



**ANNUAL STATISTICAL BULLETIN OF  
FEDERAL GOVERNMENT EMPLOYEES  
FOR 2018-19**

**PAKISTAN PUBLIC ADMINISTRATION RESEARCH CENTRE  
ESTABLISHMENT DIVISION  
GOVERNMENT OF PAKISTAN  
ISLAMABAD**

weblink: [pparc.establishment.gov.pk](http://pparc.establishment.gov.pk)  
website: [www.establishment.gov.pk](http://www.establishment.gov.pk)



**ANNUAL STATISTICAL BULLETIN OF FEDERAL  
GOVERNMENT EMPLOYEES  
FOR 2018-19**

**PAKISTAN PUBLIC ADMINISTRATION RESEARCH CENTRE  
ESTABLISHMENT DIVISION  
GOVERNMENT OF PAKISTAN  
ISLAMABAD**

weblink: [pparc.establishment.gov.pk](http://pparc.establishment.gov.pk)  
website: [www.establishment.gov.pk](http://www.establishment.gov.pk)

## FOREWORD

Pakistan Public Administration Research Centre (PPARC), Establishment Division maintains the data regarding Federal Government civil employees and publishes it in the form of bulletins on annual basis. The current Annual Statistical Bulletin for the year 2018-19 has been prepared after collecting data from all the Ministries, Divisions, Attached Departments and Subordinate Offices working in the Federal Government. This bulletin contains information about number of all civil employees working in the Federal Government in Basic Scales from 1 to 22. The in-hand report is comprised of analysis as well as data tabulations, prepared on the basis of collected information.

2. The analytical portion of the report reveals trend analysis of all the categories of employees showing sanctioned posts, actual working strength, their percentages, bar charts, and pie charts which is a useful addition and creates interest for the readers. The analysis provides true picture of all the tabulations and readers could get benefit from it without going into detailed study of each and every table provided in the report. This bulletin is a valuable data bank for policy makers, planners, researchers, academicians and students, etc. for planning and research regarding Federal Government civil employees.

3. There are 31 data tabulations provided in this bulletins. Main tables comprised of data on multidimensional aspects of civil employees regarding their working strength e.g. male, female employees from different provinces, religions, organizations etc. Strength comparison for last ten years have also been provided in a few of the tables. Table of employees working in management position (MP) scales provides a useful information. All this would not be possible without devotion and hard work.

4. I would like to thank, all the focal persons of various Ministries and Divisions, Organizations and Departments for their timely support and cooperation, which enabled PPARC to complete this gigantic task. The Director General and Statistical Cell of PPARC also deserve appreciation for their dedication to complete this bulletin.

AKHTAR JAN WAZIR  
Additional Secretary  
Establishment Division

Islamabad



## PREFACE

Pakistan Public Administration Research Centre (PPARC), Establishment Division has been maintaining statistical record in respect of civil employees of the Federal Government on annual basis since 1997, by publishing Annual Statistical Bulletins. The current volume of the Annual Statistical Bulletin of the Federal Government Employees is the 22<sup>nd</sup> of this series.

2. The analysis of data shows that size of Federal Government in respect of sanctioned and actual working strength of its civil employees is 663,234 and 581,755 respectively. Out of total sanctioned strength 87.71% posts are filled, whereas 12.29% posts are vacant in various Ministries / Divisions and organizations during the year 2018-19. The distribution of actual strength shows that a small share of 4.63% is occupied by the officers working in basic scales 17-22, whereas 95.37% is occupied by employees working in basic scales 1-16, which is a very large share in the total number of Federal Government civil servants.

3. The current Annual Statistical Bulletin 2018-19 portrays the sanctioned posts of all the Divisions, Attached Departments, Subordinate Offices and the Constitutional Bodies of the Federal Government. It also uncovers information pertaining to domicile, gender and religion along with data regarding occupational groups consisting of actual working strength of all the categories of Federal Government employees. The publication has been prepared on the basis of latest available data provided by various Ministries, Divisions, Departments and Constitutional Bodies of the Federal Government, on the prescribed format in shape of proformae specifically designed by the PPARC for each of them.

4. I would like to thank, all focal persons of various Ministries, Divisions and Constitutional Bodies for their valuable support and data which enabled PPARC to complete this bulletin in time. The dedicated efforts made by officers and staff of Statistical Cell of PPARC in collection, compilation and analysis of data are also appreciated. The valuable suggestions and comments for improvement of the bulletin will be highly encouraged.

(Muhammad Lakhkar Khan Hoti)  
Director General

Islamabad



**FEDERAL GOVERNMENT CIVIL EMPLOYEES AT A GLANCE  
FOR 2018-19**

<b>Description of Employees</b>	<b>Total Strength</b>
Sanctioned Posts	663234
Filled-in Posts	581755
Vacant Posts	81479
Female Employees	27865
Secretariat Employees	
Sanctioned Posts	16158
Filled-in Posts	13347
Vacant Posts	2811
Female Employees	901
Employees of Attached / Subordinate Departments	
Sanctioned Posts	635971
Filled-in Posts	558943
Vacant Posts	77028
Female Employees	26517
Employees of Constitutional Bodies	
Sanctioned Posts	11105
Filled-in Posts	9465
Vacant Posts	1640
Female Employees	447
Employees of Occupational Groups	6395
Female Employees of Occupational Groups	1139
Non-Muslim Employees	16612





## LIST OF CONTRIBUTORS OF PPARC

Mr. Muhammad Lakhkar Khan Hoti Director General	Team Leader
Mr. Amjad Javaid Sandhu Director (Statistics)	Technical Supervision and Analysis
Mr. Shahid Nawaz Satti Senior Statistical Officer	Supervision of Data Collection Compilation & Report Writing
Sardar Muhammad Jamil Statistical Officer	Data Collection
Mr. Abdul Qayyum Abbasi Statistical Officer	Data Collection, Compilation & Tabulation
Mr. Umar Mehmood Abbasi Statistical Officer	Data Collection & Look after Printing Process
Mr. Muhammad Saleem Younas	Data Controlling Officer

### **Staff Participation**

Mr. M. Hussain Shahid Statistical Assistant	Mr. Abdul Sattar Bajwa Statistical Clerk
Mr. Abdul Karim Nizamani Statistical Assistant	Mr. Abdul Ghani Jamali Junior Statistical Clerk
Mrs. Farzana Naheed Statistical Assistant	Mr. Raheel Aftab Junior Statistical Clerk
Mr. Muhammad Yousaf Statistical Assistant	Mr. Shafique Ahmed Junior Statistical Clerk
Mr. Javed Ahmed Statistical Assistant	Mr. Rashid Ali Junior Statistical Clerk
Syed Asim Iqbal Statistical Assistant (Computerized Composition)	Mr. Muhammad Abid Khan Junior Statistical Clerk



## CONTENTS

Sr. No.	TITLE	PAGE(S)
1.	Foreword	(i)
2.	Preface	(iii)
3.	Federal Government Civil Employees at a Glance for 2018-19	(v)
4.	List of Contributors of PPARC	(vii)
5.	Ministry / Division Wise Index	(xi)
6.	Overview of the Civil Servants for 2018-2019	1-34
<b>STATISTICAL TABLES:</b>		<b>35-315</b>
Table-1	Sanctioned and Actual Strength of Employees by Basic Scale and Domicile.	37
Table-2	Actual Strength of Female Employees by Basic Scale and Domicile.	38
Table-3	Sanctioned and Actual Strength of Employees in Federal Secretariat by Basic Scale and Domicile.	39
Table-4	Actual Strength of Female Employees in Federal Secretariat by Basic Scale and Domicile.	40
Table-5	Sanctioned and Actual Strength of Employees in Attached Departments / Subordinate Offices by Basic Scale and Domicile.	41
Table-6	Actual Strength of Female Employees in Attached Departments / Subordinate Offices by Basic Scale and Domicile.	42
Table-7	Sanctioned and Actual Strength of Employees of Constitutional Bodies by Basic Scale and Domicile.	43
Table-8	Actual Strength of Female Employees of Constitutional Bodies by Basic Scale and Domicile.	44
Table-9	Employees by Basic Scale and Occupational / Functional Group.	45
Table-10	Employees by Occupational / Functional Group and Province of Domicile.	46
Table-11	Female Employees by Basic Scale and Occupational / Functional Group.	47
Table-12	Female Employees by Occupational / Functional Group and Province of Domicile.	48
Table-13	Division Wise Ratio of Officials to Officers for Sanctioned and Actual Working Strength	49-50
Table-14	Year Wise Employment Status by Province of Domicile.	51
Table-15	Actual Strength of Female Employees Over the Years.	52
Table-16	Year Wise Sanctioned Strength of Employees by Basic Scale.	53
Table-17	Year Wise Actual Strength of Employees by Basic Scale.	54
Table-18	Employment Status Over the Years.	55
Table-19	Non-Muslim Employees by Domicile and Basic Scale.	56
Table-20	Christian Employees by Domicile and Basic Scale.	57
Table-21	Ahmadi Employees by Domicile and Basic Scale.	58
Table-22	Hindu (Caste) Employees by Domicile and Basic Scale.	59
Table-23	Hindu (Non Caste) Employees by Domicile and Basic Scale.	60
Table-24	Sikh Employees by Domicile and Basic Scale.	61
Table-25	Other Non-Muslim Employees by Domicile and Basic Scale.	62

Table-26	Sanctioned and Actual Working Strength of Employees in Ministries / Divisions and Attached Departments	63-71
Table-27	Sanctioned Management Position Scales (MP-I, MP-II and MP-III) in Federal Government.	72
Table-28	Actual Management Position Scales (MP-I, MP-II and MP-III) in Federal Government.	73
Table-29	Sanctioned Strength By Basic Scale and Divisions / Attached Departments / Subordinate Offices.	74-95
Table-30	Domicile Wise Actual Strength of Employees By Basic Scale and Divisions / Attached Departments / Subordinate Offices.	96-205
Table-31	Domicile Wise Actual Strength of Female Employees by Basic Scale and Divisions / Attached Departments / Subordinate Offices.	206-315

## MINISTRY / DIVISION WISE INDEX

Sr. No.	NAME OF MINISTRIES / DIVISION	Sanctioned Strength	Actual Strength Domicile wise	Female Strength Domicile wise
		Page Nos.		
1	Aviation	74,75	96,97	206,207
2	Cabinet	74,75	96,97	206,207
3	Capital Administration & Development	74,75	100,101	210,211
4	Commerce	76,77	108,109	218,219
5	Communications	76,77	110,111	220,221
6	Climate Change	76,77	112,113	222,223
7	Defence	76,77	114,115	224,225
8	Defence Production	78,79	120,121	230,231
9	Economic Affairs	78,79	122,123	232,233
10	Establishment	78,79	124,125	234,235
11	Federal Education and Professional Training	80,81	126,127	236,237
12	Finance	80,81	130,131	240,241
13	Foreign Affairs	80,81	132,133	242,243
14	Housing & Works	80,81	134,135	244,245
15	Human Rights	80,81	136,137	246,247
16	Industries & Production	82,83	138,139	248,249
17	Information & Broadcasting	82,83	138,139	248,249
18	Information Technology and Telecommunications	82,83	144,145	254,255
19	Inter Provincial Coordination	82,83	144,145	254,255
20	Interior	84,85	146,147	256,257
21	Kashmir Affairs & Gilgit Baltistan	84,85	154,155	264,265
22	Law and Justice	86,87	156,157	266,267
23	Maritime Affairs	86,87	164,165	274,275
24	Narcotics Control	88,89	168,169	278,279
25	National Food Security & Research	88,89	168,169	278,279
26	National Health Services Regulations & Coordination	88,89	169,173	282,283
27	National History & Literary Heritage	90,91	178,179	288,289
28	National Security	90,91	180,181	290,291
29	Overseas Pakistanis and Human Resource Development	90,91	182,183	292,293

Sr. No.	NAME OF MINISTRIES / DIVISION	Sanctioned Strength	Actual Strength Domicile wise	Female Strength Domicile wise
30	Parliamentary Affairs	90,91	182,183	292,293
31	Petroleum	90,91	184,185	294,295
32	Planning Development and Reform	92,93	184,185	294,295
33	Privatization	92,93	186,187	296,297
34	Postal Services	92,93	188,189	298,299
35	Power	92,93	188,189	298,299
36	Religious Affairs and Inter-faith Harmony	92,93	188,189	298,299
37	Revenue	92,93	190,191	300,301
38	Railways	92,93	190,191	300,301
39	Science & Technology	92,93	192,193	302,303
40	States and Frontier Regions	92,93	192,193	302,303
41	Statistics	92,93	194,195	304,305
42	Textile	94,95	194,195	304,305
43	Water Resources	94,95	196,197	306,307
44	President's Secretariat (Public)	94,95	196,197	306,307
45	President's Secretariat (Personal)	94,95	198,199	308,309
46	Prime Minister's Office (Public)	94,95	198,199	308,309
47	Prime Minister's Office (Internal)	94,95	200,201	310,311
48	National Assembly Secretariat	94,95	200,201	310,311
49	Senate Secretariat	94,95	200,201	310,311
50	Election Commission of Pakistan	94,95	202,203	312,313
51	Wafaqi Mohtasib (Ombudsman)'s Secretariat	94,95	202,203	312,313
52	Supreme Court of Pakistan	94,95	202,203	312,313
53	Federal Tax Ombudsman Secretariat	94,95	204,205	314,315
54	National Accountability Bureau	94,95	204,205	314,315



# **OVERVIEW OF THE CIVIL SERVANTS FOR 2018-19**

## **INTRODUCTION**

Pakistan Public Administration Research Centre (PPARC), Establishment Division is responsible to collect, compile and disseminate the data of Federal Government employees. For this purpose, PPARC periodically carries out censuses of Federal Government Civil Servants in terms of their classifications and characteristics after every three years. In addition to triennial censuses, the statistical bulletins are also produced and published on annual basis. The data for bulletins are collected at Ministry / Division and Department level showing sanctioned and actual strength of employees working as civil servants and employees of Constitutional Bodies.

2. These bulletins are user intensive and are compiled according to their possible requirements of current statistics. Parliament, Establishment Division, Finance Division, Planning Development & Reform Division, Provincial Governments, Research Institutions and Non-Governmental Organizations (NGOs) are some of the major institutions making use of these bulletins, for having authentic figures on the human resource at Federal Government level all over the country. Consequently, twenty one annual statistical bulletins of Federal Government civil employees have already been published on the basis of fiscal years, starting from 1997-98.

3. This is the twenty second annual statistical bulletin for the year 2018-19 and depicts the employment status as on 01-07-2018. It contains wide range of statistics covering not only the sanctioned and actual working strength of employees, but also presents domicile wise breakup of all the categories of the



Federal Government civil employees as well as employees of Constitutional Bodies. The scope of data has been extended up to 14 occupational & functional groups / services with detail of basic scales and domicile / gender wise position of incumbents working in these groups. The scope also covers Constitutional Bodies for basic scale and gender wise data. The bulletin reveals domicile wise data about the non-Muslim employees. It also includes information about female employees working in Federal Government as civil servants, while their domicile and basic scale wise breakup is also provided in this bulletin. A well-defined methodology has been adopted in order to collect, compile and publish these data.

## **METHODOLOGY**

4. Out of two basic sources of data i.e. primary and secondary, the primary approach has been adopted for data collection for this Bulletin. Primary data are usually directly collected from respondents using any tool like questionnaire, recording equipment, experiment etc. However, sometimes secondary sources like books, journals, newspapers etc. are also utilized for data collection in some queries. For this Bulletin the data are directly collected from the administrative incharge of the concerned Division or Department with reference time 01-07-2018. For this purpose six well designed questionnaires / proformae *viz a viz* Proforma-1 for Federal Secretariat, Proforma-2 for Attached Departments / Subordinate Offices, Proforma-4 for Constitutional Bodies, Proforma-5 for Minorities, Proforma-6 for Occupational Groups and Proforma-7 for Management Position Scales were designed and sent to all Ministries / Divisions / Departments through mail to provide relevant data on the concerned questionnaire.

5. In order to complete the assignment in time, several telephone contacts and personal visits were made to the relevant offices. After retrieval of data in PPARC, the information was checked regarding completeness and a few cases were referred back to complete the deficiencies and correct the inconsistencies in the data. After satisfaction from all respects, the data were entered in the computers. Print outs of entered data were produced and checked with source documents in order to confirm the authenticity. The tabulations were generated and compared with available data sources in order to check the quality. The data are published after validity checking for accomplishment of the following objectives.

## **OBJECTIVES**

6. The overall objective of the Bulletin is to provide current statistics regarding Federal Government Civil Employees. However, detailed objectives are as under:

- i) To provide overall sanctioned posts and actual filled posts of Federal Government employees working as civil servants.
- ii) To update the position of sanctioned posts and filled posts of Federal Government employees working in Constitutional Bodies.
- iii) To highlight the domicile wise working strength of Federal Government employees.
- iv) To show the strength of Federal Government employees from minorities.
- v) To provide female Federal Government employees working in different positions.
- vi) To give an overview of Management Position (MP) scales in the Federal Government employment.

## **DATA ANALYSIS**

7. This bulletin comprises current data for the year 2018-19 with reference period 01-07-2018. The data are obtained at administrative level of each Ministry, Division and Department. The analysis of main data items is provided in this part of the report for the ease of readers.

### **SECTION-A: OVERALL STRENGTH OF CIVIL EMPLOYEES**

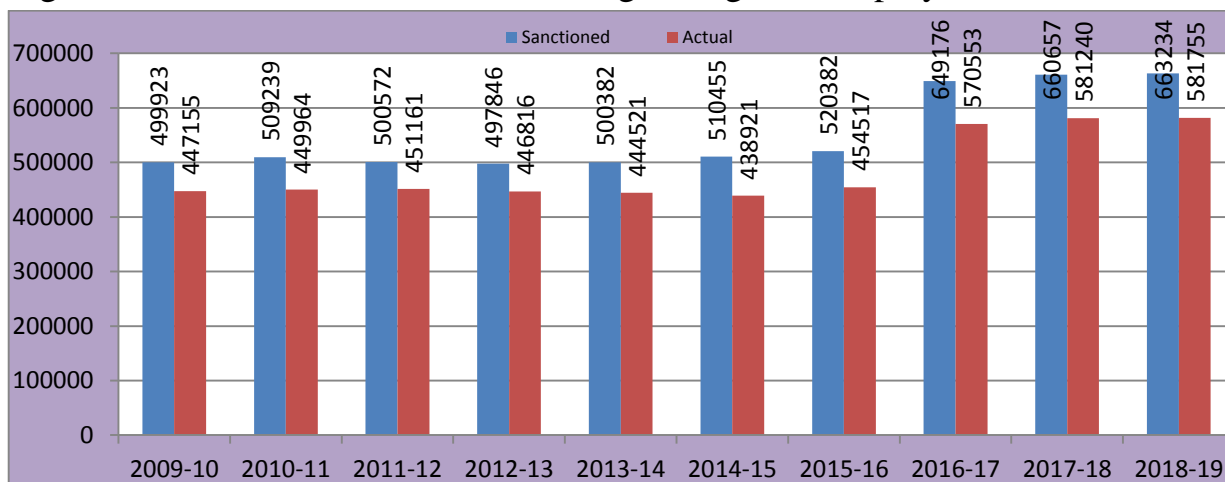
8. Overall strength of civil employees working in Federal Government is discussed in this part. Sanctioned and actual working strength, basic scale wise strength, female employees and domicile wise employees are analyzed in this section.

#### **I. Sanctioned and Actual Working Strength**

9. The bulletin contains information about entire civil servants employment status during the last ten years from 2009-10 to 2018-19 in terms of sanctioned and actual working strength of the Federal civil employees including employees of Constitutional Bodies. The historical trend reflects that the public sector employment situation is a mix trend of increase & decrease in the number of civil servants during the last ten years. The job opportunities in public sector almost remained fluctuant during last ten years from 2009-10 to 2018-19. However, during last five years from 2014-15 to 2018-19, the size of the Federal Government in respect of its sanctioned and actual strength of employees shows an up word trend of 6.17% and 5.96% (on average basis) respectively. When we look into last two years, during current fiscal year 2018-19, an increase of almost 0.39% is observed in sanctioned strength and 0.09% is recorded in actual working

strength from 2017-18. Bar chart in Figure-1 shows the pictorial sanctioned and actual strength of employees for the last ten years.

Figure-1: Sanctioned and Actual Working Strength of Employees.

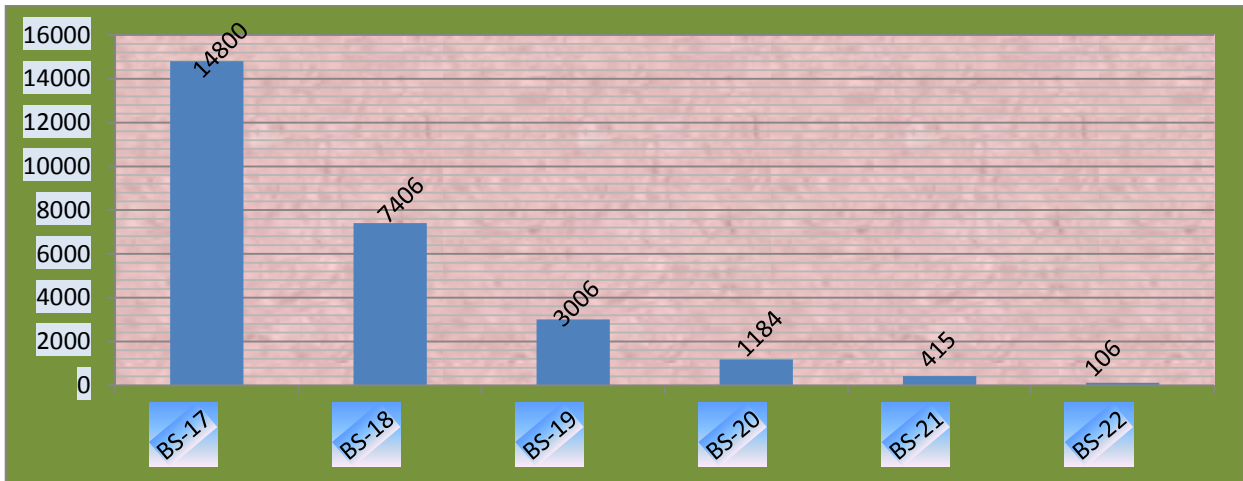


10. Size of Federal Government in respect of sanctioned and actual strength is 663,234 and 581,755 posts on 1<sup>st</sup> July, 2018 as against 660,657 and 581,240 posts on 1<sup>st</sup> July of the last year respectively. Out of total sanctioned strength, 87.71% posts are filled, whereas 12.29% posts remain vacant in the various Ministries / Divisions and other government organizations during the period under study. The basic scale wise distribution of actual working strength shows that a small share of 4.63% is occupied by the officers in BS 17-22, whereas, remaining 95.37% share goes to the employees working in BS 1-16.

11. The Basic Scale wise analysis further uncovers that BS-20, BS-21, BS-22 show higher trend of 2.96%, 6.68%, and 10.42% respectively as against last year's actual working strength. However, BS-17, BS-18 and BS-19 show decrease in actual strength as 10.29%, 4.79% and 0.66% respectively. For sanctioned strength, increasing trends of 2.91% for BS-21 and 5.17% for BS-22, while decreasing trends of 7.08% for BS-17, 9.02% for BS-18, 3.08% for BS-19 and 1.27% for

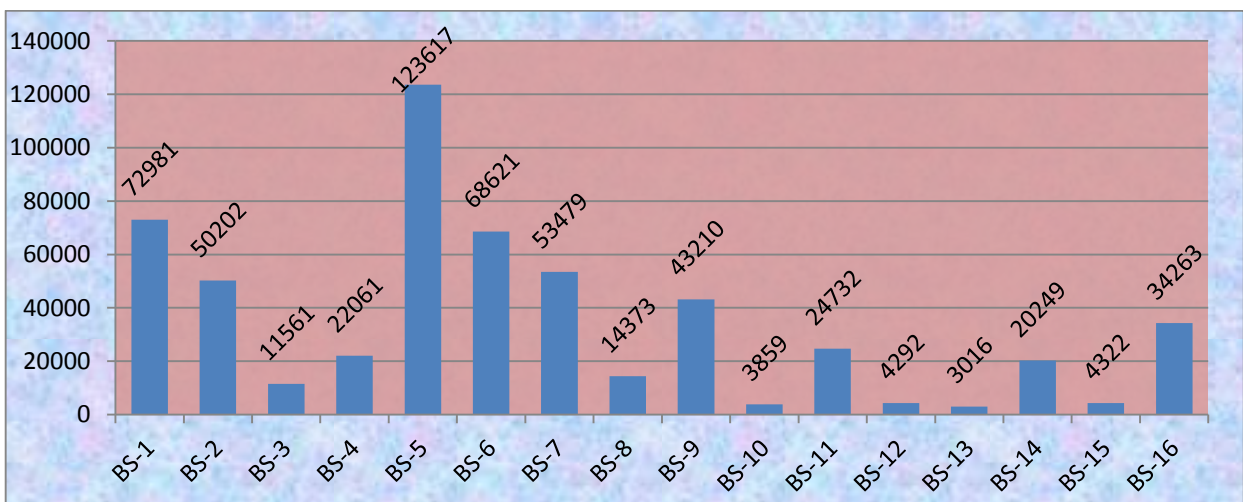
BS-20 are observed. Significant increases have also been witnessed in actual strength of BS-1, BS-3, BS-6, BS-7, BS-8, BS-9, BS-10, BS-11, and BS-15 at the rate of 0.63%, 15.71%, 14.83%, 6.33%, 1.28%, 1.98%, 1.18%, 1.64% and 26.45% respectively.

Figure-2: Scale Wise Working Employees in BS 17 to 22.



12. The overall actual strength in BS 17-22 witnesses decrease of 6.98% while in BS 1-16 an increase of 0.46% is witnessed in the year 2018-19. Figure-2 depicts the scale wise strength of officers working in BS 17 to 22 while Figure-3 shows the strength of employees working in BS 1 to 16.

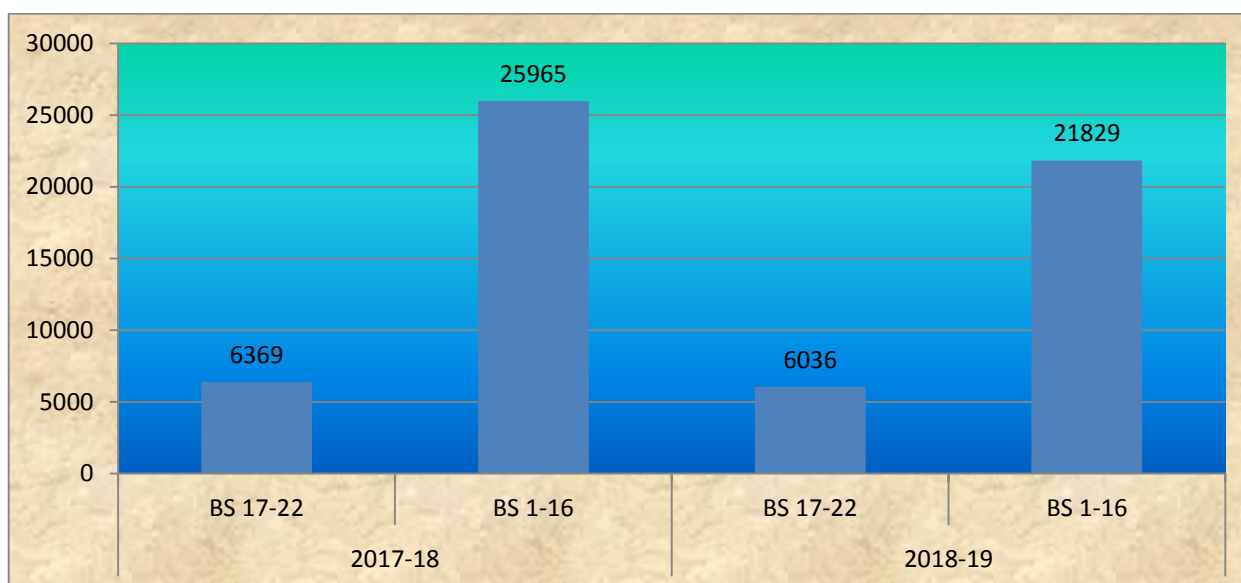
Figure-3: Scale Wise Working Employees in BS 1 to 16.



## II. Female Employees

13. The actual strength of Federal Government female employees for the year 2018-19 is 27,865 as against 32,334 in previous year, showing a significant decrease of 13.82% as compared to 2017-18. Such huge decrease in female strength is because of the merging of Office of the Chief Secretary Gilgit Baltistan from Federal Government to the Gilgit Baltistan Government, having female employees actual strength of 4620. Out of total strength of 581,755 Federal Government employees, the percentage share of female employees in Government sector stands at 4.79% during 2018-19. The distribution of actual strength also shows that 21.66% posts are occupied by the female officers in BS 17-22 and remaining share of 78.34% goes to BS 1-16 female employees out of 27,865 total female employees. Bar chart in Figure-4 shows female employees.

Figure-4: Female Employees.



## III. Domicile Wise Overall Analysis

14. It is pertinent to mention that domicile wise strength of employees does not depict the actual position of provincial quota in Federal Government employment.

The reason is that the data are collected according to domicile wise strength of employees which include posts filled through promotions and by direct recruitment on merit quota (7.5%) in addition to provincial quota. It also include posts of BS-1 and BS-2 which are locally recruited. In addition every Ministry / Division / Department has own recruitment rules separately for each post and quota roster are maintained independently for each and every post. Therefore, simple calculation of quota percentage from total working strength is not the true picture of provincial / regional quota applicable for employment in the Federal Government.

15. The provincial and regional domicile wise analysis shows that the employment growth of Punjab, Sindh, Khyber Pakhtunkhwa, Balochistan, AJ&K and FATA reveals an increase of 0.38%, 0.71%, 7.66%, 7.97%, 0.40% and 123.08% respectively during the period under discussion. In Khyber Pakhtunkhwa, Balochistan and FATA such significant increase is because of addition of new offices of Civil Armed Forces i.e. HQ Frontier Corps (South) KP Dera Ismail Khan, HQ Frontier Corps (South) Balochistan Turbat, and due to significant increase in strength of Frontier Constabulary KP, Peshawar. In Gilgit Baltistan, analysis shows huge decrease of 83.58% because of merger of office of the Chief Secretary Gilgit Baltistan to the Gilgit Baltistan Government from Federal Government. Previously the employees of Gilgit Baltistan Government e.g. education, health, agriculture etc. were considered as Federal Government employees but now these employees are treated no more Federal Government employees and have been excluded from the data for the bulletin.

16. Overall share of the provinces on the basis of their domiciles including Civil Armed Forces (CAF) in actual working strength of 581,755 employees, shows that Punjab has 47.66% share including 2.35% Islamabad, followed by Khyber Pakhtunkhwa has 26.00% share. Similarly, the province of Sindh has 14.01% share (Sindh Rural 7.30% and Sindh Urban 6.71%) while share for FATA, Balochistan, Azad Jammu & Kashmir and Gilgit Baltistan remain 5.47%, 4.54%, 1.26% and 1.06% respectively. Similar trend has also been observed in the female employment in the Federal Government. Punjab including Islamabad (9.49%) enjoys the largest share of female employment to the ratio of 66.88%, followed by Sindh 16.01% (Sindh Rural 6.35% and Sindh Urban 9.66%), Khyber Pakhtunkhwa 10.16%, Balochistan 3.24%, whereas, Azad Jammu & Kashmir, FATA and Gilgit Baltistan, occupy 1.72%, 1.01% and 0.98% posts, respectively.

## **SECTION-B: MANPOWER DISTRIBUTION**

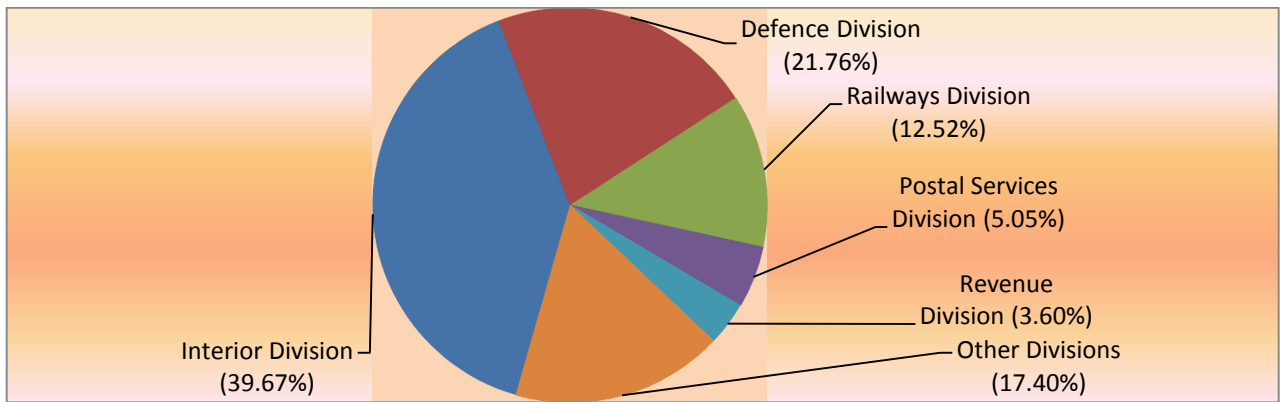
17. This section deals with distribution of manpower in different divisions, showing basic scale wise distribution of employees working in main secretariat and attached departments / subordinate offices.

### **I. Manpower Distribution in Divisions**

18. Amongst the divisions of the Federal Government, Interior Division is the largest administrative unit due to Civil Armed Forces (CAF) which comes out to be 39.67% (230,817) of the actual working strength (581,755). The second largest unit is the Defence Division with 21.76%, while Railways, Postal Services and Revenue Division with 12.52%, 5.05% and 3.60% rank third, fourth and fifth respectively as compared to other divisions having collective share of 17.40%. Figure-5 describes the overall manpower distribution in different divisions.



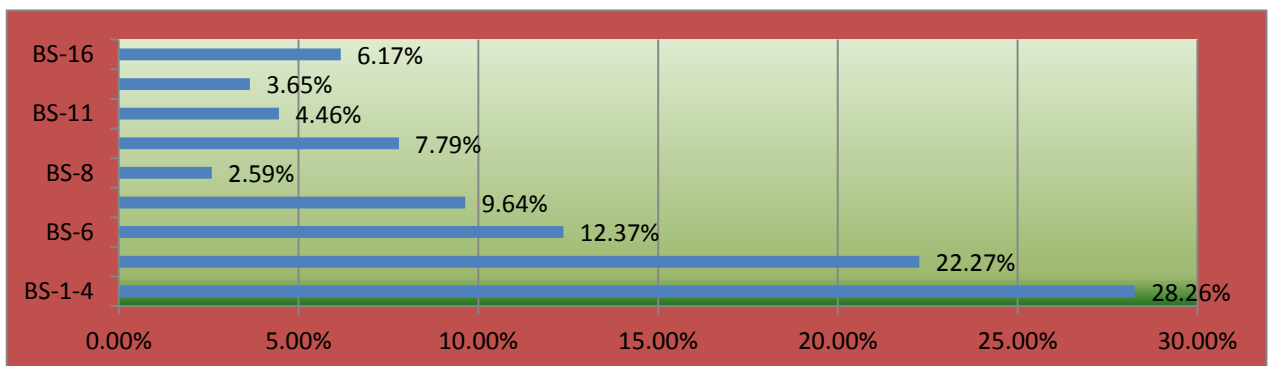
Figure-5: Manpower Distribution in Divisions.



## II. Basic Scale Wise Distribution of Employees

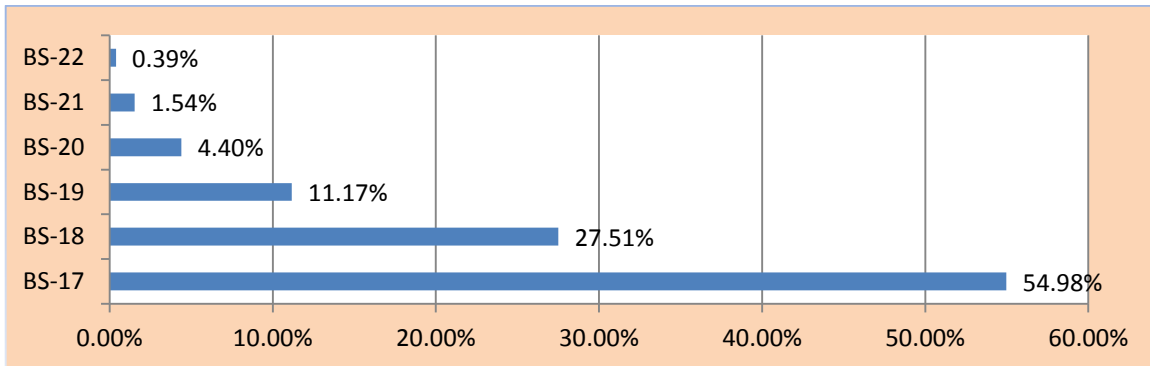
19. Basic scale (BS) wise analysis shows that BS 1-4 has largest share of 28.26% among total 554,838 working employees in BS 1-16 in the Federal Government. The second position goes to the employees working in BS-5 with 22.27%, the third, fourth and fifth positions are occupied by BS-6 with 12.37%, BS-7 with 9.64% and BS-9 with 7.79% respectively. However, BS-16 with 6.17%, BS-11 with 4.46%, BS-14 with 3.65% and BS-8 with 2.59% get sixth, seventh, eighth and ninth positions respectively. Remaining scales BS-15, BS-13, BS-12 and BS-10 are at the lowest positions with less than 1% share of the employees of BS 1 to 16. Figure- 6 reflects actual percentage of staff strength in different pay scales from BS 1-16.

Figure-6: Basic Scale Wise Percent Share of Employees from BS 1 to 16.



20. In the actual strength of 26,917 officers working in BS 17-22 the percentage share of BS-17, BS-18, BS-19, BS-20, BS-21 and BS-22 comes to 54.98%, 27.51%, 11.17%, 4.40%, 1.54% and 0.39%. Figure-7 shows actual share position in BS 17-22.

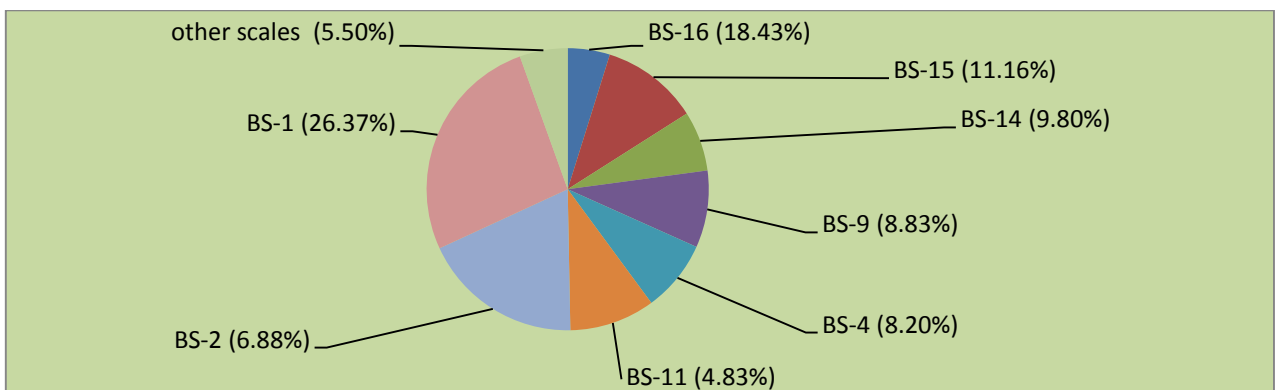
Figure-7: Basic Scale Wise Percent Share of Employees from BS 17 to 22.



### III. Basic Scale Wise Distribution of Employees Working in Main Secretariat

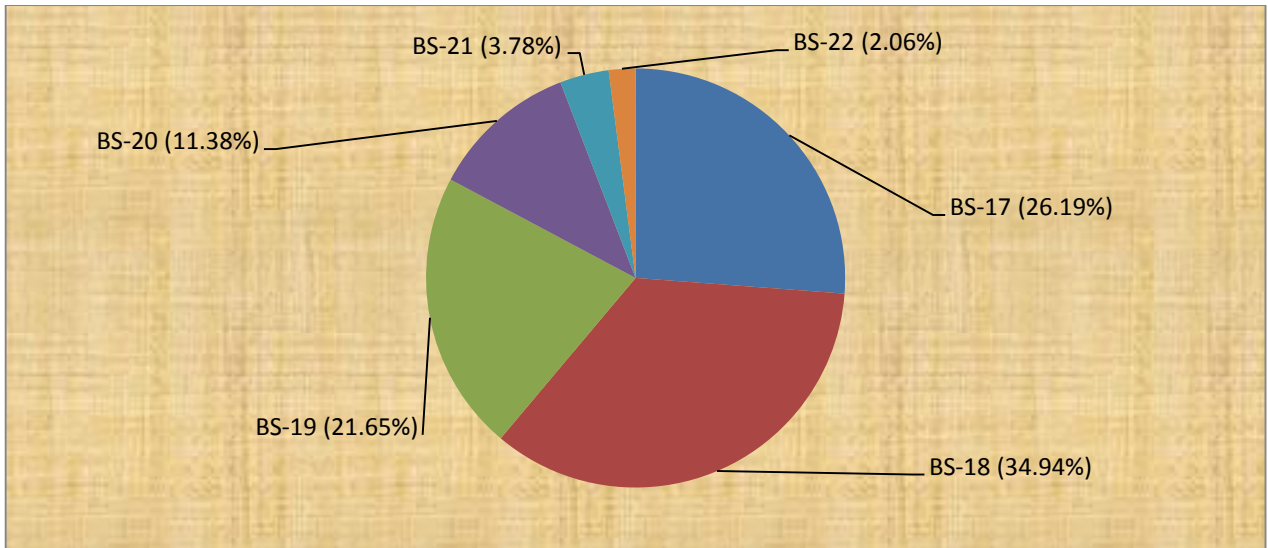
21. The analysis of employees in BS 1-16 working in Main Federal Secretariat shows that BS-1 has 26.37% share in actual strength of 10,728 BS-16 has 18.43%, BS-15 has 11.16%, BS-14 has 9.80%, BS-9 has 8.83%, BS-4 has 8.20%, BS-2 has 6.88% and BS-11 has 4.83% share while other scales have collective 5.50% share among employees of BS 1-16. Figure-8 reveals percent distribution of these employees.

Figure-8: Employees Working in Main Secretariat in BS 1-16.



22. In respect of the actual strength of 2,619 officers working in BS 17-22, share of BS-18 is 34.94% while share of each, BS-17, BS-19, BS-20, BS-21 and BS-22 is 26.19%, 21.65%, 11.38%, 3.78% and 2.06% respectively. Figure-9 shows actual position of employees working in Main Secretariat in BS 17-22.

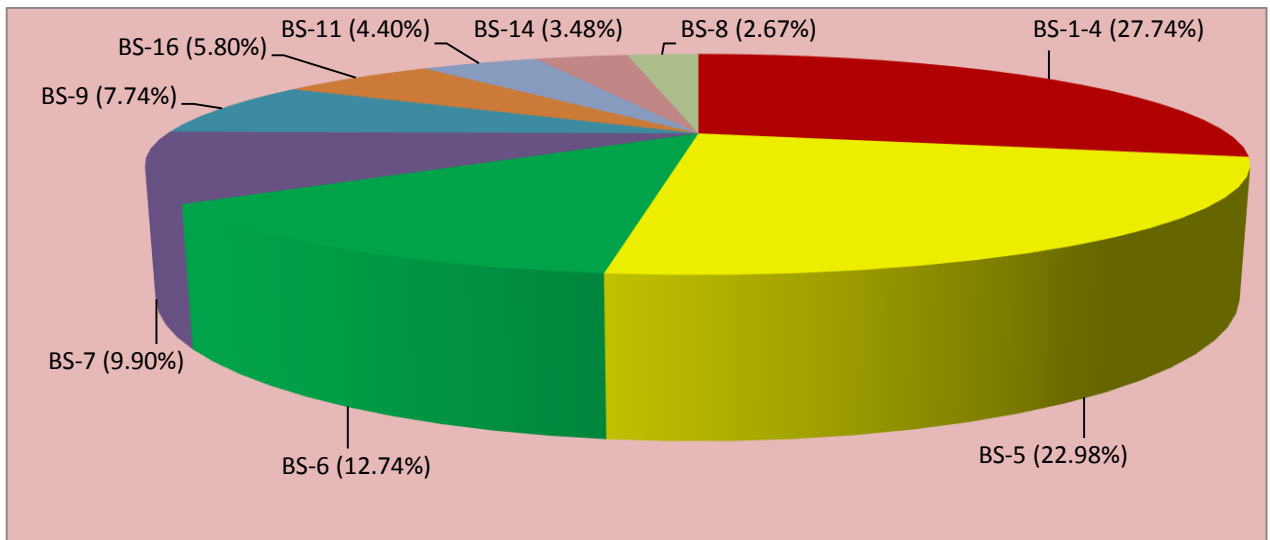
Figure-9: Employees Working in Main Secretariat in BS 17-22.



#### IV. Basic Scale Wise Distribution of Employees Working in Attached Departments and Subordinate Offices

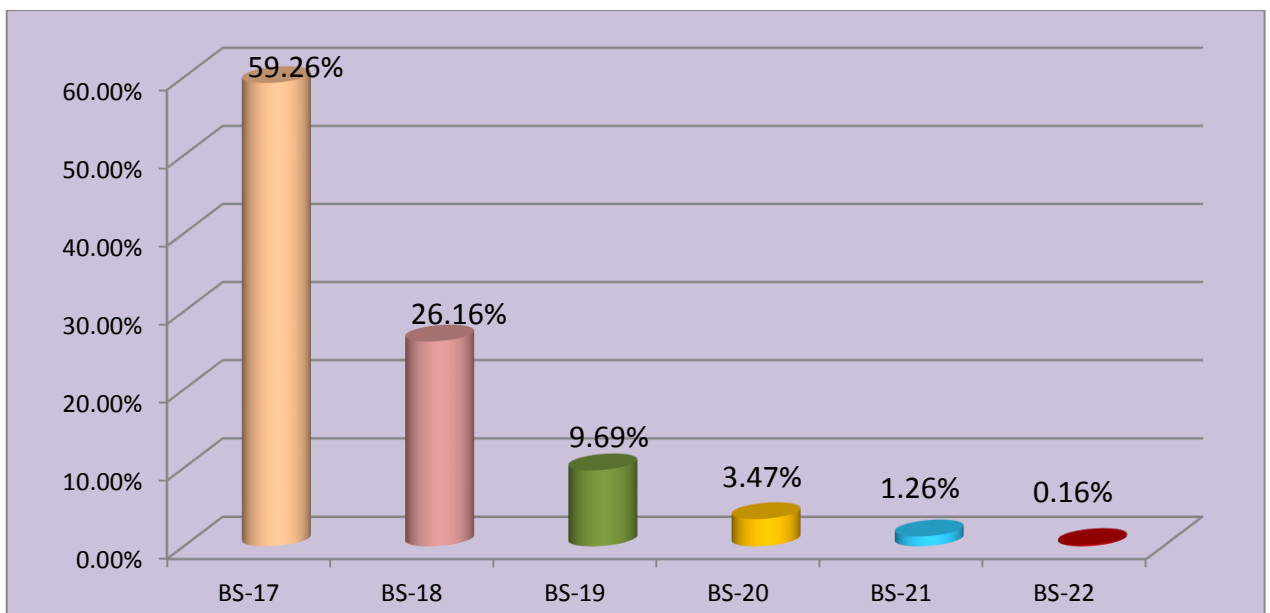
23. Basic scale (BS) wise analysis of employees working in attached departments and subordinate offices shows that BS 1-4 is at first position with 27.74% share in the total strength of 536,328 employees in BS 1-16. The employees of BS-5 has 22.98% share, BS-6 has 12.74%, BS-7 has 9.90%, BS-9 has 7.74%, BS-16 has 5.80%, BS-11 has 4.40%, BS-14 has 3.48% and BS-8 has 2.67% share while other scales have less than 2% share individually in the employees under discussion. Figure-10 reveals distribution trend of these employees in attached departments and subordinate offices working under Federal Government.

Figure-10: Employees in Attached Departments Working in BS 1-16.



24. As regards the actual strength of 22,615 officers in BS 17-22, BS-17, BS-18, BS-19, BS-20, BS-21 and BS-22 have 59.26%, 26.16%, 9.69%, 3.47%, 1.26% and 0.16% share working in attached departments and subordinate offices. Figure-11 reveals this trend.

Figure-11: Employees in Attached Departments Working in BS 17-22.



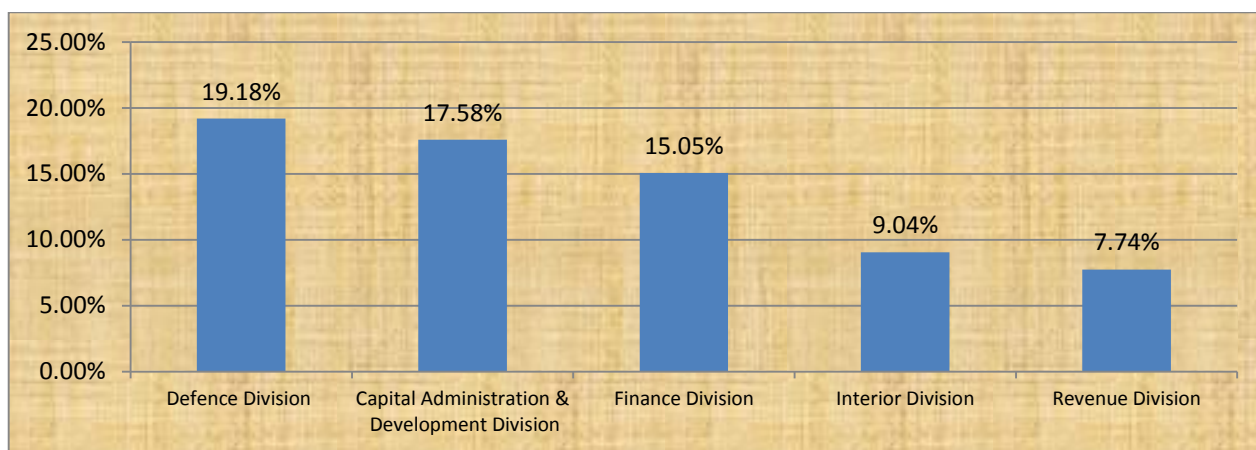
## SECTION-C: OFFICE STATUS WISE DISTRIBUTION OF EMPLOYEES

25. This section presents office-wise and scale-wise position and analysis of employees in various divisions, main secretariat and attached departments.

### I. Overall Position of Employees in Divisions

26. Out of total actual working strength of 581,755 employees in BS 1 to 22, only 26,917 posts are occupied by the BS 17-22. Out of which, 19.18% officers belong to Defence Division and are ranked first followed by Capital Administration & Development Division with 17.58%, Finance Division with 15.05%, Interior Division, Revenue Division with 9.04% and 7.74% share respectively. Figure-12 reflects office wise status and distribution of employees working in basic scale of 17 to 22 including officers from occupational groups and services.

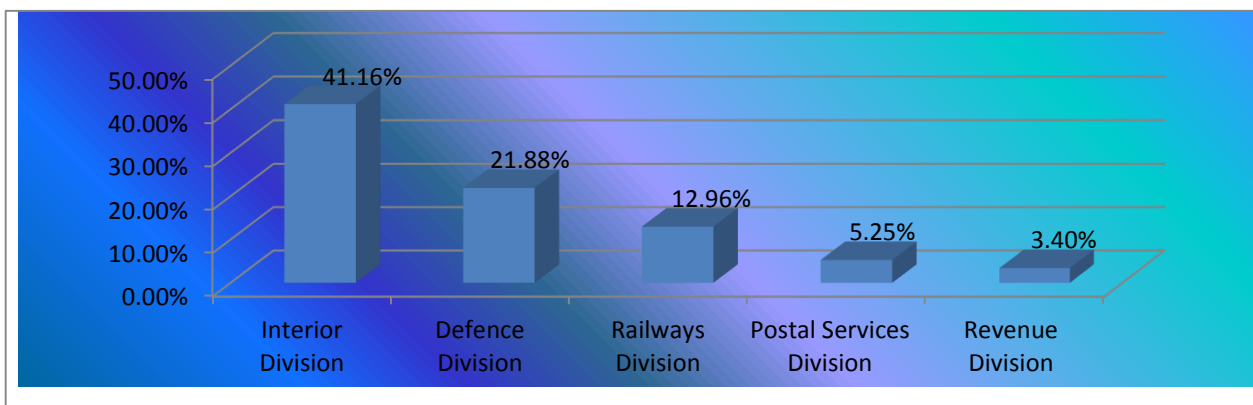
Figure-12: Office Wise Distribution of Employees in BS 17-22.



27. Moreover, out of the actual strength 554,838 employees working in BS 1-16, Interior Division ranked first with 41.16% share due to Civil Armed Forces (CAF), followed by Defence Division with 21.88%, while Railways, Postal Services and

Revenue Divisions ranked third, fourth and fifth with 12.96%, 5.25% and 3.40% shares respectively. The Bar chart at Figure-13 shows these positions.

Figure-13: Office Wise Distribution of Employees in BS 1-16.



## II. Ten Largest Divisions in Terms of Manpower

28. Ten largest Administrative Divisions are arranged in the Table-1 comparing actual working strength of all Divisions.

Table-1: Ten Largest Divisions in Terms of Manpower

Division	BS 17-22	BS 1-16	Total
Interior	2434	228383	230817
Defence	5163	121425	126588
Railways	915	71910	72825
Postal Services	231	29133	29364
Revenue	2083	18865	20948
Finance	4052	13626	17678
Capital Administrations & Development	4733	12671	17404
Aviation	562	13501	14063
Communications	174	5879	6053
Planning Development and Reform	616	5241	5857

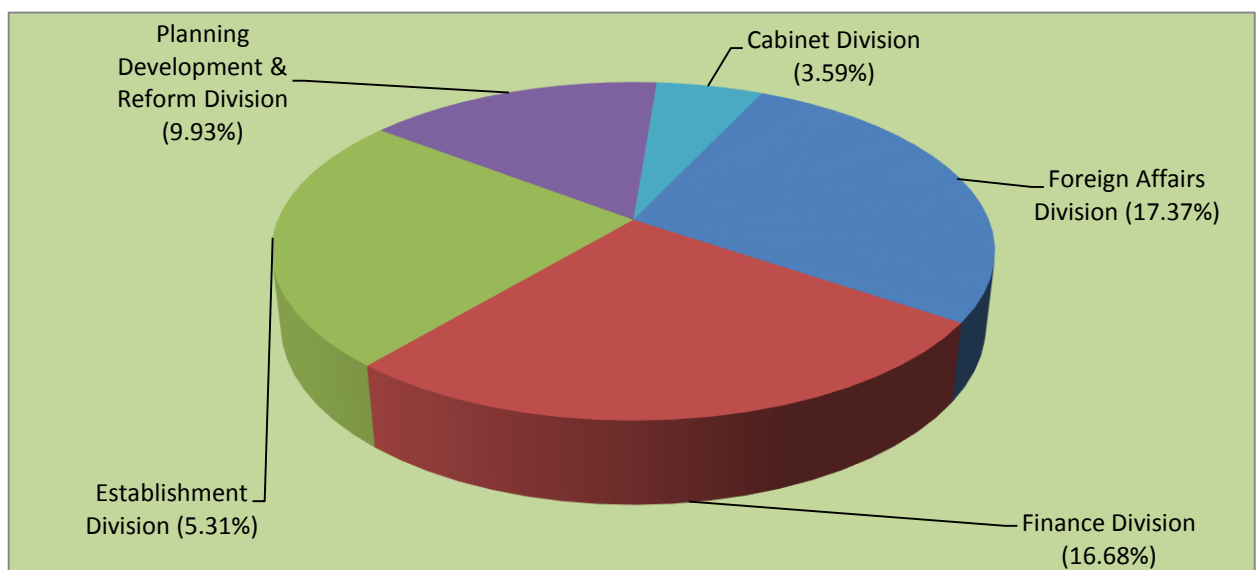
29. From Table-1, it is clear that Interior, Defence and Railways are the largest divisions followed by Postal Services, Revenue, Finance, CADD, Aviation, Communications and Planning Development & Reform Division in terms of manpower working in these divisions. In Interior Division 228,383 employees are working in BS 1-16 which include Civil Armed Forces viz a viz Rangers, Frontier Constabulary, Frontier Corps, Coastal Guards and Gilgit Baltistan Scouts.

### III. Position of Employees in Main Secretariat

30. There are total 13,347 employees working in main secretariat, out of those 2,619 are in BS 17-22 and 10,728 in BS 1-16. For BS 17-22 out of actual working strength of 2,619 the major part 17.37% is working in Foreign Affairs Division. The Finance Division ranks 2<sup>nd</sup> with 16.68% of the actual strength of BS 17-22. Planning Development and Reform Division with 9.93%, Establishment Division with 5.31% and Cabinet Division with 3.59% share stand third, fourth and fifth respectively.

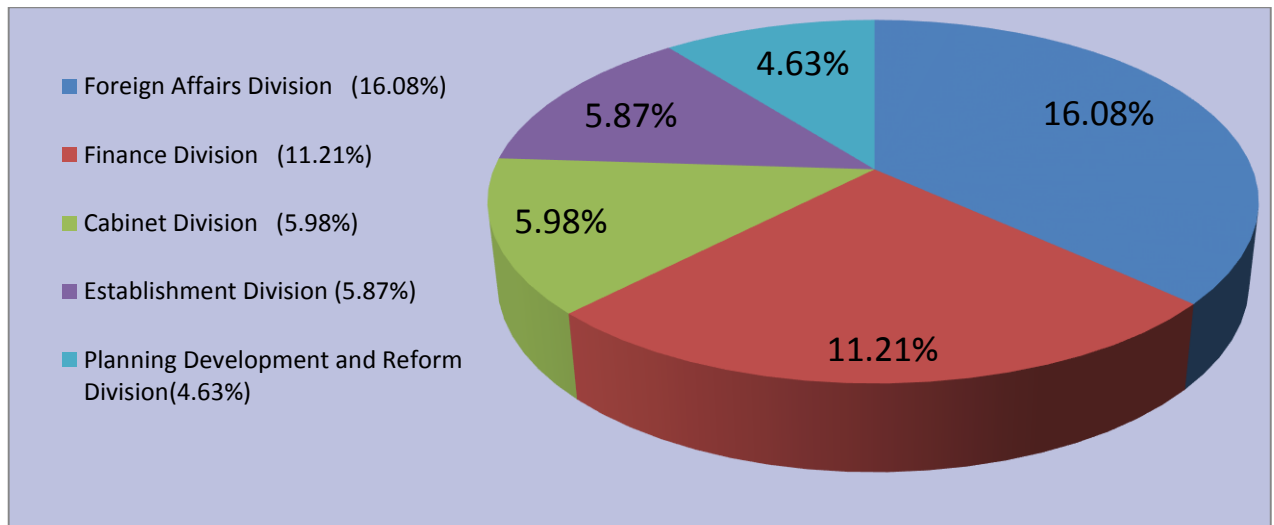
The actual position of employees working in main secretariat is depicted in Figure-14.

Figure-14: Distribution of Employees in Main Secretariat in BS 17-22.



31. With regard to 10,728 Federal Government employees in BS 1-16 working in secretariat, maximum employees i.e. 16.08% are in Foreign Affairs Division, followed by Finance Division with 11.21%, Cabinet Division, Establishment Division and Planning Development and Reform Division with 5.98%, 5.87% and 4.63% share respectively. The pie chart at Figure-15 shows actual employees of BS 1-16 working in main secretariat.

Figure-15: Distribution of Employees in Main Secretariat in BS 1-16.



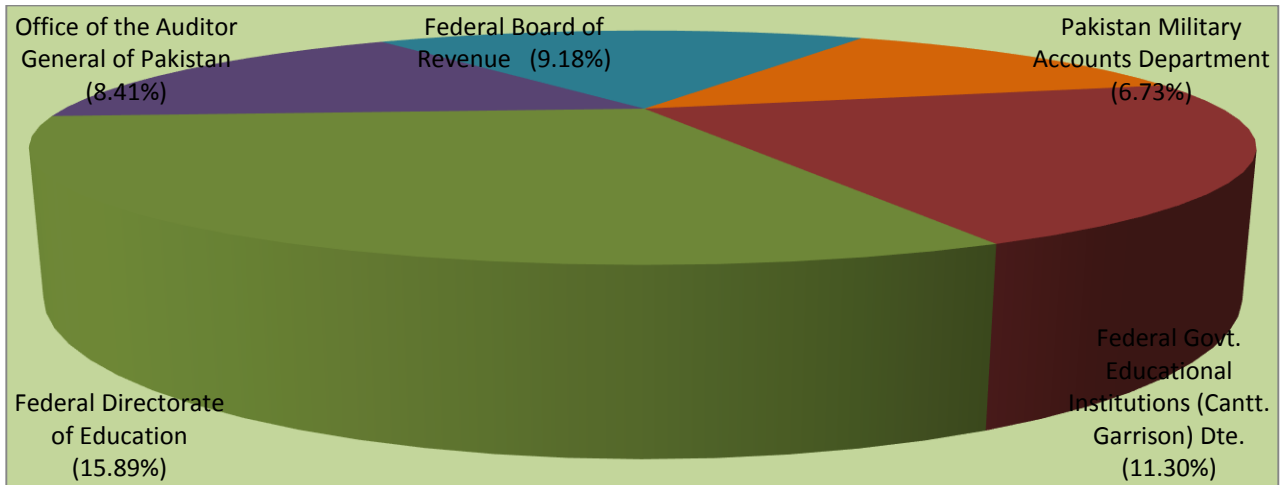
#### IV. Position of Employees in Attached Departments and Subordinate Offices

32. Total 558,943 employees of Federal Government are working in attached departments and subordinate offices other than main secretariat and among these employees 22,615 are working in BS 17-22 while 536,328 are working in BS 1-16. For officers working in BS 17-22, the Federal Directorate of Education ranks first with 15.89%, Federal Government Educational Institutions (Cantt. / Garrison) Directorate with 11.30% and Federal Board of Revenue with 9.18% secured second & third positions respectively. Office of the Auditor General of Pakistan and Pakistan Military Accounts Department with 8.41% and 6.73% remain fourth and



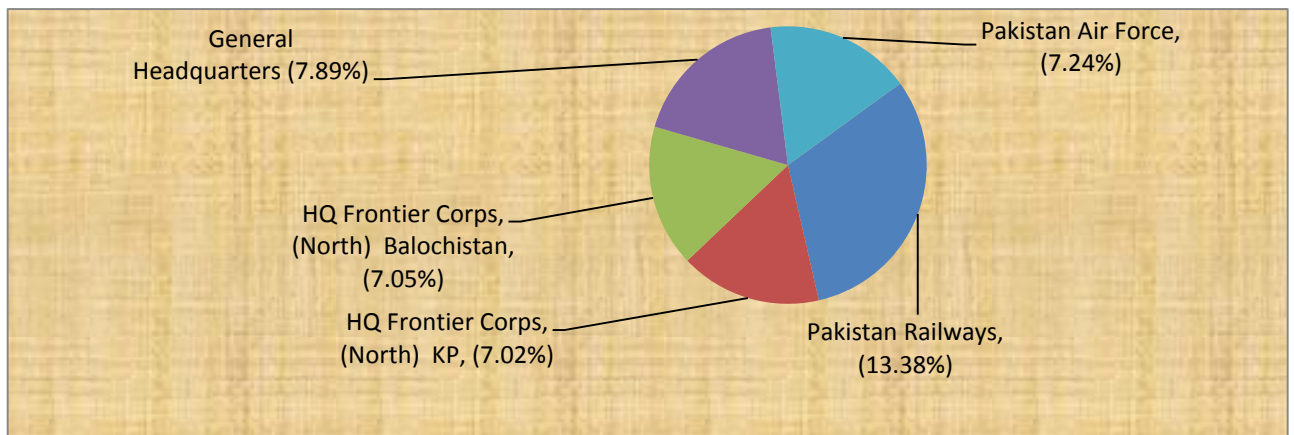
fifth positions respectively. A pie chart at Figure-16 reflects the actual position of these employees.

Figure-16: Distribution of Employees in Attached Departments in BS 17-22.



33. As regards employees in BS 1-16 in attached departments and subordinate offices, out of total 536,328 employees, Pakistan Railways and General Headquarters rank first and second with 13.38% and 7.89% respectively, whereas third, fourth and fifth ranking go to Pakistan Air Force, HQ Frontier Corps (North) Balochistan, Quetta and HQ Frontier Corps Khyber Pakhtunkhwa (North), Peshawar with 7.24%, 7.05% and 7.02% respectively. Figure-17 shows these shares.

Figure-17: Employees in Attached Departments in BS 1-16.



## V. Ten Largest Attached Departments / Subordinate Offices in Terms of Manpower

34. Ten largest attached departments / subordinate offices are arranged in the Table-2 using actual working strength in all attached departments / subordinate offices of the Federal Government throughout the country.

Table-2: Ten Largest Attached Departments / Subordinate Offices

Departments	BS 17-22	BS 1-16	Total
Pakistan Railways HQ	865	71759	72624
General Headquarters	204	42296	42500
Pakistan Air Force	29	38833	38862
HQ Frontier Corps Balochistan (North), Quetta	294	37836	38130
HQ Frontier Corps KP (North), Peshawar	303	37662	37965
HQ Frontier Corps (South) KP, D.I.Khan	12	33314	33326
Pakistan Post Office Department	223	29107	29330
HQ Frontier Constabulary KP, Peshawar	55	26665	26720
HQ Pakistan Rangers, Sindh, Karachi	513	24666	25179
HQ Frontier Corps (South) Balochistan, Turbat	124	23887	24011

## SECTION-D: FEMALE EMPLOYEES IN FEDERAL GOVERNMENT

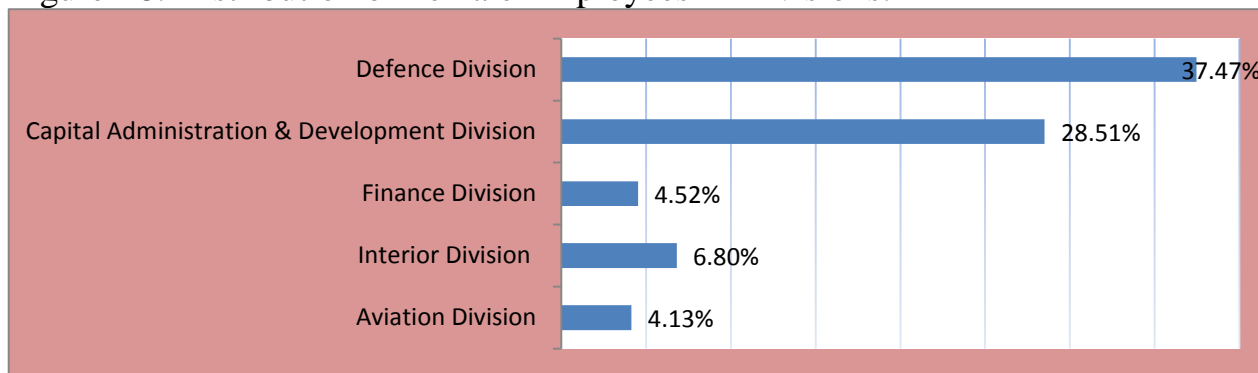
35. The position of female employees working in Federal Government has been analyzed in this section. Distribution of female employees in different divisions in Federal secretariat, attached departments and subordinate offices has been discussed.

The analysis also has been extended up to basic scale wise females working in Federal Government.

### **I. Distribution of Female Employees in Divisions**

36. Total 27,865 female employees are working in Federal Government, out of them 6,036 are in BS 17-22 while 21,829 are working in BS 1-16. The analysis reveals that the Defence Division is the largest administrative unit in terms of female employees with share of 37.47% in the total female work force because of sizeable employment in its departments. The second largest unit is the Capital Administration & Development Division with 28.51% of the total female employees due to large number of female teachers and nurses. Interior, Finance and Aviation Divisions remain third, fourth and fifth with share of 6.80%, 4.22% and 4.13% respectively out of the total female employees. Bar chart at Figure-18 reflects overall manpower distribution of female employees in the above mentioned five Divisions.

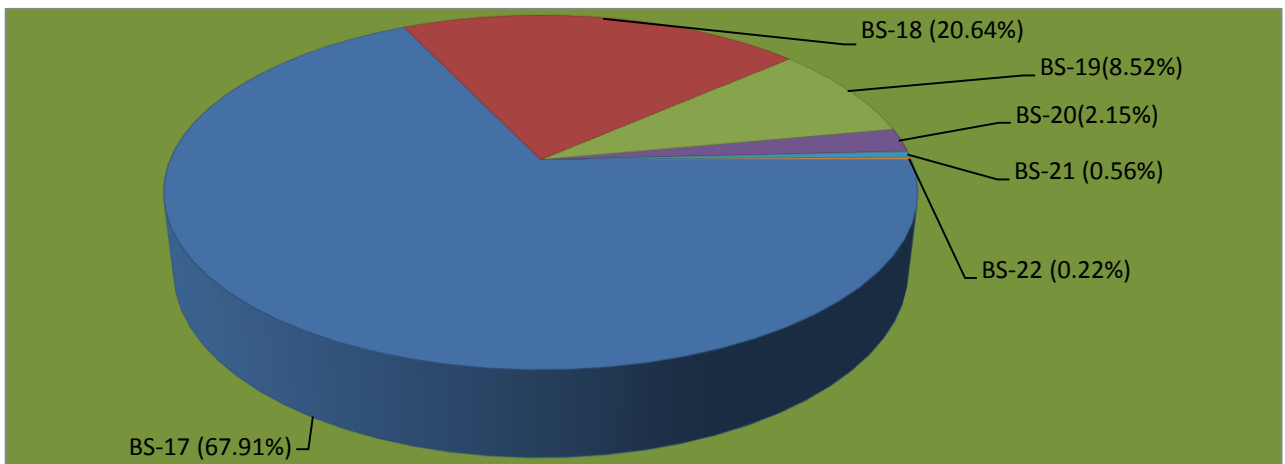
Figure-18: Distribution of Female Employees in Divisions.



### **II. Basic Scale Wise Distribution of Female Employees**

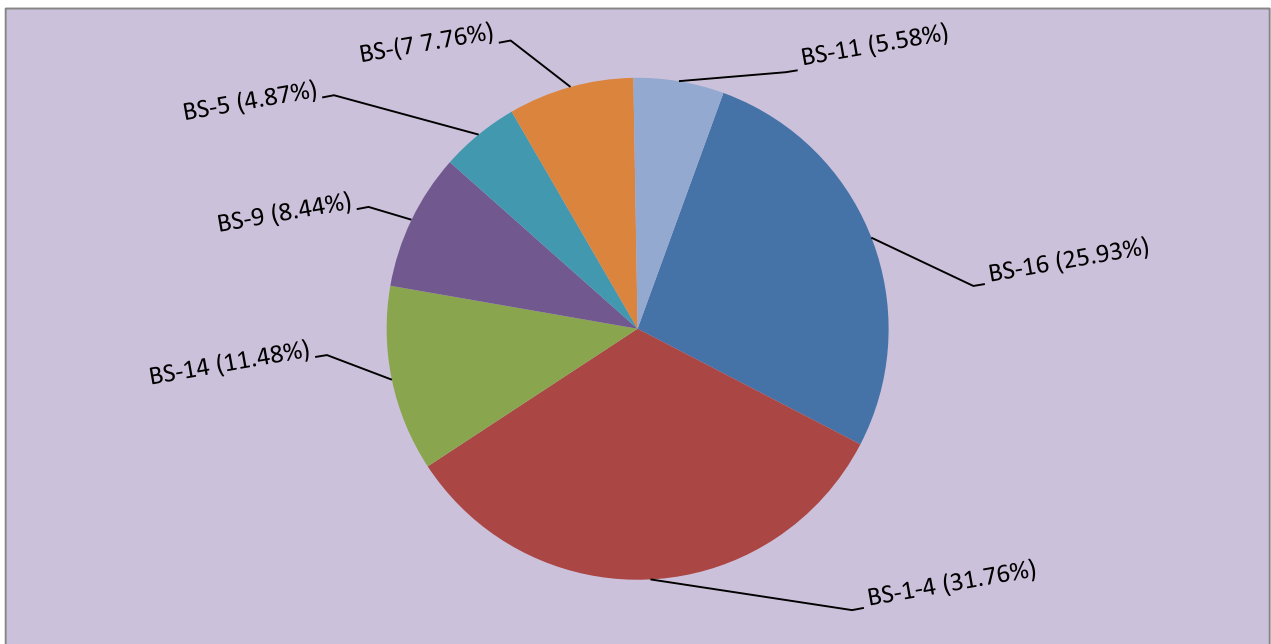
37. Basic scale wise analysis of actual strength of 27,865 female employees shows that share of BS 17-22 is 21.66% and share of BS 1-16 is 78.34%. Out of 6,036 female employees in BS 17 to 22, 67.91% are in BS-17, 20.64% in BS-18, 8.52% in BS-19, 2.15% in BS-20, 0.56% in BS-21 and 0.22% in BS-22 working in Federal Government. Figure-19 shows these shares.

Figure-19: Distribution of Female Employees in BS 17-22.



38. Among 21,829 female employees working in BS 1-16, there are 25.93% in BS-16, 11.48% in BS-14, 8.44% in BS-9, 7.76% in BS-7, 5.58% in BS-11, 4.87% in BS-5 and 31.76% are in BS 1-4 while others have minor share. Figure-20 depicts these shares.

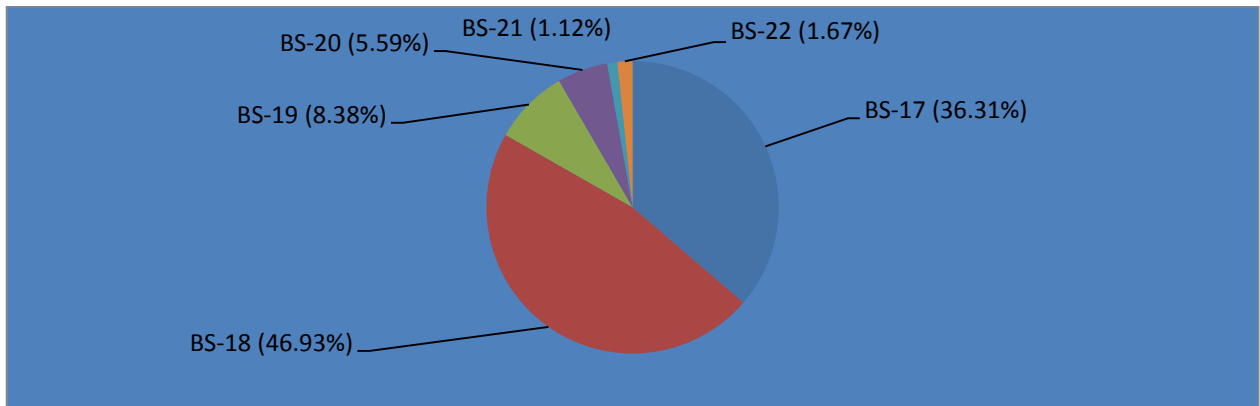
Figure-20: Distribution of Female Employees in BS 1-16.



### III. Distribution of Female Employees in Federal Secretariat

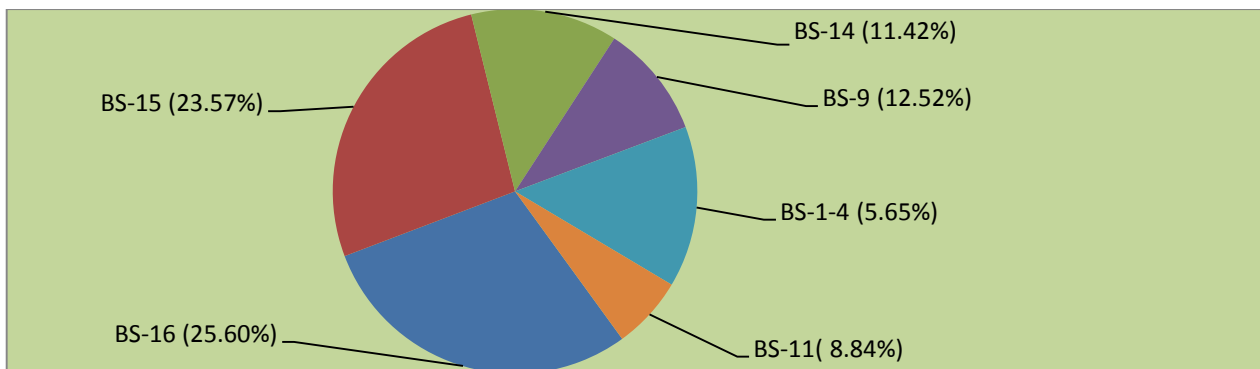
39. In Federal Secretariat total working strength of female employees is 901 out of which 39.73% are in BS 17 to 22 while 60.27% are in BS 1 to 16 showing biggest portion is working in BS 1 to 16. Out of total 358 female officers working in Federal Secretariat, 36.31% are in BS-17, 46.93% in BS-18, 8.38% in BS-19, 5.59% in BS-20, 1.12% in BS-21 and 1.67% are working in BS-22. Pie chart in Figure-21 shows these shares for each scale.

Figure-21: Female Employees in Federal Secretariat in BS 17-22.



40. Female employees in BS 1 to 16 working in Federal Secretariat are 543, out of that 25.60% in BS-16, 23.57% in BS-15, 12.52% in BS-9, 11.42% in BS-14, 8.84% in BS-11 and 15.65% in BS 1 to 4 are working in the Federal Secretariat. The Pie chart shows these shares in Figure-22.

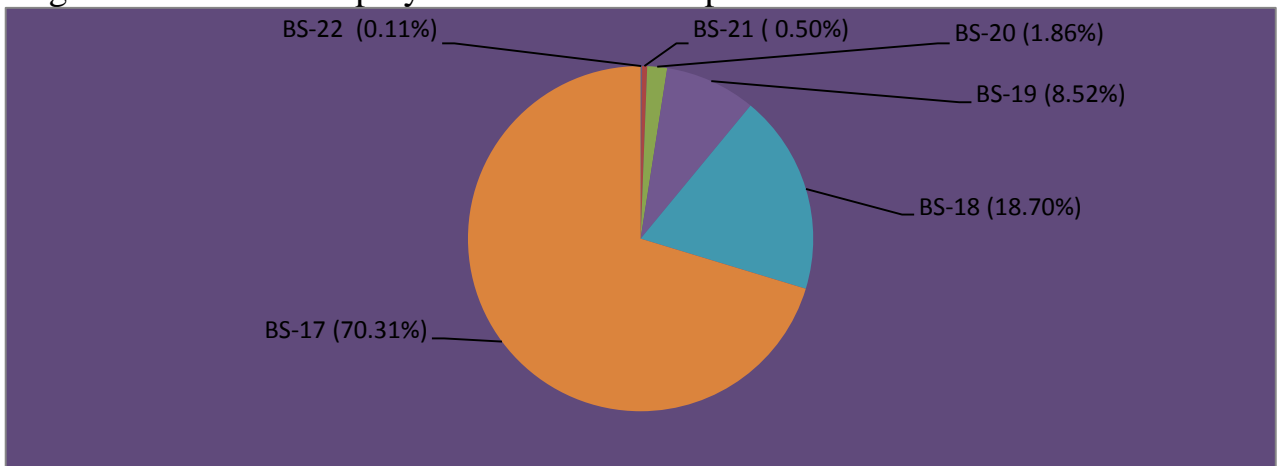
Figure-22: Female Employees in Federal Secretariat in BS 1-16.



#### IV. Female Employees in Attached Departments

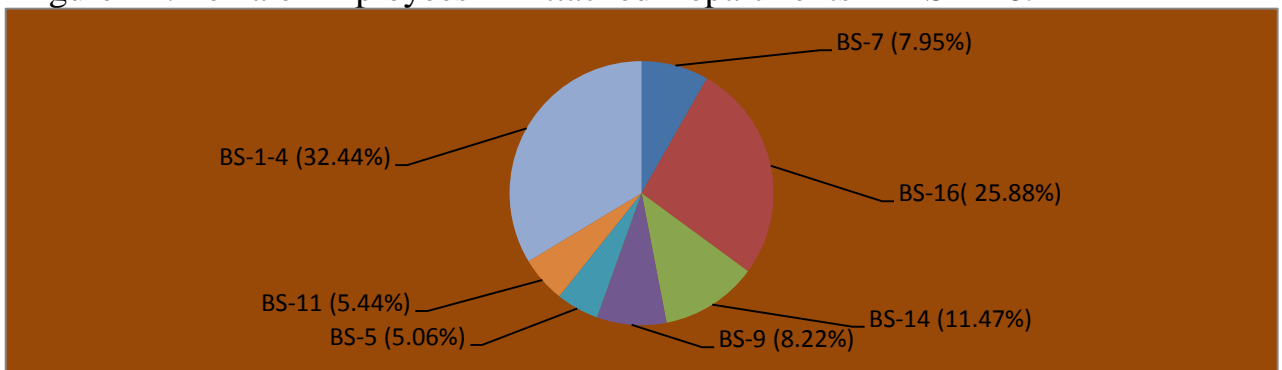
41. Total 26,517 females are working in attached departments and subordinate offices, out of that 5,530 (20.85%) are working in BS 17 to 22. Out of these 5,530 females, 70.31% are in B-17, 18.70% in BS-18, 8.52% in BS-19, 1.86% in BS-20, 0.50.% are working in BS-21 and 0.11% in BS-22 respectively. These shares are shown in Figure-23.

Figure-23: Female Employees in Attached Departments in BS 17-22.



42. Out of 20,987 females in BS 1 to 16 working in attached departments and subordinate offices, there are 25.88% in BS-16, 11.47% in BS-14, 8.22% in BS-9, 7.95% in BS-7, 5.44% in BS-11, 5.06% in BS-5 and 32.44% are in BS 1 to 4, while other scales have minor share individually. Figure-24 shows these shares of female employees.

Figure-24: Female Employees in Attached Departments in BS 1-16.



## **SECTION-E: EMPLOYEES OF CONSTITUTIONAL BODIES**

43. Section-E is specified for analysis of Federal Government employees working in 11 Constitutional Bodies of Federal Government. The analysis uncovers basic scale wise employees and female employees working in the Constitutional Bodies.

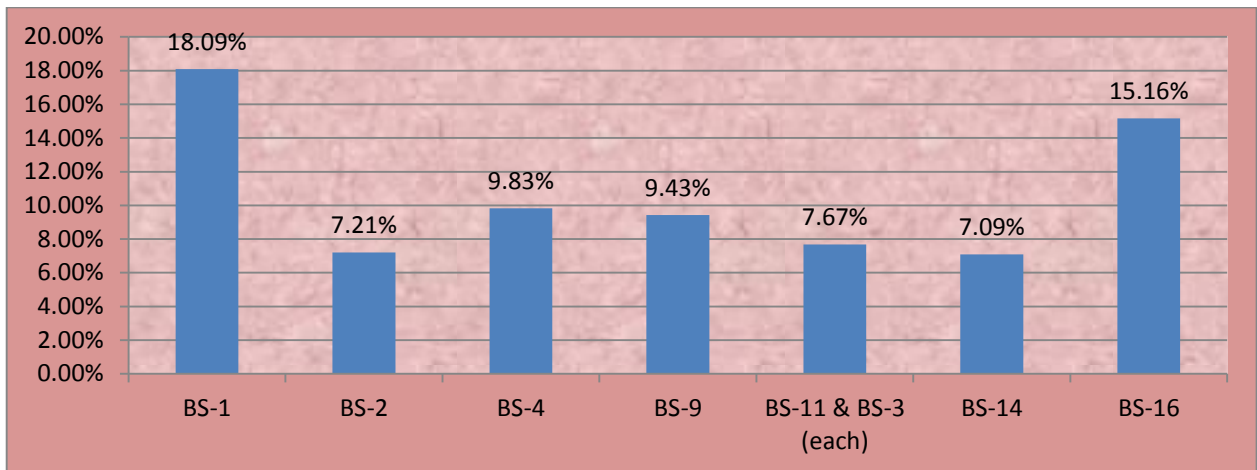
### **I. Overall Position of Employees in Constitutional Bodies**

44. There are total 9,465 employees working in Constitutional Bodies, having shares of President's Secretariat (Public) (278) with 2.94%, President's Secretariat (Personal) (497) 5.25%, Prime Minister's Office (Public) (516) 5.45%, Prime Minister's Office (Internal) (484) 5.11%, National Assembly Secretariat (1002) 10.59%, Senate Secretariat (1027) 10.85%, Election Commission of Pakistan (2363) 24.96%, Wafaqi Mohtasib (Ombudsman)'s Secretariat (565) 5.97%, Supreme Court of Pakistan (648) 6.85%, Federal Tax Ombudsman Secretariat (176) 1.86% and National Accountability Bureau (1909) 20.17% respectively.

### **II. Basic Scale Wise Distribution of Employees Working in Constitutional Bodies**

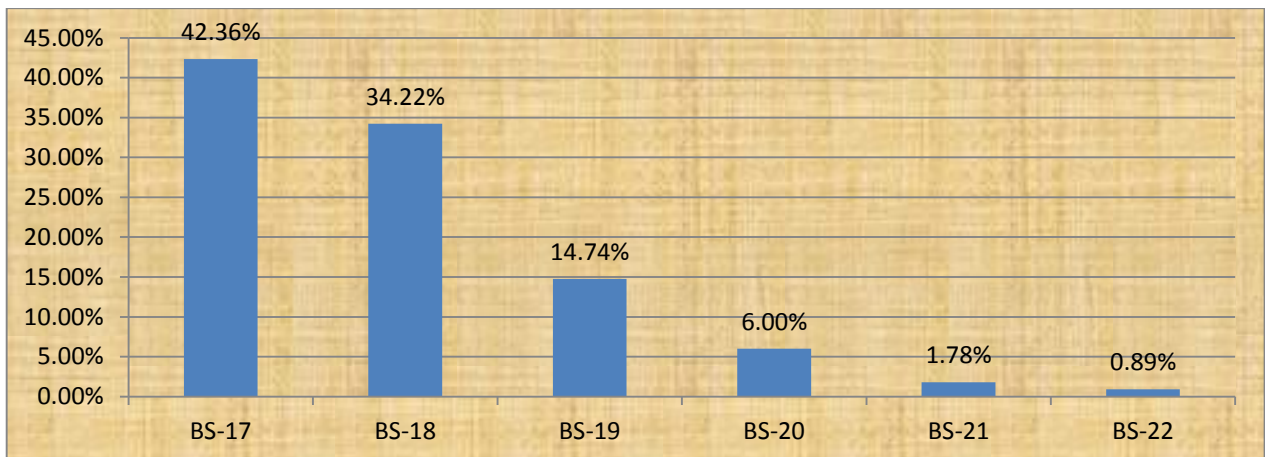
45. The analysis of employees in BS 1-16 working in Constitutional Bodies shows that BS-1 has 18.09% share in actual strength of 7,782, BS-16 has 15.16%, BS-4 has 9.83%, BS-9 has 9.43%, BS-11 & BS-3 has 7.67% each, BS-2 has 7.21% and BS-14 has 7.09% share while other scales have less than 4% percent share. Figure-25 reveals percent distribution of these employees.

Figure-25: Employees Working in Constitutional Bodies in BS 1-16.



46. In respect of the actual strength of 1,683 officers working in BS 17-22, share of BS-17 is 42.36% while share of each, BS-18, BS-19, BS-20, BS-21 and BS-22 is 34.22%, 14.74%, 6.00%, 1.78%, and 0.89% respectively. Figure-26 shows actual position of employees working in Constitutional Bodies in BS 17-22.

Figure-26: Employees Working in Constitutional Bodies in BS 17-22.



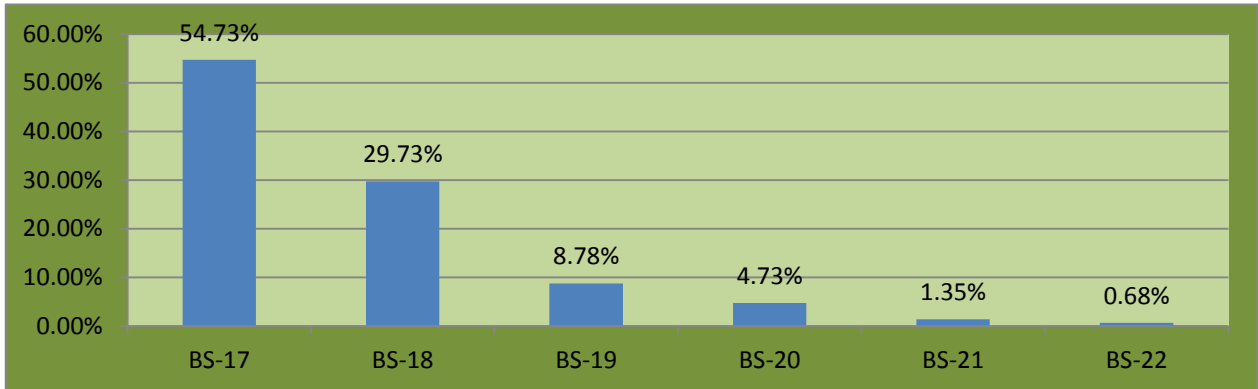
### III. Distribution of Female Employees in Constitutional Bodies

47. In Constitutional Bodies total working strength of female employees is 447 out of which 33.11% are in BS 17 to 22 while 66.89% are in BS 1 to 16 showing biggest portion is working in BS 1 to 16. Out of total female officers working in



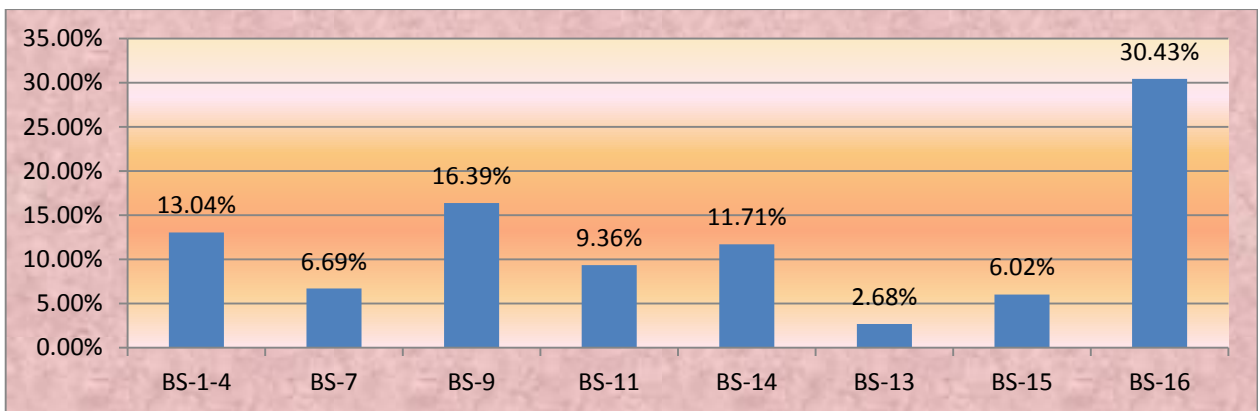
Constitutional Bodies, 54.73% are in BS-17, 29.73% in BS-18, 8.78% in BS-19, 4.73% in BS-20, 1.35% in BS-21 and 0.68% are working in BS-22. Pie chart in Figure-27 shows these shares for each scale.

Figure-27: Female Employees in Constitutional Bodies in BS 17-22.



48. Female employees in BS 1 to 16 working in Constitutional Bodies are 299, out of that 30.43% in BS-16, 16.39% in BS-9, 11.71% in BS-14, 9.36% in BS-11, 6.69% in BS-7, 2.68% in BS-13 and 13.04% in BS 1 to 4 are working in the Constitutional Bodies. The Pie chart shows these shares in Figure-28.

Figure-28: Female Employees of Constitutional Bodies in BS 1-16.



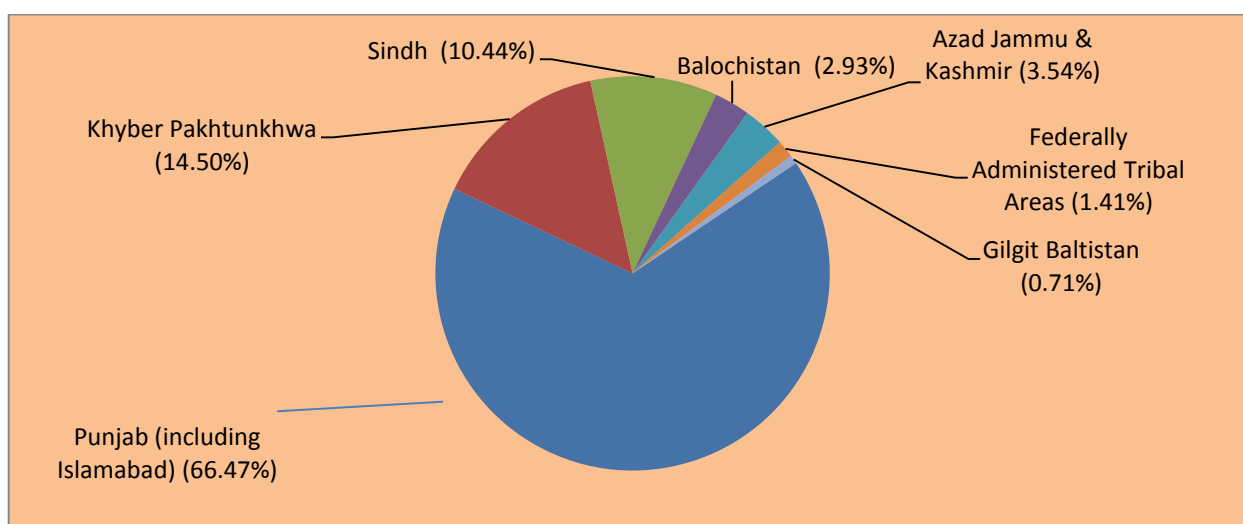
## **SECTION-F: DOMICILE WISE EMPLOYEES IN DIFFERENT OFFICES**

49. This section provides domicile wise analysis of total as well as female Federal Government employees working in main secretariat, attached departments and subordinate offices.

## I. Domicile Wise Federal Government Employees in Main Secretariat

50. Among 13,347 Federal Government employees working in BS 1-22 in the Federal Secretariat, having Punjab domicile are 66.47% (including 12.12% Islamabad) ranked first while second largest share goes to Khyber Pakhtunkhwa with 14.50%. The third, fourth and fifth positions go to Sindh with 10.44% (6.34% for Sindh Rural and 4.10% Sindh Urban), Azad Jammu & Kashmir 3.54%, Balochistan 2.93%, while Federally Administered Tribal Areas with 1.41% and Gilgit Baltistan with 0.71% stand at sixth and seventh positions respectively. Figure-29 indicates domicile wise positions of Federal Government employees in main secretariat.

Figure-29: Domicile Wise Employees in Main Secretariat.

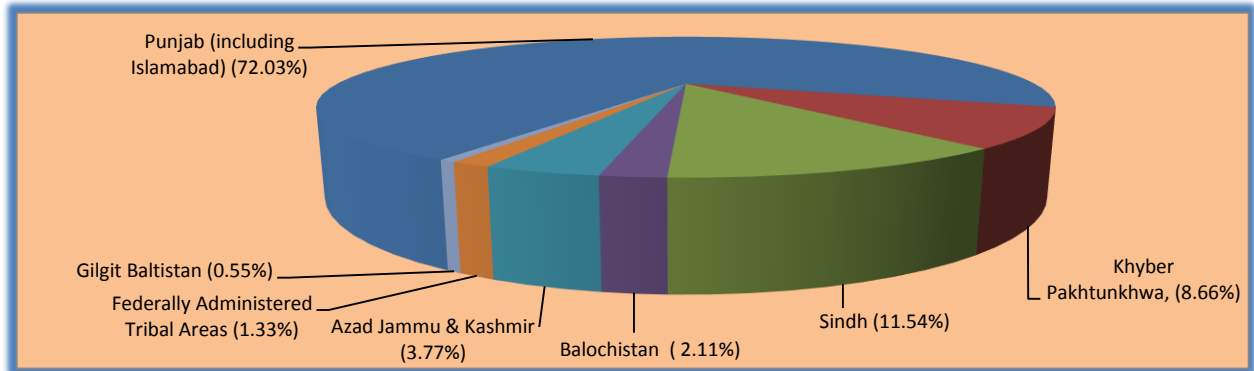


## II. Domicile Wise Female Employees in Main Secretariat

51. Among 901 female employees working in main secretariat, the Punjab province with 72.03% (including 8.99% Islamabad) has largest share while Sindh province has second position with 11.54% (4.99% for Sindh Rural and 6.55% for Sindh Urban), Khyber Pakhtunkhwa with 8.66% stands at third position, Azad Jammu & Kashmir and Balochistan with 3.77% and 2.11% at fourth and fifth,

Federally Administered Tribal Areas with 1.33% at sixth and Gilgit Baltistan with 0.55% is at the bottom of share. The actual domicile wise position of female employees in main secretariat is given at Figure-30.

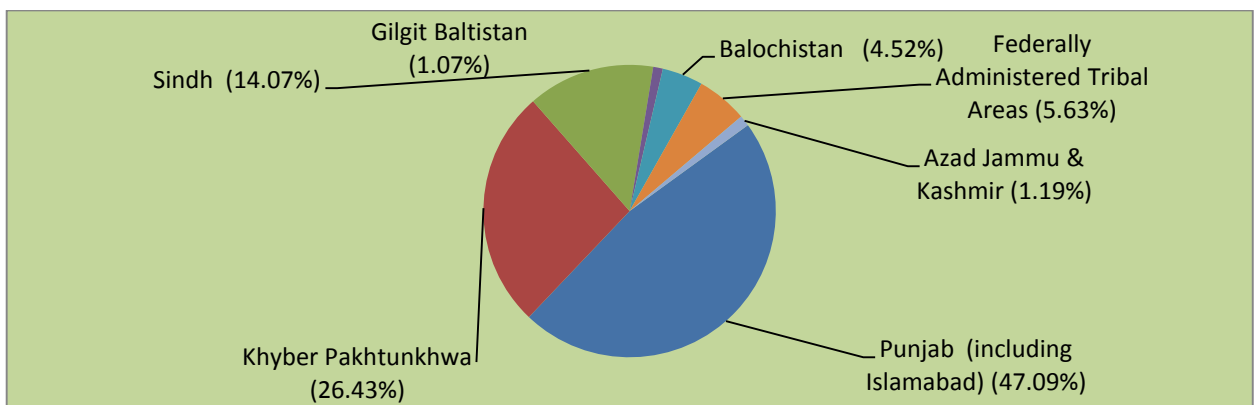
Figure-30: Domicile Wise Female Employees in Main Secretariat



### III. Domicile Wise Employees Working in Attached Departments

52. Among 558,943 Federal Government employees working in attached departments and subordinate offices, Punjab with 47.09% (including 2.04% Islamabad), Khyber Pakhtunkhwa with 26.43%, Sindh with 14.07%, Federally Administered Tribal Areas with 5.63%, Balochistan with 4.52%, Azad Jammu & Kashmir with 1.19% and Gilgit Baltistan with 1.07% stand at their respective positions. Domicile wise position of Federal Government employees working in attached departments and subordinate offices is reflected at Figure-31.

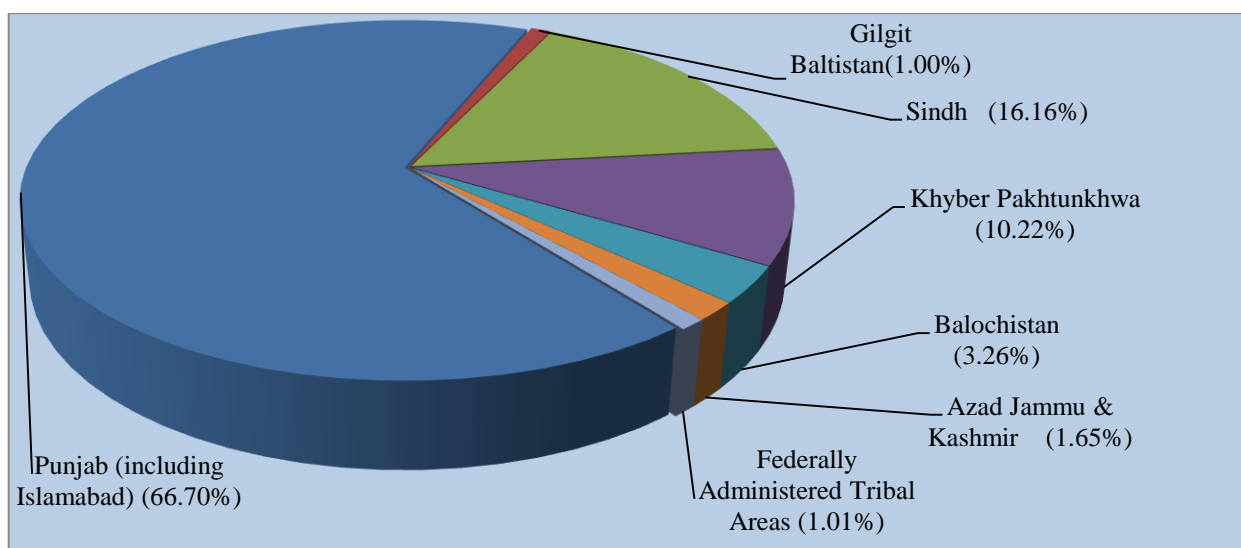
Figure-31: Domicile Wise Employees in Attached Departments.



#### IV Domicile Wise Female Employees Working in Attached Departments and Subordinate Offices

53. Among 26,517 female employees working in attached departments and subordinate offices, the largest share of 66.70% goes to the Punjab (including 9.51% Islamabad), while Sindh with 16.16%, Khyber Pakhtunkhwa with 10.22%, Balochistan 3.26%, Azad Jammu & Kashmir 1.65%, Federally Administered Tribal Areas 1.01% and Gilgit Baltistan with 1.00% shares respectively. Figure-32 shows domicile wise position of female employees working in attached departments and subordinate offices.

Figure-32: Domicile Wise Female Employees in Attached Departments.



#### SECTION-G: ANALYSIS OF OCCUPATIONAL GROUPS

54. This section reveals analysis of overall occupational groups and females working in occupational groups and services. These groups also include economist group as well. Employees of these groups are recruited in BS-17 through competitive examination conducted by Federal Public Service Commission (FPSC) and then are promoted upto BS-22 as compared to ex-cadre posts which are recruited directly through FPSC in BS-17 and to a certain percentage in BS-18 to onward.

## I. Position of Occupational Groups

55. There are 6,395 employees working in 14 occupational groups in Federal Government of Pakistan. Out of total 26,917 employees in BS 17-22, Inland Revenue Service remained predominant with a strength of 1065 having a share of 16.65% of the total number of employees in occupational groups. This is followed by Pakistan Administrative Service (937) with 14.65%, Police Service of Pakistan (854) with 13.35%, Pakistan Audit & Accounts Service (646) with 10.10%, Office Management (523) with 8.18%, Secretariat (475) with 7.43%, Pakistan Customs Service (465) with 7.27%, Foreign Service of Pakistan (455) with 7.11%, Information (238) with 3.72%, Commerce & Trade (203) with 3.17%, Postal (187) with 2.92%, Economists (155) with 2.42%, Railways (Commercial & Transportation) (105) with 1.64 %, Military Lands & Cantonments (87) with 1.36% shares respectively. However, 6395 cadre employees have 23.76% share and ex-cadre employees have 76.24% share in all the employees working in BS 17 to 22. Bar chart in Figure-33 shows the distribution of cadre employees.

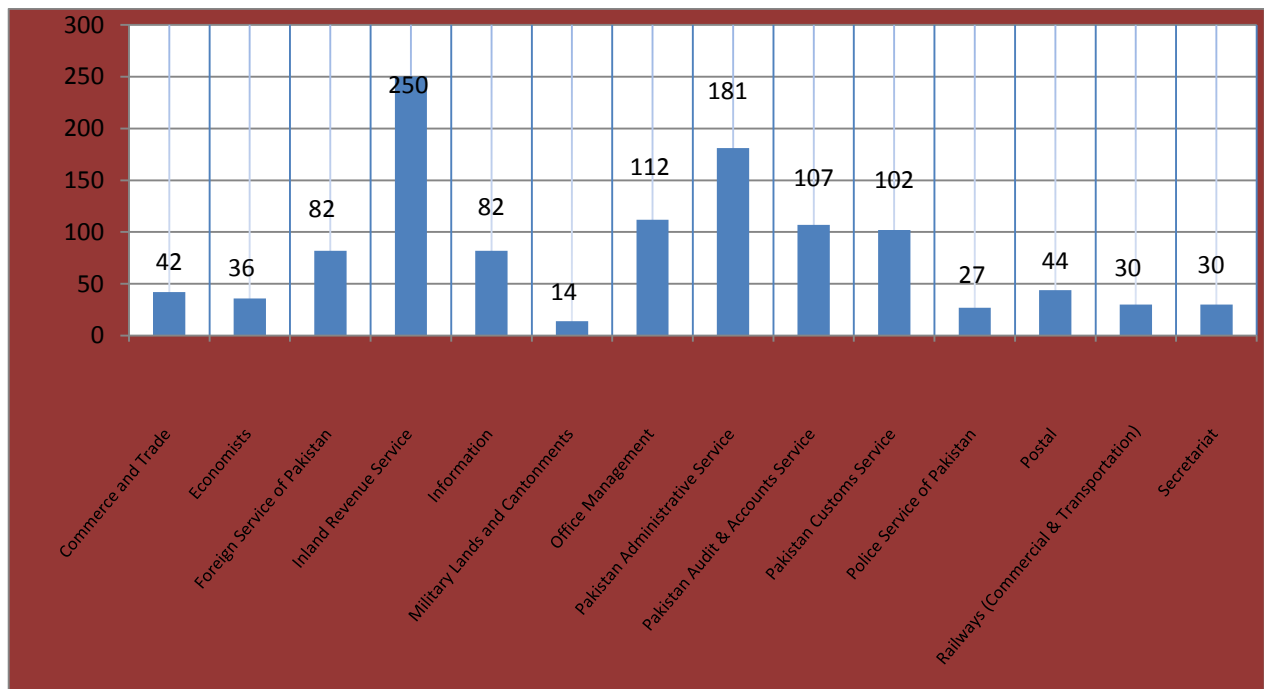
Figure-33: Position of Occupational Groups.



## II. Female Officers in Occupational Groups

56. Total 6036 female employees are working in BS 17 to 22 out of whom 1139 are in occupational groups. Out of total females working in groups, Inland Revenue Service remained predominant having (250) with 21.95% female officers working in BS 17-22, this is followed by Pakistan Administrative Service (181) with 15.89%, Office Management (112) with 9.83%, Pakistan Audit & Accounts Service (107) with 9.39%, Pakistan Customs Service (102) with 8.96%, Foreign Service of Pakistan and Information have (82) with 7.20% each, Postal (44) with 3.86%, Commerce & Trade (42) with 3.69%, Economists (36) with 3.16%, Secretariat and Railways (Commercial & Transportation) (30) with 2.63% each, Police Service of Pakistan (27) with 2.37% and Military Lands & Cantonments (14) with 1.23%. However, 1139 cadre female employees have 18.87% share in total female employees while 4897 ex-cadre female employees are 81.13% of total female employees in BS 17 to 22 in Federal Government of Pakistan. Figure-34 shows the position of female officers in occupational groups.

Figure-34: Female Officers in Occupational Groups.

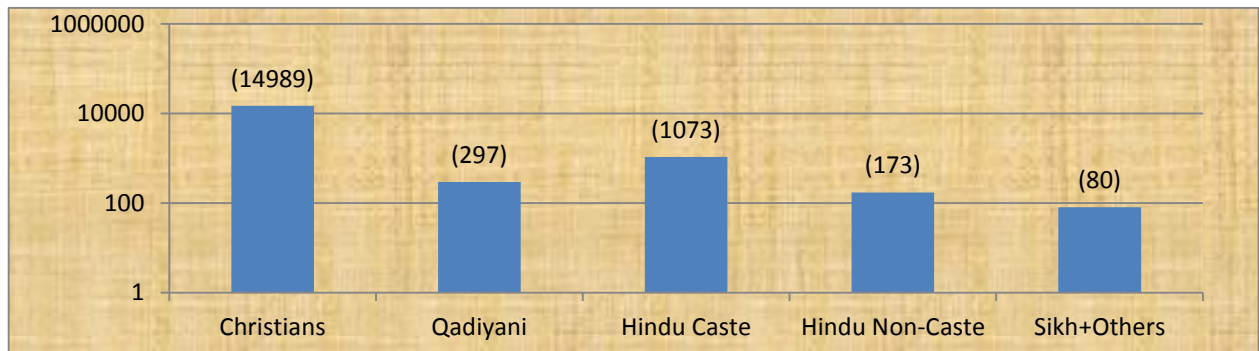


## SECTION-H: ANALYSIS OF NON-MUSLIM EMPLOYEES AND MANAGEMENT POSITION SCALES

### I. Non-Muslim Employees

57. Out of total strength of 16,612 Federal Government non-muslim employees, a sizable number of 14989 (90.23%) are Christians, whereas 297(1.79%) are Qadiyani, 1073 (6.46%) are Hindus (caste), 173 (1.04%) are Hindus (non-caste), 18 (0.11%) are Sikhs and 62 (0.37%) belong to the other non-muslim religions. Bar chart in Figure-35 shows the actual number of non-muslim employees.

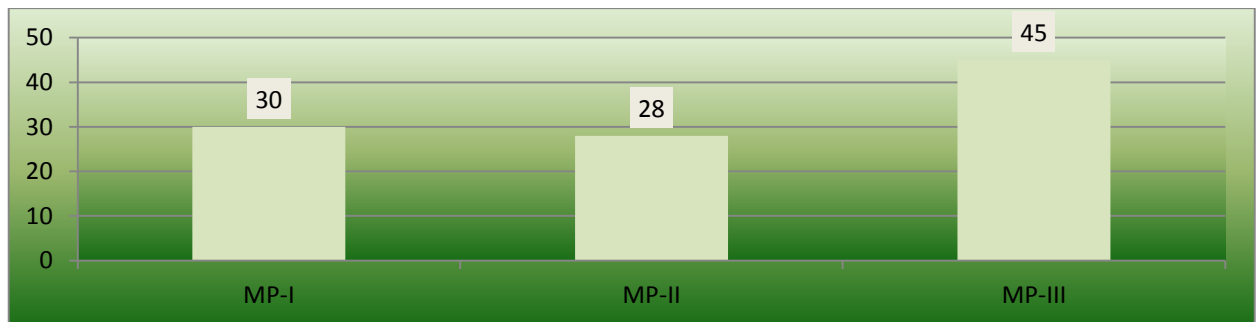
Figure- 35: Actual Number of Non-Muslim Employees.



### II. Management Position Scales

58. The data about Management Position (MP) scales reveal that there are total 103 sanctioned posts in the Federal Government Offices. Out of 103 posts 30 are in MP-I, 28 in MP-II and 45 in MP-III. These numbers are highlighted in Figure -36 as :

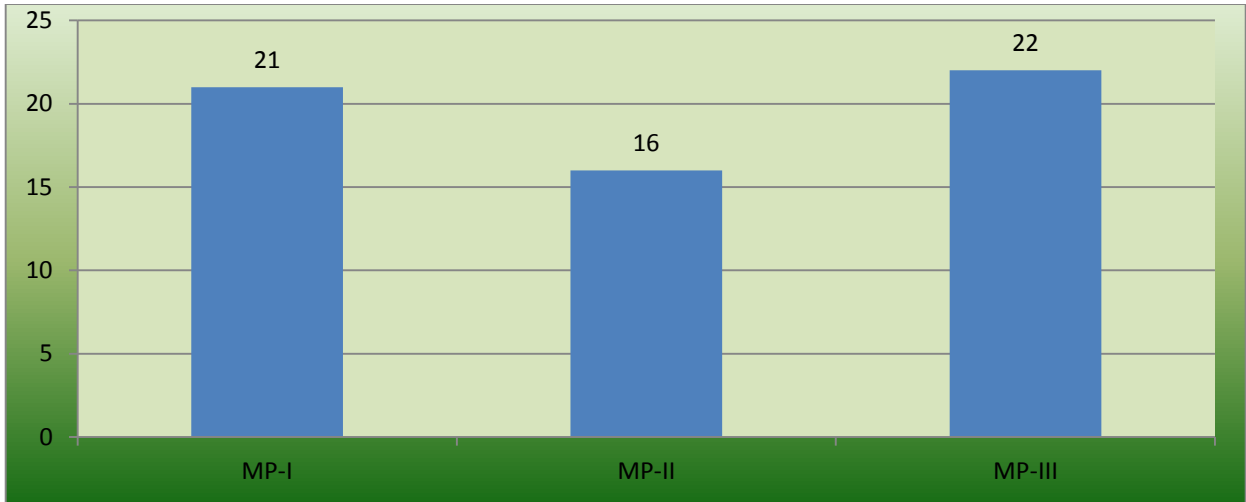
Figure- 36: Sanctioned Strength in Management Position Scales



### III. Working Officers in Management Position Scales

59. The data about Management Position (MP) scales reveal that there are total 59 officers working in the Federal Government Offices. Out of 59 officers, 21 are working in MP-I, 16 in MP-II and 22 in MP-III. These numbers are highlighted in Figure -37 as :

Figure- 37: Officers Working in Management Positon Scales







# **STATISTICAL TABLES**



**TABLE-1**  
**SANCTIONED AND ACTUAL STRENGTH OF EMPLOYEES BY BASIC SCALE AND DOMICILE**

BASIC SCALE	SANCTIONED POSTS	ACTUAL FILLED POSTS	DOMICILE									
			ISLAMABAD	PUNJAB	SINDH			KP	BALOCHISTAN	AJ&K	GB	FATA
					TOTAL	RURAL	URBAN					
22	122	106	1	76	9	4	5	13	2	3	1	1
21	566	415	1	228	94	36	58	67	16	2	1	6
20	1477	1184	28	685	197	113	84	155	50	22	11	36
19	3906	3006	86	1690	474	280	194	489	90	65	21	91
18	9497	7406	162	4188	1214	621	593	1126	342	146	75	153
17	21091	14800	524	8523	2287	1249	1038	2232	610	269	169	186
<b>Sub-Total</b>	<b>36659</b>	<b>26917</b>	<b>802</b>	<b>15390</b>	<b>4275</b>	<b>2303</b>	<b>1972</b>	<b>4082</b>	<b>1110</b>	<b>507</b>	<b>278</b>	<b>473</b>
16	45023	34263	974	19206	6254	2975	3279	5241	1310	522	254	502
15	5741	4322	152	2313	706	304	402	773	166	85	33	94
14	25808	20249	527	10748	3963	1819	2144	3127	889	327	207	461
13	3353	3016	9	1735	575	323	252	457	132	24	31	53
12	6634	4292	159	1805	1167	507	660	780	153	61	26	141
11	29919	24732	692	10962	5022	1984	3038	5664	906	326	218	942
10	4521	3859	38	1800	1180	264	916	700	48	49	6	38
9	48340	43210	1169	19765	7249	4496	2753	10040	1680	749	459	2099
8	17257	14373	163	5600	1259	854	405	5637	580	98	57	979
7	60761	53479	582	23531	6660	3615	3045	15303	2391	749	618	3645
6	73428	68621	252	20787	4006	2227	1779	29727	2205	193	494	10957
5	130871	123617	1733	42439	12310	7491	4819	46213	7276	1190	2421	10035
4	28165	22061	429	11870	4041	1967	2074	3735	1108	360	170	348
3	11928	11561	367	5890	1890	917	973	2523	534	208	78	71
2	49006	50202	1779	27789	8378	4320	4058	8038	2487	704	374	653
1	85820	72981	3864	41937	12587	6136	6451	9206	3414	1204	445	324
<b>Sub-Total</b>	<b>626575</b>	<b>554838</b>	<b>12889</b>	<b>248177</b>	<b>77247</b>	<b>40199</b>	<b>37048</b>	<b>147164</b>	<b>25279</b>	<b>6849</b>	<b>5891</b>	<b>31342</b>
<b>Total</b>	<b>663234</b>	<b>581755</b>	<b>13691</b>	<b>263567</b>	<b>81522</b>	<b>42502</b>	<b>39020</b>	<b>151246</b>	<b>26389</b>	<b>7356</b>	<b>6169</b>	<b>31815</b>

**TABLE-2**  
**ACTUAL STRENGTH OF FEMALE EMPLOYEES BY BASIC SCALE AND DOMICILE**

BASIC SCALE	ACTUAL FILLED POSTS	DOMICILE									
		ISLAMABAD	PUNJAB	SINDH			KP	BALOCHISTAN	AJ&K	GB	FATA
				TOTAL	RURAL	URBAN					
22	13	0	9	1	1	0	1	1	1	0	0
21	34	0	14	14	2	12	5	0	1	0	0
20	130	4	89	21	9	12	8	4	1	1	2
19	514	22	306	80	36	44	68	16	14	2	6
18	1246	53	757	188	84	104	141	45	33	13	16
17	4099	307	2405	595	273	322	498	138	79	40	37
<b>Sub-Total</b>	<b>6036</b>	<b>386</b>	<b>3580</b>	<b>899</b>	<b>405</b>	<b>494</b>	<b>721</b>	<b>204</b>	<b>129</b>	<b>56</b>	<b>61</b>
16	5661	465	3290	856	346	510	715	133	124	36	42
15	303	29	191	41	6	35	30	3	5	3	1
14	2505	218	1380	422	183	239	297	102	46	22	18
13	22	0	12	9	2	7	0	1	0	0	0
12	227	29	127	47	21	26	17	2	2	1	2
11	1217	74	638	300	98	202	113	63	13	12	4
10	32	2	23	3	1	2	2	0	1	1	0
9	1843	129	1064	381	194	187	147	36	39	25	22
8	113	5	59	39	13	26	5	1	4	0	0
7	1695	84	942	323	145	178	139	67	20	69	51
6	216	4	105	62	13	49	36	3	5	0	1
5	1062	377	400	133	33	100	97	17	29	2	7
4	294	41	87	68	32	36	4	23	7	27	37
3	285	60	128	54	23	31	19	19	3	2	0
2	2470	288	1502	360	84	276	195	70	30	13	12
1	3884	452	2466	463	170	293	294	159	22	5	23
<b>Sub-Total</b>	<b>21829</b>	<b>2257</b>	<b>12414</b>	<b>3561</b>	<b>1364</b>	<b>2197</b>	<b>2110</b>	<b>699</b>	<b>350</b>	<b>218</b>	<b>220</b>
<b>Total</b>	<b>27865</b>	<b>2643</b>	<b>15994</b>	<b>4460</b>	<b>1769</b>	<b>2691</b>	<b>2831</b>	<b>903</b>	<b>479</b>	<b>274</b>	<b>281</b>

**TABLE-3**  
**SANCTIONED AND ACTUAL STRENGTH OF EMPLOYEES IN FEDERAL SECRETARIAT BY BASIC SCALE AND DOMICILE**

BASIC SCALE	SANCTIONED POSTS	ACTUAL FILLED POSTS	DOMICILE									
			ISLAMABAD	PUNJAB	SINDH			KP	BALOCHISTAN	AJ&K	GB	FATA
					TOTAL	RURAL	URBAN					
22	62	54	0	43	6	3	3	2	1	2	0	0
21	133	99	0	58	16	2	14	19	4	1	0	1
20	390	298	7	171	41	25	16	45	12	11	5	6
19	704	567	21	326	70	45	25	94	17	21	3	15
18	1260	915	31	511	136	84	52	131	52	20	7	27
17	954	686	24	397	104	67	37	92	43	15	4	7
<b>Sub-Total</b>	<b>3503</b>	<b>2619</b>	<b>83</b>	<b>1506</b>	<b>373</b>	<b>226</b>	<b>147</b>	<b>383</b>	<b>129</b>	<b>70</b>	<b>19</b>	<b>56</b>
16	2301	1977	79	1132	290	191	99	310	55	57	19	35
15	1364	1197	39	682	165	93	72	178	48	42	10	33
14	1528	1051	60	546	173	109	64	156	63	18	11	24
13	3	2	1	1	0	0	0	0	0	0	0	0
12	75	58	8	30	7	5	2	10	0	2	1	0
11	635	518	49	284	61	36	25	87	12	17	0	8
10	5	3	0	1	1	1	0	0	0	0	1	0
9	1146	947	98	491	114	72	42	157	36	33	8	10
8	5	6	0	4	1	1	0	0	1	0	0	0
7	188	151	15	79	20	13	7	27	2	5	3	0
6	40	32	5	15	4	1	3	7	0	1	0	0
5	112	93	14	48	5	3	2	17	1	8	0	0
4	1008	880	67	475	101	56	45	149	25	44	6	13
3	250	246	31	125	7	4	3	49	7	23	3	1
2	866	738	226	343	20	5	15	91	1	50	5	2
1	3129	2829	843	1492	51	30	21	314	11	103	9	6
<b>Sub-Total</b>	<b>12655</b>	<b>10728</b>	<b>1535</b>	<b>5748</b>	<b>1020</b>	<b>620</b>	<b>400</b>	<b>1552</b>	<b>262</b>	<b>403</b>	<b>76</b>	<b>132</b>
<b>Total</b>	<b>16158</b>	<b>13347</b>	<b>1618</b>	<b>7254</b>	<b>1393</b>	<b>846</b>	<b>547</b>	<b>1935</b>	<b>391</b>	<b>473</b>	<b>95</b>	<b>188</b>

**TABLE-4**

**ACTUAL STRENGTH OF FEMALE EMPLOYEES IN FEDERAL SECRETARIAT BY BASIC SCALE AND DOMICILE**

BASIC SCALE	ACTUAL FILLED POSTS	DOMICILE									
		ISLAMABAD	PUNJAB	SINDH			KP	BALOCHISTAN	AJ&K	GB	FATA
				TOTAL	RURAL	URBAN					
22	6	0	5	1	1	0	0	0	0	0	0
21	4	0	2	0	0	0	2	0	0	0	0
20	20	1	14	4	2	2	1	0	0	0	0
19	30	0	18	6	4	2	3	0	3	0	0
18	168	5	104	22	11	11	21	6	4	0	6
17	130	11	76	18	6	12	15	4	4	0	2
<b>Sub-Total</b>	<b>358</b>	<b>17</b>	<b>219</b>	<b>51</b>	<b>24</b>	<b>27</b>	<b>42</b>	<b>10</b>	<b>11</b>	<b>0</b>	<b>8</b>
16	139	14	101	13	6	7	5	2	3	0	1
15	128	7	83	16	4	12	14	1	5	2	0
14	62	9	39	9	4	5	2	3	0	0	0
13	0	0	0	0	0	0	0	0	0	0	0
12	5	0	3	1	1	0	1	0	0	0	0
11	48	8	31	4	1	3	3	2	0	0	0
10	1	0	0	0	0	0	0	0	0	1	0
9	68	7	41	9	4	5	4	1	4	1	1
8	1	0	0	1	1	0	0	0	0	0	0
7	6	1	5	0	0	0	0	0	0	0	0
6	0	0	0	0	0	0	0	0	0	0	0
5	0	0	0	0	0	0	0	0	0	0	0
4	4	0	0	0	0	0	0	0	4	0	0
3	1	1	0	0	0	0	0	0	0	0	0
2	13	1	6	0	0	0	3	0	3	0	0
1	67	16	40	0	0	0	4	0	4	1	2
<b>Sub-Total</b>	<b>543</b>	<b>64</b>	<b>349</b>	<b>53</b>	<b>21</b>	<b>32</b>	<b>36</b>	<b>9</b>	<b>23</b>	<b>5</b>	<b>4</b>
<b>Total</b>	<b>901</b>	<b>81</b>	<b>568</b>	<b>104</b>	<b>45</b>	<b>59</b>	<b>78</b>	<b>19</b>	<b>34</b>	<b>5</b>	<b>12</b>

**TABLE-5**  
**SANCTIONED AND ACTUAL STRENGTH OF EMPLOYEES IN ATTACHED DEPARTMENTS / SUBORDINATE**  
**OFFICES BY BASIC SCALE AND DOMICILE**

BASIC SCALE	SANCTIONED POSTS	ACTUAL FILLED POSTS	DOMICILE									
			ISLAMABAD	PUNJAB	SINDH			KP	BALOCHISTAN	AJ&K	GB	FATA
					TOTAL	RURAL	URBAN					
22	44	37	1	23	2	1	1	7	1	1	1	1
21	384	286	1	149	74	33	41	43	12	1	1	5
20	939	785	20	456	141	79	62	96	31	8	5	28
19	2799	2191	56	1234	370	212	158	346	62	39	17	67
18	7573	5915	111	3396	976	478	498	902	238	116	66	110
17	19151	13401	471	7753	2057	1115	942	2025	523	243	160	169
<b>Sub-Total</b>	<b>30890</b>	<b>22615</b>	<b>660</b>	<b>13011</b>	<b>3620</b>	<b>1918</b>	<b>1702</b>	<b>3419</b>	<b>867</b>	<b>408</b>	<b>250</b>	<b>380</b>
16	41274	31106	849	17478	5747	2654	3093	4751	1159	452	230	440
15	4021	2832	96	1485	493	180	313	542	96	39	20	61
14	23583	18646	450	9933	3677	1639	2038	2888	783	297	188	430
13	3164	2842	6	1681	529	299	230	422	101	24	31	48
12	6470	4156	148	1738	1138	489	649	761	149	57	25	140
11	28634	23617	621	10402	4855	1894	2961	5469	825	299	215	931
10	4503	3845	38	1790	1178	262	916	699	48	49	5	38
9	46362	41529	1031	18933	7008	4360	2648	9750	1586	697	449	2075
8	17184	14304	157	5562	1253	849	404	5624	578	94	57	979
7	60279	53077	563	23316	6602	3577	3025	15227	2383	736	610	3640
6	73111	68323	237	20677	3948	2202	1746	29665	2171	186	487	10952
5	130463	123270	1701	42245	12286	7479	4807	46156	7262	1170	2417	10033
4	26327	20416	330	10981	3830	1852	1978	3460	1039	288	159	329
3	11062	10718	315	5551	1745	842	903	2354	462	165	70	56
2	47504	48903	1471	27174	8338	4304	4034	7826	2447	632	369	646
1	81140	68744	2709	39835	12394	6041	6353	8710	3309	1052	422	313
<b>Sub-Total</b>	<b>605081</b>	<b>536328</b>	<b>10722</b>	<b>238781</b>	<b>75021</b>	<b>38923</b>	<b>36098</b>	<b>144304</b>	<b>24398</b>	<b>6237</b>	<b>5754</b>	<b>31111</b>
<b>Total</b>	<b>635971</b>	<b>558943</b>	<b>11382</b>	<b>251792</b>	<b>78641</b>	<b>40841</b>	<b>37800</b>	<b>147723</b>	<b>25265</b>	<b>6645</b>	<b>6004</b>	<b>31491</b>



**TABLE-6**  
**ACTUAL STRENGTH OF FEMALE EMPLOYEES IN ATTACHED DEPARTMENTS / SUBORDINATE OFFICES**  
**BY BASIC SCALE AND DOMICILE**

BASIC SCALE	ACTUAL FILLED POSTS	DOMICILE									
		ISLAMABAD	PUNJAB	SINDH			KP	BALOCHISTAN	AJ&K	GB	FATA
				TOTAL	RURAL	URBAN					
22	6	0	3	0	0	0	1	1	1	0	0
21	28	0	10	14	2	12	3	0	1	0	0
20	103	3	71	15	5	10	6	4	1	1	2
19	471	22	283	72	30	42	61	14	11	2	6
18	1034	46	627	156	67	89	116	37	29	13	10
17	3888	288	2276	566	263	303	476	134	73	40	35
<b>Sub-Total</b>	<b>5530</b>	<b>359</b>	<b>3270</b>	<b>823</b>	<b>367</b>	<b>456</b>	<b>663</b>	<b>190</b>	<b>116</b>	<b>56</b>	<b>53</b>
16	5431	448	3137	825	334	491	701	125	120	35	40
15	157	21	98	22	1	21	12	2	0	1	1
14	2408	204	1324	407	176	231	293	95	46	21	18
13	14	0	7	7	2	5	0	0	0	0	0
12	217	29	120	45	19	26	16	2	2	1	2
11	1141	64	593	290	93	197	106	59	13	12	4
10	29	2	22	2	0	2	2	0	1	0	0
9	1726	114	995	369	189	180	139	34	32	23	20
8	108	5	56	38	12	26	4	1	4	0	0
7	1669	82	926	319	143	176	136	67	19	69	51
6	216	4	105	62	13	49	36	3	5	0	1
5	1062	377	400	133	33	100	97	17	29	2	7
4	289	41	87	67	31	36	4	23	3	27	37
3	283	59	127	54	23	31	19	19	3	2	0
2	2452	283	1495	360	84	276	192	70	27	13	12
1	3785	429	2403	462	170	292	290	159	17	4	21
<b>Sub-Total</b>	<b>20987</b>	<b>2162</b>	<b>11895</b>	<b>3462</b>	<b>1323</b>	<b>2139</b>	<b>2047</b>	<b>676</b>	<b>321</b>	<b>210</b>	<b>214</b>
<b>Total</b>	<b>26517</b>	<b>2521</b>	<b>15165</b>	<b>4285</b>	<b>1690</b>	<b>2595</b>	<b>2710</b>	<b>866</b>	<b>437</b>	<b>266</b>	<b>267</b>

**TABLE-7**  
**SANCTIONED AND ACTUAL STRENGTH OF EMPLOYEES OF CONSTITUTIONAL BODIES BY BASIC SCALE AND DOMICILE**

BASIC SCALE	SANCTIONED POSTS	ACTUAL FILLED POSTS	DOMICILE									
			ISLAMABAD	PUNJAB	SINDH			KP	BALOCHISTAN	AJ&K	GB	FATA
					TOTAL	RURAL	URBAN					
22	16	15	0	10	1	0	1	4	0	0	0	0
21	49	30	0	21	4	1	3	5	0	0	0	0
20	148	101	1	58	15	9	6	14	7	3	1	2
19	403	248	9	130	34	23	11	49	11	5	1	9
18	664	576	20	281	102	59	43	93	52	10	2	16
17	986	713	29	373	126	67	59	115	44	11	5	10
<b>Sub-Total</b>	<b>2266</b>	<b>1683</b>	<b>59</b>	<b>873</b>	<b>282</b>	<b>159</b>	<b>123</b>	<b>280</b>	<b>114</b>	<b>29</b>	<b>9</b>	<b>37</b>
16	1448	1180	46	596	217	130	87	180	96	13	5	27
15	356	293	17	146	48	31	17	53	22	4	3	0
14	697	552	17	269	113	71	42	83	43	12	8	7
13	186	172	2	53	46	24	22	35	31	0	0	5
12	89	78	3	37	22	13	9	9	4	2	0	1
11	650	597	22	276	106	54	52	108	69	10	3	3
10	13	11	0	9	1	1	0	1	0	0	0	0
9	832	734	40	341	127	64	63	133	58	19	2	14
8	68	63	6	34	5	4	1	13	1	4	0	0
7	294	251	4	136	38	25	13	49	6	8	5	5
6	277	266	10	95	54	24	30	55	34	6	7	5
5	296	254	18	146	19	9	10	40	13	12	4	2
4	830	765	32	414	110	59	51	126	44	28	5	6
3	616	597	21	214	138	71	67	120	65	20	5	14
2	636	561	82	272	20	11	9	121	39	22	0	5
1	1551	1408	312	610	142	65	77	182	94	49	14	5
<b>Sub-Total</b>	<b>8839</b>	<b>7782</b>	<b>632</b>	<b>3648</b>	<b>1206</b>	<b>656</b>	<b>550</b>	<b>1308</b>	<b>619</b>	<b>209</b>	<b>61</b>	<b>99</b>
<b>Total</b>	<b>11105</b>	<b>9465</b>	<b>691</b>	<b>4521</b>	<b>1488</b>	<b>815</b>	<b>673</b>	<b>1588</b>	<b>733</b>	<b>238</b>	<b>70</b>	<b>136</b>

**TABLE-8**  
**ACTUAL STRENGTH OF FEMALE EMPLOYEES OF CONSTITUTIONAL BODIES**  
**BY BASIC SCALE AND DOMICILE**

BASIC SCALE	ACTUAL FILLED POSTS	DOMICILE										
		ISLAMABAD	PUNJAB	SINDH			KP	BALOCHISTAN	AJ&K	GB	FATA	
				TOTAL	RURAL	URBAN						
22	1	0	1	0	0	0	0	0	0	0	0	0
21	2	0	2	0	0	0	0	0	0	0	0	0
20	7	0	4	2	2	0	1	0	0	0	0	0
19	13	0	5	2	2	0	4	2	0	0	0	0
18	44	2	26	10	6	4	4	2	0	0	0	0
17	81	8	53	11	4	7	7	0	2	0	0	0
<b>Sub-Total</b>	<b>148</b>	<b>10</b>	<b>91</b>	<b>25</b>	<b>14</b>	<b>11</b>	<b>16</b>	<b>4</b>	<b>2</b>	<b>0</b>	<b>0</b>	<b>0</b>
16	91	3	52	18	6	12	9	6	1	1	1	1
15	18	1	10	3	1	2	4	0	0	0	0	0
14	35	5	17	6	3	3	2	4	0	1	0	0
13	8	0	5	2	0	2	0	1	0	0	0	0
12	5	0	4	1	1	0	0	0	0	0	0	0
11	28	2	14	6	4	2	4	2	0	0	0	0
10	2	0	1	1	1	0	0	0	0	0	0	0
9	49	8	28	3	1	2	4	1	3	1	1	1
8	4	0	3	0	0	0	1	0	0	0	0	0
7	20	1	11	4	2	2	3	0	1	0	0	0
6	0	0	0	0	0	0	0	0	0	0	0	0
5	0	0	0	0	0	0	0	0	0	0	0	0
4	1	0	0	1	1	0	0	0	0	0	0	0
3	1	0	1	0	0	0	0	0	0	0	0	0
2	5	4	1	0	0	0	0	0	0	0	0	0
1	32	7	23	1	0	1	0	0	1	0	0	0
<b>Sub-Total</b>	<b>299</b>	<b>31</b>	<b>170</b>	<b>46</b>	<b>20</b>	<b>26</b>	<b>27</b>	<b>14</b>	<b>6</b>	<b>3</b>	<b>2</b>	<b>2</b>
<b>Total</b>	<b>447</b>	<b>41</b>	<b>261</b>	<b>71</b>	<b>34</b>	<b>37</b>	<b>43</b>	<b>18</b>	<b>8</b>	<b>3</b>	<b>2</b>	<b>2</b>

**TABLE-9**  
**EMPLOYEES BY BASIC SCALE AND OCCUPATIONAL / FUNCTIONAL GROUP**

S.No.	OCCUPATIONAL / FUNCTIONAL GROUP	BASIC SCALE						
		17	18	19	20	21	22	Total
1	Commerce and Trade	18	105	47	25	7	1	<b>203</b>
2	Economists	41	73	22	13	5	1	<b>155</b>
3	Foreign Service of Pakistan	83	152	105	85	23	7	<b>455</b>
4	Inland Revenue Service	342	226	265	185	41	6	<b>1065</b>
5	Information	95	75	46	17	5	0	<b>238</b>
6	Military Lands and Cantonments	13	39	19	13	2	1	<b>87</b>
7	Office Management	287	236	0	0	0	0	<b>523</b>
8	Pakistan Administrative Service	279	278	115	159	80	26	<b>937</b>
9	Pakistan Audit & Accounts Service	105	246	145	122	24	4	<b>646</b>
10	Pakistan Customs Service	104	114	158	70	18	1	<b>465</b>
11	Police Service of Pakistan	151	340	187	128	38	10	<b>854</b>
12	Postal	96	37	31	15	7	1	<b>187</b>
13	Railways (Commercial & Transportation)	36	35	17	11	4	2	<b>105</b>
14	Secretariat	0	0	330	95	38	12	<b>475</b>
	<b>Total</b>	<b>1650</b>	<b>1956</b>	<b>1487</b>	<b>938</b>	<b>292</b>	<b>72</b>	<b>6395</b>

**TABLE-10**  
**EMPLOYEES BY OCCUPATIONAL / FUNCTIONAL GROUP AND PROVINCE OF DOMICILE**

S.No.	OCCUPATIONAL / FUNCTIONAL GROUP	PROVINCE OF DOMICILE										
		ISLAMABAD	PUNJAB	SINDH			KP	BALOCHISTAN	AJ&K	GB	FATA	TOTAL
				TOTAL	RURAL	URBAN						
1	Commerce and Trade	0	118	37	22	15	29	9	3	0	7	203
2	Economists	0	86	30	17	13	20	8	4	2	5	155
3	Foreign Service of Pakistan	5	248	89	48	41	57	23	11	5	17	455
4	Inland Revenue Service	20	563	234	128	106	141	46	16	0	45	1065
5	Information	0	141	40	22	18	33	10	3	0	11	238
6	Military Lands and Cantonments	0	58	10	7	3	11	3	2	0	3	87
7	Office Management	23	293	68	47	21	76	29	20	1	13	523
8	Pakistan Administrative Service	13	511	179	95	84	124	54	20	4	32	937
9	Pakistan Audit & Accounts Service	0	376	116	63	53	85	29	13	6	21	646
10	Pakistan Customs Service	4	256	90	51	39	60	26	7	0	22	465
11	Police Service of Pakistan	0	432	178	92	86	143	69	10	4	18	854
12	Postal	7	82	40	18	22	35	11	6	1	5	187
13	Railways (Commercial & Transportation)	0	59	21	12	9	13	5	2	0	5	105
14	Secretariat	38	268	53	34	19	74	15	13	1	13	475
	<b>Total</b>	<b>110</b>	<b>3491</b>	<b>1185</b>	<b>656</b>	<b>529</b>	<b>901</b>	<b>337</b>	<b>130</b>	<b>24</b>	<b>217</b>	<b>6395</b>

TABLE-11								
FEMALE EMPLOYEES BY BASIC SCALE AND OCCUPATIONAL / FUNCTIONAL GROUP								
S.No.	OCCUPATIONAL / FUNCTIONAL GROUP	BASIC SCALE						
		17	18	19	20	21	22	Total
1	Commerce and Trade	6	27	4	5	0	0	42
2	Economists	17	18	1	0	0	0	36
3	Foreign Service of Pakistan	24	37	10	8	1	2	82
4	Inland Revenue Service	97	64	49	27	9	4	250
5	Information	31	28	16	6	1	0	82
6	Military Lands and Cantonments	2	9	0	3	0	0	14
7	Office Management	85	27	0	0	0	0	112
8	Pakistan Administrative Service	92	64	11	8	5	1	181
9	Pakistan Audit & Accounts Service	35	41	19	10	2	0	107
10	Pakistan Customs Service	30	26	32	11	2	1	102
11	Police Service of Pakistan	17	9	0	1	0	0	27
12	Postal	37	3	1	2	0	1	44
13	Railways (Commercial & Transportation)	19	6	4	1	0	0	30
14	Secretariat	0	0	20	9	1	0	30
	<b>Total</b>	<b>492</b>	<b>359</b>	<b>167</b>	<b>91</b>	<b>21</b>	<b>9</b>	<b>1139</b>

**TABLE-12**  
**FEMALE EMPLOYEES BY OCCUPATIONAL / FUNCTIONAL GROUP AND PROVINCE OF DOMICILE**

S.No.	OCCUPATIONAL / FUNCTIONAL GROUP	PROVINCE OF DOMICILE										TOTAL
		ISLAMABAD	PUNJAB	SINDH			KP	BALOCHISTAN	AJ&K	GB	FATA	
				TOTAL	RURAL	URBAN						
1	Commerce and Trade	0	28	8	2	6	5	1	0	0	0	42
2	Economists	0	29	3	1	2	2	2	0	0	0	36
3	Foreign Service of Pakistan	1	48	15	7	8	12	4	0	0	2	82
4	Inland Revenue Service	11	155	36	8	28	28	9	8	0	3	250
5	Information	0	62	10	2	8	7	0	1	0	2	82
6	Military Lands and Cantonments	0	8	2	1	1	3	1	0	0	0	14
7	Office Management	4	78	9	3	6	12	4	4	0	1	112
8	Pakistan Administrative Service	7	116	24	5	19	17	7	5	1	4	181
9	Pakistan Audit & Accounts Service	0	73	17	6	11	10	1	4	2	0	107
10	Pakistan Customs Service	1	71	8	3	5	11	6	4	0	1	102
11	Police Service of Pakistan	0	17	5	3	2	3	2	0	0	0	27
12	Postal	4	26	3	1	2	9	0	2	0	0	44
13	Railways (Commercial & Transportation)	0	22	4	0	4	3	0	1	0	0	30
14	Secretariat	6	12	4	1	3	5	2	1	0	0	30
	<b>Total</b>	<b>34</b>	<b>745</b>	<b>148</b>	<b>43</b>	<b>105</b>	<b>127</b>	<b>39</b>	<b>30</b>	<b>3</b>	<b>13</b>	<b>1139</b>

TABLE-13

## DIVISION WISE RATIO OF OFFICIALS TO OFFICERS FOR SANCTIONED AND ACTUAL WORKING STRENGTH

SR.NO.	DIVISION	SANCTIONED			ACTUAL		
		OFFICERS IN BS 17-22 OR EQUIVALENT	STAFF IN BS 1-16 OR EQUIVALENT	RATIO OF OFFICIALS TO OFFICERS	OFFICERS IN BS 17-22 OR EQUIVALENT	STAFF IN BS 1-16 OR EQUIVALENT	RATIO OF OFFICIALS TO OFFICERS
1	Aviation	761	14466	19.0	562	13501	24.0
2	Cabinet	186	1353	7.3	128	1117	8.7
3	Capital Administration & Development	6316	15806	2.5	4733	12671	2.7
4	Commerce	288	1364	4.7	208	748	3.6
5	Communications	304	11667	38.4	174	5879	33.8
6	Climate Change	74	230	3.1	44	182	4.1
7	Defence	6719	128736	19.2	5163	121425	23.5
8	Defence Production	114	848	7.4	77	759	9.9
9	Economic Affairs	115	428	3.7	82	367	4.5
10	Establishment	352	2023	5.7	272	1664	6.1
11	Federal Education and Professional Training	279	759	2.7	195	679	3.5
12	Finance	5488	18106	3.3	4052	13626	3.4
13	Foreign Affairs	545	1983	3.6	455	1725	3.8
14	Housing & Works	501	3638	7.3	438	2800	6.4
15	Human Rights	66	286	4.3	52	222	4.3
16	Industries & Production	102	373	3.7	63	301	4.8
17	Information & Broadcasting	123	1693	13.8	95	1568	16.5
18	Information Technology and Telecommunications	53	140	2.6	35	112	3.2
19	Inter Provincial Coordination	102	335	3.3	64	251	3.9
20	Interior	4099	240441	58.7	2434	228383	93.8
21	Kashmir Affairs & Gilgit Baltistan	34	180	5.3	25	158	6.3
22	Law and Justice	611	2963	4.8	448	2431	5.4
23	Maritime Affairs	81	458	5.7	46	324	7.0
24	Narcotics Control	211	3020	14.3	153	2748	18.0
25	National Food Security & Research	305	1346	4.4	183	1131	6.2
26	National Health Services Regulations & Coordination	295	1200	4.1	197	999	5.1
27	National History & Literary Heritage	93	431	4.6	68	356	5.2
28	National Security	11	17	1.5	7	16	2.3



TABLE-13

## DIVISION WISE RATIO OF OFFICIALS TO OFFICERS FOR SANCTIONED AND ACTUAL WORKING STRENGTH

SR.NO.	DIVISION	SANCTIONED			ACTUAL		
		OFFICERS IN BS 17-22 OR EQUIVALENT	STAFF IN BS 1-16 OR EQUIVALENT	RATIO OF OFFICIALS TO OFFICERS	OFFICERS IN BS 17-22 OR EQUIVALENT	STAFF IN BS 1-16 OR EQUIVALENT	RATIO OF OFFICIALS TO OFFICERS
29	Overseas Pakistanis and Human Resource Development	152	729	4.8	107	601	5.6
30	Parliamentary Affairs	35	160	4.6	34	132	3.9
31	Petroleum	353	1087	3.1	218	919	4.2
32	Planning Development and Reform	707	5628	8.0	616	5241	8.5
33	Privatization	11	66	6.0	8	63	7.9
34	Postal Services	263	30641	116.5	231	29133	126.1
35	Power	40	123	3.1	33	85	2.6
36	Religious Affairs and Inter-faith Harmony	71	440	6.2	55	399	7.3
37	Revenue	2532	25257	10.0	2083	18865	9.1
38	Railways	1062	94865	89.3	915	71910	78.6
39	Science & Technology	45	164	3.6	25	150	6.0
40	States and Frontier Regions	97	874	9.0	66	813	12.3
41	Statistics	689	3019	4.4	321	2273	7.1
42	Textile	43	197	4.6	32	163	5.1
43	Water Resources	65	196	3.0	37	166	4.5
44	President's Secretariat (Public)	52	262	5.0	48	230	4.8
45	President's Secretariat (Personal)	44	513	11.7	30	467	15.6
46	Prime Minister's Office (Public)	130	497	3.8	101	415	4.1
47	Prime Minister's Office (Internal)	10	495	49.5	7	477	68.1
48	National Assembly Secretariat	276	984	3.6	186	816	4.4
49	Senate Secretariat	234	932	4.0	197	830	4.2
50	Election Commission of Pakistan	472	2162	4.6	355	2008	5.7
51	Wafaqi Mohtasib (Ombudsman)'s Secretariat	164	541	3.3	101	464	4.6
52	Supreme Court of Pakistan	144	685	4.8	122	526	4.3
53	Federal Tax Ombudsman Secretariat	64	209	3.3	20	156	7.8
54	National Accountability Bureau	676	1559	2.3	516	1393	2.7

**TABLE-14****YEAR WISE EMPLOYMENT STATUS BY PROVINCE OF DOMICILE**

<b>PROVINCE</b>	<b>2009-10</b>	<b>2010-11</b>	<b>2011-12</b>	<b>2012-13</b>	<b>2013-14</b>	<b>2014-15</b>	<b>2015-16</b>	<b>2016-17</b>	<b>2017-18</b>	<b>2018-19</b>
<b>Punjab</b>	206202	209618	206425	205737	204812	199351	205363	268732	276198	277258
<b>Sindh</b>	62458	60329	61095	58694	58082	59988	60826	80081	80948	81522
<b>Sindh (R)</b>	22452	29014	34224	29198	28492	28712	29146	46691	42844	42502
<b>Sindh (U)</b>	40006	31315	26871	29496	29590	31276	31680	33390	38104	39020
<b>Khyber Pakhtunkh wa</b>	124668	125529	126939	124795	118618	115426	122120	140053	140486	151246
<b>Balochistan</b>	19092	19383	18181	18395	17875	17868	17977	23226	24442	26389
<b>Azad Jammu &amp; Kashmir</b>	4922	4888	4682	4596	4456	4614	4648	7165	7327	7356
<b>Gilgit Baltistan</b>	26044	26375	26506	27421	28561	29923	29956	37397	37577	6169
<b>FATA</b>	3769	3842	7333	7178	12117	11751	13627	13899	14262	31815
<b>TOTAL</b>	<b>447155</b>	<b>449964</b>	<b>451161</b>	<b>446816</b>	<b>444521</b>	<b>438921</b>	<b>454517</b>	<b>570553</b>	<b>581240</b>	<b>581755</b>

**TABLE - 15**  
**ACTUAL STRENGTH OF FEMALE EMPLOYEES OVER THE YEARS**

<b>YEARS</b>	<b>FEMALE EMPLOYEES</b>	<b>CHANGE</b>	<b>PERCENT CHANGE</b>
<b>2009-10</b>	<b>20257</b>	<b>0</b>	<b>0.00</b>
<b>2010-11</b>	<b>21133</b>	<b>876</b>	<b>4.32</b>
<b>2011-12</b>	<b>19994</b>	<b>-1139</b>	<b>-5.39</b>
<b>2012-13</b>	<b>20022</b>	<b>28</b>	<b>0.14</b>
<b>2013-14</b>	<b>20428</b>	<b>406</b>	<b>2.03</b>
<b>2014-15</b>	<b>21629</b>	<b>1201</b>	<b>5.88</b>
<b>2015-16</b>	<b>23298</b>	<b>1669</b>	<b>7.72</b>
<b>2016-17</b>	<b>31281</b>	<b>7983</b>	<b>34.26</b>
<b>2017-18</b>	<b>32334</b>	<b>1053</b>	<b>3.37</b>
<b>2017-18</b>	<b>27865</b>	<b>-4469</b>	<b>-13.82</b>

**TABLE - 16**  
**YEAR WISE SANCTIONED STRENGTH OF EMPLOYEES BY BASIC SCALE**

<b>BASIC SCALE</b>	<b>2009-10</b>	<b>2010-11</b>	<b>2011-12</b>	<b>2012-13</b>	<b>2013-14</b>	<b>2014-15</b>	<b>2015-16</b>	<b>2016-17</b>	<b>2017-18</b>	<b>2018-19</b>
22	116	112	108	120	117	109	115	123	116	122
21	483	470	519	500	561	536	560	559	550	566
20	1200	1350	1191	1235	1294	1473	1430	1450	1496	1477
19	3261	3339	3316	3450	3510	3819	3755	3877	4030	3906
18	7198	8040	7857	8378	8714	9956	8868	10149	10439	9497
17	13139	14720	13678	15249	15581	16405	18727	20933	22699	21091
<b>Sub. Total</b>	<b>25397</b>	<b>28031</b>	<b>26669</b>	<b>28932</b>	<b>29777</b>	<b>32298</b>	<b>33455</b>	<b>37091</b>	<b>39330</b>	<b>36659</b>
16	19055	23423	26328	32732	33183	33601	34448	43316	47806	45023
15	6903	6994	5719	1581	1299	1559	1493	2457	3992	5741
14	30497	26134	26385	23229	23909	27093	27442	31610	28370	25808
13	2806	3783	2630	1908	1797	2685	2809	3275	3460	3353
12	10063	8689	8300	5260	4968	4652	4667	6826	6016	6634
11	10646	12419	11320	14120	15037	12015	12057	22198	27450	29919
10	4015	4111	2268	1561	1381	2177	2105	4829	4693	4521
9	41087	40766	40456	37679	39004	40731	40422	43821	47240	48340
8	9191	9280	13490	11841	10275	13039	14072	18073	16405	17257
7	48464	47562	47952	47410	47729	50831	52638	62815	57615	60761
6	30452	30624	41900	42589	42590	42383	43574	64585	64547	73428
5	147907	150064	139088	138771	138271	136503	140316	138175	138092	130871
4	17111	18454	13571	12863	12925	15451	14435	27883	28033	28165
3	10834	9677	4998	9265	9304	6993	13782	12627	10370	11928
2	46922	47831	48540	51323	54201	51756	45519	54743	53634	49006
1	38573	41397	40958	36782	34732	36688	37148	74852	83604	85820
<b>Sub. Total</b>	<b>474526</b>	<b>481208</b>	<b>473903</b>	<b>468914</b>	<b>470605</b>	<b>478157</b>	<b>486927</b>	<b>612085</b>	<b>621327</b>	<b>626575</b>
<b>Total</b>	<b>499923</b>	<b>509239</b>	<b>500572</b>	<b>497846</b>	<b>500382</b>	<b>510455</b>	<b>520382</b>	<b>649176</b>	<b>660657</b>	<b>663234</b>

**TABLE-17**  
**YEAR WISE ACTUAL STRENGTH OF EMPLOYEES BY BASIC SCALE**

<b>BASIC SCALE</b>	<b>2009-10</b>	<b>2010-11</b>	<b>2011-12</b>	<b>2012-13</b>	<b>2013-14</b>	<b>2014-15</b>	<b>2015-16</b>	<b>2016-17</b>	<b>2017-18</b>	<b>2018-19</b>
22	100	101	99	98	97	77	96	105	96	106
21	379	406	414	404	410	394	457	412	389	415
20	961	1079	953	1023	1106	1084	1125	1092	1150	1184
19	2571	2579	2682	2657	2600	2861	2814	3056	3026	3006
18	5270	6291	6219	6575	6527	7410	6871	7517	7779	7406
17	9588	10780	10105	11399	11878	12240	13970	15676	16497	14800
<b>Sub. Total</b>	<b>18869</b>	<b>21236</b>	<b>20472</b>	<b>22156</b>	<b>22618</b>	<b>24066</b>	<b>25333</b>	<b>27858</b>	<b>28937</b>	<b>26917</b>
16	16103	20561	22822	28260	27974	28119	27730	34281	37526	34263
15	6293	6245	5105	1508	1231	1306	1397	2071	3418	4322
14	25763	21178	22488	21367	22065	22746	22833	26492	22657	20249
13	2923	4112	3245	2988	2938	2839	2834	3295	3102	3016
12	7821	6781	7054	3984	3565	3200	3305	4306	4415	4292
11	7881	7551	7341	7659	7893	8743	8963	17465	24332	24732
10	3496	3615	2375	2223	1948	2071	1856	4283	3814	3859
9	36337	36984	36963	36585	37859	36517	36097	40860	42372	43210
8	8675	8071	12328	11989	10685	10846	12176	14288	14191	14373
7	41638	45103	45843	44161	43700	44879	47425	55784	50297	53479
6	31248	25234	37318	36850	38052	40075	41461	59578	59761	68621
5	140382	143369	136988	132841	129689	120316	127814	126097	125365	123617
4	12678	12546	7432	8495	8919	13007	11175	23159	23102	22061
3	15066	17817	14450	9843	9780	9030	14986	12327	9991	11561
2	43886	44585	44215	49737	49379	43909	41727	56193	55439	50202
1	28096	24976	24722	26170	26226	27252	27405	62216	72521	72981
<b>Sub. Total</b>	<b>428286</b>	<b>428728</b>	<b>430689</b>	<b>424660</b>	<b>421903</b>	<b>414855</b>	<b>429184</b>	<b>542695</b>	<b>552303</b>	<b>554838</b>
<b>Total</b>	<b>447155</b>	<b>449964</b>	<b>451161</b>	<b>446816</b>	<b>444521</b>	<b>438921</b>	<b>454517</b>	<b>570553</b>	<b>581240</b>	<b>581755</b>

**TABLE-18****EMPLOYMENT STATUS OVER THE YEARS**

YEAR	TOTAL		INCREASE / DECREASE		% CHANGE	
	SANCTIONED	ACTUAL	SANCTIONED	ACTUAL	SANCTIONED	ACTUAL
2009-10	499923	447155	-	-	-	-
2010-11	509239	449964	9316	2809	1.86	0.63
2011-12	500572	451161	-8667	1197	-1.70	0.27
2012-13	497846	446816	-2726	-4345	-0.54	-0.96
2013-14	500382	444521	2536	-2295	0.51	-0.51
2014-15	510455	438921	10073	-5600	2.01	-1.26
2015-16	520382	454517	9927	15596	1.94	3.55
2016-17	649176	570553	128794	116036	24.75	25.53
2017-18	660657	581240	11481	10687	1.77	1.87
2018-19	663234	581755	2577	515	0.39	0.09

**TABLE-19**  
**NON MUSLIM EMPLOYEES BY DOMICILE AND BASIC SCALE**

BASIC SCALE	TOTAL	DOMICILE								
		ISLAMABAD	PUNJAB	SINDH (R)	SINDH (U)	KP	BALUCHISTAN	AJ&K	GB	FATA
22	0	0	0	0	0	0	0	0	0	0
21	0	0	0	0	0	0	0	0	0	0
20	7	0	2	1	2	0	2	0	0	0
19	27	0	16	6	1	1	3	0	0	0
18	67	7	27	23	6	0	4	0	0	0
17	199	15	112	48	9	11	3	1	0	0
<b>Sub.Total</b>	<b>300</b>	<b>22</b>	<b>157</b>	<b>78</b>	<b>18</b>	<b>12</b>	<b>12</b>	<b>1</b>	<b>0</b>	<b>0</b>
16	637	16	453	68	44	23	29	0	2	2
15	19	0	9	4	0	1	5	0	0	0
14	168	2	112	24	13	6	7	0	1	3
13	20	0	12	5	1	0	2	0	0	0
12	22	2	9	8	1	0	2	0	0	0
11	257	18	133	40	22	20	17	0	0	7
10	49	0	19	3	20	6	1	0	0	0
9	389	18	238	54	37	24	10	1	1	6
8	69	1	53	6	6	3	0	0	0	0
7	600	8	344	91	68	41	32	2	1	13
6	201	0	144	13	23	10	5	0	6	0
5	551	13	269	108	57	41	21	0	40	2
4	613	6	381	78	76	15	57	0	0	0
3	507	9	360	24	28	18	64	1	0	3
2	3611	163	2102	335	590	283	103	15	10	10
1	8599	625	5078	920	1054	615	286	2	2	17
<b>Sub.Total</b>	<b>16312</b>	<b>881</b>	<b>9716</b>	<b>1781</b>	<b>2040</b>	<b>1106</b>	<b>641</b>	<b>21</b>	<b>63</b>	<b>63</b>
<b>Total</b>	<b>16612</b>	<b>903</b>	<b>9873</b>	<b>1859</b>	<b>2058</b>	<b>1118</b>	<b>653</b>	<b>22</b>	<b>63</b>	<b>63</b>

**TABLE-20**  
**CHRISTIAN EMPLOYEES BY DOMICILE AND BASIC SCALE**

BASIC SCALE	TOTAL	DOMICILE								
		ISLAMABAD	PUNJAB	SINDH (R)	SINDH (U)	KP	BALUCHISTAN	AJ&K	GB	FATA
22	0	0	0	0	0	0	0	0	0	0
21	0	0	0	0	0	0	0	0	0	0
20	3	0	1	0	0	0	2	0	0	0
19	11	0	8	0	0	0	3	0	0	0
18	29	2	18	3	3	0	3	0	0	0
17	122	11	93	5	4	7	2	0	0	0
<b>Sub.Total</b>	<b>165</b>	<b>13</b>	<b>120</b>	<b>8</b>	<b>7</b>	<b>7</b>	<b>10</b>	<b>0</b>	<b>0</b>	<b>0</b>
16	543	13	419	29	33	22	23	0	2	2
15	15	0	9	0	0	1	5	0	0	0
14	117	1	87	6	10	2	7	0	1	3
13	14	0	10	2	0	0	2	0	0	0
12	13	2	8	1	0	0	2	0	0	0
11	205	16	123	9	21	12	17	0	0	7
10	44	0	18	1	19	5	1	0	0	0
9	311	15	221	13	27	20	9	0	0	6
8	59	1	50	3	4	1	0	0	0	0
7	486	8	318	38	59	31	25	1	1	5
6	180	0	138	8	22	9	3	0	0	0
5	379	13	254	39	33	14	20	0	4	2
4	582	6	376	70	74	11	45	0	0	0
3	478	9	355	11	21	18	61	1	0	2
2	3240	158	2059	198	425	267	102	15	9	7
1	8158	623	5023	788	902	533	275	2	2	10
<b>Sub.Total</b>	<b>14824</b>	<b>865</b>	<b>9468</b>	<b>1216</b>	<b>1650</b>	<b>946</b>	<b>597</b>	<b>19</b>	<b>19</b>	<b>44</b>
<b>Total</b>	<b>14989</b>	<b>878</b>	<b>9588</b>	<b>1224</b>	<b>1657</b>	<b>953</b>	<b>607</b>	<b>19</b>	<b>19</b>	<b>44</b>



**TABLE-21**  
**AHMADI EMPLOYEES BY DOMICILE AND BASIC SCALE**

BASIC SCALE	TOTAL	DOMICILE									
		ISLAMABAD	PUNJAB	SINDH (R)	SINDH (U)	KP	BALUCHISTAN	AJ&K	GB	FATA	
22	0	0	0	0	0	0	0	0	0	0	0
21	0	0	0	0	0	0	0	0	0	0	0
20	1	0	1	0	0	0	0	0	0	0	0
19	8	0	7	0	0	1	0	0	0	0	0
18	17	5	8	3	1	0	0	0	0	0	0
17	26	4	14	2	1	3	1	1	1	0	0
<b>Sub.Total</b>	<b>52</b>	<b>9</b>	<b>30</b>	<b>5</b>	<b>2</b>	<b>4</b>	<b>1</b>	<b>1</b>	<b>0</b>	<b>0</b>	<b>0</b>
16	41	3	32	2	2	0	2	0	0	0	0
15	1	0	0	1	0	0	0	0	0	0	0
14	20	1	19	0	0	0	0	0	0	0	0
13	2	0	1	0	1	0	0	0	0	0	0
12	1	0	1	0	0	0	0	0	0	0	0
11	12	2	7	1	0	2	0	0	0	0	0
10	2	0	1	0	1	0	0	0	0	0	0
9	24	3	14	0	4	1	0	1	1	1	0
8	0	0	0	0	0	0	0	0	0	0	0
7	21	0	16	1	0	1	0	1	0	2	0
6	13	0	6	0	0	1	0	0	6	0	0
5	66	0	11	1	0	18	0	0	36	0	0
4	6	0	5	1	0	0	0	0	0	0	0
3	2	0	1	1	0	0	0	0	0	0	0
2	17	3	4	7	2	0	0	0	1	0	0
1	17	2	11	2	1	0	0	0	0	0	1
<b>Sub.Total</b>	<b>245</b>	<b>14</b>	<b>129</b>	<b>17</b>	<b>11</b>	<b>23</b>	<b>2</b>	<b>2</b>	<b>44</b>	<b>3</b>	<b>3</b>
<b>Total</b>	<b>297</b>	<b>23</b>	<b>159</b>	<b>22</b>	<b>13</b>	<b>27</b>	<b>3</b>	<b>3</b>	<b>44</b>	<b>3</b>	<b>3</b>

**TABLE-22**  
**HINDU (CASTE) EMPLOYEES BY DOMICILE AND BASIC SCALE**

BASIC SCALE	TOTAL	DOMICILE								
		ISLAMABAD	PUNJAB	SINDH (R)	SINDH (U)	KP	BALUCHISTAN	AJ&K	GB	FATA
22	0	0	0	0	0	0	0	0	0	0
21	0	0	0	0	0	0	0	0	0	0
20	3	0	0	1	2	0	0	0	0	0
19	8	0	1	6	1	0	0	0	0	0
18	21	0	1	17	2	0	1	0	0	0
17	42	0	2	38	2	0	0	0	0	0
<b>Sub.Total</b>	<b>74</b>	<b>0</b>	<b>4</b>	<b>62</b>	<b>7</b>	<b>0</b>	<b>1</b>	<b>0</b>	<b>0</b>	<b>0</b>
16	52	0	2	37	8	1	4	0	0	0
15	2	0	0	2	0	0	0	0	0	0
14	23	0	0	18	3	2	0	0	0	0
13	3	0	0	3	0	0	0	0	0	0
12	8	0	0	7	1	0	0	0	0	0
11	36	0	3	29	1	3	0	0	0	0
10	3	0	0	2	0	1	0	0	0	0
9	49	0	3	38	5	2	1	0	0	0
8	4	0	1	1	0	2	0	0	0	0
7	83	0	10	49	8	7	3	0	0	6
6	5	0	0	3	0	0	2	0	0	0
5	70	0	1	45	20	3	1	0	0	0
4	21	0	0	7	1	4	9	0	0	0
3	18	0	0	9	6	0	3	0	0	0
2	293	0	13	118	157	4	1	0	0	0
1	329	0	43	120	98	53	9	0	0	6
<b>Sub.Total</b>	<b>999</b>	<b>0</b>	<b>76</b>	<b>488</b>	<b>308</b>	<b>82</b>	<b>33</b>	<b>0</b>	<b>0</b>	<b>12</b>
<b>Total</b>	<b>1073</b>	<b>0</b>	<b>80</b>	<b>550</b>	<b>315</b>	<b>82</b>	<b>34</b>	<b>0</b>	<b>0</b>	<b>12</b>

**TABLE-23**  
**HINDU (NON CASTE) EMPLOYEES BY DOMICILE AND BASIC SCALE**

BASIC SCALE	TOTAL	DOMICILE									
		ISLAMABAD	PUNJAB	SINDH (R)	SINDH (U)	KP	BALUCHISTAN	AJ&K	GB	FATA	
22	0	0	0	0	0	0	0	0	0	0	0
21	0	0	0	0	0	0	0	0	0	0	0
20	0	0	0	0	0	0	0	0	0	0	0
19	0	0	0	0	0	0	0	0	0	0	0
18	0	0	0	0	0	0	0	0	0	0	0
17	5	0	1	2	2	0	0	0	0	0	0
<b>Sub.Total</b>	<b>5</b>	<b>0</b>	<b>1</b>	<b>2</b>	<b>2</b>	<b>0</b>	<b>0</b>	<b>0</b>	<b>0</b>	<b>0</b>	<b>0</b>
16	1	0	0	0	1	0	0	0	0	0	0
15	1	0	0	1	0	0	0	0	0	0	0
14	5	0	4	0	0	1	0	0	0	0	0
13	0	0	0	0	0	0	0	0	0	0	0
12	0	0	0	0	0	0	0	0	0	0	0
11	1	0	0	0	0	1	0	0	0	0	0
10	0	0	0	0	0	0	0	0	0	0	0
9	4	0	0	3	1	0	0	0	0	0	0
8	4	0	1	2	1	0	0	0	0	0	0
7	4	0	0	3	0	1	0	0	0	0	0
6	2	0	0	2	0	0	0	0	0	0	0
5	30	0	2	23	4	1	0	0	0	0	0
4	2	0	0	0	1	0	1	0	0	0	0
3	8	0	4	3	0	0	0	0	0	0	1
2	41	2	24	6	4	2	0	0	0	0	3
1	65	0	1	9	53	0	2	0	0	0	0
<b>Sub.Total</b>	<b>168</b>	<b>2</b>	<b>36</b>	<b>52</b>	<b>65</b>	<b>6</b>	<b>3</b>	<b>0</b>	<b>0</b>	<b>0</b>	<b>4</b>
<b>Total</b>	<b>173</b>	<b>2</b>	<b>37</b>	<b>54</b>	<b>67</b>	<b>6</b>	<b>3</b>	<b>0</b>	<b>0</b>	<b>0</b>	<b>4</b>

**TABLE-24**  
**SIKH EMPLOYEES BY DOMICILE AND BASIC SCALE**

BASIC SCALE	TOTAL	DOMICILE									
		ISLAMABAD	PUNJAB	SINDH (R)	SINDH (U)	KP	BALUCHISTAN	AJ&K	GB	FATA	
22	0	0	0	0	0	0	0	0	0	0	0
21	0	0	0	0	0	0	0	0	0	0	0
20	0	0	0	0	0	0	0	0	0	0	0
19	0	0	0	0	0	0	0	0	0	0	0
18	0	0	0	0	0	0	0	0	0	0	0
17	2	0	0	1	0	1	0	0	0	0	0
<b>Sub.Total</b>	<b>2</b>	<b>0</b>	<b>0</b>	<b>1</b>	<b>0</b>	<b>1</b>	<b>0</b>	<b>0</b>	<b>0</b>	<b>0</b>	<b>0</b>
16	0	0	0	0	0	0	0	0	0	0	0
15	0	0	0	0	0	0	0	0	0	0	0
14	0	0	0	0	0	0	0	0	0	0	0
13	1	0	1	0	0	0	0	0	0	0	0
12	0	0	0	0	0	0	0	0	0	0	0
11	2	0	0	0	0	2	0	0	0	0	0
10	0	0	0	0	0	0	0	0	0	0	0
9	0	0	0	0	0	0	0	0	0	0	0
8	0	0	0	0	0	0	0	0	0	0	0
7	1	0	0	0	1	0	0	0	0	0	0
6	0	0	0	0	0	0	0	0	0	0	0
5	2	0	0	0	0	2	0	0	0	0	0
4	0	0	0	0	0	0	0	0	0	0	0
3	1	0	0	0	1	0	0	0	0	0	0
2	9	0	1	0	1	7	0	0	0	0	0
1	0	0	0	0	0	0	0	0	0	0	0
<b>Sub.Total</b>	<b>16</b>	<b>0</b>	<b>2</b>	<b>0</b>	<b>3</b>	<b>11</b>	<b>0</b>	<b>0</b>	<b>0</b>	<b>0</b>	<b>0</b>
<b>Total</b>	<b>18</b>	<b>0</b>	<b>2</b>	<b>1</b>	<b>3</b>	<b>12</b>	<b>0</b>	<b>0</b>	<b>0</b>	<b>0</b>	<b>0</b>

**TABLE-25**  
**OTHER NON MUSLIM EMPLOYEES BY DOMICILE AND BASIC SCALE**

BASIC SCALE	TOTAL	DOMICILE									
		ISLAMABAD	PUNJAB	SINDH (R)	SINDH (U)	KP	BALUCHISTAN	AJ&K	GB	FATA	
22	0	0	0	0	0	0	0	0	0	0	0
21	0	0	0	0	0	0	0	0	0	0	0
20	0	0	0	0	0	0	0	0	0	0	0
19	0	0	0	0	0	0	0	0	0	0	0
18	0	0	0	0	0	0	0	0	0	0	0
17	2	0	2	0	0	0	0	0	0	0	0
<b>Sub.Total</b>	<b>2</b>	<b>0</b>	<b>2</b>	<b>0</b>	<b>0</b>	<b>0</b>	<b>0</b>	<b>0</b>	<b>0</b>	<b>0</b>	<b>0</b>
16	0	0	0	0	0	0	0	0	0	0	0
15	0	0	0	0	0	0	0	0	0	0	0
14	3	0	2	0	0	1	0	0	0	0	0
13	0	0	0	0	0	0	0	0	0	0	0
12	0	0	0	0	0	0	0	0	0	0	0
11	1	0	0	1	0	0	0	0	0	0	0
10	0	0	0	0	0	0	0	0	0	0	0
9	1	0	0	0	0	1	0	0	0	0	0
8	2	0	1	0	1	0	0	0	0	0	0
7	5	0	0	0	0	1	4	0	0	0	0
6	1	0	0	0	1	0	0	0	0	0	0
5	4	0	1	0	0	3	0	0	0	0	0
4	2	0	0	0	0	0	2	0	0	0	0
3	0	0	0	0	0	0	0	0	0	0	0
2	11	0	1	6	1	3	0	0	0	0	0
1	30	0	0	1	0	29	0	0	0	0	0
<b>Sub.Total</b>	<b>60</b>	<b>0</b>	<b>5</b>	<b>8</b>	<b>3</b>	<b>38</b>	<b>6</b>	<b>0</b>	<b>0</b>	<b>0</b>	<b>0</b>
<b>Total</b>	<b>62</b>	<b>0</b>	<b>7</b>	<b>8</b>	<b>3</b>	<b>38</b>	<b>6</b>	<b>0</b>	<b>0</b>	<b>0</b>	<b>0</b>

TABLE-26					
SANCTIONED AND ACTUAL WORKING STRENGTH OF EMPLOYEES IN MINISTRIES / DIVISIONS AND ATTACHED					
DIVISIONS	Sr.No.	ATTACHED DEPARTMENTS	Sanctioned	Actual	FILL PERCENTAGE
1 Aviation		Main, Islamabad.	95	76	80.00
	1	Airports Security Force, Karachi.	12708	11849	93.24
	2	Pakistan Meteorological Department, Islamabad.	2424	2138	88.20
		<b>Sub. Total</b>	<b>15227</b>	<b>14063</b>	92.36
2 Cabinet		Main, Islamabad.	874	735	84.10
	3	Department of Communications Security, Islamabad.	168	153	91.07
	4	Department of Stationery and Forms, Karachi.	268	176	65.67
	5	National Archives of Pakistan, Islamabad.	126	94	74.60
	6	Federal Government Tuberculosis Centre, Rawalpindi.	103	87	84.47
		<b>Sub. Total</b>	<b>1539</b>	<b>1245</b>	80.90
3 Capital Administration & Development		Main, Islamabad.	236	177	75.00
	7	Department of Libraries, Islamabad	103	79	76.70
	8	Department of Tourist Services, Islamabad.	37	27	72.97
	9	Directorate of Workers Education, Islamabad.	57	42	73.68
	10	Directorate General of Special Education, Islamabad	618	573	92.72
	11	District Population Welfare Office, Islamabad	212	199	93.87
	12	Federal College of Education, Islamabad.	122	81	66.39
	13	Federal Directorate of Education, Islamabad.	13802	10844	78.57
	14	Federal Medical & Dental College, Islamabad.	170	119	70.00
	15	Federal General Hospital, Islamabad.	376	310	82.45
	16	Federal Government Polyclinic, Islamabad	1912	1518	79.39
	17	Government Polytechnic Institute for Women, Islamabad	60	54	90.00
	18	National Trust for the Disabled, Islamabad.	27	17	62.96
	19	National Council for the Rehabilitation of Disabled Persons, Islamabad.	8	8	100.00
	20	National Council of Social Welfare, Islamabad.	57	51	89.47
	21	National Institute of Rehabilitation Medicine, Islamabad.	315	284	90.16
	22	Pakistan Institute of Medical Sciences, Islamabad.	3835	2874	74.94
	23	Social Welfare Centre, Islamabad.	162	139	85.80
	24	Technical Panel on Teacher Education, Islamabad.	13	8	61.54
		<b>Sub. Total</b>	<b>22122</b>	<b>17404</b>	78.67

<b>TABLE-26</b>					
<b>SANCTIONED AND ACTUAL WORKING STRENGTH OF EMPLOYEES IN MINISTRIES / DIVISIONS AND ATTACHED</b>					
<b>DIVISIONS</b>	<b>Sr.No.</b>	<b>ATTACHED DEPARTMENTS</b>	<b>Sanctioned</b>	<b>Actual</b>	<b>FILL PERCENTAGE</b>
<b>4 Commerce Division</b>		Main, Islamabad.	457	420	91.90
	<b>25</b>	Directorate General of Trade Organizations, Islamabad.	52	37	71.15
	<b>26</b>	Pakistan Institute of Trade and Development, Islamabad.	51	23	45.10
	<b>27</b>	Trade Development Authority of Pakistan, Karachi.	1092	476	43.59
		<b>Sub. Total</b>	<b>1652</b>	<b>956</b>	<b>57.87</b>
<b>5 Communications</b>		Main, Islamabad.	112	107	95.54
	<b>28</b>	National Highways & Motorways Police, Islamabad.	11759	5867	49.89
	<b>29</b>	National Transport Research Centre, Islamabad.	100	79	79.00
		<b>Sub. Total</b>	<b>11971</b>	<b>6053</b>	<b>50.56</b>
<b>6 Climate Change</b>		Main, Islamabad.	192	142	73.96
	<b>30</b>	Pakistan Environmental Protection Agency, Islamabad.	64	43	67.19
	<b>31</b>	Zoological Survey of Pakistan, Islamabad.	48	41	85.42
		<b>Sub. Total</b>	<b>304</b>	<b>226</b>	<b>74.34</b>
<b>7 Defence</b>		Main, Rawalpindi.	445	392	88.09
	<b>32</b>	Director General ISI, Islamabad.	2465	2296	93.14
	<b>33</b>	Federal Government Educational Institutions, (Cantt./Garrison) Directorate, Rawalpindi.	11272	9913	87.94
	<b>34</b>	General Headquarters, COAS, Sectt. SD, Dte, Rawalpindi.	39040	42500	108.86
	<b>35</b>	Joint Staff Headquarter, Chaklala, Rawalpindi.	78	78	100.00
	<b>36</b>	Military Lands and Cantonments Department, Rawalpindi.	915	591	64.59
	<b>37</b>	Pakistan Air Force, Peshawar	40975	38862	94.84
	<b>38</b>	Pakistan Navy Civilian Authority, Naval Headquarter, Islamabad, Karachi.	22755	17849	78.44
	<b>39</b>	Pakistan Armed Services Board, (PASB) Department, Rawalpindi	886	782	88.26
	<b>40</b>	Pakistan Maritime Security Agency, Karachi,	87	76	87.36
	<b>41</b>	Pakistan Military Accounts Department, Rawalpindi.	12124	9228	76.11
	<b>42</b>	Survey of Pakistan, Rawalpindi.	4413	4021	91.12
		<b>Sub. Total</b>	<b>135455</b>	<b>126588</b>	<b>93.45</b>
<b>8 Defence Production</b>		Main, Rawalpindi.	206	191	92.72
	<b>43</b>	Armament Research and Development Establishment, Rawalpindi.	121	111	91.74
	<b>44</b>	Defence Export Promotion Organization, Islamabad.	58	63	108.62
	<b>45</b>	Directorate General Defence Purchase, Rawalpindi.	95	81	85.26
	<b>46</b>	Institute of Optronics, Rawalpindi.	272	220	80.88

TABLE-26					
SANCTIONED AND ACTUAL WORKING STRENGTH OF EMPLOYEES IN MINISTRIES / DIVISIONS AND ATTACHED					
DIVISIONS	Sr.No.	ATTACHED DEPARTMENTS	Sanctioned	Actual	FILL PERCENTAGE
	47	Military Vehicles Research and Development, Rawalpindi.	210	170	80.95
		<b>Sub. Total</b>	<b>210</b>	<b>170</b>	80.95
<b>9</b>	<b>Economic Affairs</b>		<b>543</b>	<b>449</b>	82.69
<b>10</b>	<b>Establishment</b>	Main, Islamabad.	1022	769	75.24
	48	Akhtar Hameed Khan National Centre for Rural Development Islamabad.	87	77	88.51
	49	Federal Public Service Commission, Islamabad.	620	554	89.35
	50	Secretariat Training Institute, Islamabad.	128	108	84.38
	51	Staff Welfare Organization, Islamabad.	518	428	82.63
		<b>Sub. Total</b>	<b>2375</b>	<b>1936</b>	81.52
<b>11</b>	<b>Federal Education &amp; Professional Training</b>	Main, Islamabad.	152	126	82.89
	52	Academy of Educational Planning & Management Islamabad.	98	81	82.65
	53	National Institute of Science & Technical Education, Islamabad	242	205	84.71
	54	Directorate General of Basic Education Community Schools, Islamabad	426	379	88.97
	55	National Talent Pool Islamabad.	42	25	59.52
	56	Pakistan Manpower Institute Islamabad.	43	34	79.07
	57	Pakistan National Commission for UNESCO Islamabad.	35	24	68.57
		<b>Sub. Total</b>	<b>1038</b>	<b>874</b>	84.20
<b>12</b>	<b>Finance</b>	<b>Main, Islamabad.</b>	1552	1354	87.24
	58	Finance (Military), Rawalpindi.	381	286	75.07
	59	Central Directorate of National Savings, Islamabad.	4299	3219	74.88
	60	Controller General of Accounts HQ, Islamabad.	10574	7127	67.40
	61	Federal Treasury Office, Islamabad.	56	48	85.71
	62	Office of the Auditor General of Pakistan HQ, Islamabad.	5790	4904	84.70
	63	Pakistan Mint, Lahore.	942	740	78.56
		<b>Sub. Total</b>	<b>23594</b>	<b>17678</b>	74.93
<b>13</b>	<b>Foreign Affairs (including Mission Abroad)</b>		<b>2528</b>	<b>2180</b>	86.23
<b>14</b>	<b>Housing &amp; Works</b>	Main, Islamabad.	185	159	85.95
	64	Estate Office, Islamabad.	339	198	58.41
	65	National Housing Authority, Islamabad.	44	34	77.27
	66	Pakistan Public Works Department HQ, Islamabad.	3571	2847	79.73
		<b>Sub. Total</b>	<b>4139</b>	<b>3238</b>	78.23



TABLE-26					
SANCTIONED AND ACTUAL WORKING STRENGTH OF EMPLOYEES IN MINISTRIES / DIVISIONS AND ATTACHED					
DIVISIONS	Sr.No.	ATTACHED DEPARTMENTS	Sanctioned	Actual	FILL PERCENTAGE
15 Human Rights		Main, Islamabad.	271	210	77.49
	67	Implementation of National Plan of Action for Children, Islamabad.	11	7	63.64
	68	National Commission for the Child Welfare & Development, Islamabad.	21	14	66.67
	69	National Child Protection Centre (NCPC), Islamabad.	25	21	84.00
	70	Shaheed Benazir Bhutto Centre for Women, Islamabad.	24	22	91.67
			<b>Sub. Total</b>	<b>352</b>	<b>274</b>
16 Industries & Production		Main, Islamabad.	360	295	81.94
	71	Department of Explosives HQ, Rawalpindi.	115	69	60.00
			<b>Sub. Total</b>	<b>475</b>	<b>364</b>
17 Information & Broadcasting		Main, Islamabad.	445	387	86.97
	72	Audit Bureau of Circulation, Islamabad.	55	42	76.36
	73	Central Board of Film Censors, Islamabad.	32	28	87.50
	74	Directorate of Electronic Media and Publications, Islamabad.	369	331	89.70
	75	Federal Land Commission, Islamabad.	101	88	87.13
	76	Implementation Tribunal For Newspaper Employees, Islamabad.	24	21	87.50
	77	Information Service Academy, Islamabad.	48	48	100.00
	78	Press Information Department, Islamabad.	740	716	96.76
	79	Office of the Press Registrar, Islamabad.	2	2	100.00
			<b>Sub. Total</b>	<b>1816</b>	<b>1663</b>
18 Information Technology and Telecommunications		Main, Islamabad.	142	116	81.69
	80	National Information Technology Board, Islamabad.	51	31	60.78
			<b>Sub. Total</b>	<b>193</b>	<b>147</b>
19 Inter Provincial Coordination		Main, Islamabad.	310	215	69.35
	81	Inter Board Committee of Chairman Islamabad.	67	60	89.55
	82	National Internship Programme, Islamabad.	60	40	66.67
			<b>Sub. Total</b>	<b>437</b>	<b>315</b>
20 Interior		Main, Islamabad.	615	519	84.39
	83	Directorate General of Civil Defence, Islamabad, Lahore, Karachi, Peshawar, Quetta, AJ&K, Muzaffarabad.	350	287	82.00
	84	Directorate General of Immigration and Passports, HQ Islamabad.	1741	1385	79.55
	85	Federal Investigation Agency, HQ Islamabad.	4189	2873	68.58
	86	Islamabad Capital Territory Administration, Islamabad	12196	10818	88.70

TABLE-26					
SANCTIONED AND ACTUAL WORKING STRENGTH OF EMPLOYEES IN MINISTRIES / DIVISIONS AND ATTACHED					
DIVISIONS	Sr.No.	ATTACHED DEPARTMENTS	Sanctioned	Actual	FILL PERCENTAGE
	87	National Academy for Prisons Administration, Lahore	58	47	81.03
	88	HQ Gilgit Baltistan Scouts Gilgit	3057	3011	98.50
	89	HQ Frontier Constabulary KPK Peshawar	27765	26720	96.24
	90	HQ Frontier Corps Balochistan, (North) Quetta,	41778	38130	91.27
	91	HQ Frontier Corps Balochistan, (Soth) Quetta,	24934	24011	96.30
	92	HQ Pakistan Rangers Punjab, Lahore.	23418	22579	96.42
	93	HQ Pakistan Rangers Sindh, Karachi.	26437	25179	95.24
	94	Pakistan Coast Guards HQ Karachi	4193	3967	94.61
	95	HQ Frontier Corps KP, (North) Peshawar	38782	37965	97.89
	96	HQ Frontier Corps KP, (South) Dera Ismail Khan	35027	33326	95.14
		<b>Sub. Total</b>	<b>225449</b>	<b>214935</b>	95.34
21 Kashmir Affairs & Gilgit Baltistan		Main, Islamabad.	118	98	83.05
	97	Directorate of Health Services AK, Rawalpindi	8	8	100.00
	98	Jammu and Kashmir Refugees Rehabilitation Organization, Islamabad.	8	8	100.00
	99	Office of the Administrator J&K State Property in Pakistan, Lahore.	80	69	86.25
		<b>Sub. Total</b>	<b>214</b>	<b>183</b>	85.51
22 Law and Justice		Main, Islamabad.	533	421	78.99
	100	Accountability Courts, (Over all Pakistan).	263	209	79.47
	101	Appellate Tribunal Inland Revenue Islamabad, Rawalpindi, Lahore, Karachi Peshawar.	542	445	82.10
	102	Banking Courts, (Over all Pakistan)	495	443	89.49
	103	Commercial Courts, Karachi, Lahore.	13	11	84.62
	104	Customs, Excise & Sales Tax Appellate Tribunal, (Over all Pakistan).	176	155	88.07
	105	Drug Courts, (Over all Pakistan).	87	78	89.66
	106	Environmental Protection Tribunal Karachi, Lahore, Peshawar, Quetta.	98	89	90.82
	107	Federal Service Tribunal, Islamabad.	137	120	87.59
	108	Federal Shariat Court, Islamabad.	245	230	93.88
	109	Foreign Exchange Regulation Appellate Board, Karachi, Lahore.	8	6	75.00
	110	Insurance Appellate Tribunal, Karachi.	10	6	60.00
	111	Law & Justice Commission of Pakistan, Islamabad.	69	54	78.26
112	Office of the Attorney General /Deputy Attorney General's and Standing Council Head Office Islamabad.	613	352	57.42	
113	Regional Directorate of Human Rights, Lahore, Karachi, Peshawar, Quetta	51	41	80.39	

TABLE-26					
SANCTIONED AND ACTUAL WORKING STRENGTH OF EMPLOYEES IN MINISTRIES / DIVISIONS AND ATTACHED					
DIVISIONS	Sr.No.	ATTACHED DEPARTMENTS	Sanctioned	Actual	FILL PERCENTAGE
	114	Special Courts (CNS) (Over all Pakistan).	78	64	82.05
	115	Special Courts (Customs, Taxation & Anti Smuggling) Karachi, Lahore, Rawalpindi, Peshawar,	41	38	92.68
	116	Special Courts (Offences in Banks), Lahore, Karachi, Peshawar,	43	38	88.37
	117	Special Courts Central, (Over all Pakistan).	72	79	109.72
		<b>Sub. Total</b>	<b>234</b>	<b>219</b>	93.59
23	Maritime Affairs	Main, Islamabad.	191	147	76.96
	118	Directorate of Dock Workers Safety, Karachi	35	27	77.14
	119	Government Shipping Office, Karachi	27	11	40.74
	120	Marine Biological Research Laboratory, Karachi.	37	25	67.57
	121	Marine Fisheries Department, Karachi.	189	119	62.96
	122	Mercantile Marine Department, Karachi.	60	41	68.33
		<b>Sub. Total</b>	<b>539</b>	<b>370</b>	68.65
24	Narcotics Control	Main, Islamabad.	119	113	94.96
	123	Anti Narcotics Force, Rawalpindi.	3112	2788	89.59
		<b>Sub. Total</b>	<b>3231</b>	<b>2901</b>	89.79
25	National Food Security & Research	Main, Islamabad.	237	177	74.68
	124	Agriculture Policy Institute, Islamabad.	101	63	62.38
	125	Animal Quarantine Department, Karachi.	138	112	81.16
	126	Department of Plant Protection, Karachi.	677	575	84.93
	127	Federal Seed Certification & Registration Department, Islamabad.	397	302	76.07
	128	National Fertilizer Development Centre, Islamabad.	46	35	76.09
	129	National Veterinary Laboratory, Islamabad.	55	50	90.91
		<b>Sub. Total</b>	<b>1651</b>	<b>1314</b>	79.59
26	National Health Services Regulations & Coordination	Main, Islamabad.	288	246	85.42
	130	Directorate of Central Health Establishments, Islamabad.	770	620	80.52
	131	Directorate of Malaria Control, Islamabad.	38	32	84.21
	132	Directorate of Central Warehouse & Supplies, Karachi.	51	40	78.43
	133	Expanded Programme on Immunization, Islamabad.	79	67	84.81
	134	National Aids Control Programme, Islamabad.	15	15	100.00
	135	National Health Information Resource Centre, Islamabad.	24	12	50.00
	136	National Health Emergency Preparedness & Response Network, Islamabad.	48	38	79.17

TABLE-26

## SANCTIONED AND ACTUAL WORKING STRENGTH OF EMPLOYEES IN MINISTRIES / DIVISIONS AND ATTACHED

DIVISIONS	Sr.No.	ATTACHED DEPARTMENTS	Sanctioned	Actual	FILL PERCENTAGE
	137	National Research Institute Fertility Care, Karachi.	75	51	68.00
	138	National Institute of Population Studies, Islamabad.	70	45	64.29
	139	Regional Training Institute, Islamabad.	37	30	81.08
		<b>Sub. Total</b>	<b>182</b>	<b>126</b>	69.23
27		Main, Islamabad.	118	105	88.98
	140	Department of Archaeology & Museums, Islamabad.	100	84	84.00
	141	National Language Promotion Department, Islamabad.	102	91	89.22
	142	National Library of Pakistan, Islamabad.	86	67	77.91
	143	Urdu Dictionary Board, Karachi.	54	28	51.85
	144	Urdu Science Board, Lahore.	64	49	76.56
		<b>Sub. Total</b>	<b>524</b>	<b>424</b>	80.92
28			<b>28</b>	<b>23</b>	82.14
29		Main, Islamabad.	313	243	77.64
	145	Bureau of Emigration & Overseas Employment, Islamabad.	405	323	79.75
	146	National Industrial Relations Commission, Islamabad.	163	142	87.12
		<b>Sub. Total</b>	<b>881</b>	<b>708</b>	80.36
30			<b>195</b>	<b>166</b>	85.13
31		Main, Islamabad.	369	282	76.42
	147	Central Inspectorate of Mines, Islamabad.	16	13	81.25
	148	Geological Survey of Pakistan, Quetta.	1055	842	79.81
		<b>Sub. Total</b>	<b>1440</b>	<b>1137</b>	78.96
32		Main, Islamabad.	972	757	77.88
	149	Jawaid Azfar Computer Centre, Islamabad.	17	9	52.94
	150	National Logistic Cell, Rawalpindi.	5303	5066	95.53
	151	Pakistan Planning and Management Institute, Islamabad.	43	25	58.14
		<b>Sub. Total</b>	<b>6335</b>	<b>5857</b>	92.45
33			<b>77</b>	<b>71</b>	92.21
34		Main, Islamabad.	52	34	65.38
	152	Pakistan Post Office Department, (Over all Pakistan).	30852	29330	95.07
		<b>Sub. Total</b>	<b>30904</b>	<b>29364</b>	95.02
35			<b>163</b>	<b>118</b>	72.39
36		<b>Main, Islamabad.</b>	311	281	90.35

TABLE-26

## SANCTIONED AND ACTUAL WORKING STRENGTH OF EMPLOYEES IN MINISTRIES / DIVISIONS AND ATTACHED

DIVISIONS	Sr.No.	ATTACHED DEPARTMENTS	Sanctioned	Actual	FILL PERCENTAGE
	153	Directorate of Hajj, (Over all Pakistan).	200	173	86.50
		<b>Sub. Total</b>	<b>200</b>	<b>173</b>	86.50
37 Revenue		<b>Main, Islamabad.</b>	46	33	71.74
	154	Federal Board of Revenue Including (Customs, Central Excise Sales Tax & Income Tax Departments), HQ Islamabad.	27743	20915	75.39
		<b>Sub. Total</b>	<b>27789</b>	<b>20948</b>	75.38
38 Railways		<b>Main, Islamabad.</b>	240	201	83.75
	155	Pakistan Railways HQ, Lahore.	95687	72624	75.90
		<b>Sub. Total</b>	<b>95927</b>	<b>72825</b>	75.92
39 Science & Technology			<b>209</b>	<b>175</b>	83.73
40 States and Frontier Regions		<b>Main, Islamabad.</b>	151	124	82.12
	156	Chief Commissioner for Afghan Refugees, Islamabad, Lahore, Karachi, Peshawar Quetta.	820	755	92.07
		<b>Sub. Total</b>	<b>971</b>	<b>879</b>	90.53
41 Statistics		<b>Main, Islamabad.</b>	83	62	74.70
	157	Pakistan Bureau of Statistics, Islamabad.	3625	2532	69.85
			<b>3708</b>	<b>2594</b>	69.96
42 Textile		<b>Main, Islamabad.</b>	177	139	78.53
	158	Textile Commissioner's Organization, Karachi.	63	56	88.89
		<b>Sub. Total</b>	<b>240</b>	<b>195</b>	81.25
43 Water Resources		Main, Islamabad.	45	26	57.78
	159	Office of the Chief Engineering Adviser Chairman Federal Flood Commission, Islamabad.	153	127	83.01
	160	Pakistan Commissioner for Indus Waters, Lahore.	63	50	79.37
		<b>Sub. Total</b>	<b>261</b>	<b>203</b>	77.78
		<b>Sub.Total I</b>	<b>652129</b>	<b>572290</b>	87.76

TABLE-26

## SANCTIONED AND ACTUAL WORKING STRENGTH OF EMPLOYEES IN MINISTRIES / DIVISIONS AND ATTACHED

	Sr.No.	CONSTITUTIONAL BODIES	Sanctioned	Actual	%
44	1	President's Secretariat (Public), Islamabad.	314	278	88.54
45	2	President's Secretariat (Personal) Islamabad.	557	497	89.23
46	3	Prime Minister's Office (Public) Main, Islamabad.	257	209	81.32
		Board of Investment, Islamabad.	283	233	82.33
		National Commission for Government Reforms, Islamabad.	35	31	88.57
		Prime Minister's Inspection Commission, Islamabad.	52	43	82.69
47	4	Prime Minister's Office (Internal), Islamabad.	505	484	95.84
48	5	National Assembly Secretariat, Islamabad.	1260	1002	79.52
49	6	Senate Secretariat, Islamabad.	1166	1027	88.08
50	7	Election Commission of Pakistan Main, Islamabad.	359	306	85.24
		Provincial Election Commissioners, Punjab, Sindh, KP and Balochistan	2275	2057	90.42
51	8	Wafaqi Mohtasib (Ombudsman)'s Secretariat, Islamabad	705	565	80.14
52	9	Supreme Court of Pakistan, Islamabad.	829	648	78.17
53	10	Federal Tax Ombudsman Secretariat, Islamabad	273	176	64.47
54	11	National Accountability Bureau, Islamabad.	2235	1909	85.41
		Sub.Total II	11105	9465	85.23
		GRAND TOTAL	663234	581755	87.71

<b>TABLE-27</b>					
<b>SANCTIONED MANAGEMENT POSITION SCALES (MP-I, MP-II &amp; MP-III) IN FEDERAL GOVERNMENT</b>					
<b>DIVISION</b>	<b>MAIN / ATTACHED DEPARTMENT</b>	<b>MP-I</b>	<b>MP-II</b>	<b>MP-III</b>	<b>TOTAL</b>
<b>Finance</b>	Main	4	4	5	13
	Office of the Auditor General of Pakistan HQ.	0	0	0	0
<b>Information &amp; Broadcasting</b>	Implementation Tribunal for Newspaper Employees	1	0	0	1
<b>Information Technology and Telecommunications</b>	Main	5	6	3	14
	National Information Technology Board	1	3	5	9
<b>Law &amp; Justice</b>	Federal Service Tribunal	4	0	0	4
<b>Maritime Affairs</b>	Maritime Affairs Wing	0	2	2	4
	Mercantile Marine Department	0	1	2	3
<b>National Food Security &amp; Research</b>	Department of Plant Protection	0	0	13	13
<b>National History &amp; Literary Heritage</b>	National Language Promotion Department	1	0	0	1
	Urdu Dictionary Board	0	1	0	1
	Urdu Science Board	0	1	0	1
<b>Petroleum</b>	Policy Wing	1	0	0	1
<b>Planning Development &amp; Reform</b>	Main	10	0	0	10
<b>Statistics</b>	Pakistan Bureau of Statistics	1	5	0	6
<b>Textile</b>	Main	1	2	3	6
<b>Railways</b>	Pakistan Railways	1	3	12	16
<b>Grand Total</b>		<b>30</b>	<b>28</b>	<b>45</b>	<b>103</b>

**TABLE-28****ACTUAL MANAGEMENT POSITION SCALES (MP-I, MP-II & MP-III) IN FEDERAL GOVERNMENT**

<b>DIVISION</b>	<b>MAIN / ATTACHED DEPARTMENT</b>	<b>MP-I</b>	<b>MP-II</b>	<b>MP-III</b>	<b>TOTAL</b>
<b>Finance</b>	Main	2	0	0	2
	Office of the Auditor General of Pakistan HQ.	1	0	0	1
<b>Information &amp; Broadcasting</b>	Implementation Tribunal for Newspaper Employees	1	0	0	1
<b>Information Technology and Telecommunications</b>	Main	5	4	2	11
	National Information Technology Board	1	2	2	5
<b>Law &amp; Justice</b>	Federal Service Tribunal	4	0	0	4
<b>Maritime Affairs</b>	Maritime Affairs Wing	0	1	2	3
	Mercantile Marine Department	0	1	2	3
<b>National Food Security &amp; Research</b>	Department of Plant Protection	0	0	3	3
<b>National History &amp; Literary Heritage</b>	National Language Promotion Department	1	0	0	1
	Urdu Dictionary Board	0	1	0	1
	Urdu Science Board	0	1	0	1
<b>Petroleum</b>	Policy Wing	0	0	0	0
<b>Planning Development &amp; Reform</b>	Main	6	0	0	6
<b>Statistics</b>	Pakistan Bureau of Statistics	0	2	0	2
<b>Textile</b>	Main	0	1	1	2
<b>Railways</b>	Pakistan Railways	0	3	10	13
<b>Grand Total</b>		<b>21</b>	<b>16</b>	<b>22</b>	<b>59</b>



<b>TABLE-29</b>																	
<b>SANCTIONED STRENGTH BY BASIC SCALE AND DIVISION / ATTACHED DEPARTMENTS / SUBORDINATE OFFICES</b>																	
<b>BASIC SCALE 1 TO 16</b>																	
<b>DIVISION / OFFICE</b>	<b>1</b>	<b>2</b>	<b>3</b>	<b>4</b>	<b>5</b>	<b>6</b>	<b>7</b>	<b>8</b>	<b>9</b>	<b>10</b>	<b>11</b>	<b>12</b>	<b>13</b>	<b>14</b>	<b>15</b>	<b>16</b>	<b>SUB-TOTAL</b>
<b>1. Aviation Division</b>	<b>1149</b>	<b>38</b>	<b>15</b>	<b>46</b>	<b>276</b>	<b>33</b>	<b>5675</b>	<b>1</b>	<b>2075</b>	<b>1</b>	<b>2464</b>	<b>86</b>	<b>83</b>	<b>1571</b>	<b>49</b>	<b>904</b>	<b>14466</b>
Main, Islamabad.	14	6	2	2	2	0	0	0	10	0	3	0	0	11	0	26	<b>76</b>
Airports Security Force, Karachi.	401	2	10	0	229	0	5528	1	1561	1	2423	0	0	1253	23	728	<b>12160</b>
Pakistan Meteorological Department, Islamabad.	734	30	3	44	45	33	147	0	504	0	38	86	83	307	26	150	<b>2230</b>
<b>2. Cabinet Division</b>	<b>412</b>	<b>58</b>	<b>11</b>	<b>159</b>	<b>22</b>	<b>11</b>	<b>18</b>	<b>3</b>	<b>175</b>	<b>18</b>	<b>85</b>	<b>12</b>	<b>4</b>	<b>100</b>	<b>57</b>	<b>208</b>	<b>1353</b>
Main, Islamabad.	199	27	0	136	0	1	2	0	86	1	24	7	0	86	15	154	<b>738</b>
Department of Communications Security, Islamabad.	33	15	6	7	3	4	0	0	16	2	12	0	0	1	30	18	<b>147</b>
Department of Stationery and Forms, Karachi.	136	8	2	2	0	0	2	0	40	7	42	0	0	0	12	13	<b>264</b>
National Archives of Pakistan, Islamabad.	26	6	0	6	7	0	13	3	7	8	5	1	4	8	0	17	<b>111</b>
Federal Government Tuberculosis Centre, Rawalpindi.	18	2	3	8	12	6	1	0	26	0	2	4	0	5	0	6	<b>93</b>
<b>3. Capital Administration &amp; Development Division</b>	<b>3879</b>	<b>1485</b>	<b>141</b>	<b>467</b>	<b>141</b>	<b>40</b>	<b>865</b>	<b>26</b>	<b>1106</b>	<b>19</b>	<b>217</b>	<b>255</b>	<b>10</b>	<b>2011</b>	<b>56</b>	<b>5088</b>	<b>15806</b>
Main, Islamabad.	0	45	0	10	10	0	14	0	8	0	1	0	0	50	5	27	<b>170</b>
Department of Libraries, Islamabad	26	3	1	2	9	0	0	0	15	7	5	2	0	4	0	15	<b>89</b>
Department of Tourist Services, Islamabad.	7	3	0	4	0	0	0	0	3	0	1	0	0	4	3	6	<b>31</b>
Directorate of Workers Education, Islamabad.	0	10	0	0	10	0	0	0	4	0	3	0	0	7	0	10	<b>44</b>
Directorate General of Special Education, Islamabad	144	55	1	39	9	2	5	2	18	0	39	0	0	89	13	70	<b>486</b>
District Population Welfare Office, Islamabad	70	0	0	7	0	0	78	0	19	0	22	0	0	4	0	5	<b>205</b>
Federal College of Education, Islamabad.	30	7	0	5	1	1	12	1	1	0	6	0	0	4	1	6	<b>75</b>
Federal Directorate of Education, Islamabad.	2443	495	111	159	23	12	654	0	240	1	8	104	8	1647	9	3488	<b>9402</b>
Federal Medical & Dental College, Islamabad.	8	40	0	0	11	0	5	0	10	0	0	3	0	8	0	11	<b>96</b>
Federal General Hospital, Islamabad.	79	37	0	9	2	0	6	0	50	0	1	9	0	1	0	93	<b>287</b>
Federal Government Polyclinic, Islamabad	352	176	1	101	0	17	6	0	294	6	16	61	0	53	13	302	<b>1398</b>
Government Polytechnic Institute for Women, Islamabad	0	11	1	0	1	3	3	1	1	1	2	0	0	9	1	1	<b>35</b>
National Trust for the Disabled, Islamabad.	2	3	0	2	0	0	0	0	2	0	2	0	0	1	2	5	<b>19</b>

**TABLE-29**  
**SANCTIONED STRENGTH BY BASIC SCALE AND DIVISION / ATTACHED DEPARTMENTS / SU-ORDINATE OFFICES**

DIVISION / OFFICE	BASIC SCALE 17 TO 22							G. TOTAL BS 1-22
	17	18	19	20	21	22	SUB.TOTAL	
<b>1. Aviation Division</b>	<b>509</b>	<b>179</b>	<b>52</b>	<b>16</b>	<b>4</b>	<b>1</b>	<b>761</b>	<b>15227</b>
Main, Islamabad.	3	8	4	1	2	1	19	95
Airports Security Force, Karachi.	384	125	27	11	1	0	548	12708
Pakistan Meteorological Department, Islamabad.	122	46	21	4	1	0	194	2424
<b>2. Cabinet Division</b>	<b>30</b>	<b>110</b>	<b>27</b>	<b>14</b>	<b>3</b>	<b>2</b>	<b>186</b>	<b>1539</b>
Main, Islamabad.	0	97	22	12	3	2	136	874
Department of Communications Security, Islamabad.	10	7	3	1	0	0	21	168
Department of Stationery and Forms, Karachi.	1	2	1	0	0	0	4	268
National Archives of Pakistan, Islamabad.	10	3	1	1	0	0	15	126
Federal Government Tuberculosis Centre, Rawalpindi.	9	1	0	0	0	0	10	103
<b>3. Capital Administration &amp; Development Division</b>	<b>4286</b>	<b>1297</b>	<b>616</b>	<b>111</b>	<b>4</b>	<b>2</b>	<b>6316</b>	<b>22122</b>
Main, Islamabad.	28	17	15	4	1	1	66	236
Department of Libraries, Islamabad	7	4	2	1	0	0	14	103
Department of Tourist Services, Islamabad.	3	2	1	0	0	0	6	37
Directorate of Workers Education, Islamabad.	6	4	2	1	0	0	13	57
Directorate General of Special Education, Islamabad	95	22	14	1	0	0	132	618
District Population Welfare Office, Islamabad	3	3	1	0	0	0	7	212
Federal College of Education, Islamabad.	23	16	7	1	0	0	47	122
Federal Directorate of Education, Islamabad.	3040	905	429	26	0	0	4400	13802
Federal Medical & Dental College, Islamabad.	50	11	6	7	0	0	74	170
Federal General Hospital, Islamabad.	59	25	5	0	0	0	89	376
Federal Government Polyclinic, Islamabad.	360	96	38	19	1	0	514	1912
Government Polytechnic Institute for Women, Islamabad.	21	3	1	0	0	0	25	60
National Trust for the Disabled, Islamabad.	4	1	2	0	1	0	8	27

**TABLE-29**  
**SANCTIONED STRENGTH BY BASIC SCALE AND DIVISION / ATTACHED DEPARTMENTS / SU-ORDINATE OFFICES**

<b>BASIC SCALE 1 TO 16</b>																	
<b>DIVISION / OFFICE</b>	<b>1</b>	<b>2</b>	<b>3</b>	<b>4</b>	<b>5</b>	<b>6</b>	<b>7</b>	<b>8</b>	<b>9</b>	<b>10</b>	<b>11</b>	<b>12</b>	<b>13</b>	<b>14</b>	<b>15</b>	<b>16</b>	<b>SUB. TOTAL</b>
National Council for the Rehabilitation of Disabled Persons, Islamabad	0	2	0	0	0	0	0	0	0	0	0	0	0	2	0	2	6
National Council of Social Welfare, Islamabad	3	11	1	2	2	0	0	0	7	0	3	0	0	8	4	7	48
National Institute of Rehabilitation Medicine, Islamabad	33	37	0	12	2	0	10	0	31	0	6	6	0	10	0	66	213
Pakistan Institute of Medical Sciences, Islamabad.	669	525	18	110	56	4	54	0	384	4	86	70	2	99	1	971	3053
Social Welfare Centre, Islamabad.	13	21	7	5	5	1	18	22	17	0	16	0	0	9	4	3	141
Technical Panel on Teacher Education, Islamabad.	0	4	0	0	0	0	0	0	2	0	0	0	0	2	0	0	8
<b>4. Commerce Division</b>	<b>119</b>	<b>18</b>	<b>292</b>	<b>22</b>	<b>39</b>	<b>0</b>	<b>63</b>	<b>2</b>	<b>124</b>	<b>0</b>	<b>161</b>	<b>27</b>	<b>8</b>	<b>170</b>	<b>99</b>	<b>220</b>	<b>1364</b>
Main, Islamabad.	100	2	3	22	2	0	1	0	34	0	21	2	1	56	73	47	364
Directorate General of Trade Organizations, Islamabad.	0	16	0	0	7	0	0	0	3	0	1	0	0	5	0	12	44
Pakistan Institute of Trade and Development, Islamabad.	19	0	0	0	7	0	0	0	3	0	2	0	0	4	0	5	40
Trade Development Authority of Pakistan, Karachi.	0	0	289	0	23	0	62	2	84	0	137	25	7	105	26	156	916
<b>5. Communications Division</b>	<b>301</b>	<b>863</b>	<b>2</b>	<b>8</b>	<b>438</b>	<b>0</b>	<b>2209</b>	<b>0</b>	<b>1906</b>	<b>10</b>	<b>162</b>	<b>7</b>	<b>131</b>	<b>3461</b>	<b>53</b>	<b>2116</b>	<b>11667</b>
Main, Islamabad.	0	30	2	0	10	0	7	0	5	0	0	7	0	12	13	4	90
National Highways & Motorways Police, Islamabad.	272	833	0	0	428	0	2202	0	1898	10	156	0	131	3443	40	2092	11505
National Transport Research Centre, Islamabad.	29	0	0	8	0	0	0	0	3	0	6	0	0	6	0	20	72
<b>6. Climate Change Division</b>	<b>18</b>	<b>57</b>	<b>6</b>	<b>5</b>	<b>19</b>	<b>1</b>	<b>2</b>	<b>0</b>	<b>20</b>	<b>5</b>	<b>11</b>	<b>0</b>	<b>0</b>	<b>31</b>	<b>5</b>	<b>50</b>	<b>230</b>
Main, Islamabad.	0	44	4	0	13	0	0	0	13	0	6	0	0	22	2	36	140
Pakistan Environmental Protection Agency, Islamabad.	7	7	1	3	3	0	1	0	4	0	4	0	0	8	2	8	48
Zoological Survey of Pakistan, Islamabad.	11	6	1	2	3	1	1	0	3	5	1	0	0	1	1	6	42
<b>7. Defence Division</b>	<b>46048</b>	<b>12396</b>	<b>3018</b>	<b>10902</b>	<b>5638</b>	<b>4355</b>	<b>10607</b>	<b>558</b>	<b>6724</b>	<b>2596</b>	<b>6726</b>	<b>1657</b>	<b>170</b>	<b>4950</b>	<b>1180</b>	<b>11211</b>	<b>128736</b>
Main, Rawalpindi.	113	12	0	28	0	0	1	0	48	0	15	1	0	51	64	34	367
Director General ISI, Islamabad.	313	280	185	70	87	31	169	1	254	4	21	0	5	364	0	218	2002
Federal Government Educational Institutions, (Cantt./Garrison) Directorate, Rawalpindi.	2067	254	0	83	0	34	330	0	320	1	310	15	0	1794	68	2528	7804
General Headquarters, COAS, Sectt. SD, Dte, Rawalpindi.	13700	6607	809	2456	3836	1734	3806	457	1711	377	604	462	133	1123	221	657	38693
Joint Staff Headquarter, Chaklala, Rawalpindi.	10	32	0	19	0	0	0	0	17	0	0	0	0	0	0	0	78

**TABLE-29**  
**SANCTIONED STRENGTH BY BASIC SCALE AND DIVISION / ATTACHED DEPARTMENTS / SU-ORDINATE OFFICES**

DIVISION / OFFICE	BASIC SCALE 17 TO 22							G. TOTAL BS 1-22
	17	18	19	20	21	22	SUB.TOTAL	
National Council for the Rehabilitation of Disabled Persons, Islamabad.	1	1	0	0	0	0	2	8
National Council of Social Welfare, Islamabad.	6	1	1	0	0	1	9	57
National Institute of Rehabilitation Medicine, Islamabad.	74	16	11	1	0	0	102	315
Pakistan Institute of Medical Sciences, Islamabad.	487	164	80	50	1	0	782	3835
Social Welfare Centre, Islamabad.	18	3	0	0	0	0	21	162
Technical Panel on Teacher Education, Islamabad.	1	3	1	0	0	0	5	13
<b>4. Commerce Division</b>	<b>96</b>	<b>117</b>	<b>47</b>	<b>20</b>	<b>7</b>	<b>1</b>	<b>288</b>	<b>1652</b>
Main, Islamabad.	0	59	19	11	3	1	93	457
Directorate General of Trade Organizations, Islamabad.	0	5	2	0	1	0	8	52
Pakistan Institute of Trade and Development, Islamabad.	5	2	3	0	1	0	11	51
Trade Development Authority of Pakistan, Karachi.	91	51	23	9	2	0	176	1092
<b>5. Communications Division</b>	<b>188</b>	<b>69</b>	<b>28</b>	<b>13</b>	<b>4</b>	<b>2</b>	<b>304</b>	<b>11971</b>
Main, Islamabad.	0	14	3	3	1	1	22	112
National Highways & Motorways Police, Islamabad.	178	47	16	9	3	1	254	11759
National Transport Research Centre, Islamabad.	10	8	9	1	0	0	28	100
<b>6. Climate Change Division</b>	<b>19</b>	<b>32</b>	<b>15</b>	<b>5</b>	<b>2</b>	<b>1</b>	<b>74</b>	<b>304</b>
Main, Islamabad.	8	26	11	4	2	1	52	192
Pakistan Environmental Protection Agency, Islamabad.	6	6	3	1	0	0	16	64
Zoological Survey of Pakistan, Islamabad.	5	0	1	0	0	0	6	48
<b>7. Defence Division</b>	<b>4644</b>	<b>1551</b>	<b>448</b>	<b>62</b>	<b>12</b>	<b>2</b>	<b>6719</b>	<b>135455</b>
Main, Rawalpindi.	0	51	17	6	3	1	78	445
Director General ISI, Islamabad.	202	166	76	15	4	0	463	2465
Federal Government Educational Institutions, (Cantt./Garrison) Directorate, Rawalpindi.	2532	636	282	18	0	0	3468	11272
General Headquarters, COAS, Sectt. SD, Dte, Rawalpindi.	198	131	18	0	0	0	347	39040
Joint Staff Headquarter, Chaklala, Rawalpindi.	0	0	0	0	0	0	0	78

**TABLE-29**  
**SANCTIONED STRENGTH BY BASIC SCALE AND DIVISION / ATTACHED DEPARTMENTS / SU-ORDINATE OFFICES**

BASIC SCALE 1 TO 16																	
DIVISION / OFFICE	1	2	3	4	5	6	7	8	9	10	11	12	13	14	15	16	SUB-TOTAL
Military Lands and Cantonments Department, Rawalpindi.	338	56	42	10	5	1	3	19	137	4	113	0	0	16	1	46	<b>791</b>
Pakistan Air Force, Peshawar	23972	656	1809	4411	206	1222	2614	5	2267	1027	1859	3	8	530	158	201	<b>40948</b>
Pakistan Navy Civilian Authority, Naval Headquarter, Islamabad, Karachi.	4584	1283	135	3679	1396	1331	2673	74	1603	1183	1790	792	24	788	608	569	<b>22512</b>
Pakistan Armed Services Board, (PASB) Department, Rawalpindi	0	197	0	0	106	0	0	0	252	0	121	0	0	63	50	17	<b>806</b>
Pakistan Maritime Security Agency, Karachi.	20	25	10	6	1	1	7	1	3	0	7	1	0	0	0	3	<b>85</b>
Pakistan Military Accounts Department, Rawalpindi.	931	277	0	76	1	1	0	0	8	0	1775	361	0	35	0	6844	<b>10309</b>
Survey of Pakistan, Rawalpindi.	0	2717	28	64	0	0	1004	1	104	0	111	22	0	186	10	94	<b>4341</b>
<b>8. Defence Production Division</b>	<b>151</b>	<b>15</b>	<b>8</b>	<b>76</b>	<b>101</b>	<b>19</b>	<b>62</b>	<b>9</b>	<b>96</b>	<b>9</b>	<b>89</b>	<b>33</b>	<b>4</b>	<b>54</b>	<b>44</b>	<b>78</b>	<b>848</b>
Main, Rawalpindi.	54	7	0	16	1	0	0	1	21	0	3	3	0	21	21	22	170
Armament Research and Development Establishment, Rawalpindi.	16	3	0	4	5	4	11	6	8	5	16	11	2	11	1	8	111
Defence Export Promotion Organization, Islamabad.	4	0	7	4	9	0	0	0	12	0	4	0	0	0	4	0	<b>44</b>
Directorate General Defence Purchase, Rawalpindi.	0	0	0	29	1	2	2	0	21	0	15	0	0	10	0	12	<b>92</b>
Institute of Optronics, Rawalpindi.	29	0	0	6	80	0	29	0	15	0	25	2	0	2	16	23	<b>227</b>
Military Vehicles Research and Development, Rawalpindi.	48	5	1	17	5	13	20	2	19	4	26	17	2	10	2	13	<b>204</b>
<b>9. Economic Affairs Division, Islamabad.</b>	<b>126</b>	<b>0</b>	<b>0</b>	<b>32</b>	<b>0</b>	<b>0</b>	<b>0</b>	<b>0</b>	<b>23</b>	<b>0</b>	<b>20</b>	<b>3</b>	<b>0</b>	<b>76</b>	<b>94</b>	<b>54</b>	<b>428</b>
<b>10. Establishment Division.</b>	<b>435</b>	<b>280</b>	<b>57</b>	<b>167</b>	<b>12</b>	<b>4</b>	<b>39</b>	<b>0</b>	<b>162</b>	<b>1</b>	<b>133</b>	<b>30</b>	<b>0</b>	<b>233</b>	<b>173</b>	<b>297</b>	<b>2023</b>
Main, Islamabad.	188	87	22	72	6	3	6	0	62	1	30	13	0	109	106	138	<b>843</b>
Akhtar Hameed Khan National Centre for Rural Development, Islamabad.	18	9	6	5	1	1	1	0	9	0	6	0	0	7	1	6	<b>70</b>
Federal Public Service Commission, Islamabad.	114	32	3	43	1	0	0	0	65	0	35	17	0	59	66	75	<b>510</b>
Secretariat Training Institute, Islamabad.	48	4	0	12	0	0	0	0	8	0	5	0	0	12	0	24	<b>113</b>
Staff Welfare Organization, Islamabad.	67	148	26	35	4	0	32	0	18	0	57	0	0	46	0	54	<b>487</b>

TABLE-29 SANCTIONED STRENGTH BY BASIC SCALE AND DIVISION / ATTACHED DEPARTMENTS / SU-ORDINATE OFFICES								
DIVISION / OFFICE	BASIC SCALE 17 TO 22							G. TOTAL BS 1-22
	17	18	19	20	21	22	SUB.TOTAL	
Military Lands and Cantonments Department, Rawalpindi.	36	38	31	14	4	1	124	915
Pakistan Air Force, Peshawar	20	3	3	1	0	0	27	40975
Pakistan Navy Civilian Authority, Naval Headquarter, Islamabad, Karachi.	107	129	3	4	0	0	243	22755
Pakistan Armed Services Board, (PASB) Department, Rawalpindi	29	42	8	1	0	0	80	886
Pakistan Maritime Security Agency, Karachi.	1	1	0	0	0	0	2	87
Pakistan Military Accounts Department, Rawalpindi.	1480	332	2	1	0	0	1815	12124
Survey of Pakistan, Rawalpindi.	39	22	8	2	1	0	72	4413
<b>8. Defence Production Division</b>	<b>48</b>	<b>35</b>	<b>20</b>	<b>8</b>	<b>2</b>	<b>1</b>	<b>114</b>	<b>962</b>
Main, Rawalpindi.	13	11	6	4	1	1	36	206
Armament Research and Development Establishment, Rawalpindi.	6	2	2	0	0	0	10	121
Defence Export Promotion Organization, Islamabad.	1	8	1	3	1	0	14	58
Directorate General Defence Purchase, Rawalpindi.	2	1	0	0	0	0	3	95
Institute of Optronics, Rawalpindi.	23	11	10	1	0	0	45	272
Military Vehicles Research and Development, Rawalpindi.	3	2	1	0	0	0	6	210
<b>9. Economic Affairs Division, Islamabad.</b>	<b>56</b>	<b>26</b>	<b>21</b>	<b>9</b>	<b>2</b>	<b>1</b>	<b>115</b>	<b>543</b>
<b>10. Establishment Division.</b>	<b>110</b>	<b>149</b>	<b>61</b>	<b>25</b>	<b>5</b>	<b>2</b>	<b>352</b>	<b>2375</b>
Main, Islamabad.	19	101	39	16	3	1	179	1022
Akhtar Hameed Khan National Centre for Rural Development, Islamabad.	8	6	2	1	0	0	17	87
Federal Public Service Commission, Islamabad.	63	24	14	7	1	1	110	620
Secretariat Training Institute, Islamabad.	1	9	4	0	1	0	15	128
Staff Welfare Organization, Islamabad.	19	9	2	1	0	0	31	518

**TABLE-29**  
**SANCTIONED STRENGTH BY BASIC SCALE AND DIVISION / ATTACHED DEPARTMENTS / SU-ORDINATE OFFICES**

BASIC SCALE 1 TO 16																	
DIVISION / OFFICE	1	2	3	4	5	6	7	8	9	10	11	12	13	14	15	16	SUB-TOTAL
<b>11. Federal Education &amp; Professional Training Division</b>	<b>280</b>	<b>15</b>	<b>8</b>	<b>118</b>	<b>1</b>	<b>3</b>	<b>1</b>	<b>5</b>	<b>44</b>	<b>0</b>	<b>47</b>	<b>12</b>	<b>0</b>	<b>88</b>	<b>11</b>	<b>126</b>	<b>759</b>
Main, Islamabad.	34	5	0	13	0	0	0	0	12	0	14	0	0	12	2	27	119
Academy of Educational Planning & Management, Islamabad	26	0	0	11	0	0	1	0	6	0	3	0	0	12	3	10	72
National Institute of Science & Technical Education, Islamabad.	85	0	0	14	0	0	0	5	6	0	14	1	0	24	0	23	172
Directorate General of Basic Education Community Schools, Islamabad.	119	0	0	72	0	0	0	0	13	0	9	10	0	31	0	52	306
National Talent Pool, Islamabad.	5	4	6	0	0	1	0	0	3	0	3	0	0	4	1	5	32
Pakistan Manpower Institute, Islamabad.	2	6	2	4	1	2	0	0	2	0	2	0	0	4	2	3	30
Pakistan National Commission for UNESCO, Islamabad.	9	0	0	4	0	0	0	0	2	0	2	1	0	1	3	6	28
<b>12. Finance Division</b>	<b>1219</b>	<b>1467</b>	<b>1802</b>	<b>545</b>	<b>324</b>	<b>174</b>	<b>180</b>	<b>20</b>	<b>189</b>	<b>2</b>	<b>3026</b>	<b>34</b>	<b>1</b>	<b>934</b>	<b>73</b>	<b>8116</b>	<b>18106</b>
Main, Islamabad.	341	51	0	86	0	0	72	0	0	1	59	9	0	122	5	314	1060
Finance (Military), Rawalpindi.	89	15	0	11	0	0	0	0	47	0	20	0	0	43	57	38	320
Central Directorate of National Savings, Islamabad.	0	0	1671	0	0	0	43	0	45	0	1168	1	0	513	0	46	3487
Controller General of Accounts HQ, Islamabad.	745	442	74	65	48	4	11	5	18	1	1342	23	0	70	0	6085	8933
Federal Treasury Office, Islamabad.	11	0	0	2	0	0	6	0	0	0	0	0	0	28	0	4	51
Office of the Auditor General of Pakistan HQ, Islamabad.	0	934	49	183	0	0	6	0	0	0	382	0	0	157	0	1620	3331
Pakistan Mint, Lahore.	33	25	8	198	276	170	42	15	79	0	55	1	1	1	11	9	924
<b>13. Foreign Affairs Division. Main, (Including Pakistan Missions Abroad), Islamabad.</b>	<b>483</b>	<b>25</b>	<b>50</b>	<b>171</b>	<b>9</b>	<b>3</b>	<b>18</b>	<b>0</b>	<b>222</b>	<b>0</b>	<b>98</b>	<b>1</b>	<b>1</b>	<b>163</b>	<b>479</b>	<b>260</b>	<b>1983</b>
<b>14. Housing &amp; Works Division.</b>	<b>77</b>	<b>638</b>	<b>103</b>	<b>26</b>	<b>8</b>	<b>1</b>	<b>248</b>	<b>0</b>	<b>1176</b>	<b>56</b>	<b>884</b>	<b>3</b>	<b>0</b>	<b>114</b>	<b>93</b>	<b>211</b>	<b>3638</b>
Main, Islamabad.	37	8	0	12	0	0	0	0	24	0	9	0	0	16	29	19	154
Estate Office, Islamabad.	40	6	17	9	0	1	58	0	64	0	45	3	0	7	15	45	310
National Housing Authority, Islamabad.	0	2	9	3	1	0	2	0	5	0	1	0	0	2	2	6	33
Pakistan Public Works Department HQ, Islamabad.	0	622	77	2	7	0	188	0	1083	56	829	0	0	89	47	141	3141
<b>15. Human Rights Division.</b>	<b>83</b>	<b>30</b>	<b>1</b>	<b>27</b>	<b>5</b>	<b>1</b>	<b>1</b>	<b>1</b>	<b>21</b>	<b>1</b>	<b>10</b>	<b>3</b>	<b>0</b>	<b>30</b>	<b>27</b>	<b>45</b>	<b>286</b>
Main, Islamabad.	82	2	1	25	0	1	0	1	19	1	8	0	0	26	27	33	226
Implementation of National Plan of Action for Children, Islamabad.	0	4	0	0	0	0	0	0	0	0	1	1	0	1	0	1	8

**TABLE-29**  
**SANCTIONED STRENGTH BY BASIC SCALE AND DIVISION / ATTACHED DEPARTMENTS / SU-ORDINATE OFFICES**

DIVISION / OFFICE	BASIC SCALE 17 TO 22							G. TOTAL BS 1-22
	17	18	19	20	21	22	SUB.TOTAL	
<b>11. Federal Education &amp; Professional Training Division</b>	<b>134</b>	<b>88</b>	<b>39</b>	<b>14</b>	<b>3</b>	<b>1</b>	<b>279</b>	<b>1038</b>
Main, Islamabad.	8	10	8	5	1	1	33	152
Academy of Educational Planning & Management, Islamabad	9	8	5	3	1	0	26	98
National Institute of Science & Technical Education, Islamabad.	28	24	15	2	1	0	70	242
Directorate General of Basic Education Community Schools, Islamabad.	72	41	6	1	0	0	120	426
National Talent Pool, Islamabad.	6	1	2	1	0	0	10	42
Pakistan Manpower Institute, Islamabad.	7	3	2	1	0	0	13	43
Pakistan National Commission for UNESCO, Islamabad.	4	1	1	1	0	0	7	35
<b>12. Finance Division</b>	<b>3021</b>	<b>1864</b>	<b>344</b>	<b>199</b>	<b>50</b>	<b>10</b>	<b>5488</b>	<b>23594</b>
Main, Islamabad.	150	153	116	54	15	4	492	1552
Finance (Military), Rawalpindi.	15	24	12	9	1	0	61	381
Central Directorate of National Savings, Islamabad.	625	146	21	19	1	0	812	4299
Controller General of Accounts HQ, Islamabad.	990	603	28	11	8	1	1641	10574
Federal Treasury Office, Islamabad.	4	1	0	0	0	0	5	56
Office of the Auditor General of Pakistan HQ, Islamabad.	1225	933	166	105	25	5	2459	5790
Pakistan Mint, Lahore.	12	4	1	1	0	0	18	942
<b>13. Foreign Affairs Division. Main, (Including Pakistan Missions Abroad), Islamabad.</b>	<b>88</b>	<b>166</b>	<b>130</b>	<b>109</b>	<b>40</b>	<b>12</b>	<b>545</b>	<b>2528</b>
<b>14. Housing &amp; Works Division.</b>	<b>344</b>	<b>113</b>	<b>31</b>	<b>10</b>	<b>2</b>	<b>1</b>	<b>501</b>	<b>4139</b>
Main, Islamabad.	10	13	3	4	0	1	31	185
Estate Office, Islamabad.	23	5	1	0	0	0	29	339
National Housing Authority, Islamabad.	3	3	3	1	1	0	11	44
Pakistan Public Works Department HQ, Islamabad.	308	92	24	5	1	0	430	3571
<b>15. Human Rights Division.</b>	<b>29</b>	<b>21</b>	<b>11</b>	<b>4</b>	<b>0</b>	<b>1</b>	<b>66</b>	<b>352</b>
Main, Islamabad.	15	16	9	4	0	1	45	271
Implementation of National Plan of Action for Children, Islamabad.	2	1	0	0	0	0	3	11



TABLE-29 SANCTIONED STRENGTH BY BASIC SCALE AND DIVISION / ATTACHED DEPARTMENTS / SU-ORDINATE OFFICES																	
BASIC SCALE 1 TO 16																	
DIVISION / OFFICE	1	2	3	4	5	6	7	8	9	10	11	12	13	14	15	16	SUB. TOTAL
National Commission for the Child Welfare & Development, Islamabad.	0	6	0	0	2	0	0	0	2	0	0	0	0	3	0	4	17
National Child Protection Centre (NCPC), Islamabad.	1	6	0	0	3	0	0	0	0	0	1	2	0	0	0	6	19
Family Protection & Rehabilitation Centre, Islamabad.	0	12	0	2	0	0	1	0	0	0	0	0	0	0	0	1	16
<b>16. Industries &amp; Production Division</b>	<b>95</b>	<b>20</b>	<b>3</b>	<b>23</b>	<b>2</b>	<b>0</b>	<b>6</b>	<b>4</b>	<b>21</b>	<b>0</b>	<b>17</b>	<b>15</b>	<b>0</b>	<b>59</b>	<b>67</b>	<b>41</b>	<b>373</b>
Main, Islamabad.	83	11	0	19	0	0	0	0	12	0	11	2	0	55	59	35	287
Department of Explosives HQ, Rawalpindi.	12	9	3	4	2	0	6	4	9	0	6	13	0	4	8	6	86
<b>17. Information &amp; Broadcasting Division.</b>	<b>498</b>	<b>49</b>	<b>51</b>	<b>151</b>	<b>63</b>	<b>5</b>	<b>16</b>	<b>4</b>	<b>157</b>	<b>27</b>	<b>136</b>	<b>0</b>	<b>34</b>	<b>150</b>	<b>107</b>	<b>245</b>	<b>1693</b>
Main, Islamabad.	188	0	7	40	0	0	0	0	27	0	20	0	0	47	0	80	409
Audit Bureau of Circulation, Islamabad.	0	17	0	0	6	0	0	0	4	0	4	0	0	5	0	12	48
Central Board of Film Censors, Islamabad.	3	5	1	0	1	2	3	0	2	0	4	0	0	1	1	7	30
Directorate of Electronic Media and Publications, Islamabad.	70	12	1	17	17	0	9	0	34	26	34	0	6	23	50	32	331
Federal Land Commission, Islamabad.	30	2	0	8	1	0	0	0	6	0	5	0	0	2	11	16	81
Implementation Tribunal For Newspaper Employees, Islamabad.	5	4	0	0	1	0	0	0	2	0	2	0	0	1	0	6	21
Information Service Academy, Islamabad.	9	2	4	2	3	0	2	0	2	0	2	0	0	2	0	5	33
Press Information Department, Islamabad.	193	7	38	84	34	3	2	4	80	1	65	0	28	69	45	87	740
Office of the Press Registrar, Islamabad.	0	0	0	0	0	0	0	0	0	0	0	0	0	0	0	0	0
<b>18. Information Technology and Telecommunications Division.</b>	<b>28</b>	<b>20</b>	<b>1</b>	<b>18</b>	<b>2</b>	<b>0</b>	<b>1</b>	<b>0</b>	<b>12</b>	<b>0</b>	<b>5</b>	<b>1</b>	<b>0</b>	<b>9</b>	<b>15</b>	<b>28</b>	<b>140</b>
Main, Islamabad.	28	11	0	18	1	0	0	0	12	0	5	1	0	8	11	23	118
National Information Technology Board, Islamabad.	0	9	1	0	1	0	1	0	0	0	0	0	0	1	4	5	22
<b>19. Inter Provincial Coordination Division.</b>	<b>12</b>	<b>88</b>	<b>4</b>	<b>27</b>	<b>14</b>	<b>0</b>	<b>6</b>	<b>0</b>	<b>37</b>	<b>0</b>	<b>20</b>	<b>3</b>	<b>0</b>	<b>37</b>	<b>1</b>	<b>86</b>	<b>335</b>
Main, Islamabad.	0	85	4	19	9	0	2	0	23	0	9	1	0	32	1	66	251
Inter Board Committee of Chairman, Islamabad.	0	3	0	4	3	0	4	0	12	0	11	0	0	0	0	14	51
National Internship Programme, Islamabad.	12	0	0	4	2	0	0	0	2	0	0	2	0	5	0	6	33

**TABLE-29**  
**SANCTIONED STRENGTH BY BASIC SCALE AND DIVISION / ATTACHED DEPARTMENTS / SU-ORDINATE OFFICES**

DIVISION / OFFICE	BASIC SCALE 17 TO 22							G. TOTAL BS 1-22
	17	18	19	20	21	22	SUB.TOTAL	
National Commission for the Child Welfare & Development, Islamabad.	2	1	1	0	0	0	4	21
National Child Protection Centre (NCPC), Islamabad.	4	1	1	0	0	0	6	25
Family Protection & Rehabilitation Centre, Islamabad.	6	2	0	0	0	0	8	24
<b>16. Industries &amp; Production Division</b>	<b>57</b>	<b>22</b>	<b>14</b>	<b>6</b>	<b>2</b>	<b>1</b>	<b>102</b>	<b>475</b>
Main, Islamabad.	39	14	11	6	2	1	73	360
Department of Explosives HQ, Rawalpindi.	18	8	3	0	0	0	29	115
<b>17. Information &amp; Broadcasting Division.</b>	<b>51</b>	<b>34</b>	<b>22</b>	<b>9</b>	<b>5</b>	<b>2</b>	<b>123</b>	<b>1816</b>
Main, Islamabad.	11	11	9	3	1	1	36	445
Audit Bureau of Circulation, Islamabad.	4	2	1	0	0	0	7	55
Central Board of Film Censors, Islamabad.	0	1	0	1	0	0	2	32
Directorate of Electronic Media and Publications, Islamabad.	17	14	5	2	0	0	38	369
Federal Land Commission, Islamabad.	8	3	4	1	3	1	20	101
Implementation Tribunal For Newspaper Employees, Islamabad.	2	0	1	0	0	0	3	24
Information Service Academy, Islamabad.	9	3	1	1	1	0	15	48
Press Information Department, Islamabad.	0	0	0	0	0	0	0	740
Office of the Press Registrar, Islamabad.	0	0	1	1	0	0	2	2
<b>18. Information Technology and Telecommunications Division.</b>	<b>21</b>	<b>23</b>	<b>4</b>	<b>3</b>	<b>1</b>	<b>1</b>	<b>53</b>	<b>193</b>
Main, Islamabad.	11	7	2	2	1	1	24	142
National Information Technology Board , Islamabad.	10	16	2	1	0	0	29	51
<b>19. Inter Provincial Coordination Division.</b>	<b>52</b>	<b>25</b>	<b>15</b>	<b>5</b>	<b>4</b>	<b>1</b>	<b>102</b>	<b>437</b>
Main, Islamabad.	22	16	13	3	4	1	59	310
Inter Board Committee of Chairman, Islamabad.	11	3	1	1	0	0	16	67
National Internship Programme, Islamabad.	19	6	1	1	0	0	27	60

**TABLE-29**  
**SANCTIONED STRENGTH BY BASIC SCALE AND DIVISION / ATTACHED DEPARTMENTS / SU-ORDINATE OFFICES**

BASIC SCALE 1 TO 16																	
DIVISION / OFFICE	1	2	3	4	5	6	7	8	9	10	11	12	13	14	15	16	SUB-TOTAL
<b>20. Interior Division</b>	<b>4212</b>	<b>7028</b>	<b>909</b>	<b>3400</b>	<b>103619</b>	<b>54003</b>	<b>27802</b>	<b>11044</b>	<b>13380</b>	<b>409</b>	<b>6451</b>	<b>640</b>	<b>1506</b>	<b>3540</b>	<b>383</b>	<b>2115</b>	<b>240441</b>
Main, Islamabad.	175	13	0	37	1	0	0	0	46	0	61	5	0	51	55	35	<b>479</b>
Directorate General of Civil Defence Islamabad,Lahore,Karachi, Peshawar, Quetta, AJ&K, Muzaffarabad.	27	50	21	12	25	17	12	0	43	7	25	0	0	43	5	43	<b>330</b>
Directorate General of Immigration and Passports, HQ Islamabad.	180	60	0	128	6	0	0	0	229	45	626	38	0	29	31	63	<b>1435</b>
Federal Investigation Agency, HQ Islamabad.	0	287	18	83	1228	0	332	0	648	4	147	26	0	427	0	495	<b>3695</b>
Islamabad Capital Territory Administration, Islamabad.	207	121	11	59	7833	46	1522	42	1189	0	36	122	0	579	22	207	<b>11996</b>
National Academy for Prisons Administration, Lahore.	15	1	0	2	12	0	5	0	5	0	3	2	0	2	0	4	<b>51</b>
Gilgit Baltistan Scouts HQ, Gilgit.	0	104	4	42	1476	465	394	19	314	1	116	3	0	50	7	13	<b>3008</b>
HQ Frontier Constabulary KP, Peshawar	211	549	289	0	0	20563	2245	1364	1526	0	669	219	28	1	0	22	<b>27686</b>
HQ Frontier Corps (North) Balochistan, Quetta.	2201	12	5	98	21840	6446	5044	2079	1325	68	1222	0	0	765	36	165	<b>41306</b>
HQ Frontier Corps (South) Balochistan, Turbat.	108	0	2	1109	12795	4023	3218	1541	684	46	699	9	161	267	32	62	<b>24756</b>
HQ Pakistan Rangers Punjab, Lahore.	502	785	0	0	12159	3434	2875	1242	633	0	217	0	525	209	35	435	<b>23051</b>
HQ Pakistan Rangers Sindh, Karachi.	0	1453	0	0	13351	4194	3001	1420	635	0	383	0	659	256	37	487	<b>25876</b>
Pakistan Coast Guards, Karachi.	0	0	0	198	2149	574	563	178	207	0	121	3	0	81	3	18	<b>4095</b>
HQ Frontier Corps KP (North), Peshawar.	586	1538	559	517	15200	7783	4446	3159	2400	238	1111	213	133	253	28	29	<b>38193</b>
HQ Frontier Corps KP (South), Dera Ismail Khan.	0	2055	0	1115	15544	6458	4145	0	3496	0	1015	0	0	527	92	37	<b>34484</b>
<b>21. Kashmir Affairs &amp; Gilgit Baltistan Division.</b>	<b>35</b>	<b>19</b>	<b>4</b>	<b>12</b>	<b>14</b>	<b>2</b>	<b>1</b>	<b>0</b>	<b>16</b>	<b>8</b>	<b>13</b>	<b>4</b>	<b>0</b>	<b>17</b>	<b>5</b>	<b>30</b>	<b>180</b>
Main, Islamabad.	5	15	3	6	1	1	1	0	11	0	5	0	0	15	2	25	<b>90</b>
Directorate of Health Services AK, Rawalpindi	2	2	0	0	0	1	0	0	0	0	1	0	0	0	0	1	<b>7</b>
Jammu and Kashmir Refugees Rehabilitation Organization, Islamabad	0	2	1	0	0	0	0	0	1	0	2	0	0	1	0	1	<b>8</b>
Office of the Administrator J & K State Property in Pakistan, Lahore.	28	0	0	6	13	0	0	0	4	8	5	4	0	1	3	3	<b>75</b>

**TABLE-29**  
**SANCTIONED STRENGTH BY BASIC SCALE AND DIVISION / ATTACHED DEPARTMENTS / SU-ORDINATE OFFICES**

DIVISION / OFFICE	BASIC SCALE 17 TO 22							G. TOTAL BS 1-22
	17	18	19	20	21	22	SUB.TOTAL	
<b>20. Interior Division</b>	<b>2685</b>	<b>910</b>	<b>423</b>	<b>58</b>	<b>19</b>	<b>4</b>	<b>4099</b>	<b>244540</b>
Main, Islamabad.	60	43	16	9	6	2	136	615
Directorate General of Civil Defence Islamabad,Lahore,Karachi, Peshawar, Quetta, AJ&K, Muzaffarabad.	14	2	3	1	0	0	20	350
Directorate General of Immigration and Passports, HQ Islamabad.	270	27	8	1	0	0	306	1741
Federal Investigation Agency, HQ Islamabad.	334	91	35	26	7	1	494	4189
Islamabad Capital Territory Administration, Islamabad.	140	39	16	3	2	0	200	12196
National Academy for Prisons Administration, Lahore.	5	1	0	1	0	0	7	58
Gilgit Baltistan Scouts HQ, Gilgit.	7	31	10	1	0	0	49	3057
HQ Frontier Constabulary KP, Peshawar	56	16	4	2	0	1	79	27765
HQ Frontier Corps (North) Balochistan, Quetta.	261	130	77	3	1	0	472	41778
HQ Frontier Corps (South) Balochistan, Turbat.	84	52	40	2	0	0	178	24934
HQ Pakistan Rangers Punjab, Lahore.	320	42	5	0	0	0	367	23418
HQ Pakistan Rangers Sindh, Karachi.	383	112	63	2	1	0	561	26437
Pakistan Coast Guards, Karachi.	49	39	9	1	0	0	98	4193
HQ Frontier Corps KP (North),Peshawar. Peshawar.	355	156	74	3	1	0	589	38782
HQ Frontier Corps KP (South), Dera Ismail Khan.	347	129	63	3	1	0	543	35027
<b>21. Kashmir Affairs &amp; Gilgit Baltistan Division.</b>	<b>18</b>	<b>6</b>	<b>6</b>	<b>2</b>	<b>1</b>	<b>1</b>	<b>34</b>	<b>214</b>
Main, Islamabad.	14	5	5	2	1	1	28	118
Directorate of Health Services AK, Rawalpindi	1	0	0	0	0	0	1	8
Jammu and Kashmir Refugees Rehabilitation Organization, Islamabad	0	0	0	0	0	0	0	8
Office of the Administrator J & K State Property in Pakistan, Lahore.	3	1	1	0	0	0	5	80

**TABLE-29**  
**SANCTIONED STRENGTH BY BASIC SCALE AND DIVISION / ATTACHED DEPARTMENTS / SU-ORDINATE OFFICES**

BASIC SCALE 1 TO 16																	
DIVISION / OFFICE	1	2	3	4	5	6	7	8	9	10	11	12	13	14	15	16	SUB. TOTAL
<b>22. Law &amp; Justice Division</b>	<b>410</b>	<b>612</b>	<b>171</b>	<b>238</b>	<b>123</b>	<b>2</b>	<b>364</b>	<b>26</b>	<b>338</b>	<b>22</b>	<b>154</b>	<b>16</b>	<b>1</b>	<b>128</b>	<b>46</b>	<b>312</b>	<b>2963</b>
Main, Islamabad.	127	36	0	26	0	0	8	2	50	0	28	7	0	51	1	115	<b>451</b>
Accountability Courts, (Over all Pakistan).	32	43	14	11	11	0	22	0	23	0	23	4	0	18	4	18	<b>223</b>
Appellate Tribunal Inland Revenue Islamabad, Rawalpindi, Karachi, Peshawar, Lahore.	14	115	77	17	19	0	57	0	72	20	22	0	1	2	0	50	<b>466</b>
Banking Courts, (Over all Pakistan)	14	157	28	3	25	1	59	19	87	2	27	0	0	9	5	24	<b>460</b>
Commercial Courts, Karachi, Lahore.	0	3	1	0	0	0	1	0	1	0	2	0	0	0	2	0	<b>10</b>
Customs, Excise & Sales Tax Appellate Tribunal, (Over all Pakistan)	7	41	16	4	12	0	24	0	16	0	0	0	0	0	4	20	<b>144</b>
Drug Courts, (Over all Pakistan).	7	15	5	3	3	1	14	0	6	0	5	2	0	3	2	5	<b>71</b>
Environmental Protection Tribunal Karachi, Lahore, Peshawar, Quetta	14	26	0	7	5	0	4	0	4	0	4	0	0	4	3	9	<b>80</b>
Federal Service Tribunal, Islamabad	31	12	0	16	0	0	0	0	12	0	9	1	0	3	2	20	<b>106</b>
Federal Shariat Court, Islamabad.	0	73	13	0	23	0	0	0	31	0	10	0	0	3	19	15	<b>187</b>
Foreign Exchange Regulation Appellate Board, Karachi, Lahore.	1	2	1	0	0	0	1	0	1	0	0	0	0	0	0	0	<b>6</b>
Insurance Appellate Tribunal, Karachi.	0	2	0	0	1	0	0	0	2	0	1	0	0	0	0	2	<b>8</b>
Law & Justice Commission of Pakistan, Islamabad.	3	7	4	2	1	0	2	0	7	0	5	0	0	2	1	12	<b>46</b>
Office of the Attorney General/ Deputy Attorney General's and Standing Council, Head Office, Islamabad.	147	6	0	147	0	0	147	0	5	0	0	0	0	14	0	0	<b>466</b>
Regional Directorate of Human Rights, Lahore, Karachi, Peshawar, Quetta.	4	8	0	0	4	0	0	0	0	0	0	2	0	14	1	3	<b>36</b>
Special Courts (CNS) (Over all Pakistan).	2	26	2	1	4	0	7	4	6	0	6	0	0	2	1	5	<b>66</b>
Special Courts (Customs, Taxation & Anti Smuggling) Karachi, Rawalpindi, Peshawar, Lahore.	3	12	1	0	4	0	5	1	4	0	4	0	0	0	0	4	<b>38</b>
Special Courts (Offences in Banks), Lahore, Peshawar, Karachi.	3	11	4	0	3	0	5	0	3	0	2	0	0	1	1	3	<b>36</b>
Special Courts Central, (Over all Pakistan).	1	17	5	1	8	0	8	0	8	0	6	0	0	2	0	7	<b>63</b>
<b>23. Maritime Affairs Division.</b>	<b>51</b>	<b>77</b>	<b>19</b>	<b>31</b>	<b>22</b>	<b>4</b>	<b>16</b>	<b>2</b>	<b>38</b>	<b>20</b>	<b>39</b>	<b>35</b>	<b>6</b>	<b>25</b>	<b>6</b>	<b>67</b>	<b>458</b>
Main, Islamabad.	0	52	0	9	3	2	0	0	13	1	5	0	0	19	4	41	<b>149</b>

**TABLE-29**  
**SANCTIONED STRENGTH BY BASIC SCALE AND DIVISION / ATTACHED DEPARTMENTS / SU-ORDINATE OFFICES**

DIVISION / OFFICE	BASIC SCALE 17 TO 22							G. TOTAL BS 1-22
	17	18	19	20	21	22	SUB.TOTAL	
<b>22. Law &amp; Justice Division</b>	<b>121</b>	<b>92</b>	<b>57</b>	<b>125</b>	<b>199</b>	<b>17</b>	<b>611</b>	<b>3574</b>
Main, Islamabad.	33	18	14	10	6	1	82	533
Accountability Courts, (Over all Pakistan).	3	15	1	0	21	0	40	263
Appellate Tribunal Inland Revenue Islamabad, Rawalpindi, Karachi, Peshawar, Lahore.	20	3	13	0	39	1	76	542
Banking Courts, (Over all Pakistan)	7	0	1	0	27	0	35	495
Commercial Courts, Karachi, Lahore.	0	0	1	0	2	0	3	13
Customs, Excise & Sales Tax Appellate Tribunal, (Over all Pakistan)	8	5	3	0	15	1	32	176
Drug Courts, (Over all Pakistan).	3	1	5	1	6	0	16	87
Environmental Protection Tribunal Karachi, Lahore, Peshawar, Quetta	5	1	0	4	7	1	18	98
Federal Service Tribunal, Islamabad	7	7	6	0	4	7	31	137
Federal Shariat Court, Islamabad.	16	25	8	6	2	1	58	245
Foreign Exchange Regulation Appellate Board, Karachi, Lahore.	0	0	0	0	2	0	2	8
Insurance Appellate Tribunal, Karachi.	0	0	0	1	1	0	2	10
Law & Justice Commission of Pakistan, Islamabad.	9	5	5	3	1	0	23	69
Office of the Attorney General / Deputy Attorney General's and Standing Council, Head Office, Islamabad.	0	0	0	100	42	5	147	613
Regional Directorate of Human Rights, Lahore, Karachi, Peshawar, Quetta.	3	8	0	0	4	0	15	51
Special Courts (CNS) (Over all Pakistan).	3	3	0	0	6	0	12	78
Special Courts (Customs, Taxation & Anti Smuggling) Karachi, Rawalpindi, Peshawar, Lahore.	0	0	0	0	3	0	3	41
Special Courts (Offences in Banks), Lahore, Peshawar, Karachi.	4	0	0	0	3	0	7	43
Special Courts Central, (Over all Pakistan).	0	1	0	0	8	0	9	72
<b>23. Maritime Affairs Division.</b>	<b>40</b>	<b>20</b>	<b>11</b>	<b>6</b>	<b>3</b>	<b>1</b>	<b>81</b>	<b>539</b>
Main, Islamabad.	25	3	5	5	3	1	42	191

**TABLE-29**  
**SANCTIONED STRENGTH BY BASIC SCALE AND DIVISION / ATTACHED DEPARTMENTS / SU-ORDINATE OFFICES**

BASIC SCALE 1 TO 16																	
DIVISION / OFFICE	1	2	3	4	5	6	7	8	9	10	11	12	13	14	15	16	SUB. TOTAL
Directorate of Dock Workers Safety, Karachi	2	4	4	2	2	1	1	0	4	0	3	0	0	3	1	4	31
Government Shipping Office, Karachi	0	3	3	0	2	0	0	0	7	2	7	0	0	0	0	1	25
Marine Biological Research Laboratory, Karachi.	4	2	4	3	4	0	2	2	2	3	1	0	4	0	0	3	34
Marine Fisheries Department, Karachi.	39	13	2	8	0	0	12	0	7	11	16	34	2	3	0	16	163
Mercantile Marine Department, Karachi.	6	3	6	9	11	1	1	0	5	3	7	1	0	0	1	2	56
<b>24. Narcotics Control Division</b>	<b>330</b>	<b>26</b>	<b>2</b>	<b>111</b>	<b>836</b>	<b>0</b>	<b>745</b>	<b>89</b>	<b>214</b>	<b>0</b>	<b>131</b>	<b>1</b>	<b>1</b>	<b>306</b>	<b>0</b>	<b>228</b>	<b>3020</b>
Main, Islamabad.	10	26	2	5	0	0	8	0	8	0	5	1	0	9	0	25	99
Anti Narcotics Force, Rawalpindi.	320	0	0	106	836	0	737	89	206	0	126	0	1	297	0	203	2921
<b>25. National Food Security &amp; Research Division.</b>	<b>196</b>	<b>289</b>	<b>19</b>	<b>79</b>	<b>165</b>	<b>15</b>	<b>38</b>	<b>0</b>	<b>116</b>	<b>32</b>	<b>86</b>	<b>7</b>	<b>39</b>	<b>59</b>	<b>35</b>	<b>171</b>	<b>1346</b>
Main, Islamabad.	40	12	2	19	6	0	0	0	20	0	13	0	0	23	24	21	180
Agriculture Policy Institute, Islamabad.	0	27	0	9	0	0	0	0	7	0	1	0	0	3	0	20	67
Animal Quarantine Department, Karachi.	54	0	0	0	18	0	17	0	0	0	7	0	0	9	0	10	115
Department of Plant Protection, Karachi.	0	227	13	0	97	15	19	0	51	19	44	0	34	5	0	94	618
Federal Seed Certification & Registration Department, Islamabad.	95	1	0	46	42	0	1	0	34	13	14	0	5	15	10	13	289
National Fertilizer Development Centre, Islamabad.	2	8	4	3	1	0	1	0	2	0	4	1	0	2	0	7	35
National Veterinary Laboratory, Islamabad.	5	14	0	2	1	0	0	0	2	0	3	6	0	2	1	6	42
<b>26. National Health Services Regulations &amp; Coordination Division</b>	<b>325</b>	<b>162</b>	<b>25</b>	<b>115</b>	<b>45</b>	<b>46</b>	<b>54</b>	<b>18</b>	<b>164</b>	<b>4</b>	<b>27</b>	<b>21</b>	<b>10</b>	<b>78</b>	<b>10</b>	<b>96</b>	<b>1200</b>
Main, Islamabad.	8	66	7	2	6	18	1	0	21	0	9	5	0	26	0	36	205
Directorate of Central Health Establishments, Islamabad.	285	31	0	80	12	28	39	4	133	2	2	0	10	10	1	13	650
Directorate of Malaria Control, Islamabad.	10	1	0	5	1	0	0	0	1	0	2	0	0	3	7	3	33
Directorate of Central Warehouse & Supplies, Karachi.	0	18	3	5	2	0	6	0	4	0	0	1	0	5	0	3	47
Expanded Programme on Immunization, Islamabad.	0	21	0	0	10	0	1	0	0	0	5	6	0	12	0	5	60
National Aids Control Programme, Islamabad.	0	2	0	0	1	0	1	1	1	0	0	2	0	0	0	4	12

**TABLE-29**  
**SANCTIONED STRENGTH BY BASIC SCALE AND DIVISION / ATTACHED DEPARTMENTS / SU-ORDINATE OFFICES**

DIVISION / OFFICE	BASIC SCALE 17 TO 22						SUB.TOTAL	G. TOTAL BS 1-22
	17	18	19	20	21	22		
Directorate of Dock Workers Safety, Karachi	2	1	1	0	0	0	4	35
Government Shipping Office, Karachi	0	1	1	0	0	0	2	27
Marine Biological Research Laboratory, Karachi.	3	0	0	0	0	0	3	37
Marine Fisheries Department, Karachi.	10	11	4	1	0	0	26	189
Mercantile Marine Department, Karachi.	0	4	0	0	0	0	4	60
<b>24. Narcotics Control Division</b>	<b>103</b>	<b>68</b>	<b>26</b>	<b>11</b>	<b>2</b>	<b>1</b>	<b>211</b>	<b>3231</b>
Main, Islamabad.	3	10	5	0	1	1	20	119
Anti Narcotics Force, Rawalpindi.	100	58	21	11	1	0	191	3112
<b>25. National Food Security &amp; Research Division.</b>	<b>180</b>	<b>63</b>	<b>41</b>	<b>18</b>	<b>2</b>	<b>1</b>	<b>305</b>	<b>1651</b>
Main, Islamabad.	31	7	9	8	1	1	57	237
Agriculture Policy Institute, Islamabad.	6	12	11	4	1	0	34	101
Animal Quarantine Department, Karachi.	13	9	1	0	0	0	23	138
Department of Plant Protection, Karachi.	37	11	8	3	0	0	59	677
Federal Seed Certification & Registration Department, Islamabad.	83	17	7	1	0	0	108	397
National Fertilizer Development Centre, Islamabad.	3	4	3	1	0	0	11	46
National Veterinary Laboratory, Islamabad.	7	3	2	1	0	0	13	55
<b>26. National Health Services Regulations &amp; Coordination Division</b>	<b>184</b>	<b>60</b>	<b>37</b>	<b>10</b>	<b>2</b>	<b>2</b>	<b>295</b>	<b>1495</b>
Main, Islamabad.	37	20	19	5	1	1	83	288
Directorate of Central Health Establishments, Islamabad.	106	12	2	0	0	0	120	770
Directorate of Malaria Control, Islamabad.	1	3	1	0	0	0	5	38
Directorate of Central Warehouse & Supplies, Karachi.	1	2	1	0	0	0	4	51
Expanded Programme on Immunization, Islamabad.	10	6	2	1	0	0	19	79
National Aids Control Programme, Islamabad.	2	0	1	0	0	0	3	15



**TABLE-29**  
**SANCTIONED STRENGTH BY BASIC SCALE AND DIVISION / ATTACHED DEPARTMENTS / SU-ORDINATE OFFICES**

DIVISION / OFFICE	BASIC SCALE 1 TO 16																SUB. TOTAL
	1	2	3	4	5	6	7	8	9	10	11	12	13	14	15	16	
National Health Information Resource Centre, Islamabad.	8	0	0	4	0	0	0	0	0	0	0	0	0	3	0	2	17
National Health Emergency Preparedness & Response Network, Islamabad.	2	6	0	9	0	0	0	6	0	2	0	0	0	4	0	11	40
National Research Institute Fertility Care, Karachi.	0	14	3	0	10	0	4	5	0	0	5	2	0	10	0	8	61
National Institute of Population Studies, Islamabad.	12	3	0	7	1	0	2	0	3	0	1	4	0	2	2	9	46
Regional Training Institute, Islamabad	0	0	12	3	2	0	0	2	1	0	3	1	0	3	0	2	29
<b>27. National History &amp; Literary Heritage Division</b>	<b>91</b>	<b>38</b>	<b>14</b>	<b>15</b>	<b>15</b>	<b>0</b>	<b>24</b>	<b>1</b>	<b>41</b>	<b>3</b>	<b>35</b>	<b>15</b>	<b>10</b>	<b>35</b>	<b>33</b>	<b>61</b>	<b>431</b>
Main, Islamabad.	30	3	0	9	0	0	0	0	10	0	5	0	0	12	15	11	95
Department of Archaeology & Museums, Islamabad.	23	7	0	3	6	0	4	1	12	1	8	1	2	4	9	9	90
National Language Promotion Department, Islamabad.	24	0	3	0	0	0	7	0	4	0	12	0	0	8	6	16	80
National Library of Pakistan, Islamabad.	8	7	9	1	6	0	6	0	12	0	2	7	1	1	0	12	72
Urdu Dictionary Board, Karachi.	6	3	1	0	0	0	6	0	1	0	7	3	7	2	1	9	46
Urdu Science Board, Lahore.	0	18	1	2	3	0	1	0	2	2	1	4	0	8	2	4	48
<b>28. National Security Division, Islamabad.</b>	<b>6</b>	<b>1</b>	<b>2</b>	<b>2</b>	<b>0</b>	<b>0</b>	<b>0</b>	<b>1</b>	<b>0</b>	<b>0</b>	<b>0</b>	<b>0</b>	<b>0</b>	<b>0</b>	<b>0</b>	<b>5</b>	<b>17</b>
<b>29. Overseas Pakistan and Human Resource Development Division</b>	<b>91</b>	<b>56</b>	<b>72</b>	<b>33</b>	<b>5</b>	<b>0</b>	<b>43</b>	<b>0</b>	<b>73</b>	<b>1</b>	<b>45</b>	<b>38</b>	<b>0</b>	<b>83</b>	<b>39</b>	<b>150</b>	<b>729</b>
Main, Islamabad.	9	0	72	1	0	0	28	0	32	0	11	0	0	33	0	74	260
Bureau of Emigration & Overseas Employment, Islamabad.	82	1	0	19	0	0	0	0	33	0	23	38	0	36	38	59	329
National Industrial Relations Commission, Islamabad.	0	55	0	13	5	0	15	0	8	1	11	0	0	14	1	17	140
<b>30. Parliamentary Affairs Division, Islamabad.</b>	<b>51</b>	<b>8</b>	<b>0</b>	<b>17</b>	<b>1</b>	<b>0</b>	<b>0</b>	<b>0</b>	<b>15</b>	<b>0</b>	<b>12</b>	<b>1</b>	<b>0</b>	<b>15</b>	<b>18</b>	<b>22</b>	<b>160</b>
<b>31. Petroleum Division.</b>	<b>397</b>	<b>29</b>	<b>54</b>	<b>95</b>	<b>16</b>	<b>12</b>	<b>72</b>	<b>0</b>	<b>120</b>	<b>3</b>	<b>67</b>	<b>3</b>	<b>2</b>	<b>63</b>	<b>28</b>	<b>126</b>	<b>1087</b>
Main, Islamabad.	90	2	4	20	1	0	1	0	26	0	12	0	0	41	11	60	268
Central Inspectorate of Mines, Islamabad.	0	4	0	1	1	0	1	0	2	0	2	0	0	1	0	1	13
Geological Survey of Pakistan, Quetta.	307	23	50	74	14	12	70	0	92	3	53	3	2	21	17	65	806

**TABLE-29**  
**SANCTIONED STRENGTH BY BASIC SCALE AND DIVISION / ATTACHED DEPARTMENTS / SU-ORDINATE OFFICES**

DIVISION / OFFICE	BASIC SCALE 17 TO 22							G. TOTAL BS 1-22
	17	18	19	20	21	22	SUB.TOTAL	
National Health Information Resource Centre, Islamabad.	2	2	2	1	0	0	7	24
National Health Emergency Preparedness & Response Network, Islamabad.	1	5	1	1	0	0	8	48
National Research Institute Fertility Care, Karachi.	7	4	3	0	0	0	14	75
National Institute of Population Studies, Islamabad.	11	5	4	2	1	1	24	70
Regional Training Institute, Islamabad	6	1	1	0	0	0	8	37
<b>27. National History &amp; Literary Heritage Division</b>	<b>52</b>	<b>24</b>	<b>12</b>	<b>4</b>	<b>0</b>	<b>1</b>	<b>93</b>	<b>524</b>
Main, Islamabad.	6	9	5	2	0	1	23	118
Department of Archaeology & Museums, Islamabad.	6	2	1	1	0	0	10	100
National Language Promotion Department, Islamabad.	11	6	4	1	0	0	22	102
National Library of Pakistan, Islamabad.	11	2	1	0	0	0	14	86
Urdu Dictionary Board, Karachi.	5	3	0	0	0	0	8	54
Urdu Science Board, Lahore.	13	2	1	0	0	0	16	64
<b>28. National Security Division, Islamabad.</b>	<b>4</b>	<b>1</b>	<b>2</b>	<b>1</b>	<b>2</b>	<b>1</b>	<b>11</b>	<b>28</b>
<b>29. Overseas Pakistanis and Human Resource Development Division</b>	<b>62</b>	<b>50</b>	<b>22</b>	<b>3</b>	<b>13</b>	<b>2</b>	<b>152</b>	<b>881</b>
Main, Islamabad.	8	29	11	1	3	1	53	313
Bureau of Emigration & Overseas Employment, Islamabad.	44	21	9	1	1	0	76	405
National Industrial Relations Commission, Islamabad.	10	0	2	1	9	1	23	163
<b>30. Parliamentary Affairs Division, Islamabad.</b>	<b>19</b>	<b>3</b>	<b>7</b>	<b>3</b>	<b>1</b>	<b>2</b>	<b>35</b>	<b>195</b>
<b>31. Petroleum Division.</b>	<b>206</b>	<b>91</b>	<b>38</b>	<b>13</b>	<b>3</b>	<b>2</b>	<b>353</b>	<b>1440</b>
Main, Islamabad.	38	30	20	9	2	2	101	369
Central Inspectorate of Mines, Islamabad.	1	1	1	0	0	0	3	16
Geological Survey of Pakistan, Quetta.	167	60	17	4	1	0	249	1055

**TABLE-29**  
**SANCTIONED STRENGTH BY BASIC SCALE AND DIVISION / ATTACHED DEPARTMENTS / SU-ORDINATE OFFICES**

BASIC SCALE 1 TO 16																	
DIVISION / OFFICE	1	2	3	4	5	6	7	8	9	10	11	12	13	14	15	16	SUB. TOTAL
<b>32. Planning Development and Reform Division</b>	<b>466</b>	<b>270</b>	<b>184</b>	<b>152</b>	<b>752</b>	<b>364</b>	<b>1158</b>	<b>366</b>	<b>382</b>	<b>55</b>	<b>331</b>	<b>111</b>	<b>105</b>	<b>365</b>	<b>199</b>	<b>368</b>	<b>5628</b>
Main, Islamabad.	207	17	0	48	3	0	0	0	61	0	31	0	1	72	80	121	<b>641</b>
Jawaid Azfar Computer Centre, Islamabad.	5	0	0	0	0	0	0	0	1	0	1	0	0	0	1	4	<b>12</b>
National Logistic Cell, Rawalpindi.	241	248	184	102	748	364	1155	366	318	55	299	110	104	292	115	238	<b>4939</b>
Pakistan Planning and Management Institute, Islamabad.	13	5	0	2	1	0	3	0	2	0	0	1	0	1	3	5	<b>36</b>
<b>33. Privatization Division, Islamabad.</b>	<b>20</b>	<b>0</b>	<b>3</b>	<b>7</b>	<b>0</b>	<b>0</b>	<b>1</b>	<b>0</b>	<b>13</b>	<b>0</b>	<b>3</b>	<b>0</b>	<b>0</b>	<b>4</b>	<b>0</b>	<b>15</b>	<b>66</b>
<b>34. Postal Services Division</b>	<b>1524</b>	<b>5948</b>	<b>679</b>	<b>573</b>	<b>142</b>	<b>217</b>	<b>6412</b>	<b>707</b>	<b>12234</b>	<b>27</b>	<b>587</b>	<b>182</b>	<b>0</b>	<b>1308</b>	<b>51</b>	<b>50</b>	<b>30641</b>
Main, Islamabad.	0	0	16	0	4	0	0	0	4	0	3	0	0	4	5	5	<b>41</b>
Pakistan Post Office Department, (Over all Pakistan).	1524	5948	663	573	138	217	6412	707	12230	27	584	182	0	1304	46	45	<b>30600</b>
<b>35. Power Division Islamabad.</b>	<b>0</b>	<b>35</b>	<b>3</b>	<b>0</b>	<b>0</b>	<b>0</b>	<b>14</b>	<b>0</b>	<b>14</b>	<b>0</b>	<b>4</b>	<b>0</b>	<b>0</b>	<b>16</b>	<b>0</b>	<b>37</b>	<b>123</b>
<b>36. Religious Affairs and Inter-faith Harmony Division.</b>	<b>97</b>	<b>46</b>	<b>10</b>	<b>35</b>	<b>15</b>	<b>5</b>	<b>4</b>	<b>0</b>	<b>49</b>	<b>0</b>	<b>36</b>	<b>3</b>	<b>0</b>	<b>31</b>	<b>37</b>	<b>72</b>	<b>440</b>
Main, Islamabad.	54	28	2	20	3	3	2	0	33	0	16	3	0	22	32	45	<b>263</b>
Directorate of Hajj, (Over all Pakistan).	43	18	8	15	12	2	2	0	16	0	20	0	0	9	5	27	<b>177</b>
<b>37. Revenue Division</b>	<b>3219</b>	<b>914</b>	<b>955</b>	<b>1192</b>	<b>3825</b>	<b>1</b>	<b>551</b>	<b>34</b>	<b>1996</b>	<b>58</b>	<b>2455</b>	<b>509</b>	<b>7</b>	<b>1768</b>	<b>116</b>	<b>7657</b>	<b>25257</b>
Main, Islamabad.	3	1	6	2	4	0	0	0	6	0	0	0	0	5	2	6	<b>35</b>
Federal Board of Revenue Including (Customs, Central Excise Sales Tax & Incom Tax Department), HQ, Islamabad	3216	913	949	1190	3821	1	551	34	1990	58	2455	509	7	1763	114	7651	<b>25222</b>
<b>38. Railways Division</b>	<b>16984</b>	<b>14956</b>	<b>2481</b>	<b>8036</b>	<b>13522</b>	<b>13792</b>	<b>3054</b>	<b>4260</b>	<b>3584</b>	<b>1114</b>	<b>4253</b>	<b>2595</b>	<b>1018</b>	<b>2675</b>	<b>1301</b>	<b>1240</b>	<b>94865</b>
Main, Islamabad.	44	14	0	18	0	1	0	0	15	0	8	3	0	25	0	62	<b>190</b>
Pakistan Railways HQ, Lahore.	16940	14942	2481	8018	13522	13791	3054	4260	3569	1114	4245	2592	1018	2650	1301	1178	<b>94675</b>
<b>39. Science &amp; Technology Division, Islamabad.</b>	<b>58</b>	<b>4</b>	<b>0</b>	<b>15</b>	<b>0</b>	<b>1</b>	<b>0</b>	<b>0</b>	<b>9</b>	<b>0</b>	<b>3</b>	<b>0</b>	<b>0</b>	<b>19</b>	<b>27</b>	<b>28</b>	<b>164</b>
<b>40. States and Frontier Regions Division</b>	<b>50</b>	<b>114</b>	<b>5</b>	<b>15</b>	<b>291</b>	<b>15</b>	<b>85</b>	<b>0</b>	<b>112</b>	<b>0</b>	<b>41</b>	<b>0</b>	<b>0</b>	<b>56</b>	<b>13</b>	<b>77</b>	<b>874</b>
Main, Islamabad.	28	7	0	13	0	0	0	0	13	0	9	0	0	17	7	28	<b>122</b>
Chief Commissioner for Afghan Refugees, Islamabad, Lahore, Quetta, Peshawar.	22	107	5	2	291	15	85	0	99	0	32	0	0	39	6	49	<b>752</b>
<b>41. Statistics Division</b>	<b>170</b>	<b>119</b>	<b>124</b>	<b>152</b>	<b>33</b>	<b>21</b>	<b>12</b>	<b>8</b>	<b>280</b>	<b>7</b>	<b>149</b>	<b>174</b>	<b>13</b>	<b>245</b>	<b>325</b>	<b>1187</b>	<b>3019</b>
Main, Islamabad.	0	0	29	0	0	6	1	0	6	0	4	0	0	8	0	17	<b>71</b>
Pakistan Bureau of Statistics, Islamabad.	170	119	95	152	33	15	11	8	274	7	145	174	13	237	325	1170	<b>2948</b>

**TABLE-29**  
**SANCTIONED STRENGTH BY BASIC SCALE AND DIVISION / ATTACHED DEPARTMENTS / SU-ORDINATE OFFICES**

DIVISION / OFFICE	BASIC SCALE 17 TO 22							G. TOTAL BS 1-22
	17	18	19	20	21	22	SUB.TOTAL	
<b>32. Planning Development and Reform Division</b>	<b>221</b>	<b>253</b>	<b>163</b>	<b>57</b>	<b>11</b>	<b>2</b>	<b>707</b>	<b>6335</b>
Main, Islamabad.	87	137	61	35	9	2	331	972
Jawaid Azfar Computer Centre, Islamabad.	1	3	0	0	1	0	5	17
National Logistic Cell, Rawalpindi.	131	111	100	21	1	0	364	5303
Pakistan Planning and Management Institute, Islamabad.	2	2	2	1	0	0	7	43
<b>33. Privatization Division, Islamabad.</b>	<b>2</b>	<b>4</b>	<b>3</b>	<b>1</b>	<b>0</b>	<b>1</b>	<b>11</b>	<b>77</b>
<b>34. Postal Services Division</b>	<b>139</b>	<b>62</b>	<b>34</b>	<b>17</b>	<b>8</b>	<b>3</b>	<b>263</b>	<b>30904</b>
Main, Islamabad.	0	7	2	1	0	1	11	52
Pakistan Post Office Department, (Over all Pakistan).	139	55	32	16	8	2	252	30852
<b>35. Power Division Islamabad.</b>	<b>0</b>	<b>26</b>	<b>5</b>	<b>6</b>	<b>2</b>	<b>1</b>	<b>40</b>	<b>163</b>
<b>36. Religious Affairs and Inter-faith Harmony Division.</b>	<b>27</b>	<b>20</b>	<b>15</b>	<b>6</b>	<b>2</b>	<b>1</b>	<b>71</b>	<b>511</b>
Main, Islamabad.	17	13	9	6	2	1	48	311
Directorate of Hajj, (Over all Pakistan).	10	7	6	0	0	0	23	200
<b>37. Revenue Division</b>	<b>1077</b>	<b>651</b>	<b>468</b>	<b>251</b>	<b>75</b>	<b>10</b>	<b>2532</b>	<b>27789</b>
Main, Islamabad.	4	1	2	2	1	1	11	46
Federal Board of Revenue Including (Customs, Central Excise Sales Tax & Incom Tax Department), HQ, Islamabad	1073	650	466	249	74	9	2521	27743
<b>38. Railways Division</b>	<b>559</b>	<b>330</b>	<b>105</b>	<b>53</b>	<b>12</b>	<b>3</b>	<b>1062</b>	<b>95927</b>
Main, Islamabad.	25	11	8	3	2	1	50	240
Pakistan Railways HQ, Lahore.	534	319	97	50	10	2	1012	95687
<b>39. Science &amp; Technology Division, Islamabad.</b>	<b>8</b>	<b>18</b>	<b>10</b>	<b>7</b>	<b>1</b>	<b>1</b>	<b>45</b>	<b>209</b>
<b>40. States and Frontier Regions Division, Islamabad.</b>	<b>58</b>	<b>21</b>	<b>10</b>	<b>4</b>	<b>3</b>	<b>1</b>	<b>97</b>	<b>971</b>
Main, Islamabad.	8	11	7	0	2	1	29	151
Chief Commissioner for Afghan Refugees, Islamabad, Lahore, Quetta, Peshawar.	50	10	3	4	1	0	68	820
<b>41. Statistics Division</b>	<b>519</b>	<b>107</b>	<b>42</b>	<b>19</b>	<b>1</b>	<b>1</b>	<b>689</b>	<b>3708</b>
Main, Islamabad.	9	0	1	0	1	1	12	83
Pakistan Bureau of Statistics, Islamabad.	510	107	41	19	0	0	677	3625

**TABLE-29**  
**SANCTIONED STRENGTH BY BASIC SCALE AND DIVISION / ATTACHED DEPARTMENTS / SU-ORDINATE OFFICES**

<b>BASIC SCALE 1 TO 16</b>																	
<b>DIVISION / OFFICE</b>	<b>1</b>	<b>2</b>	<b>3</b>	<b>4</b>	<b>5</b>	<b>6</b>	<b>7</b>	<b>8</b>	<b>9</b>	<b>10</b>	<b>11</b>	<b>12</b>	<b>13</b>	<b>14</b>	<b>15</b>	<b>16</b>	<b>SUB.</b>
<b>42. Textile Division.</b>	<b>10</b>	<b>54</b>	<b>2</b>	<b>2</b>	<b>16</b>	<b>0</b>	<b>0</b>	<b>0</b>	<b>19</b>	<b>0</b>	<b>22</b>	<b>7</b>	<b>0</b>	<b>20</b>	<b>20</b>	<b>25</b>	<b>197</b>
Main, Islamabad.	0	53	2	0	16	0	0	0	12	0	12	0	0	16	17	16	144
Textile Commissioner's Organization, Karachi.	10	1	0	2	0	0	0	0	7	0	10	7	0	4	3	9	53
<b>43. Water Resources Division</b>	<b>63</b>	<b>3</b>	<b>2</b>	<b>18</b>	<b>4</b>	<b>1</b>	<b>0</b>	<b>0</b>	<b>11</b>	<b>0</b>	<b>14</b>	<b>1</b>	<b>3</b>	<b>14</b>	<b>10</b>	<b>52</b>	<b>196</b>
Main, Islamabad.	5	0	2	0	0	0	0	0	0	0	0	0	0	7	1	14	29
Office of the Chief Engineering Adviser Chairman Federal Flood Commission, Islamabad.	40	2	0	12	1	0	0	0	5	0	9	0	1	5	9	32	116
Pakistan Commissioner for Indus Waters, Lahore.	18	1	0	6	3	1	0	0	6	0	5	1	2	2	0	6	51
<b>44. President's Secretariat (Public), Islamabad.</b>	<b>68</b>	<b>11</b>	<b>0</b>	<b>62</b>	<b>1</b>	<b>0</b>	<b>2</b>	<b>0</b>	<b>19</b>	<b>1</b>	<b>17</b>	<b>2</b>	<b>0</b>	<b>14</b>	<b>2</b>	<b>63</b>	<b>262</b>
<b>45. President's Secretariat (Personal), Islamabad.</b>	<b>80</b>	<b>52</b>	<b>56</b>	<b>39</b>	<b>88</b>	<b>31</b>	<b>32</b>	<b>13</b>	<b>38</b>	<b>0</b>	<b>23</b>	<b>4</b>	<b>0</b>	<b>20</b>	<b>3</b>	<b>34</b>	<b>513</b>
<b>46. Prime Minister's Office (Public)</b>	<b>37</b>	<b>109</b>	<b>6</b>	<b>45</b>	<b>32</b>	<b>0</b>	<b>0</b>	<b>0</b>	<b>36</b>	<b>0</b>	<b>35</b>	<b>4</b>	<b>1</b>	<b>33</b>	<b>46</b>	<b>113</b>	<b>497</b>
Main, Islamabad.	27	24	0	35	1	0	0	0	15	0	13	4	0	10	38	36	203
Board of Investment, Islamabad.	0	79	4	2	24	0	0	0	16	0	17	0	1	16	1	67	227
National Commission for Government Reforms, Islamabad.	2	4	2	2	5	0	0	0	3	0	2	0	0	2	4	2	28
Prime Minister's Inspection Commission, Islamabad.	8	2	0	6	2	0	0	0	2	0	3	0	0	5	3	8	39
<b>47. Prime Minister's Office (Internal), Islamabad.</b>	<b>190</b>	<b>13</b>	<b>3</b>	<b>68</b>	<b>59</b>	<b>6</b>	<b>8</b>	<b>7</b>	<b>52</b>	<b>5</b>	<b>24</b>	<b>1</b>	<b>0</b>	<b>15</b>	<b>25</b>	<b>19</b>	<b>495</b>
<b>48. National Assembly Secretariat, Islamabad.</b>	<b>229</b>	<b>36</b>	<b>0</b>	<b>129</b>	<b>10</b>	<b>0</b>	<b>181</b>	<b>0</b>	<b>37</b>	<b>1</b>	<b>27</b>	<b>10</b>	<b>0</b>	<b>135</b>	<b>32</b>	<b>157</b>	<b>984</b>
<b>49. Senate Secretariat, Islamabad.</b>	<b>243</b>	<b>13</b>	<b>0</b>	<b>157</b>	<b>11</b>	<b>0</b>	<b>17</b>	<b>0</b>	<b>128</b>	<b>0</b>	<b>32</b>	<b>7</b>	<b>0</b>	<b>66</b>	<b>95</b>	<b>163</b>	<b>932</b>
<b>50. Election Commission of Pakistan.</b>	<b>81</b>	<b>229</b>	<b>378</b>	<b>21</b>	<b>52</b>	<b>179</b>	<b>5</b>	<b>8</b>	<b>297</b>	<b>0</b>	<b>300</b>	<b>0</b>	<b>175</b>	<b>122</b>	<b>59</b>	<b>256</b>	<b>2162</b>
Main, Islamabad.	4	56	35	5	16	9	2	3	24	0	18	0	3	25	16	52	268
Provincial Election Commissioners, Punjab, Sindh, KP, Balochistan	77	173	343	16	36	170	3	5	273	0	282	0	172	97	43	204	1894
<b>51. Wafaqi Mohtasib (Ombudsman)'s Secretariat, Islamabad.</b>	<b>179</b>	<b>22</b>	<b>0</b>	<b>61</b>	<b>0</b>	<b>0</b>	<b>2</b>	<b>1</b>	<b>38</b>	<b>1</b>	<b>59</b>	<b>6</b>	<b>0</b>	<b>45</b>	<b>0</b>	<b>127</b>	<b>541</b>
<b>52. Supreme Court of Pakistan, Islamabad.</b>	<b>0</b>	<b>66</b>	<b>159</b>	<b>49</b>	<b>25</b>	<b>48</b>	<b>40</b>	<b>39</b>	<b>57</b>	<b>5</b>	<b>24</b>	<b>7</b>	<b>10</b>	<b>53</b>	<b>21</b>	<b>82</b>	<b>685</b>
<b>53. Federal Tax Ombudsman Secretariat, Islamabad.</b>	<b>57</b>	<b>24</b>	<b>7</b>	<b>0</b>	<b>15</b>	<b>9</b>	<b>0</b>	<b>0</b>	<b>23</b>	<b>0</b>	<b>15</b>	<b>0</b>	<b>0</b>	<b>19</b>	<b>4</b>	<b>36</b>	<b>209</b>
<b>54. National Accountability Bureau, Islamabad.</b>	<b>387</b>	<b>61</b>	<b>7</b>	<b>199</b>	<b>3</b>	<b>4</b>	<b>7</b>	<b>0</b>	<b>107</b>	<b>0</b>	<b>94</b>	<b>48</b>	<b>0</b>	<b>175</b>	<b>69</b>	<b>398</b>	<b>1559</b>
<b>G. SUB. TOTAL</b>	<b>85820</b>	<b>49006</b>	<b>11928</b>	<b>28165</b>	<b>130871</b>	<b>73428</b>	<b>60761</b>	<b>17257</b>	<b>48340</b>	<b>4521</b>	<b>29919</b>	<b>6634</b>	<b>3353</b>	<b>25808</b>	<b>5741</b>	<b>45023</b>	<b>626575</b>

**TABLE-29**  
**SANCTIONED STRENGTH BY BASIC SCALE AND DIVISION / ATTACHED DEPARTMENTS / SU-ORDINATE OFFICES**

DIVISION / OFFICE	BASIC SCALE 17 TO 22						SUB.TOTAL	G. TOTAL BS 1-22
	17	18	19	20	21	22		
<b>42. Textile Division.</b>	<b>14</b>	<b>17</b>	<b>7</b>	<b>4</b>	<b>0</b>	<b>1</b>	<b>43</b>	<b>240</b>
Main, Islamabad.	10	14	5	3	0	1	33	177
Textile Commissioner's Organization, Karachi.	4	3	2	1	0	0	10	63
<b>43. Water Resources Division</b>	<b>24</b>	<b>15</b>	<b>14</b>	<b>8</b>	<b>3</b>	<b>1</b>	<b>65</b>	<b>261</b>
Main, Islamabad.	10	0	3	2	0	1	16	45
Office of the Chief Engineering Adviser Chairman Federal Flood Commission, Islamabad.	10	12	8	5	2	0	37	153
Pakistan Commissioner for Indus Waters, Lahore.	4	3	3	1	1	0	12	63
<b>44. President's Secretariat (Public), Islamabad.</b>	<b>12</b>	<b>13</b>	<b>16</b>	<b>7</b>	<b>3</b>	<b>1</b>	<b>52</b>	<b>314</b>
<b>45. President's Secretariat (Personal), Islamabad.</b>	<b>13</b>	<b>20</b>	<b>8</b>	<b>3</b>	<b>0</b>	<b>0</b>	<b>44</b>	<b>557</b>
<b>46. Prime Minister's Office (Public)</b>	<b>32</b>	<b>32</b>	<b>37</b>	<b>22</b>	<b>4</b>	<b>3</b>	<b>130</b>	<b>627</b>
Main, Islamabad.	8	10	21	12	2	1	54	257
Board of Investment, Islamabad.	17	19	12	5	2	1	56	283
National Commission for Government Reforms, Islamabad.	3	0	2	1	0	1	7	35
Prime Minister's Inspection Commission, Islamabad.	4	3	2	4	0	0	13	52
<b>47. Prime Minister's Office (Internal), Islamabad.</b>	<b>4</b>	<b>6</b>	<b>0</b>	<b>0</b>	<b>0</b>	<b>0</b>	<b>10</b>	<b>505</b>
<b>48. National Assembly Secretariat, Islamabad.</b>	<b>138</b>	<b>66</b>	<b>46</b>	<b>19</b>	<b>5</b>	<b>2</b>	<b>276</b>	<b>1260</b>
<b>49. Senate Secretariat, Islamabad.</b>	<b>129</b>	<b>47</b>	<b>31</b>	<b>19</b>	<b>5</b>	<b>3</b>	<b>234</b>	<b>1166</b>
<b>50. Election Commission of Pakistan.</b>	<b>175</b>	<b>209</b>	<b>64</b>	<b>14</b>	<b>9</b>	<b>1</b>	<b>472</b>	<b>2634</b>
Main, Islamabad.	25	33	17	10	5	1	91	359
Provincial Election Commissioners, Punjab, Sindh, KP, Balochistan	150	176	47	4	4	0	381	2275
<b>51. Wafaqi Mohtasib (Ombudsman)'s Secretariat, Islamabad.</b>	<b>100</b>	<b>19</b>	<b>19</b>	<b>16</b>	<b>9</b>	<b>1</b>	<b>164</b>	<b>705</b>
<b>52. Supreme Court of Pakistan, Islamabad.</b>	<b>49</b>	<b>31</b>	<b>50</b>	<b>9</b>	<b>3</b>	<b>2</b>	<b>144</b>	<b>829</b>
<b>53. Federal Tax Ombudsman Secretariat, Islamabad.</b>	<b>50</b>	<b>6</b>	<b>4</b>	<b>2</b>	<b>0</b>	<b>2</b>	<b>64</b>	<b>273</b>
<b>54. National Accountability Bureau, Islamabad.</b>	<b>284</b>	<b>215</b>	<b>128</b>	<b>37</b>	<b>11</b>	<b>1</b>	<b>676</b>	<b>2235</b>
<b>GRAND TOTAL</b>	<b>21091</b>	<b>9497</b>	<b>3906</b>	<b>1477</b>	<b>566</b>	<b>122</b>	<b>36659</b>	<b>663234</b>

TABLE-30																		
DOMICILE WISE ACTUAL STRENGTH OF EMPLOYEES BY BASIC SCALE AND DIVISIONS / ATTACHED DEPARTMENTS / SUBORDINATE OFFICES																		
DIVISION/OFFICE	DOMICILE	BASIC SCALE 1 to 16																TOTAL
		1	2	3	4	5	6	7	8	9	10	11	12	13	14	15	16	
<b>1. Aviation Division</b>	<b>G. TOTAL</b>	<b>1099</b>	<b>34</b>	<b>13</b>	<b>45</b>	<b>210</b>	<b>33</b>	<b>5350</b>	<b>1</b>	<b>2011</b>	<b>1</b>	<b>2330</b>	<b>63</b>	<b>77</b>	<b>1443</b>	<b>45</b>	<b>746</b>	<b>13501</b>
<b>Main, Islamabad.</b>	<b>TOTAL</b>	<b>14</b>	<b>3</b>	<b>1</b>	<b>2</b>	<b>2</b>	<b>0</b>	<b>0</b>	<b>0</b>	<b>8</b>	<b>0</b>	<b>2</b>	<b>0</b>	<b>0</b>	<b>6</b>	<b>0</b>	<b>23</b>	<b>61</b>
	Islamabad	2	2	0	0	1	0	0	0	1	0	0	0	0	0	0	0	6
	Punjab	9	1	1	2	1	0	0	0	5	0	2	0	0	4	0	9	34
	Sindh R	0	0	0	0	0	0	0	0	1	0	0	0	0	0	0	3	4
	Sindh U	0	0	0	0	0	0	0	0	0	0	0	0	0	0	0	1	1
	KP	3	0	0	0	0	0	0	0	0	0	0	0	0	1	0	7	11
	Balochistan	0	0	0	0	0	0	0	0	1	0	0	0	0	1	0	2	4
	AJ&K	0	0	0	0	0	0	0	0	0	0	0	0	0	0	0	1	1
	GB	0	0	0	0	0	0	0	0	0	0	0	0	0	0	0	0	0
	FATA	0	0	0	0	0	0	0	0	0	0	0	0	0	0	0	0	0
<b>Airports Security Force,</b>	<b>TOTAL</b>	<b>387</b>	<b>2</b>	<b>9</b>	<b>0</b>	<b>172</b>	<b>0</b>	<b>5269</b>	<b>1</b>	<b>1542</b>	<b>1</b>	<b>2293</b>	<b>0</b>	<b>0</b>	<b>1185</b>	<b>22</b>	<b>588</b>	<b>11471</b>
<b>Karachi.</b>	Islamabad	0	0	0	0	0	0	10	0	3	0	7	0	0	2	0	2	24
	Punjab	199	2	5	0	96	0	2925	1	849	1	1357	0	0	651	11	337	6434
	Sindh R	20	0	2	0	30	0	583	0	235	0	223	0	0	130	0	58	1281
	Sindh U	84	0	0	0	16	0	443	0	126	0	196	0	0	115	8	52	1040
	KP	31	0	1	0	17	0	688	0	194	0	301	0	0	173	3	89	1497
	Balochistan	30	0	1	0	7	0	298	0	40	0	76	0	0	33	0	12	497
	AJ&K	14	0	0	0	2	0	113	0	27	0	52	0	0	30	0	16	254
	GB	7	0	0	0	2	0	139	0	37	0	39	0	0	31	0	7	262
	FATA	2	0	0	0	2	0	70	0	31	0	42	0	0	20	0	15	182
<b>Pakistan Meteorological</b>	<b>TOTAL</b>	<b>698</b>	<b>29</b>	<b>3</b>	<b>43</b>	<b>36</b>	<b>33</b>	<b>81</b>	<b>0</b>	<b>461</b>	<b>0</b>	<b>35</b>	<b>63</b>	<b>77</b>	<b>252</b>	<b>23</b>	<b>135</b>	<b>1969</b>
<b>Department, Islamabad.</b>	Islamabad	16	1	0	0	1	0	2	0	6	0	0	1	0	3	0	2	32
	Punjab	196	2	2	17	20	19	40	0	231	0	18	28	41	124	11	77	826
	Sindh R	50	1	0	6	5	1	9	0	64	0	4	11	5	35	2	12	205
	Sindh U	209	21	1	5	2	6	16	0	37	0	10	7	8	19	2	21	364
	KP	84	1	0	9	4	5	6	0	64	0	3	10	10	32	3	19	250
	Balochistan	96	1	0	3	1	1	3	0	26	0	0	5	3	13	2	2	156
	AJ&K	14	2	0	0	3	1	3	0	12	0	0	1	3	6	2	0	47
	GB	33	0	0	0	0	0	2	0	21	0	0	0	5	20	1	1	83
	FATA	0	0	0	3	0	0	0	0	0	0	0	0	2	0	0	1	6
<b>2. Cabinet Division</b>	<b>G. TOTAL</b>	<b>349</b>	<b>47</b>	<b>13</b>	<b>136</b>	<b>22</b>	<b>6</b>	<b>10</b>	<b>3</b>	<b>148</b>	<b>11</b>	<b>53</b>	<b>9</b>	<b>2</b>	<b>76</b>	<b>44</b>	<b>188</b>	<b>1117</b>
<b>Main, Islamabad.</b>	<b>TOTAL</b>	<b>184</b>	<b>25</b>	<b>0</b>	<b>116</b>	<b>0</b>	<b>0</b>	<b>1</b>	<b>0</b>	<b>74</b>	<b>1</b>	<b>13</b>	<b>5</b>	<b>0</b>	<b>63</b>	<b>11</b>	<b>148</b>	<b>641</b>
	Islamabad	40	10	0	10	0	0	0	0	11	0	3	2	0	10	1	9	96
	Punjab	144	15	0	63	0	0	0	0	36	1	5	1	0	35	9	90	399
	Sindh R	0	0	0	12	0	0	0	0	5	0	0	1	0	7	0	10	35
	Sindh U	0	0	0	4	0	0	0	0	4	0	1	0	0	0	0	7	16
	KP	0	0	0	19	0	0	0	0	14	0	4	1	0	5	0	22	65
	Balochistan	0	0	0	3	0	0	0	0	1	0	0	0	0	2	0	5	11
	AJ&K	0	0	0	5	0	0	1	0	1	0	0	0	0	2	1	3	13
	GB	0	0	0	0	0	0	0	0	1	0	0	0	0	0	0	2	3
	FATA	0	0	0	0	0	0	0	0	1	0	0	0	0	2	0	0	3

TABLE-30									
DOMICILE WISE ACTUAL STRENGTH OF EMPLOYEES BY BASIC SCALE AND DIVISIONS / ATTACHED DEPARTMENTS /SUBORDINATE OFFICES DEPARTMENTS /SUBORDINATE OFFICES									
DIVISION/OFFICE	DOMICILE	BASIC SCALE 17 to 22						TOTAL	G.TOTAL BS 1-22
		17	18	19	20	21	22		
<b>1. Aviation Division</b>	<b>G. TOTAL</b>	<b>373</b>	<b>142</b>	<b>31</b>	<b>11</b>	<b>4</b>	<b>1</b>	<b>562</b>	<b>14063</b>
<b>Main, Islamabad.</b>	<b>TOTAL</b>	<b>3</b>	<b>4</b>	<b>4</b>	<b>1</b>	<b>2</b>	<b>1</b>	<b>15</b>	<b>76</b>
	Islamabad	0	0	0	0	0	0	0	6
	Punjab	1	3	4	1	1	1	11	45
	Sindh R	1	1	0	0	0	0	2	6
	Sindh U	0	0	0	0	0	0	0	1
	KP	1	0	0	0	1	0	2	13
	Balochistan	0	0	0	0	0	0	0	4
	AJ&K	0	0	0	0	0	0	0	1
	GB	0	0	0	0	0	0	0	0
	FATA	0	0	0	0	0	0	0	0
<b>Airports Security Force, Karachi.</b>	<b>TOTAL</b>	<b>258</b>	<b>103</b>	<b>9</b>	<b>7</b>	<b>1</b>	<b>0</b>	<b>378</b>	<b>11849</b>
	Islamabad	0	1	0	0	0	0	1	25
	Punjab	143	48	3	5	1	0	200	6634
	Sindh R	37	16	2	0	0	0	55	1336
	Sindh U	24	8	2	0	0	0	34	1074
	KP	24	16	2	0	0	0	42	1539
	Balochistan	11	4	0	0	0	0	15	512
	AJ&K	8	4	0	1	0	0	13	267
	GB	6	3	0	1	0	0	10	272
	FATA	5	3	0	0	0	0	8	190
<b>Pakistan Meteorological Department,</b>	<b>TOTAL</b>	<b>112</b>	<b>35</b>	<b>18</b>	<b>3</b>	<b>1</b>	<b>0</b>	<b>169</b>	<b>2138</b>
<b>Islamabad.</b>	Islamabad	1	0	0	0	0	0	1	33
	Punjab	63	15	10	1	1	0	90	916
	Sindh R	19	7	2	0	0	0	28	233
	Sindh U	9	2	3	0	0	0	14	378
	KP	10	5	2	1	0	0	18	268
	Balochistan	4	2	0	0	0	0	6	162
	AJ&K	3	0	0	0	0	0	3	50
	GB	1	1	0	0	0	0	2	85
	FATA	2	3	1	1	0	0	7	13
<b>2. Cabinet Division</b>	<b>G. TOTAL</b>	<b>21</b>	<b>74</b>	<b>21</b>	<b>8</b>	<b>2</b>	<b>2</b>	<b>128</b>	<b>1245</b>
<b>Main, Islamabad.</b>	<b>TOTAL</b>	<b>0</b>	<b>66</b>	<b>17</b>	<b>7</b>	<b>2</b>	<b>2</b>	<b>94</b>	<b>735</b>
	Islamabad	0	4	2	0	0	0	6	102
	Punjab	0	44	13	7	0	2	66	465
	Sindh R	0	3	1	0	0	0	4	39
	Sindh U	0	2	0	0	0	0	2	18
	KP	0	7	1	0	1	0	9	74
	Balochistan	0	5	0	0	1	0	6	17
	AJ&K	0	0	0	0	0	0	0	13
	GB	0	1	0	0	0	0	1	4
	FATA	0	0	0	0	0	0	0	3



**TABLE-30**  
**DOMICILE WISE ACTUAL STRENGTH OF EMPLOYEES BY BASIC SCALE AND DIVISIONS / ATTACHED DEPARTMENTS / SUBORDINATE OFFICES**

DIVISION/OFFICE	DOMICILE	BASIC SCALE 1 to 16																
		1	2	3	4	5	6	7	8	9	10	11	12	13	14	15	16	TOTAL
<b>Department of</b>	<b>TOTAL</b>	<b>30</b>	<b>15</b>	<b>10</b>	<b>6</b>	<b>4</b>	<b>3</b>	<b>0</b>	<b>0</b>	<b>12</b>	<b>2</b>	<b>8</b>	<b>0</b>	<b>0</b>	<b>1</b>	<b>27</b>	<b>17</b>	<b>135</b>
<b>Communications</b>	Islamabad	0	0	0	0	0	0	0	0	0	0	0	0	0	0	0	0	0
<b>Security, Islamabad.</b>	Punjab	28	13	9	3	3	3	0	0	7	1	5	0	0	0	14	11	<b>97</b>
	Sindh R	0	0	0	0	0	0	0	0	2	0	1	0	0	0	4	2	<b>9</b>
	Sindh U	0	0	0	0	0	0	0	0	0	0	1	0	0	0	2	0	<b>3</b>
	KP	0	1	1	3	1	0	0	0	2	1	0	0	0	0	5	3	<b>17</b>
	Balochistan	0	0	0	0	0	0	0	0	1	0	1	0	0	0	2	1	<b>5</b>
	AJ&K	1	1	0	0	0	0	0	0	0	0	0	0	0	0	0	0	<b>2</b>
	GB	1	0	0	0	0	0	0	0	0	0	0	0	0	0	0	0	<b>1</b>
	FATA	0	0	0	0	0	0	0	0	0	0	0	0	0	1	0	0	<b>1</b>
<b>Department of Stationery and</b>	<b>TOTAL</b>	<b>95</b>	<b>2</b>	<b>0</b>	<b>1</b>	<b>0</b>	<b>0</b>	<b>0</b>	<b>0</b>	<b>33</b>	<b>4</b>	<b>25</b>	<b>0</b>	<b>0</b>	<b>0</b>	<b>6</b>	<b>8</b>	<b>174</b>
<b>Forms, Karachi.</b>	Islamabad	0	0	0	0	0	0	0	0	0	0	0	0	0	0	0	0	0
	Punjab	6	0	0	0	0	0	0	0	10	1	5	0	0	0	3	3	<b>28</b>
	Sindh R	2	0	0	1	0	0	0	0	2	2	0	0	0	0	0	2	<b>9</b>
	Sindh U	86	2	0	0	0	0	0	0	18	1	18	0	0	0	2	3	<b>130</b>
	KP	1	0	0	0	0	0	0	0	1	0	1	0	0	0	1	0	<b>4</b>
	Balochistan	0	0	0	0	0	0	0	0	1	0	1	0	0	0	0	0	<b>2</b>
	AJ&K	0	0	0	0	0	0	0	0	0	0	0	0	0	0	0	0	<b>0</b>
	GB	0	0	0	0	0	0	0	0	0	0	0	0	0	0	0	0	<b>0</b>
	FATA	0	0	0	0	0	0	0	0	1	0	0	0	0	0	0	0	<b>1</b>
<b>National Archives of</b>	<b>TOTAL</b>	<b>23</b>	<b>3</b>	<b>0</b>	<b>5</b>	<b>6</b>	<b>0</b>	<b>8</b>	<b>3</b>	<b>7</b>	<b>4</b>	<b>5</b>	<b>0</b>	<b>2</b>	<b>6</b>	<b>0</b>	<b>13</b>	<b>85</b>
<b>Pakistan, Islamabad.</b>	Islamabad	0	0	0	0	0	0	0	0	0	0	0	0	0	0	0	0	0
	Punjab	17	3	0	3	1	0	5	2	7	1	3	0	2	4	0	8	<b>56</b>
	Sindh R	0	0	0	0	1	0	1	0	0	0	2	0	0	0	0	2	<b>6</b>
	Sindh U	1	0	0	0	1	0	0	0	0	0	0	0	0	0	0	1	<b>3</b>
	KP	5	0	0	2	1	0	2	1	0	3	0	0	0	0	0	2	<b>16</b>
	Balochistan	0	0	0	0	0	0	0	0	0	0	0	0	0	1	0	0	<b>1</b>
	AJ&K	0	0	0	0	0	0	0	0	0	0	0	0	0	0	0	0	<b>0</b>
	GB	0	0	0	0	1	0	0	0	0	0	0	0	0	0	0	0	<b>1</b>
	FATA	0	0	0	0	1	0	0	0	0	0	0	0	0	1	0	0	<b>2</b>
<b>Federal Government</b>	<b>TOTAL</b>	<b>17</b>	<b>2</b>	<b>3</b>	<b>8</b>	<b>12</b>	<b>3</b>	<b>1</b>	<b>0</b>	<b>22</b>	<b>0</b>	<b>2</b>	<b>4</b>	<b>0</b>	<b>6</b>	<b>0</b>	<b>2</b>	<b>82</b>
<b>Tuberculosis Centre,</b>	Islamabad	0	0	0	0	0	0	0	0	0	0	0	0	0	0	0	0	0
<b>Rawalpindi.</b>	Punjab	17	2	3	3	6	2	0	0	10	0	1	1	0	3	0	1	<b>49</b>
	Sindh R	0	0	0	1	1	0	0	0	3	0	0	1	0	1	0	0	<b>7</b>
	Sindh U	0	0	0	0	0	0	0	0	2	0	0	0	0	0	0	1	<b>3</b>
	KP	0	0	0	2	4	1	1	0	4	0	1	2	0	1	0	0	<b>16</b>
	Balochistan	0	0	0	1	0	0	0	0	2	0	0	0	0	1	0	0	<b>4</b>
	AJ&K	0	0	0	0	0	0	0	0	0	0	0	0	0	0	0	0	<b>0</b>
	GB	0	0	0	1	1	0	0	0	0	0	0	0	0	0	0	0	<b>2</b>
	FATA	0	0	0	0	0	0	0	0	1	0	0	0	0	0	0	0	<b>1</b>

TABLE-30 DOMICILE WISE ACTUAL STRENGTH OF EMPLOYEES BY BASIC SCALE AND DIVISIONS / ATTACHED DEPARTMENTS /SUBORDINATE OFFICES DEPARTMENTS /SUBORDINATE OFFICES									
DIVISION/OFFICE	DOMICILE	BASIC SCALE 17 to 22						TOTAL	G.TOTAL BS 1-22
		17	18	19	20	21	22		
<b>Department of Communications</b>	<b>TOTAL</b>	<b>10</b>	<b>4</b>	<b>3</b>	<b>1</b>	<b>0</b>	<b>0</b>	<b>18</b>	<b>153</b>
<b>Security, Islamabad.</b>	Islamabad	0	0	0	0	0	0	0	0
	Punjab	6	3	2	1	0	0	12	109
	Sindh R	1	0	0	0	0	0	1	10
	Sindh U	2	0	0	0	0	0	2	5
	KP	1	0	1	0	0	0	2	19
	Balochistan	0	0	0	0	0	0	0	5
	AJ&K	0	0	0	0	0	0	0	2
	GB	0	0	0	0	0	0	0	1
	FATA	0	1	0	0	0	0	1	2
<b>Department of Stationery and</b>	<b>TOTAL</b>	<b>0</b>	<b>1</b>	<b>1</b>	<b>0</b>	<b>0</b>	<b>0</b>	<b>2</b>	<b>176</b>
<b>Forms, Karachi.</b>	Islamabad	0	0	0	0	0	0	0	0
	Punjab	0	1	0	0	0	0	1	29
	Sindh R	0	0	0	0	0	0	0	9
	Sindh U	0	0	1	0	0	0	1	131
	KP	0	0	0	0	0	0	0	4
	Balochistan	0	0	0	0	0	0	0	2
	AJ&K	0	0	0	0	0	0	0	0
	GB	0	0	0	0	0	0	0	0
	FATA	0	0	0	0	0	0	0	1
<b>National Archives of Pakistan,</b>	<b>TOTAL</b>	<b>7</b>	<b>2</b>	<b>0</b>	<b>0</b>	<b>0</b>	<b>0</b>	<b>9</b>	<b>94</b>
<b>Islamabad.</b>	Islamabad	0	0	0	0	0	0	0	0
	Punjab	3	0	0	0	0	0	3	59
	Sindh R	2	1	0	0	0	0	3	9
	Sindh U	0	0	0	0	0	0	0	3
	KP	1	0	0	0	0	0	1	17
	Balochistan	0	0	0	0	0	0	0	1
	AJ&K	1	0	0	0	0	0	1	1
	GB	0	0	0	0	0	0	0	1
	FATA	0	1	0	0	0	0	1	3
<b>Federal Government Tuberculosis</b>	<b>TOTAL</b>	<b>4</b>	<b>1</b>	<b>0</b>	<b>0</b>	<b>0</b>	<b>0</b>	<b>5</b>	<b>87</b>
<b>Centre, Rawalpindi.</b>	Islamabad	1	0	0	0	0	0	1	1
	Punjab	1	0	0	0	0	0	1	50
	Sindh R	0	0	0	0	0	0	0	7
	Sindh U	0	0	0	0	0	0	0	3
	KP	1	1	0	0	0	0	2	18
	Balochistan	1	0	0	0	0	0	1	5
	AJ&K	0	0	0	0	0	0	0	0
	GB	0	0	0	0	0	0	0	2
	FATA	0	0	0	0	0	0	0	1

**TABLE-30**  
**DOMICILE WISE ACTUAL STRENGTH OF EMPLOYEES BY BASIC SCALE AND DIVISIONS / ATTACHED DEPARTMENTS / SUBORDINATE OFFICES**

DIVISION/OFFICE	DOMICILE	BASIC SCALE 1 to 16																
		1	2	3	4	5	6	7	8	9	10	11	12	13	14	15	16	TOTAL
<b>3. Capital Administration &amp; Development Division</b>	<b>G. TOTAL</b>	<b>2261</b>	<b>1708</b>	<b>327</b>	<b>309</b>	<b>127</b>	<b>29</b>	<b>350</b>	<b>23</b>	<b>1227</b>	<b>14</b>	<b>334</b>	<b>260</b>	<b>9</b>	<b>1477</b>	<b>56</b>	<b>4160</b>	<b>12671</b>
	<b>TOTAL</b>	<b>3</b>	<b>15</b>	<b>12</b>	<b>7</b>	<b>10</b>	<b>0</b>	<b>12</b>	<b>0</b>	<b>7</b>	<b>0</b>	<b>1</b>	<b>0</b>	<b>0</b>	<b>35</b>	<b>2</b>	<b>24</b>	<b>128</b>
<b>Main, Islamabad.</b>	Islamabad	1	5	5	3	3	0	5	0	0	0	1	0	0	8	1	2	34
	Punjab	1	9	3	1	2	0	5	0	4	0	0	0	0	17	1	17	60
	Sindh R	0	0	0	1	1	0	0	0	1	0	0	0	0	2	0	0	5
	Sindh U	0	0	0	0	0	0	0	0	0	0	0	0	0	2	0	0	2
	KP	1	0	2	1	1	0	0	0	1	0	0	0	0	2	0	5	13
	Balochistan	0	0	0	0	0	0	0	0	0	0	0	0	0	2	0	0	2
	AJ&K	0	1	2	1	3	0	2	0	0	0	0	0	0	1	0	0	10
	GB	0	0	0	0	0	0	0	0	1	0	0	0	0	0	0	0	1
	FATA	0	0	0	0	0	0	0	0	0	0	0	0	0	1	0	0	1
<b>Department of Libraries, Islamabad.</b>	<b>TOTAL</b>	<b>21</b>	<b>3</b>	<b>1</b>	<b>2</b>	<b>9</b>	<b>0</b>	<b>0</b>	<b>0</b>	<b>12</b>	<b>0</b>	<b>4</b>	<b>1</b>	<b>0</b>	<b>3</b>	<b>0</b>	<b>14</b>	<b>70</b>
	Islamabad	6	2	0	0	3	0	0	0	1	0	1	0	0	1	0	1	15
	Punjab	8	1	1	1	5	0	0	0	8	0	3	0	0	2	0	7	36
	Sindh R	1	0	0	0	0	0	0	0	1	0	0	1	0	0	0	0	3
	Sindh U	0	0	0	0	0	0	0	0	0	0	0	0	0	0	0	2	2
	KP	5	0	0	0	1	0	0	0	1	0	0	0	0	0	0	2	9
	Balochistan	0	0	0	1	0	0	0	0	0	0	0	0	0	0	0	1	2
	AJ&K	1	0	0	0	0	0	0	0	1	0	0	0	0	0	0	1	3
	GB	0	0	0	0	0	0	0	0	0	0	0	0	0	0	0	0	0
	FATA	0	0	0	0	0	0	0	0	0	0	0	0	0	0	0	0	0
<b>Department of Tourist Services, Islamabad.</b>	<b>TOTAL</b>	<b>4</b>	<b>2</b>	<b>0</b>	<b>4</b>	<b>0</b>	<b>0</b>	<b>0</b>	<b>0</b>	<b>2</b>	<b>0</b>	<b>1</b>	<b>0</b>	<b>0</b>	<b>3</b>	<b>2</b>	<b>4</b>	<b>22</b>
	Islamabad	3	0	0	0	0	0	0	0	0	0	0	0	0	1	1	1	6
	Punjab	0	0	0	2	0	0	0	0	2	0	0	0	0	2	1	3	10
	Sindh R	0	0	0	0	0	0	0	0	0	0	0	0	0	0	0	0	0
	Sindh U	0	0	0	0	0	0	0	0	0	0	0	0	0	0	0	0	0
	KP	1	2	0	2	0	0	0	0	0	0	1	0	0	0	0	0	6
	Balochistan	0	0	0	0	0	0	0	0	0	0	0	0	0	0	0	0	0
	AJ&K	0	0	0	0	0	0	0	0	0	0	0	0	0	0	0	0	0
	GB	0	0	0	0	0	0	0	0	0	0	0	0	0	0	0	0	0
	FATA	0	0	0	0	0	0	0	0	0	0	0	0	0	0	0	0	0
<b>Directorate of Workers Education, Islamabad.</b>	<b>TOTAL</b>	<b>0</b>	<b>9</b>	<b>0</b>	<b>0</b>	<b>7</b>	<b>0</b>	<b>0</b>	<b>0</b>	<b>4</b>	<b>0</b>	<b>3</b>	<b>0</b>	<b>0</b>	<b>7</b>	<b>0</b>	<b>8</b>	<b>38</b>
	Islamabad	0	0	0	0	2	0	0	0	0	0	0	0	0	0	0	1	3
	Punjab	0	8	0	0	4	0	0	0	2	0	3	0	0	5	0	6	28
	Sindh R	0	0	0	0	0	0	0	0	0	0	0	0	0	1	0	0	1
	Sindh U	0	0	0	0	0	0	0	0	0	0	0	0	0	1	0	0	1
	KP	0	1	0	0	1	0	0	0	1	0	0	0	0	0	0	1	4
	Balochistan	0	0	0	0	0	0	0	0	0	0	0	0	0	0	0	0	0
	AJ&K	0	0	0	0	0	0	0	0	1	0	0	0	0	0	0	0	1
	GB	0	0	0	0	0	0	0	0	0	0	0	0	0	0	0	0	0
	FATA	0	0	0	0	0	0	0	0	0	0	0	0	0	0	0	0	0

TABLE-30										
DOMICILE WISE ACTUAL STRENGTH OF EMPLOYEES BY BASIC SCALE AND DIVISIONS / ATTACHED DEPARTMENTS /SUBORDINATE OFFICES DEPARTMENTS /SUBORDINATE OFFICES										
3	DIVISION/OFFICE	DOMICILE	BASIC SCALE 17 to 22						G.TOTAL BS 1-22	
			17	18	19	20	21	22		TOTAL
	<b>Capital Administration &amp;</b>	<b>G. TOTAL</b>	<b>3217</b>	<b>989</b>	<b>454</b>	<b>68</b>	<b>3</b>	<b>2</b>	<b>4733</b>	<b>17404</b>
	<b>Development Division</b>	<b>TOTAL</b>	<b>15</b>	<b>15</b>	<b>14</b>	<b>3</b>	<b>1</b>	<b>1</b>	<b>49</b>	<b>177</b>
	<b>Main, Islamabad.</b>	Islamabad	4	0	1	0	0	0	5	39
		Punjab	8	6	10	3	1	1	29	89
		Sindh R	0	1	0	0	0	0	1	6
		Sindh U	0	2	3	0	0	0	5	7
		KP	2	2	0	0	0	0	4	17
		Balochistan	1	2	0	0	0	0	3	5
		AJ&K	0	1	0	0	0	0	1	11
		GB	0	1	0	0	0	0	1	2
		FATA	0	0	0	0	0	0	0	1
	<b>Department of Libraries,</b>	<b>TOTAL</b>	<b>5</b>	<b>3</b>	<b>1</b>	<b>0</b>	<b>0</b>	<b>0</b>	<b>9</b>	<b>79</b>
	<b>Islamabad.</b>	Islamabad	1	0	0	0	0	0	1	16
		Punjab	1	1	1	0	0	0	3	39
		Sindh R	1	0	0	0	0	0	1	4
		Sindh U	0	0	0	0	0	0	0	2
		KP	1	1	0	0	0	0	2	11
		Balochistan	1	1	0	0	0	0	2	4
		AJ&K	0	0	0	0	0	0	0	3
		GB	0	0	0	0	0	0	0	0
		FATA	0	0	0	0	0	0	0	0
	<b>Department of Tourist Services,</b>	<b>TOTAL</b>	<b>3</b>	<b>1</b>	<b>1</b>	<b>0</b>	<b>0</b>	<b>0</b>	<b>5</b>	<b>27</b>
	<b>Islamabad.</b>	Islamabad	0	0	0	0	0	0	0	6
		Punjab	3	1	1	0	0	0	5	15
		Sindh R	0	0	0	0	0	0	0	0
		Sindh U	0	0	0	0	0	0	0	0
		KP	0	0	0	0	0	0	0	6
		Balochistan	0	0	0	0	0	0	0	0
		AJ&K	0	0	0	0	0	0	0	0
		GB	0	0	0	0	0	0	0	0
		FATA	0	0	0	0	0	0	0	0
	<b>Directorate of Workers Education,</b>	<b>TOTAL</b>	<b>0</b>	<b>3</b>	<b>1</b>	<b>0</b>	<b>0</b>	<b>0</b>	<b>4</b>	<b>42</b>
	<b>Islamabad.</b>	Islamabad	0	0	0	0	0	0	0	3
		Punjab	0	3	0	0	0	0	3	31
		Sindh R	0	0	0	0	0	0	0	1
		Sindh U	0	0	0	0	0	0	0	1
		KP	0	0	1	0	0	0	1	5
		Balochistan	0	0	0	0	0	0	0	0
		AJ&K	0	0	0	0	0	0	0	1
		GB	0	0	0	0	0	0	0	0
		FATA	0	0	0	0	0	0	0	0

**TABLE-30**  
**DOMICILE WISE ACTUAL STRENGTH OF EMPLOYEES BY BASIC SCALE AND DIVISIONS / ATTACHED DEPARTMENTS / SUBORDINATE OFFICES**

DIVISION/OFFICE	DOMICILE	BASIC SCALE 1 to 16																
		1	2	3	4	5	6	7	8	9	10	11	12	13	14	15	16	TOTAL
<b>Directorate General of</b>	<b>TOTAL</b>	<b>139</b>	<b>53</b>	<b>1</b>	<b>36</b>	<b>9</b>	<b>2</b>	<b>4</b>	<b>2</b>	<b>18</b>	<b>0</b>	<b>39</b>	<b>0</b>	<b>0</b>	<b>85</b>	<b>12</b>	<b>66</b>	<b>466</b>
<b>Special Education,</b>	Islamabad	40	18	0	6	1	0	0	1	6	0	10	0	0	10	3	5	<b>100</b>
<b>Islamabad.</b>	Punjab	78	26	1	16	7	1	3	1	7	0	19	0	0	51	7	45	<b>262</b>
	Sindh R	0	0	0	0	1	1	0	0	0	0	1	0	0	7	0	2	<b>12</b>
	Sindh U	2	0	0	1	0	0	1	0	1	0	2	0	0	4	2	2	<b>15</b>
	KP	14	6	0	7	0	0	0	0	3	0	6	0	0	8	0	10	<b>54</b>
	Balochistan	0	0	0	0	0	0	0	0	0	0	0	0	0	2	0	0	<b>2</b>
	AJ&K	4	2	0	3	0	0	0	0	1	0	1	0	0	1	0	2	<b>14</b>
	GB	1	1	0	2	0	0	0	0	0	0	0	0	0	1	0	0	<b>5</b>
	FATA	0	0	0	1	0	0	0	0	0	0	0	0	0	1	0	0	<b>2</b>
<b>District Population Welfare</b>	<b>TOTAL</b>	<b>69</b>	<b>0</b>	<b>0</b>	<b>6</b>	<b>0</b>	<b>0</b>	<b>75</b>	<b>0</b>	<b>17</b>	<b>0</b>	<b>19</b>	<b>0</b>	<b>0</b>	<b>4</b>	<b>0</b>	<b>2</b>	<b>192</b>
<b>Office, Islamabad.</b>	Islamabad	9	0	0	1	0	0	22	0	0	0	3	0	0	1	0	0	<b>36</b>
	Punjab	46	0	0	3	0	0	33	0	12	0	12	0	0	1	0	2	<b>109</b>
	Sindh R	0	0	0	0	0	0	5	0	0	0	0	0	0	0	0	0	<b>5</b>
	Sindh U	2	0	0	0	0	0	2	0	0	0	0	0	0	0	0	0	<b>4</b>
	KP	10	0	0	2	0	0	10	0	2	0	3	0	0	2	0	0	<b>29</b>
	Balochistan	0	0	0	0	0	0	1	0	0	0	0	0	0	0	0	0	<b>1</b>
	AJ&K	2	0	0	0	0	0	1	0	2	0	1	0	0	0	0	0	<b>6</b>
	GB	0	0	0	0	0	0	1	0	1	0	0	0	0	0	0	0	<b>2</b>
	FATA	0	0	0	0	0	0	0	0	0	0	0	0	0	0	0	0	<b>0</b>
<b>Federal College of</b>	<b>TOTAL</b>	<b>19</b>	<b>4</b>	<b>0</b>	<b>4</b>	<b>1</b>	<b>0</b>	<b>9</b>	<b>0</b>	<b>1</b>	<b>0</b>	<b>4</b>	<b>0</b>	<b>0</b>	<b>2</b>	<b>0</b>	<b>6</b>	<b>50</b>
<b>Education, Islamabad.</b>	Islamabad	2	0	0	0	0	0	2	0	0	0	0	0	0	0	0	0	<b>4</b>
	Punjab	11	3	0	4	1	0	4	0	0	0	2	0	0	0	0	4	<b>29</b>
	Sindh R	0	0	0	0	0	0	0	0	0	0	1	0	0	0	0	1	<b>2</b>
	Sindh U	0	0	0	0	0	0	0	0	0	0	0	0	0	0	0	0	<b>0</b>
	KP	3	1	0	0	0	0	2	0	1	0	1	0	0	2	0	1	<b>11</b>
	Balochistan	0	0	0	0	0	0	0	0	0	0	0	0	0	0	0	0	<b>0</b>
	AJ&K	2	0	0	0	0	0	1	0	0	0	0	0	0	0	0	0	<b>3</b>
	GB	0	0	0	0	0	0	0	0	0	0	0	0	0	0	0	0	<b>0</b>
	FATA	1	0	0	0	0	0	0	0	0	0	0	0	0	0	0	0	<b>1</b>
<b>Federal Directorate of</b>	<b>TOTAL</b>	<b>982</b>	<b>840</b>	<b>286</b>	<b>74</b>	<b>35</b>	<b>5</b>	<b>176</b>	<b>0</b>	<b>451</b>	<b>5</b>	<b>161</b>	<b>89</b>	<b>7</b>	<b>1172</b>	<b>3</b>	<b>2964</b>	<b>7250</b>
<b>Education, Islamabad.</b>	Islamabad	672	519	157	22	7	1	29	0	152	1	36	29	0	233	0	479	<b>2337</b>
	Punjab	239	239	105	41	24	3	97	0	179	4	94	39	5	516	2	1387	<b>2974</b>
	Sindh R	5	4	3	1	0	1	10	0	33	0	5	2	0	114	0	236	<b>414</b>
	Sindh U	8	3	0	2	0	0	2	0	18	0	3	0	0	53	0	154	<b>243</b>
	KP	45	41	16	6	2	0	28	0	47	0	18	16	2	165	0	488	<b>874</b>
	Balochistan	2	1	0	0	1	0	4	0	6	0	1	0	0	35	0	73	<b>123</b>
	AJ&K	9	27	4	2	1	0	4	0	12	0	4	1	0	33	0	82	<b>179</b>
	GB	2	1	1	0	0	0	0	0	2	0	0	0	0	10	1	16	<b>33</b>
	FATA	0	5	0	0	0	0	2	0	2	0	0	2	0	13	0	49	<b>73</b>

TABLE-30									
DOMICILE WISE ACTUAL STRENGTH OF EMPLOYEES BY BASIC SCALE AND DIVISIONS / ATTACHED DEPARTMENTS /SUBORDINATE OFFICES DEPARTMENTS /SUBORDINATE OFFICES									
DIVISION/OFFICE	DOMICILE	BASIC SCALE 17 to 22						TOTAL	G.TOTAL BS 1-22
		17	18	19	20	21	22		
<b>Directorate General of Special</b>	<b>TOTAL</b>	<b>82</b>	<b>14</b>	<b>10</b>	<b>1</b>	<b>0</b>	<b>0</b>	<b>107</b>	<b>573</b>
<b>Education, Islamabad.</b>	Islamabad	11	0	0	0	0	0	11	111
	Punjab	51	11	6	1	0	0	69	331
	Sindh R	4	1	2	0	0	0	7	19
	Sindh U	2	0	1	0	0	0	3	18
	KP	9	2	0	0	0	0	11	65
	Balochistan	2	0	0	0	0	0	2	4
	AJ&K	1	0	0	0	0	0	1	15
	GB	2	0	0	0	0	0	2	7
	FATA	0	0	1	0	0	0	1	3
<b>District Population Welfare Office,</b>	<b>TOTAL</b>	<b>3</b>	<b>3</b>	<b>1</b>	<b>0</b>	<b>0</b>	<b>0</b>	<b>7</b>	<b>199</b>
<b>Islamabad.</b>	Islamabad	0	0	0	0	0	0	0	36
	Punjab	1	2	1	0	0	0	4	113
	Sindh R	0	0	0	0	0	0	0	5
	Sindh U	0	0	0	0	0	0	0	4
	KP	0	1	0	0	0	0	1	30
	Balochistan	1	0	0	0	0	0	1	2
	AJ&K	1	0	0	0	0	0	1	7
	GB	0	0	0	0	0	0	0	2
	FATA	0	0	0	0	0	0	0	0
<b>Federal College of Education,</b>	<b>TOTAL</b>	<b>11</b>	<b>13</b>	<b>6</b>	<b>1</b>	<b>0</b>	<b>0</b>	<b>31</b>	<b>81</b>
<b>Islamabad.</b>	Islamabad	0	0	0	0	0	0	0	4
	Punjab	6	9	5	0	0	0	20	49
	Sindh R	2	0	0	0	0	0	2	4
	Sindh U	1	1	0	0	0	0	2	2
	KP	1	2	1	0	0	0	4	15
	Balochistan	0	1	0	0	0	0	1	1
	AJ&K	1	0	0	0	0	0	1	4
	GB	0	0	0	0	0	0	0	0
	FATA	0	0	0	1	0	0	1	2
<b>Federal Directorate of Education,</b>	<b>TOTAL</b>	<b>2412</b>	<b>800</b>	<b>361</b>	<b>21</b>	<b>0</b>	<b>0</b>	<b>3594</b>	<b>10844</b>
<b>Islamabad.</b>	Islamabad	329	45	19	2	0	0	395	2732
	Punjab	1310	435	198	13	0	0	1956	4930
	Sindh R	194	75	34	2	0	0	305	719
	Sindh U	126	58	28	0	0	0	212	455
	KP	294	108	51	3	0	0	456	1330
	Balochistan	68	36	13	0	0	0	117	240
	AJ&K	38	22	4	0	0	0	64	243
	GB	21	8	4	0	0	0	33	66
	FATA	32	13	10	1	0	0	56	129

**TABLE-30**  
**DOMICILE WISE ACTUAL STRENGTH OF EMPLOYEES BY BASIC SCALE AND DIVISIONS / ATTACHED DEPARTMENTS / SUBORDINATE OFFICES**

DIVISION/OFFICE	DOMICILE	BASIC SCALE 1 to 16																
		1	2	3	4	5	6	7	8	9	10	11	12	13	14	15	16	TOTAL
<b>Federal Medical &amp; Dental</b>	<b>TOTAL</b>	<b>8</b>	<b>40</b>	<b>0</b>	<b>0</b>	<b>11</b>	<b>0</b>	<b>4</b>	<b>0</b>	<b>7</b>	<b>0</b>	<b>0</b>	<b>1</b>	<b>0</b>	<b>8</b>	<b>0</b>	<b>3</b>	<b>82</b>
<b>College, Islamabad.</b>	Islamabad	8	40	0	0	4	0	1	0	1	0	0	0	0	1	0	0	55
	Punjab	0	0	0	0	3	0	2	0	3	0	0	1	0	5	0	2	16
	Sindh R	0	0	0	0	1	0	1	0	1	0	0	0	0	1	0	1	5
	Sindh U	0	0	0	0	0	0	0	0	0	0	0	0	0	0	0	0	0
	KP	0	0	0	0	2	0	0	0	1	0	0	0	0	1	0	0	4
	Balochistan	0	0	0	0	0	0	0	0	0	0	0	0	0	0	0	0	0
	AJ&K	0	0	0	0	0	0	0	0	0	0	0	0	0	0	0	0	0
	GB	0	0	0	0	0	0	0	0	0	0	0	0	0	0	0	0	0
	FATA	0	0	0	0	1	0	0	0	1	0	0	0	0	0	0	0	2
<b>Federal General Hospital,</b>	<b>TOTAL</b>	<b>76</b>	<b>36</b>	<b>0</b>	<b>9</b>	<b>2</b>	<b>0</b>	<b>6</b>	<b>0</b>	<b>37</b>	<b>0</b>	<b>2</b>	<b>8</b>	<b>0</b>	<b>1</b>	<b>0</b>	<b>79</b>	<b>256</b>
<b>Islamabad.</b>	Islamabad	76	36	0	1	0	0	2	0	6	0	0	2	0	0	0	2	125
	Punjab	0	0	0	5	1	0	2	0	17	0	1	4	0	0	0	38	68
	Sindh R	0	0	0	1	1	0	1	0	6	0	1	0	0	1	0	18	29
	Sindh U	0	0	0	1	0	0	0	0	1	0	0	1	0	0	0	4	7
	KP	0	0	0	1	0	0	1	0	7	0	0	1	0	0	0	11	21
	Balochistan	0	0	0	0	0	0	0	0	0	0	0	0	0	0	0	4	4
	AJ&K	0	0	0	0	0	0	0	0	0	0	0	0	0	0	0	2	2
	GB	0	0	0	0	0	0	0	0	0	0	0	0	0	0	0	0	0
	FATA	0	0	0	0	0	0	0	0	0	0	0	0	0	0	0	0	0
<b>Federal Government</b>	<b>TOTAL</b>	<b>333</b>	<b>162</b>	<b>1</b>	<b>89</b>	<b>0</b>	<b>14</b>	<b>4</b>	<b>0</b>	<b>220</b>	<b>4</b>	<b>13</b>	<b>61</b>	<b>0</b>	<b>43</b>	<b>12</b>	<b>245</b>	<b>1201</b>
<b>Polyclinic, Islamabad.</b>	Islamabad	333	162	0	0	0	0	0	0	0	0	0	0	0	0	0	0	495
	Punjab	0	0	0	62	0	10	4	0	117	3	7	32	0	32	10	154	431
	Sindh R	0	0	0	2	0	0	0	0	17	0	1	5	0	2	0	23	50
	Sindh U	0	0	1	4	0	1	0	0	24	0	1	7	0	3	1	11	53
	KP	0	0	0	13	0	2	0	0	39	1	4	10	0	5	1	44	119
	Balochistan	0	0	0	2	0	1	0	0	9	0	0	3	0	0	0	3	18
	AJ&K	0	0	0	4	0	0	0	0	7	0	0	3	0	0	0	8	22
	GB	0	0	0	0	0	0	0	0	0	0	0	0	0	0	0	0	0
	FATA	0	0	0	2	0	0	0	0	7	0	0	1	0	1	0	2	13
<b>Government Polytechnic</b>	<b>TOTAL</b>	<b>0</b>	<b>11</b>	<b>1</b>	<b>0</b>	<b>1</b>	<b>3</b>	<b>3</b>	<b>0</b>	<b>1</b>	<b>1</b>	<b>2</b>	<b>0</b>	<b>0</b>	<b>7</b>	<b>1</b>	<b>1</b>	<b>32</b>
<b>Institute for Women,</b>	Islamabad	0	0	0	0	0	0	0	0	0	0	0	0	0	2	0	0	2
<b>Islamabad.</b>	Punjab	0	11	0	0	0	3	3	0	1	1	2	0	0	2	1	1	25
	Sindh R	0	0	0	0	0	0	0	0	0	0	0	0	0	1	0	0	1
	Sindh U	0	0	0	0	0	0	0	0	0	0	0	0	0	0	0	0	0
	KP	0	0	0	0	1	0	0	0	0	0	0	0	0	2	0	0	3
	Balochistan	0	0	0	0	0	0	0	0	0	0	0	0	0	0	0	0	0
	AJ&K	0	0	1	0	0	0	0	0	0	0	0	0	0	0	0	0	1
	GB	0	0	0	0	0	0	0	0	0	0	0	0	0	0	0	0	0
	FATA	0	0	0	0	0	0	0	0	0	0	0	0	0	0	0	0	0

TABLE-30									
DOMICILE WISE ACTUAL STRENGTH OF EMPLOYEES BY BASIC SCALE AND DIVISIONS / ATTACHED DEPARTMENTS /SUBORDINATE OFFICES DEPARTMENTS /SUBORDINATE OFFICES									
DIVISION/OFFICE	DOMICILE	BASIC SCALE 17 to 22							G.TOTAL BS 1-22
		17	18	19	20	21	22	TOTAL	
<b>Federal Medical &amp; Dental College,</b>	<b>TOTAL</b>	<b>29</b>	<b>8</b>	<b>0</b>	<b>0</b>	<b>0</b>	<b>0</b>	<b>37</b>	<b>119</b>
<b>Islamabad.</b>	Islamabad	4	1	0	0	0	0	5	60
	Punjab	13	4	0	0	0	0	17	33
	Sindh R	3	0	0	0	0	0	3	8
	Sindh U	1	0	0	0	0	0	1	1
	KP	4	3	0	0	0	0	7	11
	Balochistan	2	0	0	0	0	0	2	2
	AJ&K	1	0	0	0	0	0	1	1
	GB	1	0	0	0	0	0	1	1
	FATA	0	0	0	0	0	0	0	2
<b>Federal General Hospital,</b>	<b>TOTAL</b>	<b>42</b>	<b>11</b>	<b>1</b>	<b>0</b>	<b>0</b>	<b>0</b>	<b>54</b>	<b>310</b>
<b>Islamabad.</b>	Islamabad	3	1	0	0	0	0	4	129
	Punjab	22	9	1	0	0	0	32	100
	Sindh R	6	0	0	0	0	0	6	35
	Sindh U	0	0	0	0	0	0	0	7
	KP	8	1	0	0	0	0	9	30
	Balochistan	2	0	0	0	0	0	2	6
	AJ&K	0	0	0	0	0	0	0	2
	GB	0	0	0	0	0	0	0	0
	FATA	1	0	0	0	0	0	1	1
<b>Federal Government Polyclinic,</b>	<b>TOTAL</b>	<b>257</b>	<b>22</b>	<b>25</b>	<b>12</b>	<b>1</b>	<b>0</b>	<b>317</b>	<b>1518</b>
<b>Islamabad.</b>	Islamabad	0	0	0	0	0	0	0	495
	Punjab	158	13	20	9	0	0	200	631
	Sindh R	27	0	1	0	1	0	29	79
	Sindh U	10	0	0	0	0	0	10	63
	KP	44	6	3	1	0	0	54	173
	Balochistan	7	1	0	1	0	0	9	27
	AJ&K	3	1	0	0	0	0	4	26
	GB	8	0	0	0	0	0	8	8
	FATA	0	1	1	1	0	0	3	16
<b>Government Polytechnic Institute</b>	<b>TOTAL</b>	<b>17</b>	<b>3</b>	<b>2</b>	<b>0</b>	<b>0</b>	<b>0</b>	<b>22</b>	<b>54</b>
<b>for Women, Islamabad.</b>	Islamabad	0	0	0	0	0	0	0	2
	Punjab	12	1	0	0	0	0	13	38
	Sindh R	3	0	0	0	0	0	3	4
	Sindh U	0	1	1	0	0	0	2	2
	KP	1	0	1	0	0	0	2	5
	Balochistan	0	1	0	0	0	0	1	1
	AJ&K	0	0	0	0	0	0	0	1
	GB	0	0	0	0	0	0	0	0
	FATA	1	0	0	0	0	0	1	1



TABLE-30																	
DOMICILE WISE ACTUAL STRENGTH OF EMPLOYEES BY BASIC SCALE AND DIVISIONS / ATTACHED DEPARTMENTS / SUBORDINATE OFFICES																	
DIVISION/OFFICE	DOMICILE	BASIC SCALE 1 to 16															
		1	2	3	4	5	6	7	8	9	10	11	12	13	14	15	16
<b>National Trust for the</b>	<b>TOTAL</b>	<b>0</b>	<b>3</b>	<b>0</b>	<b>1</b>	<b>0</b>	<b>0</b>	<b>0</b>	<b>0</b>	<b>2</b>	<b>0</b>	<b>1</b>	<b>0</b>	<b>0</b>	<b>2</b>	<b>5</b>	<b>14</b>
<b>Disabled, Islamabad.</b>	Islamabad	0	0	0	0	0	0	0	0	0	0	0	0	0	0	0	0
	Punjab	0	3	0	1	0	0	0	0	1	0	1	0	0	0	1	3
	Sindh R	0	0	0	0	0	0	0	0	0	0	0	0	0	0	0	0
	Sindh U	0	0	0	0	0	0	0	0	0	0	0	0	0	0	1	0
	KP	0	0	0	0	0	0	0	0	0	0	0	0	0	0	1	1
	Balochistan	0	0	0	0	0	0	0	0	0	0	0	0	0	0	0	0
	AJ&K	0	0	0	0	0	0	0	0	0	0	0	0	0	0	1	1
	GB	0	0	0	0	0	0	0	0	0	0	0	0	0	0	0	0
	FATA	0	0	0	0	0	0	0	0	1	0	0	0	0	0	0	1
<b>National Council for the</b>	<b>TOTAL</b>	<b>0</b>	<b>2</b>	<b>0</b>	<b>0</b>	<b>0</b>	<b>0</b>	<b>0</b>	<b>0</b>	<b>0</b>	<b>0</b>	<b>0</b>	<b>0</b>	<b>0</b>	<b>2</b>	<b>0</b>	<b>2</b>
<b>Rehabilitation of Disabled</b>	Islamabad	0	0	0	0	0	0	0	0	0	0	0	0	0	0	0	1
<b>Persons, Islamabad.</b>	Punjab	0	1	0	0	0	0	0	0	0	0	0	0	0	1	0	1
	Sindh R	0	0	0	0	0	0	0	0	0	0	0	0	0	0	0	0
	Sindh U	0	0	0	0	0	0	0	0	0	0	0	0	0	0	0	0
	KP	0	1	0	0	0	0	0	0	0	0	0	0	0	1	0	2
	Balochistan	0	0	0	0	0	0	0	0	0	0	0	0	0	0	0	0
	AJ&K	0	0	0	0	0	0	0	0	0	0	0	0	0	0	0	0
	GB	0	0	0	0	0	0	0	0	0	0	0	0	0	0	0	0
	FATA	0	0	0	0	0	0	0	0	0	0	0	0	0	0	0	0
<b>National Council of Social</b>	<b>TOTAL</b>	<b>3</b>	<b>11</b>	<b>1</b>	<b>2</b>	<b>2</b>	<b>0</b>	<b>0</b>	<b>0</b>	<b>6</b>	<b>0</b>	<b>3</b>	<b>0</b>	<b>0</b>	<b>5</b>	<b>4</b>	<b>7</b>
<b>Welfare, Islamabad.</b>	Islamabad	2	3	1	0	1	0	0	0	3	0	1	0	0	2	1	2
	Punjab	1	4	0	0	0	0	0	0	2	0	1	0	0	0	2	3
	Sindh R	0	0	0	1	0	0	0	0	1	0	0	0	0	1	0	3
	Sindh U	0	0	0	0	0	0	0	0	0	0	0	0	0	0	1	1
	KP	0	2	0	1	1	0	0	0	0	0	1	0	0	1	1	8
	Balochistan	0	0	0	0	0	0	0	0	0	0	0	0	0	1	0	1
	AJ&K	0	2	0	0	0	0	0	0	0	0	0	0	0	0	0	2
	GB	0	0	0	0	0	0	0	0	0	0	0	0	0	0	0	0
	FATA	0	0	0	0	0	0	0	0	0	0	0	0	0	0	0	0
<b>National Institute of</b>	<b>TOTAL</b>	<b>33</b>	<b>37</b>	<b>0</b>	<b>12</b>	<b>2</b>	<b>0</b>	<b>10</b>	<b>0</b>	<b>31</b>	<b>0</b>	<b>6</b>	<b>1</b>	<b>0</b>	<b>10</b>	<b>0</b>	<b>60</b>
<b>Rehabilitation Medicine,</b>	Islamabad	7	2	0	0	0	0	0	0	0	0	0	0	0	0	0	9
<b>Islamabad.</b>	Punjab	19	25	0	5	2	0	9	0	19	0	4	1	0	9	0	42
	Sindh R	0	2	0	1	0	0	1	0	1	0	0	0	0	0	4	9
	Sindh U	0	0	0	0	0	0	0	0	1	0	0	0	0	1	0	7
	KP	3	6	0	4	0	0	0	0	6	0	1	0	0	0	8	28
	Balochistan	0	0	0	0	0	0	0	0	1	0	0	0	0	0	0	1
	AJ&K	4	2	0	2	0	0	0	0	1	0	1	0	0	0	1	11
	GB	0	0	0	0	0	0	0	0	0	0	0	0	0	0	0	0
	FATA	0	0	0	0	0	0	0	0	2	0	0	0	0	0	0	2

TABLE-30									
DOMICILE WISE ACTUAL STRENGTH OF EMPLOYEES BY BASIC SCALE AND DIVISIONS / ATTACHED DEPARTMENTS /SUBORDINATE OFFICES DEPARTMENTS /SUBORDINATE OFFICES									
DIVISION/OFFICE	DOMICILE	BASIC SCALE 17 to 22						TOTAL	G.TOTAL BS 1-22
		17	18	19	20	21	22		
<b>National Trust for the Disabled,</b>	<b>TOTAL</b>	<b>3</b>	<b>0</b>	<b>0</b>	<b>0</b>	<b>0</b>	<b>0</b>	<b>3</b>	<b>17</b>
<b>Islamabad.</b>	Islamabad	0	0	0	0	0	0	0	0
	Punjab	3	0	0	0	0	0	3	13
	Sindh R	0	0	0	0	0	0	0	0
	Sindh U	0	0	0	0	0	0	0	1
	KP	0	0	0	0	0	0	0	1
	Balochistan	0	0	0	0	0	0	0	0
	AJ&K	0	0	0	0	0	0	0	1
	GB	0	0	0	0	0	0	0	0
	FATA	0	0	0	0	0	0	0	1
<b>National Council for the</b>	<b>TOTAL</b>	<b>1</b>	<b>1</b>	<b>0</b>	<b>0</b>	<b>0</b>	<b>0</b>	<b>2</b>	<b>8</b>
<b>Rehabilitation of Disabled Persons,</b>	Islamabad	0	0	0	0	0	0	0	1
<b>Islamabad.</b>	Punjab	1	1	0	0	0	0	2	5
	Sindh R	0	0	0	0	0	0	0	0
	Sindh U	0	0	0	0	0	0	0	0
	KP	0	0	0	0	0	0	0	2
	Balochistan	0	0	0	0	0	0	0	0
	AJ&K	0	0	0	0	0	0	0	0
	GB	0	0	0	0	0	0	0	0
	FATA	0	0	0	0	0	0	0	0
<b>National Council of Social Welfare,</b>	<b>TOTAL</b>	<b>6</b>	<b>0</b>	<b>0</b>	<b>0</b>	<b>0</b>	<b>1</b>	<b>7</b>	<b>51</b>
<b>Islamabad.</b>	Islamabad	0	0	0	0	0	0	0	16
	Punjab	4	0	0	0	0	1	5	18
	Sindh R	0	0	0	0	0	0	0	3
	Sindh U	0	0	0	0	0	0	0	1
	KP	1	0	0	0	0	0	1	9
	Balochistan	0	0	0	0	0	0	0	1
	AJ&K	1	0	0	0	0	0	1	3
	GB	0	0	0	0	0	0	0	0
	FATA	0	0	0	0	0	0	0	0
<b>National Institute of Rehabilitation</b>	<b>TOTAL</b>	<b>67</b>	<b>13</b>	<b>2</b>	<b>0</b>	<b>0</b>	<b>0</b>	<b>82</b>	<b>284</b>
<b>Medicine, Islamabad.</b>	Islamabad	0	1	0	0	0	0	1	10
	Punjab	31	8	1	0	0	0	40	175
	Sindh R	6	0	0	0	0	0	6	15
	Sindh U	4	0	0	0	0	0	4	11
	KP	20	2	1	0	0	0	23	51
	Balochistan	3	1	0	0	0	0	4	5
	AJ&K	0	0	0	0	0	0	0	11
	GB	3	0	0	0	0	0	3	3
	FATA	0	1	0	0	0	0	1	3

**TABLE-30**  
**DOMICILE WISE ACTUAL STRENGTH OF EMPLOYEES BY BASIC SCALE AND DIVISIONS / ATTACHED DEPARTMENTS / SUBORDINATE OFFICES**

DIVISION/OFFICE	DOMICILE	BASIC SCALE 1 to 16																TOTAL
		1	2	3	4	5	6	7	8	9	10	11	12	13	14	15	16	
<b>Pakistan Institute of Medical Sciences, Islamabad.</b>	<b>TOTAL</b>	<b>563</b>	<b>460</b>	<b>18</b>	<b>58</b>	<b>31</b>	<b>4</b>	<b>30</b>	<b>0</b>	<b>392</b>	<b>4</b>	<b>67</b>	<b>99</b>	<b>2</b>	<b>81</b>	<b>14</b>	<b>668</b>	<b>2491</b>
	Islamabad	175	57	2	5	8	1	1	0	17	0	0	1	0	2	0	20	289
	Punjab	311	317	9	22	16	1	16	0	213	4	44	70	1	51	13	414	1502
	Sindh R	1	2	2	8	2	0	8	0	31	0	6	1	0	6	0	66	133
	Sindh U	0	2	1	3	1	1	0	0	11	0	5	6	0	4	0	40	74
	KP	57	64	3	16	3	1	5	0	88	0	9	17	1	16	1	98	379
	Balochistan	15	0	0	2	0	0	0	0	10	0	1	0	0	0	0	1	29
	AJ&K	4	18	0	1	0	0	0	0	14	0	1	4	0	1	0	15	58
	GB	0	0	1	0	0	0	0	0	1	0	1	0	0	0	0	0	3
	FATA	0	0	0	1	1	0	0	0	7	0	0	0	0	1	0	14	24
<b>Social Welfare Centre, Islamabad.</b>	<b>TOTAL</b>	<b>8</b>	<b>17</b>	<b>6</b>	<b>5</b>	<b>7</b>	<b>1</b>	<b>17</b>	<b>21</b>	<b>18</b>	<b>0</b>	<b>8</b>	<b>0</b>	<b>0</b>	<b>7</b>	<b>4</b>	<b>2</b>	<b>121</b>
	Islamabad	6	6	3	2	2	0	4	8	2	0	5	0	0	0	2	0	40
	Punjab	1	10	2	2	3	1	11	11	12	0	0	0	0	6	1	2	62
	Sindh R	0	0	0	0	0	0	0	0	1	0	0	0	0	0	0	0	1
	Sindh U	0	0	0	0	0	0	0	0	1	0	0	0	0	0	0	0	1
	KP	0	1	1	0	2	0	2	2	2	0	1	0	0	1	0	0	12
	Balochistan	0	0	0	0	0	0	0	0	0	0	0	0	0	0	0	0	0
	AJ&K	1	0	0	0	0	0	0	0	0	0	1	0	0	0	0	0	2
	GB	0	0	0	1	0	0	0	0	0	0	1	0	0	0	0	0	2
	FATA	0	0	0	0	0	0	0	0	0	0	0	0	0	0	1	0	1
<b>Technical Panel on Teachers Education, Islamabad.</b>	<b>TOTAL</b>	<b>0</b>	<b>3</b>	<b>0</b>	<b>0</b>	<b>0</b>	<b>0</b>	<b>0</b>	<b>0</b>	<b>1</b>	<b>0</b>	<b>0</b>	<b>0</b>	<b>0</b>	<b>2</b>	<b>0</b>	<b>0</b>	<b>6</b>
	Islamabad	0	2	0	0	0	0	0	0	0	0	0	0	0	0	0	0	2
	Punjab	0	1	0	0	0	0	0	0	1	0	0	0	0	0	0	0	2
	Sindh R	0	0	0	0	0	0	0	0	0	0	0	0	0	2	0	0	2
	Sindh U	0	0	0	0	0	0	0	0	0	0	0	0	0	0	0	0	0
	KP	0	0	0	0	0	0	0	0	0	0	0	0	0	0	0	0	0
	Balochistan	0	0	0	0	0	0	0	0	0	0	0	0	0	0	0	0	0
	AJ&K	0	0	0	0	0	0	0	0	0	0	0	0	0	0	0	0	0
	GB	0	0	0	0	0	0	0	0	0	0	0	0	0	0	0	0	0
	FATA	0	0	0	0	0	0	0	0	0	0	0	0	0	0	0	0	0
<b>4. Commerce Division</b>	<b>G. TOTAL</b>	<b>107</b>	<b>19</b>	<b>122</b>	<b>27</b>	<b>19</b>	<b>0</b>	<b>15</b>	<b>1</b>	<b>46</b>	<b>0</b>	<b>96</b>	<b>2</b>	<b>5</b>	<b>99</b>	<b>92</b>	<b>98</b>	<b>748</b>
<b>Main, Islamabad.</b>	<b>TOTAL</b>	<b>99</b>	<b>5</b>	<b>3</b>	<b>27</b>	<b>2</b>	<b>0</b>	<b>1</b>	<b>0</b>	<b>20</b>	<b>0</b>	<b>19</b>	<b>2</b>	<b>0</b>	<b>48</b>	<b>79</b>	<b>42</b>	<b>347</b>
	Islamabad	41	1	1	7	0	0	0	0	5	0	4	2	0	4	7	1	73
	Punjab	34	3	0	13	0	0	1	0	8	0	6	0	0	19	48	25	157
	Sindh R	2	0	0	0	0	0	0	0	1	0	1	0	0	8	6	3	21
	Sindh U	0	0	0	1	0	0	0	0	0	0	1	0	0	4	4	3	13
	KP	15	1	1	2	1	0	0	0	4	0	3	0	0	8	11	8	54
	Balochistan	0	0	0	0	0	0	0	0	0	0	1	0	0	3	1	1	6
	AJ&K	7	0	1	4	1	0	0	0	1	0	3	0	0	0	1	1	19
	GB	0	0	0	0	0	0	0	0	1	0	0	0	0	1	1	0	3
	FATA	0	0	0	0	0	0	0	0	0	0	0	0	0	1	0	0	1

TABLE-30									
DOMICILE WISE ACTUAL STRENGTH OF EMPLOYEES BY BASIC SCALE AND DIVISIONS / ATTACHED DEPARTMENTS /SUBORDINATE OFFICES DEPARTMENTS /SUBORDINATE OFFICES									
DIVISION/OFFICE	DOMICILE	BASIC SCALE 17 to 22							G.TOTAL BS 1-22
		17	18	19	20	21	22	TOTAL	
<b>Pakistan Institute of Medical Sciences, Islamabad.</b>	<b>TOTAL</b>	<b>246</b>	<b>78</b>	<b>28</b>	<b>30</b>	<b>1</b>	<b>0</b>	<b>383</b>	<b>2874</b>
	Islamabad	2	6	2	8	0	0	18	307
	Punjab	158	41	13	15	1	0	228	1730
	Sindh R	18	5	5	2	0	0	30	163
	Sindh U	5	3	3	1	0	0	12	86
	KP	41	16	3	3	0	0	63	442
	Balochistan	11	3	0	1	0	0	15	44
	AJ&K	3	2	1	0	0	0	6	64
	GB	3	1	1	0	0	0	5	8
	FATA	5	1	0	0	0	0	6	30
<b>Social Welfare Centre, Islamabad.</b>	<b>TOTAL</b>	<b>17</b>	<b>1</b>	<b>0</b>	<b>0</b>	<b>0</b>	<b>0</b>	<b>18</b>	<b>139</b>
	Islamabad	0	0	0	0	0	0	0	40
	Punjab	15	1	0	0	0	0	16	78
	Sindh R	0	0	0	0	0	0	0	1
	Sindh U	0	0	0	0	0	0	0	1
	KP	1	0	0	0	0	0	1	13
	Balochistan	1	0	0	0	0	0	1	1
	AJ&K	0	0	0	0	0	0	0	2
	GB	0	0	0	0	0	0	0	2
	FATA	0	0	0	0	0	0	0	1
<b>Technical Panel on Teachers Education, Islamabad.</b>	<b>TOTAL</b>	<b>1</b>	<b>0</b>	<b>1</b>	<b>0</b>	<b>0</b>	<b>0</b>	<b>2</b>	<b>8</b>
	Islamabad	0	0	0	0	0	0	0	2
	Punjab	1	0	1	0	0	0	2	4
	Sindh R	0	0	0	0	0	0	0	2
	Sindh U	0	0	0	0	0	0	0	0
	KP	0	0	0	0	0	0	0	0
	Balochistan	0	0	0	0	0	0	0	0
	AJ&K	0	0	0	0	0	0	0	0
	GB	0	0	0	0	0	0	0	0
	FATA	0	0	0	0	0	0	0	0
<b>4. Commerce Division</b>	<b>G. TOTAL</b>	<b>49</b>	<b>97</b>	<b>42</b>	<b>13</b>	<b>6</b>	<b>1</b>	<b>208</b>	<b>956</b>
<b>Main, Islamabad.</b>	<b>TOTAL</b>	<b>0</b>	<b>44</b>	<b>18</b>	<b>8</b>	<b>2</b>	<b>1</b>	<b>73</b>	<b>420</b>
	Islamabad	0	0	1	0	0	0	1	74
	Punjab	0	24	8	8	1	0	41	198
	Sindh R	0	2	1	0	0	0	3	24
	Sindh U	0	4	1	0	1	1	7	20
	KP	0	8	5	0	0	0	13	67
	Balochistan	0	4	0	0	0	0	4	10
	AJ&K	0	0	1	0	0	0	1	20
	GB	0	0	0	0	0	0	0	3
	FATA	0	2	1	0	0	0	3	4

**TABLE-30**  
**DOMICILE WISE ACTUAL STRENGTH OF EMPLOYEES BY BASIC SCALE AND DIVISIONS / ATTACHED DEPARTMENTS / SUBORDINATE OFFICES**

DIVISION/OFFICE	DOMICILE	BASIC SCALE 1 to 16																
		1	2	3	4	5	6	7	8	9	10	11	12	13	14	15	16	TOTAL
<b>Directorate General of</b>	<b>TOTAL</b>	<b>0</b>	<b>14</b>	<b>0</b>	<b>0</b>	<b>5</b>	<b>0</b>	<b>0</b>	<b>0</b>	<b>1</b>	<b>0</b>	<b>1</b>	<b>0</b>	<b>0</b>	<b>3</b>	<b>0</b>	<b>8</b>	<b>32</b>
<b>Trade Organizations,</b>	Islamabad	0	4	0	0	1	0	0	0	0	0	0	0	0	1	0	0	6
<b>Islamabad.</b>	Punjab	0	7	0	0	4	0	0	0	1	0	1	0	0	1	0	4	18
	Sindh R	0	0	0	0	0	0	0	0	0	0	0	0	0	0	0	2	2
	Sindh U	0	0	0	0	0	0	0	0	0	0	0	0	0	0	0	1	1
	KP	0	3	0	0	0	0	0	0	0	0	0	0	0	1	0	1	5
	Balochistan	0	0	0	0	0	0	0	0	0	0	0	0	0	0	0	0	0
	AJ&K	0	0	0	0	0	0	0	0	0	0	0	0	0	0	0	0	0
	GB	0	0	0	0	0	0	0	0	0	0	0	0	0	0	0	0	0
	FATA	0	0	0	0	0	0	0	0	0	0	0	0	0	0	0	0	0
<b>Pakistan Institute of</b>	<b>TOTAL</b>	<b>8</b>	<b>0</b>	<b>0</b>	<b>0</b>	<b>1</b>	<b>0</b>	<b>0</b>	<b>0</b>	<b>1</b>	<b>0</b>	<b>2</b>	<b>0</b>	<b>0</b>	<b>1</b>	<b>0</b>	<b>5</b>	<b>18</b>
<b>Trade and Development,</b>	Islamabad	0	0	0	0	0	0	0	0	0	0	0	0	0	0	0	0	0
<b>Islamabad.</b>	Punjab	4	0	0	0	1	0	0	0	1	0	0	0	0	1	0	4	11
	Sindh R	0	0	0	0	0	0	0	0	0	0	0	0	0	0	0	0	0
	Sindh U	0	0	0	0	0	0	0	0	0	0	0	0	0	0	0	0	0
	KP	4	0	0	0	0	0	0	0	0	0	2	0	0	0	0	1	7
	Balochistan	0	0	0	0	0	0	0	0	0	0	0	0	0	0	0	0	0
	AJ&K	0	0	0	0	0	0	0	0	0	0	0	0	0	0	0	0	0
	GB	0	0	0	0	0	0	0	0	0	0	0	0	0	0	0	0	0
	FATA	0	0	0	0	0	0	0	0	0	0	0	0	0	0	0	0	0
<b>Trade Development</b>	<b>TOTAL</b>	<b>0</b>	<b>0</b>	<b>119</b>	<b>0</b>	<b>11</b>	<b>0</b>	<b>14</b>	<b>1</b>	<b>24</b>	<b>0</b>	<b>74</b>	<b>0</b>	<b>5</b>	<b>47</b>	<b>13</b>	<b>43</b>	<b>351</b>
<b>Authority of Pakistan,</b>	Islamabad	0	0	0	0	0	0	0	0	0	0	0	0	0	0	0	0	0
<b>Karachi.</b>	Punjab	0	0	36	0	5	0	5	1	18	0	42	0	3	17	1	21	149
	Sindh R	0	0	8	0	0	0	0	0	1	0	2	0	0	18	0	3	32
	Sindh U	0	0	44	0	6	0	6	0	5	0	16	0	1	8	11	13	110
	KP	0	0	13	0	0	0	2	0	0	0	8	0	1	4	0	5	33
	Balochistan	0	0	8	0	0	0	1	0	0	0	1	0	0	0	0	1	11
	AJ&K	0	0	3	0	0	0	0	0	0	0	4	0	0	0	0	0	7
	GB	0	0	4	0	0	0	0	0	0	0	1	0	0	0	1	0	6
	FATA	0	0	3	0	0	0	0	0	0	0	0	0	0	0	0	0	3
<b>5. Communications Division</b>	<b>G. TOTAL</b>	<b>199</b>	<b>422</b>	<b>3</b>	<b>8</b>	<b>236</b>	<b>0</b>	<b>1124</b>	<b>0</b>	<b>1123</b>	<b>5</b>	<b>88</b>	<b>7</b>	<b>73</b>	<b>1299</b>	<b>36</b>	<b>1256</b>	<b>5879</b>
<b>Main, Islamabad.</b>	<b>TOTAL</b>	<b>0</b>	<b>28</b>	<b>3</b>	<b>0</b>	<b>9</b>	<b>0</b>	<b>7</b>	<b>0</b>	<b>5</b>	<b>0</b>	<b>0</b>	<b>7</b>	<b>0</b>	<b>12</b>	<b>13</b>	<b>3</b>	<b>87</b>
	Islamabad	0	0	0	0	0	0	0	0	0	0	0	0	0	0	0	0	0
	Punjab	0	15	2	0	5	0	5	0	4	0	0	4	0	6	9	2	52
	Sindh R	0	0	0	0	1	0	0	0	0	0	0	1	0	0	1	0	3
	Sindh U	0	0	0	0	0	0	0	0	0	0	0	0	0	0	1	1	2
	KP	0	10	0	0	1	0	1	0	1	0	0	2	0	5	2	0	22
	Balochistan	0	0	0	0	1	0	0	0	0	0	0	0	0	0	0	0	1
	AJ&K	0	1	1	0	1	0	0	0	0	0	0	0	0	0	0	0	3
	GB	0	2	0	0	0	0	1	0	0	0	0	0	0	1	0	0	4
	FATA	0	0	0	0	0	0	0	0	0	0	0	0	0	0	0	0	0

TABLE-30									
DOMICILE WISE ACTUAL STRENGTH OF EMPLOYEES BY BASIC SCALE AND DIVISIONS / ATTACHED DEPARTMENTS /SUBORDINATE OFFICES DEPARTMENTS /SUBORDINATE OFFICES									
DIVISION/OFFICE	DOMICILE	BASIC SCALE 17 to 22							G.TOTAL BS 1-22
		17	18	19	20	21	22	TOTAL	
<b>Directorate General of Trade</b>	<b>TOTAL</b>	<b>0</b>	<b>2</b>	<b>2</b>	<b>0</b>	<b>1</b>	<b>0</b>	<b>5</b>	<b>37</b>
<b>Organizations, Islamabad.</b>	Islamabad	0	0	0	0	0	0	0	6
	Punjab	0	0	1	0	0	0	1	19
	Sindh R	0	0	0	0	0	0	0	2
	Sindh U	0	0	0	0	0	0	0	1
	KP	0	1	1	0	1	0	3	8
	Balochistan	0	0	0	0	0	0	0	0
	AJ&K	0	1	0	0	0	0	1	1
	GB	0	0	0	0	0	0	0	0
	FATA	0	0	0	0	0	0	0	0
<b>Pakistan Institute of Trade and</b>	<b>TOTAL</b>	<b>0</b>	<b>2</b>	<b>2</b>	<b>0</b>	<b>1</b>	<b>0</b>	<b>5</b>	<b>23</b>
<b>Development, Islamabad.</b>	Islamabad	0	0	0	0	0	0	0	0
	Punjab	0	1	1	0	1	0	3	14
	Sindh R	0	0	0	0	0	0	0	0
	Sindh U	0	0	0	0	0	0	0	0
	KP	0	1	1	0	0	0	2	9
	Balochistan	0	0	0	0	0	0	0	0
	AJ&K	0	0	0	0	0	0	0	0
	GB	0	0	0	0	0	0	0	0
	FATA	0	0	0	0	0	0	0	0
<b>Trade Development Authority of</b>	<b>TOTAL</b>	<b>49</b>	<b>49</b>	<b>20</b>	<b>5</b>	<b>2</b>	<b>0</b>	<b>125</b>	<b>476</b>
<b>Pakistan, Karachi.</b>	Islamabad	0	0	0	0	0	0	0	0
	Punjab	28	24	8	3	0	0	63	212
	Sindh R	1	10	5	2	2	0	20	52
	Sindh U	13	5	3	0	0	0	21	131
	KP	7	5	4	0	0	0	16	49
	Balochistan	0	5	0	0	0	0	5	16
	AJ&K	0	0	0	0	0	0	0	7
	GB	0	0	0	0	0	0	0	6
	FATA	0	0	0	0	0	0	0	3
<b>5. Communications Division</b>	<b>G. TOTAL</b>	<b>115</b>	<b>28</b>	<b>16</b>	<b>9</b>	<b>4</b>	<b>2</b>	<b>174</b>	<b>6053</b>
<b>Main, Islamabad.</b>	<b>TOTAL</b>	<b>0</b>	<b>13</b>	<b>2</b>	<b>3</b>	<b>1</b>	<b>1</b>	<b>20</b>	<b>107</b>
	Islamabad	0	0	0	0	0	0	0	0
	Punjab	0	7	0	1	0	1	9	61
	Sindh R	0	0	0	0	0	0	0	3
	Sindh U	0	0	0	1	0	0	1	3
	KP	0	3	2	0	1	0	6	28
	Balochistan	0	2	0	1	0	0	3	4
	AJ&K	0	1	0	0	0	0	1	4
	GB	0	0	0	0	0	0	0	4
FATA	0	0	0	0	0	0	0	0	

**TABLE-30**  
**DOMICILE WISE ACTUAL STRENGTH OF EMPLOYEES BY BASIC SCALE AND DIVISIONS / ATTACHED DEPARTMENTS / SUBORDINATE OFFICES**

DIVISION/OFFICE	DOMICILE	BASIC SCALE 1 to 16																
		1	2	3	4	5	6	7	8	9	10	11	12	13	14	15	16	TOTAL
<b>National Highways &amp; Motorways Police, Islamabad.</b>	<b>TOTAL</b>	<b>171</b>	<b>394</b>	<b>0</b>	<b>0</b>	<b>227</b>	<b>0</b>	<b>1117</b>	<b>0</b>	<b>1116</b>	<b>5</b>	<b>83</b>	<b>0</b>	<b>73</b>	<b>1282</b>	<b>23</b>	<b>1236</b>	<b>5727</b>
	Islamabad	14	10	0	0	15	0	0	0	8	0	6	0	1	3	0	7	64
	Punjab	93	173	0	0	99	0	543	0	521	2	42	0	32	699	14	783	3001
	Sindh R	8	43	0	0	26	0	146	0	94	2	6	0	5	127	3	117	577
	Sindh U	10	32	0	0	16	0	103	0	93	0	7	0	10	137	3	113	524
	KP	30	63	0	0	42	0	162	0	208	1	16	0	12	153	2	118	807
	Balochistan	11	53	0	0	19	0	100	0	120	0	4	0	9	121	1	55	493
	AJ&K	2	10	0	0	5	0	37	0	32	0	1	0	2	22	0	11	122
	GB	1	8	0	0	4	0	3	0	14	0	0	0	2	8	0	13	53
	FATA	2	2	0	0	1	0	23	0	26	0	1	0	0	12	0	19	86
<b>National Transport Research Centre, Islamabad.</b>	<b>TOTAL</b>	<b>28</b>	<b>0</b>	<b>0</b>	<b>8</b>	<b>0</b>	<b>0</b>	<b>0</b>	<b>0</b>	<b>2</b>	<b>0</b>	<b>5</b>	<b>0</b>	<b>0</b>	<b>5</b>	<b>0</b>	<b>17</b>	<b>65</b>
	Islamabad	7	0	0	1	0	0	0	0	0	0	0	0	0	0	0	0	8
	Punjab	16	0	0	3	0	0	0	0	1	0	3	0	0	2	0	11	36
	Sindh R	0	0	0	1	0	0	0	0	1	0	0	0	0	0	0	0	2
	Sindh U	0	0	0	0	0	0	0	0	0	0	0	0	0	0	0	1	1
	KP	4	0	0	3	0	0	0	0	0	0	2	0	0	1	0	4	14
	Balochistan	0	0	0	0	0	0	0	0	0	0	0	0	0	1	0	0	1
	AJ&K	1	0	0	0	0	0	0	0	0	0	0	0	0	1	0	1	3
	GB	0	0	0	0	0	0	0	0	0	0	0	0	0	0	0	0	0
	FATA	0	0	0	0	0	0	0	0	0	0	0	0	0	0	0	0	0
<b>6. Climate Change Division</b>	<b>G. TOTAL</b>	<b>16</b>	<b>48</b>	<b>5</b>	<b>6</b>	<b>13</b>	<b>1</b>	<b>2</b>	<b>0</b>	<b>16</b>	<b>5</b>	<b>9</b>	<b>0</b>	<b>0</b>	<b>17</b>	<b>3</b>	<b>41</b>	<b>182</b>
<b>Division</b>	<b>TOTAL</b>	<b>0</b>	<b>35</b>	<b>3</b>	<b>1</b>	<b>7</b>	<b>0</b>	<b>0</b>	<b>0</b>	<b>10</b>	<b>0</b>	<b>5</b>	<b>0</b>	<b>0</b>	<b>14</b>	<b>2</b>	<b>31</b>	<b>108</b>
<b>Main, Islamabad.</b>	Islamabad	0	8	0	0	0	0	0	0	0	0	0	0	0	0	0	7	15
	Punjab	0	23	0	0	7	0	0	0	5	0	5	0	0	9	2	15	66
	Sindh R	0	0	0	0	0	0	0	0	0	0	0	0	0	0	0	0	0
	Sindh U	0	0	0	0	0	0	0	0	0	0	0	0	0	0	0	1	1
	KP	0	1	2	0	0	0	0	0	4	0	0	0	0	3	0	5	15
	Balochistan	0	0	0	0	0	0	0	0	0	0	0	0	0	1	0	0	1
	AJ&K	0	2	1	1	0	0	0	0	1	0	0	0	0	0	0	3	8
	GB	0	1	0	0	0	0	0	0	0	0	0	0	0	1	0	0	2
	FATA	0	0	0	0	0	0	0	0	0	0	0	0	0	0	0	0	0
<b>Pakistan Environmental Protection Agency, Islamabad.</b>	<b>TOTAL</b>	<b>5</b>	<b>7</b>	<b>1</b>	<b>3</b>	<b>3</b>	<b>0</b>	<b>1</b>	<b>0</b>	<b>3</b>	<b>0</b>	<b>3</b>	<b>0</b>	<b>0</b>	<b>3</b>	<b>1</b>	<b>6</b>	<b>36</b>
	Islamabad	5	0	0	1	0	0	0	0	0	0	0	0	0	1	0	2	9
	Punjab	0	5	0	0	1	0	1	0	2	0	1	0	0	2	0	1	13
	Sindh R	0	0	0	1	1	0	0	0	1	0	1	0	0	0	0	1	5
	Sindh U	0	0	0	0	0	0	0	0	0	0	0	0	0	0	0	0	0
	KP	0	2	1	1	1	0	0	0	0	0	1	0	0	0	1	2	9
	Balochistan	0	0	0	0	0	0	0	0	0	0	0	0	0	0	0	0	0
	AJ&K	0	0	0	0	0	0	0	0	0	0	0	0	0	0	0	0	0
	GB	0	0	0	0	0	0	0	0	0	0	0	0	0	0	0	0	0
	FATA	0	0	0	0	0	0	0	0	0	0	0	0	0	0	0	0	0

TABLE-30									
DOMICILE WISE ACTUAL STRENGTH OF EMPLOYEES BY BASIC SCALE AND DIVISIONS / ATTACHED DEPARTMENTS /SUBORDINATE OFFICES DEPARTMENTS /SUBORDINATE OFFICES									
DIVISION/OFFICE	DOMICILE	BASIC SCALE 17 to 22							G.TOTAL BS 1-22
		17	18	19	20	21	22	TOTAL	
<b>National Highways &amp; Motorways</b>	<b>TOTAL</b>	<b>111</b>	<b>10</b>	<b>10</b>	<b>5</b>	<b>3</b>	<b>1</b>	<b>140</b>	<b>5867</b>
<b>Police, Islamabad.</b>	Islamabad	2	1	0	0	0	0	3	67
	Punjab	75	6	2	4	2	1	90	3091
	Sindh R	8	1	2	0	0	0	11	588
	Sindh U	2	0	0	0	0	0	2	526
	KP	16	2	3	1	1	0	23	830
	Balochistan	6	0	1	0	0	0	7	500
	AJ&K	2	0	1	0	0	0	3	125
	GB	0	0	0	0	0	0	0	53
	FATA	0	0	1	0	0	0	1	87
	<b>National Transport Research Centre, Islamabad.</b>	<b>TOTAL</b>	<b>4</b>	<b>5</b>	<b>4</b>	<b>1</b>	<b>0</b>	<b>0</b>	<b>14</b>
Islamabad.	Islamabad	0	0	1	0	0	0	1	9
	Punjab	1	3	2	0	0	0	6	42
	Sindh R	0	0	0	0	0	0	0	2
	Sindh U	0	1	1	0	0	0	2	3
	KP	2	0	0	0	0	0	2	16
	Balochistan	1	0	0	0	0	0	1	2
	AJ&K	0	0	0	0	0	0	0	3
	GB	0	0	0	0	0	0	0	0
	FATA	0	1	0	1	0	0	2	2
<b>6. Climate Change Division</b>	<b>G. TOTAL</b>	<b>11</b>	<b>18</b>	<b>9</b>	<b>3</b>	<b>2</b>	<b>1</b>	<b>44</b>	<b>226</b>
<b>Main, Islamabad.</b>	<b>TOTAL</b>	<b>7</b>	<b>14</b>	<b>8</b>	<b>2</b>	<b>2</b>	<b>1</b>	<b>34</b>	<b>142</b>
	Islamabad	0	1	0	0	0	0	1	16
	Punjab	5	8	2	1	2	0	18	84
	Sindh R	0	1	1	0	0	0	2	2
	Sindh U	0	2	2	0	0	0	4	5
	KP	2	2	3	0	0	1	8	23
	Balochistan	0	0	0	0	0	0	0	1
	AJ&K	0	0	0	0	0	0	0	8
	GB	0	0	0	0	0	0	0	2
	FATA	0	0	0	1	0	0	1	1
<b>Pakistan Environmental Protection Agency, Islamabad.</b>	<b>TOTAL</b>	<b>2</b>	<b>4</b>	<b>0</b>	<b>1</b>	<b>0</b>	<b>0</b>	<b>7</b>	<b>43</b>
Agency, Islamabad.	Islamabad	0	0	0	0	0	0	0	9
	Punjab	1	2	0	1	0	0	4	17
	Sindh R	1	2	0	0	0	0	3	8
	Sindh U	0	0	0	0	0	0	0	0
	KP	0	0	0	0	0	0	0	9
	Balochistan	0	0	0	0	0	0	0	0
	AJ&K	0	0	0	0	0	0	0	0
	GB	0	0	0	0	0	0	0	0
	FATA	0	0	0	0	0	0	0	0



TABLE-30																		
DOMICILE WISE ACTUAL STRENGTH OF EMPLOYEES BY BASIC SCALE AND DIVISIONS / ATTACHED DEPARTMENTS / SUBORDINATE OFFICES																		
DIVISION/OFFICE	DOMICILE	BASIC SCALE 1 to 16																
		1	2	3	4	5	6	7	8	9	10	11	12	13	14	15	16	TOTAL
Zoological Survey of	TOTAL	11	6	1	2	3	1	1	0	3	5	1	0	0	0	4	38	
Pakistan, Islamabad.	Islamabad	7	2	1	0	2	0	0	0	0	0	0	0	0	0	0	12	
	Punjab	3	4	0	1	1	0	0	0	3	4	1	0	0	0	4	21	
	Sindh R	0	0	0	0	0	0	0	0	0	0	0	0	0	0	0	0	
	Sindh U	1	0	0	0	0	1	1	0	0	0	0	0	0	0	0	3	
	KP	0	0	0	1	0	0	0	0	1	0	0	0	0	0	0	2	
	Balochistan	0	0	0	0	0	0	0	0	0	0	0	0	0	0	0	0	
	AJ&K	0	0	0	0	0	0	0	0	0	0	0	0	0	0	0	0	
	GB	0	0	0	0	0	0	0	0	0	0	0	0	0	0	0	0	
	FATA	0	0	0	0	0	0	0	0	0	0	0	0	0	0	0	0	
<b>7. Defence Division</b>	<b>G. TOTAL</b>	<b>43299</b>	<b>16211</b>	<b>2985</b>	<b>8401</b>	<b>5902</b>	<b>4636</b>	<b>9167</b>	<b>477</b>	<b>5811</b>	<b>2437</b>	<b>5977</b>	<b>954</b>	<b>156</b>	<b>4674</b>	<b>1117</b>	<b>9221</b>	<b>121425</b>
Main, Rawalpindi.	TOTAL	102	12	0	28	0	0	1	0	48	0	11	1	0	42	61	34	340
	Islamabad	0	0	0	0	0	0	0	0	0	0	0	0	0	0	0	0	0
	Punjab	98	12	0	19	0	0	1	0	30	0	10	0	0	22	37	22	251
	Sindh R	0	0	0	0	0	0	0	0	4	0	0	0	0	5	3	3	15
	Sindh U	0	0	0	0	0	0	0	0	2	0	0	0	0	1	5	2	10
	KP	3	0	0	7	0	0	0	0	8	0	0	1	0	8	12	4	43
	Balochistan	0	0	0	0	0	0	0	0	2	0	0	0	0	3	3	1	9
	AJ&K	1	0	0	2	0	0	0	0	1	0	0	0	0	1	0	1	6
	GB	0	0	0	0	0	0	0	0	1	0	0	0	0	0	0	1	2
	FATA	0	0	0	0	0	0	0	0	0	0	1	0	0	2	1	0	4
Director General ISI,	TOTAL	318	237	208	70	79	31	53	1	188	4	148	0	5	269	22	229	1862
Islamabad.	Islamabad	21	18	19	5	5	4	2	1	12	1	11	0	0	10	1	1	111
	Punjab	176	167	136	37	43	16	30	0	103	1	84	0	3	146	14	151	1107
	Sindh R	16	4	6	8	4	3	4	0	12	1	12	0	0	23	1	7	101
	Sindh U	7	5	3	1	4	1	3	0	14	0	8	0	1	21	1	16	85
	KP	65	30	25	12	18	6	7	0	28	1	20	0	1	47	4	43	307
	Balochistan	12	7	3	1	4	0	3	0	8	0	4	0	0	8	0	5	55
	AJ&K	15	6	15	4	0	0	2	0	5	0	4	0	0	7	0	2	60
	GB	6	0	1	2	0	0	1	0	3	0	3	0	0	5	0	1	22
	FATA	0	0	0	0	1	1	1	0	3	0	2	0	0	2	1	3	14
Federal Government	TOTAL	1982	254	0	79	0	34	318	0	282	1	290	13	0	1696	56	2352	7357
Educational Institutions	Islamabad	0	0	0	0	0	0	0	0	0	0	0	0	0	1	0	5	6
(Cantt./Garrison)	Punjab	1172	150	0	38	0	21	182	0	164	0	183	6	0	1059	37	1435	4447
Directorate, Rawalpindi.	Sindh R	131	18	0	9	0	2	16	0	15	0	21	1	0	107	1	172	493
	Sindh U	75	12	0	3	0	2	19	0	13	0	14	3	0	101	4	182	428
	KP	409	37	0	20	0	6	59	0	48	0	42	1	0	265	11	346	1244
	Balochistan	143	24	0	4	0	2	23	0	13	0	14	1	0	83	2	78	387
	AJ&K	21	5	0	2	0	0	8	0	11	0	6	0	0	36	0	62	151
	GB	19	4	0	1	0	1	2	0	10	1	5	0	0	21	0	31	95
	FATA	12	4	0	2	0	0	9	0	8	0	5	1	0	23	1	41	106

TABLE-30									
DOMICILE WISE ACTUAL STRENGTH OF EMPLOYEES BY BASIC SCALE AND DIVISIONS / ATTACHED DEPARTMENTS /SUBORDINATE OFFICES DEPARTMENTS /SUBORDINATE OFFICES									
DIVISION/OFFICE	DOMICILE	BASIC SCALE 17 to 22							G.TOTAL BS 1-22
		17	18	19	20	21	22	TOTAL	
<b>Zoological Survey of Pakistan,</b>	<b>TOTAL</b>	<b>2</b>	<b>0</b>	<b>1</b>	<b>0</b>	<b>0</b>	<b>0</b>	<b>3</b>	<b>41</b>
<b>Islamabad.</b>	Islamabad	0	0	0	0	0	0	0	12
	Punjab	1	0	0	0	0	0	1	22
	Sindh R	1	0	1	0	0	0	2	2
	Sindh U	0	0	0	0	0	0	0	3
	KP	0	0	0	0	0	0	0	2
	Balochistan	0	0	0	0	0	0	0	0
	AJ&K	0	0	0	0	0	0	0	0
	GB	0	0	0	0	0	0	0	0
	FATA	0	0	0	0	0	0	0	0
<b>7. Defence Division</b>	<b>G. TOTAL</b>	<b>3600</b>	<b>1156</b>	<b>350</b>	<b>49</b>	<b>6</b>	<b>2</b>	<b>5163</b>	<b>126588</b>
<b>Main, Rawalpindi.</b>	<b>TOTAL</b>	<b>0</b>	<b>27</b>	<b>16</b>	<b>5</b>	<b>3</b>	<b>1</b>	<b>52</b>	<b>392</b>
	Islamabad	0	0	0	0	0	0	0	0
	Punjab	0	18	11	2	3	1	35	286
	Sindh R	0	1	0	1	0	0	2	17
	Sindh U	0	2	0	0	0	0	2	12
	KP	0	3	5	1	0	0	9	52
	Balochistan	0	1	0	0	0	0	1	10
	AJ&K	0	0	0	1	0	0	1	7
	GB	0	2	0	0	0	0	2	4
	FATA	0	0	0	0	0	0	0	4
<b>Director General ISI, Islamabad.</b>	<b>TOTAL</b>	<b>200</b>	<b>159</b>	<b>65</b>	<b>10</b>	<b>0</b>	<b>0</b>	<b>434</b>	<b>2296</b>
	Islamabad	1	0	0	0	0	0	1	112
	Punjab	118	80	34	8	0	0	240	1347
	Sindh R	19	21	10	1	0	0	51	152
	Sindh U	14	14	6	0	0	0	34	119
	KP	25	26	6	0	0	0	57	364
	Balochistan	11	8	3	0	0	0	22	77
	AJ&K	4	4	1	0	0	0	9	69
	GB	2	2	0	1	0	0	5	27
	FATA	6	4	5	0	0	0	15	29
<b>Federal Government Educational</b>	<b>TOTAL</b>	<b>1950</b>	<b>359</b>	<b>230</b>	<b>17</b>	<b>0</b>	<b>0</b>	<b>2556</b>	<b>9913</b>
<b>Institutions (Cantt./Garrison)</b>	Islamabad	3	0	1	0	0	0	4	10
<b>Directorate, Rawalpindi.</b>	Punjab	1065	209	145	11	0	0	1430	5877
	Sindh R	139	25	14	1	0	0	179	672
	Sindh U	142	29	8	0	0	0	179	607
	KP	387	58	37	3	0	0	485	1729
	Balochistan	92	15	7	1	0	0	115	502
	AJ&K	54	13	9	0	0	0	76	227
	GB	35	5	1	1	0	0	42	137
	FATA	33	5	8	0	0	0	46	152

TABLE-30																		
DOMICILE WISE ACTUAL STRENGTH OF EMPLOYEES BY BASIC SCALE AND DIVISIONS / ATTACHED DEPARTMENTS / SUBORDINATE OFFICES																		
DIVISION/OFFICE	DOMICILE	BASIC SCALE 1 to 16																
		1	2	3	4	5	6	7	8	9	10	11	12	13	14	15	16	TOTAL
<b>General Headquarters, COAS,</b>	<b>TOTAL</b>	<b>12452</b>	<b>10653</b>	<b>1181</b>	<b>2668</b>	<b>4194</b>	<b>2055</b>	<b>3887</b>	<b>369</b>	<b>1816</b>	<b>448</b>	<b>569</b>	<b>168</b>	<b>133</b>	<b>1007</b>	<b>159</b>	<b>537</b>	<b>42296</b>
<b>Sectt. SD, Dte, Rawalpindi.</b>	Islamabad	149	75	21	54	25	35	75	1	27	1	10	8	0	9	0	1	<b>491</b>
	Punjab	11289	7631	962	1860	2450	1378	2439	257	1241	356	393	52	99	698	115	435	<b>31655</b>
	Sindh R	272	205	7	126	706	218	276	20	126	16	20	24	6	59	12	12	<b>2105</b>
	Sindh U	107	191	65	72	94	70	124	9	55	0	21	25	3	43	4	27	<b>910</b>
	KP	17	1758	0	293	581	191	597	54	241	57	89	50	16	126	17	48	<b>4135</b>
	Balochistan	404	546	97	113	226	107	144	7	29	12	8	8	5	29	2	2	<b>1739</b>
	AJ&K	136	179	17	41	62	28	77	13	34	1	8	1	2	26	6	6	<b>637</b>
	GB	45	43	9	49	23	11	84	3	25	0	3	0	2	4	1	2	<b>304</b>
	FATA	33	25	3	60	27	17	71	5	38	5	17	0	0	13	2	4	<b>320</b>
<b>Joint Staff Headquarter,</b>	<b>TOTAL</b>	<b>10</b>	<b>32</b>	<b>0</b>	<b>19</b>	<b>0</b>	<b>0</b>	<b>0</b>	<b>0</b>	<b>17</b>	<b>0</b>	<b>0</b>	<b>0</b>	<b>0</b>	<b>0</b>	<b>0</b>	<b>0</b>	<b>78</b>
<b>Chaklala, Rawalpindi.</b>	Islamabad	0	1	0	0	0	0	0	0	0	0	0	0	0	0	0	0	<b>1</b>
	Punjab	7	23	0	13	0	0	0	0	10	0	0	0	0	0	0	0	<b>53</b>
	Sindh R	0	0	0	2	0	0	0	0	0	0	0	0	0	0	0	0	<b>2</b>
	Sindh U	0	0	0	0	0	0	0	0	0	0	0	0	0	0	0	0	<b>0</b>
	KP	0	1	0	2	0	0	0	0	5	0	0	0	0	0	0	0	<b>8</b>
	Balochistan	0	0	0	0	0	0	0	0	0	0	0	0	0	0	0	0	<b>0</b>
	AJ&K	3	7	0	1	0	0	0	0	0	0	0	0	0	0	0	0	<b>11</b>
	GB	0	0	0	1	0	0	0	0	1	0	0	0	0	0	0	0	<b>2</b>
	FATA	0	0	0	0	0	0	0	0	1	0	0	0	0	0	0	0	<b>1</b>
<b>Military Lands &amp; Cantonments</b>	<b>TOTAL</b>	<b>157</b>	<b>61</b>	<b>44</b>	<b>2</b>	<b>4</b>	<b>0</b>	<b>1</b>	<b>2</b>	<b>109</b>	<b>0</b>	<b>62</b>	<b>0</b>	<b>0</b>	<b>13</b>	<b>1</b>	<b>42</b>	<b>498</b>
<b>Department, Rawalpindi.</b>	Islamabad	0	0	0	0	0	0	0	0	0	0	0	0	0	1	0	0	<b>1</b>
	Punjab	142	35	27	2	2	0	0	2	68	0	41	0	0	5	1	24	<b>349</b>
	Sindh R	0	0	0	0	0	0	0	0	3	0	4	0	0	2	0	4	<b>13</b>
	Sindh U	0	1	0	0	0	0	0	0	3	0	1	0	0	2	0	3	<b>10</b>
	KP	12	20	17	0	2	0	1	0	27	0	11	0	0	2	0	9	<b>101</b>
	Balochistan	0	2	0	0	0	0	0	0	5	0	2	0	0	1	0	0	<b>10</b>
	AJ&K	2	3	0	0	0	0	0	0	3	0	2	0	0	0	0	1	<b>11</b>
	GB	0	0	0	0	0	0	0	0	0	0	1	0	0	0	0	0	<b>1</b>
	FATA	1	0	0	0	0	0	0	0	0	0	0	0	0	0	0	1	<b>2</b>
<b>Pakistan Air Force, Peshawar</b>	<b>TOTAL</b>	<b>23589</b>	<b>678</b>	<b>1263</b>	<b>2632</b>	<b>383</b>	<b>1590</b>	<b>2289</b>	<b>4</b>	<b>2040</b>	<b>1023</b>	<b>2121</b>	<b>5</b>	<b>3</b>	<b>729</b>	<b>236</b>	<b>248</b>	<b>38833</b>
	Islamabad	319	9	9	8	1	3	9	0	14	3	11	0	0	4	0	1	<b>391</b>
	Punjab	11926	338	601	1363	218	856	986	2	1003	380	922	2	2	326	104	132	<b>19161</b>
	Sindh R	2630	60	135	215	23	95	154	0	151	70	93	1	0	33	9	8	<b>3677</b>
	Sindh U	1730	81	102	212	21	140	286	2	190	306	433	0	1	175	19	22	<b>3720</b>
	KP	5057	158	283	621	97	421	732	0	555	230	591	2	0	175	96	82	<b>9100</b>
	Balochistan	993	10	54	102	12	50	61	0	71	12	27	0	0	7	1	1	<b>1401</b>
	AJ&K	543	19	47	84	4	17	49	0	30	19	24	0	0	6	1	1	<b>844</b>
	GB	227	3	27	23	0	6	3	0	13	0	12	0	0	2	3	1	<b>320</b>
	FATA	164	0	5	4	7	2	9	0	13	3	8	0	0	1	3	0	<b>219</b>

TABLE-30									
DOMICILE WISE ACTUAL STRENGTH OF EMPLOYEES BY BASIC SCALE AND DIVISIONS / ATTACHED DEPARTMENTS /SUBORDINATE OFFICES DEPARTMENTS /SUBORDINATE OFFICES									
DIVISION/OFFICE	DOMICILE	BASIC SCALE 17 to 22						TOTAL	G.TOTAL BS 1-22
		17	18	19	20	21	22		
<b>General Headquarters, COAS, Sectt.</b>	<b>TOTAL</b>	<b>94</b>	<b>99</b>	<b>11</b>	<b>0</b>	<b>0</b>	<b>0</b>	<b>204</b>	<b>42500</b>
<b>SD, Dte, Rawalpindi.</b>	Islamabad	0	0	0	0	0	0	0	491
	Punjab	65	76	4	0	0	0	145	31800
	Sindh R	7	4	3	0	0	0	14	2119
	Sindh U	4	8	0	0	0	0	12	922
	KP	16	6	3	0	0	0	25	4160
	Balochistan	2	0	0	0	0	0	2	1741
	AJ&K	0	2	0	0	0	0	2	639
	GB	0	2	1	0	0	0	3	307
FATA	0	1	0	0	0	0	1	321	
<b>Joint Staff Headquarter,</b>	<b>TOTAL</b>	<b>0</b>	<b>0</b>	<b>0</b>	<b>0</b>	<b>0</b>	<b>0</b>	<b>0</b>	<b>78</b>
<b>Chaklala, Rawalpindi.</b>	Islamabad	0	0	0	0	0	0	0	1
	Punjab	0	0	0	0	0	0	0	53
	Sindh R	0	0	0	0	0	0	0	2
	Sindh U	0	0	0	0	0	0	0	0
	KP	0	0	0	0	0	0	0	8
	Balochistan	0	0	0	0	0	0	0	0
	AJ&K	0	0	0	0	0	0	0	11
	GB	0	0	0	0	0	0	0	2
FATA	0	0	0	0	0	0	0	1	
<b>Military Lands &amp; Cantonments</b>	<b>TOTAL</b>	<b>18</b>	<b>39</b>	<b>20</b>	<b>13</b>	<b>2</b>	<b>1</b>	<b>93</b>	<b>591</b>
<b>Department, Rawalpindi.</b>	Islamabad	0	0	0	0	0	0	0	1
	Punjab	13	24	17	8	2	0	64	413
	Sindh R	2	3	1	1	0	0	7	20
	Sindh U	2	0	0	1	0	0	3	13
	KP	1	7	1	1	0	1	11	112
	Balochistan	0	2	0	1	0	0	3	13
	AJ&K	0	1	1	0	0	0	2	13
	GB	0	0	0	0	0	0	0	1
FATA	0	2	0	1	0	0	3	5	
<b>Pakistan Air Force, Peshawar.</b>	<b>TOTAL</b>	<b>23</b>	<b>6</b>	<b>0</b>	<b>0</b>	<b>0</b>	<b>0</b>	<b>29</b>	<b>38862</b>
	Islamabad	1	0	0	0	0	0	1	392
	Punjab	14	3	0	0	0	0	17	19178
	Sindh R	1	0	0	0	0	0	1	3678
	Sindh U	2	0	0	0	0	0	2	3722
	KP	3	2	0	0	0	0	5	9105
	Balochistan	0	0	0	0	0	0	0	1401
	AJ&K	1	0	0	0	0	0	1	845
	GB	0	0	0	0	0	0	0	320
FATA	1	1	0	0	0	0	2	221	

TABLE-30																		
DOMICILE WISE ACTUAL STRENGTH OF EMPLOYEES BY BASIC SCALE AND DIVISIONS / ATTACHED DEPARTMENTS / SUBORDINATE OFFICES																		
DIVISION/OFFICE	DOMICILE	BASIC SCALE 1 to 16																
		1	2	3	4	5	6	7	8	9	10	11	12	13	14	15	16	TOTAL
<b>Pakistan Navy Civilian</b>	<b>TOTAL</b>	<b>3898</b>	<b>1125</b>	<b>251</b>	<b>2774</b>	<b>1150</b>	<b>924</b>	<b>1925</b>	<b>99</b>	<b>993</b>	<b>961</b>	<b>1521</b>	<b>496</b>	<b>15</b>	<b>666</b>	<b>530</b>	<b>360</b>	<b>17688</b>
<b>Authority, Naval Headquarter,</b>	Islamabad	104	16	0	13	1	0	3	1	30	0	37	6	0	1	11	16	239
<b>Islamabad, Karachi.</b>	Punjab	1111	239	78	1221	470	293	611	37	392	281	444	84	5	193	263	228	5950
	Sindh R	96	77	16	185	118	49	118	4	68	36	79	47	2	32	27	43	997
	Sindh U	1970	580	100	663	283	400	857	32	290	479	720	273	7	353	136	37	7180
	KP	440	117	44	491	182	145	250	19	111	143	163	61	1	71	74	24	2336
	Balochistan	100	71	10	122	62	17	41	3	56	2	38	9	0	2	11	4	548
	AJ&K	64	19	1	53	16	11	26	3	26	18	22	8	0	10	5	6	288
	GB	4	0	1	5	3	4	7	0	8	1	12	3	0	2	2	2	54
	FATA	9	6	1	21	15	5	12	0	12	1	6	5	0	2	1	0	96
<b>Pakistan Armed Services</b>	<b>TOTAL</b>	<b>0</b>	<b>179</b>	<b>0</b>	<b>0</b>	<b>91</b>	<b>0</b>	<b>0</b>	<b>0</b>	<b>227</b>	<b>0</b>	<b>113</b>	<b>0</b>	<b>0</b>	<b>57</b>	<b>46</b>	<b>13</b>	<b>726</b>
<b>Board, (PASB)</b>	Islamabad	0	0	0	0	0	0	0	0	0	0	1	0	0	1	1	0	3
<b>Department, Rawalpindi.</b>	Punjab	0	79	0	0	43	0	0	0	103	0	47	0	0	21	21	5	319
	Sindh R	0	15	0	0	6	0	0	0	22	0	10	0	0	8	0	0	61
	Sindh U	0	5	0	0	1	0	0	0	2	0	5	0	0	1	1	0	15
	KP	0	34	0	0	19	0	0	0	47	0	21	0	0	13	14	4	152
	Balochistan	0	8	0	0	2	0	0	0	12	0	7	0	0	2	2	1	34
	AJ&K	0	29	0	0	15	0	0	0	30	0	16	0	0	7	5	1	103
	GB	0	9	0	0	5	0	0	0	11	0	6	0	0	4	2	2	39
	FATA	0	0	0	0	0	0	0	0	0	0	0	0	0	0	0	0	0
<b>Pakistan Maritime Security</b>	<b>TOTAL</b>	<b>14</b>	<b>25</b>	<b>10</b>	<b>3</b>	<b>1</b>	<b>1</b>	<b>7</b>	<b>1</b>	<b>3</b>	<b>0</b>	<b>7</b>	<b>1</b>	<b>0</b>	<b>0</b>	<b>0</b>	<b>3</b>	<b>76</b>
<b>Agency, Karachi.</b>	Islamabad	0	0	0	0	0	0	0	0	0	0	0	0	0	0	0	0	0
	Punjab	0	1	3	0	0	1	2	1	1	0	0	0	0	0	0	0	9
	Sindh R	1	0	0	0	0	0	1	0	1	0	2	0	0	0	0	1	6
	Sindh U	12	23	7	2	1	0	1	0	1	0	4	0	0	0	0	2	53
	KP	0	0	0	0	0	0	1	0	0	0	0	0	0	0	0	0	1
	Balochistan	1	1	0	1	0	0	1	0	0	0	0	1	0	0	0	0	5
	AJ&K	0	0	0	0	0	0	0	0	0	0	0	0	0	0	0	0	0
	GB	0	0	0	0	0	0	0	0	0	0	1	0	0	0	0	0	1
	FATA	0	0	0	0	0	0	1	0	0	0	0	0	0	0	0	0	1
<b>Pakistan Military Accounts</b>	<b>TOTAL</b>	<b>777</b>	<b>238</b>	<b>0</b>	<b>68</b>	<b>0</b>	<b>1</b>	<b>0</b>	<b>0</b>	<b>2</b>	<b>0</b>	<b>1037</b>	<b>248</b>	<b>0</b>	<b>21</b>	<b>0</b>	<b>5313</b>	<b>7705</b>
<b>Department, Rawalpindi.</b>	Islamabad	6	2	0	2	0	0	0	0	0	0	6	1	0	0	0	33	50
	Punjab	529	167	0	46	0	1	0	0	2	0	636	140	0	10	0	2833	4364
	Sindh R	6	3	0	3	0	0	0	0	0	0	44	30	0	4	0	565	655
	Sindh U	56	14	0	3	0	0	0	0	0	0	88	21	0	2	0	480	664
	KP	115	29	0	11	0	0	0	0	0	0	167	33	0	2	0	964	1321
	Balochistan	24	6	0	1	0	0	0	0	0	0	48	11	0	1	0	205	296
	AJ&K	27	15	0	0	0	0	0	0	0	0	15	4	0	0	0	89	150
	GB	13	1	0	2	0	0	0	0	0	0	19	7	0	1	0	59	102
	FATA	1	1	0	0	0	0	0	0	0	0	14	1	0	1	0	85	103

TABLE-30									
DOMICILE WISE ACTUAL STRENGTH OF EMPLOYEES BY BASIC SCALE AND DIVISIONS / ATTACHED DEPARTMENTS /SUBORDINATE OFFICES DEPARTMENTS /SUBORDINATE OFFICES									
DIVISION/OFFICE	DOMICILE	BASIC SCALE 17 to 22						TOTAL	G.TOTAL BS 1-22
		17	18	19	20	21	22		
<b>Pakistan Navy Civilian Authority,</b>	<b>TOTAL</b>	<b>73</b>	<b>88</b>	<b>0</b>	<b>0</b>	<b>0</b>	<b>0</b>	<b>161</b>	<b>17849</b>
<b>Naval Headquarter, Islamabad,</b>	Islamabad	5	4	0	0	0	0	9	248
<b>Karachi.</b>	Punjab	43	46	0	0	0	0	89	6039
	Sindh R	10	11	0	0	0	0	21	1018
	Sindh U	8	15	0	0	0	0	23	7203
	KP	4	9	0	0	0	0	13	2349
	Balochistan	0	1	0	0	0	0	1	549
	AJ&K	3	0	0	0	0	0	3	291
	GB	0	2	0	0	0	0	2	56
	FATA	0	0	0	0	0	0	0	96
<b>Pakistan Armed Services Board,</b>	<b>TOTAL</b>	<b>21</b>	<b>33</b>	<b>1</b>	<b>1</b>	<b>0</b>	<b>0</b>	<b>56</b>	<b>782</b>
<b>(PASB) Department, Rawalpindi.</b>	Islamabad	0	1	0	0	0	0	1	4
	Punjab	8	12	0	1	0	0	21	340
	Sindh R	2	1	0	0	0	0	3	64
	Sindh U	1	0	0	0	0	0	1	16
	KP	3	11	0	0	0	0	14	166
	Balochistan	0	2	0	0	0	0	2	36
	AJ&K	5	5	0	0	0	0	10	113
	GB	2	1	0	0	0	0	3	42
	FATA	0	0	1	0	0	0	1	1
<b>Pakistan Maritime Security</b>	<b>TOTAL</b>	<b>0</b>	<b>0</b>	<b>0</b>	<b>0</b>	<b>0</b>	<b>0</b>	<b>0</b>	<b>76</b>
<b>Agency, Karachi.</b>	Islamabad	0	0	0	0	0	0	0	0
	Punjab	0	0	0	0	0	0	0	9
	Sindh R	0	0	0	0	0	0	0	6
	Sindh U	0	0	0	0	0	0	0	53
	KP	0	0	0	0	0	0	0	1
	Balochistan	0	0	0	0	0	0	0	5
	AJ&K	0	0	0	0	0	0	0	0
	GB	0	0	0	0	0	0	0	1
	FATA	0	0	0	0	0	0	0	1
<b>Pakistan Military Accounts</b>	<b>TOTAL</b>	<b>1191</b>	<b>329</b>	<b>2</b>	<b>1</b>	<b>0</b>	<b>0</b>	<b>1523</b>	<b>9228</b>
<b>Department, Rawalpindi.</b>	Islamabad	8	1	0	0	0	0	9	59
	Punjab	765	246	2	1	0	0	1014	5378
	Sindh R	76	2	0	0	0	0	78	733
	Sindh U	86	30	0	0	0	0	116	780
	KP	185	46	0	0	0	0	231	1552
	Balochistan	27	0	0	0	0	0	27	323
	AJ&K	29	4	0	0	0	0	33	183
	GB	10	0	0	0	0	0	10	112
	FATA	5	0	0	0	0	0	5	108

TABLE-30																		
DOMICILE WISE ACTUAL STRENGTH OF EMPLOYEES BY BASIC SCALE AND DIVISIONS / ATTACHED DEPARTMENTS / SUBORDINATE OFFICES																		
DIVISION/OFFICE	DOMICILE	BASIC SCALE 1 to 16																
		1	2	3	4	5	6	7	8	9	10	11	12	13	14	15	16	TOTAL
Survey of Pakistan,	TOTAL	0	2717	28	58	0	0	686	1	86	0	98	22	0	174	6	90	3966
Rawalpindi.	Islamabad	0	0	0	0	0	0	0	0	0	0	0	0	0	0	0	0	0
	Punjab	0	2717	15	31	0	0	363	1	44	0	63	12	0	103	3	53	3405
	Sindh R	0	0	3	5	0	0	86	0	12	0	5	3	0	17	2	6	139
	Sindh U	0	0	2	6	0	0	51	0	9	0	8	1	0	13	0	7	97
	KP	0	0	3	9	0	0	82	0	10	0	13	4	0	23	1	16	161
	Balochistan	0	0	3	4	0	0	56	0	5	0	4	2	0	9	0	4	87
	AJ&K	0	0	1	1	0	0	14	0	2	0	5	0	0	6	0	2	31
	GB	0	0	0	2	0	0	7	0	4	0	0	0	0	2	0	0	15
	FATA	0	0	1	0	0	0	27	0	0	0	0	0	0	1	0	2	31
8. Defence Production	G. TOTAL	127	23	13	73	87	14	54	7	90	9	82	19	4	43	43	71	759
Division,	TOTAL	51	7	0	15	1	0	0	1	21	0	2	2	0	17	24	23	164
Main, Rawalpindi.	Islamabad	4	0	0	1	0	0	0	0	0	0	0	0	0	0	1	0	6
	Punjab	41	6	0	5	1	0	0	1	14	0	2	2	0	7	13	13	105
	Sindh R	0	0	0	1	0	0	0	0	0	0	0	0	0	2	1	1	5
	Sindh U	0	0	0	3	0	0	0	0	1	0	0	0	0	2	0	0	6
	KP	4	0	0	3	0	0	0	0	4	0	0	0	0	2	3	4	20
	Balochistan	0	0	0	0	0	0	0	0	1	0	0	0	0	3	1	1	6
	AJ&K	2	1	0	2	0	0	0	0	0	0	0	0	0	4	3		12
	GB	0	0	0	0	0	0	0	0	1	0	0	0	0	0	0	0	1
	FATA	0	0	0	0	0	0	0	0	0	0	0	0	0	1	1	1	3
Armament Research and	TOTAL	5	9	5	3	5	4	11	4	8	5	16	11	2	9	0	6	103
Development Establishment,	Islamabad	0	0	0	0	0	0	0	0	1	0	1	0	0	0	0	0	2
Rawalpindi.	Punjab	5	8	4	2	3	4	4	3	5	4	12	7	2	4	0	3	70
	Sindh R	0	0	0	1	1	0	1	1	0	0	1	0	0	1	0	2	8
	Sindh U	0	0	0	0	0	0	2	0	0	0	0	0	0	2	0	0	4
	KP	0	1	0	0	1	0	3	0	2	1	2	2	0	2	0	1	15
	Balochistan	0	0	0	0	0	0	1	0	0	0	0	0	0	0	0	0	1
	AJ&K	0	0	1	0	0	0	0	0	0	0	0	1	0	0	0	0	2
	GB	0	0	0	0	0	0	0	0	0	0	0	0	0	0	0	0	0
	FATA	0	0	0	0	0	0	0	0	0	0	0	1	0	0	0	0	1
Defence Export Promotion	TOTAL	4	0	7	5	12	0	0	0	14	0	4	0	0	0	4	0	50
Organization, Islamabad.	Islamabad	0	0	0	0	0	0	0	0	0	0	0	0	0	0	0	0	0
	Punjab	4	0	7	5	8	0	0	0	11	0	4	0	0	0	3	0	42
	Sindh R	0	0	0	0	0	0	0	0	0	0	0	0	0	0	0	0	0
	Sindh U	0	0	0	0	0	0	0	0	0	0	0	0	0	0	0	0	0
	KP	0	0	0	0	0	0	0	0	3	0	0	0	0	0	0	0	3
	Balochistan	0	0	0	0	0	0	0	0	0	0	0	0	0	0	0	0	0
	AJ&K	0	0	0	0	2	0	0	0	0	0	0	0	0	0	1	0	3
	GB	0	0	0	0	2	0	0	0	0	0	0	0	0	0	0	0	2
	FATA	0	0	0	0	0	0	0	0	0	0	0	0	0	0	0	0	0

TABLE-30									
DOMICILE WISE ACTUAL STRENGTH OF EMPLOYEES BY BASIC SCALE AND DIVISIONS / ATTACHED DEPARTMENTS /SUBORDINATE OFFICES DEPARTMENTS /SUBORDINATE OFFICES									
DIVISION/OFFICE	DOMICILE	BASIC SCALE 17 to 22						TOTAL	G.TOTAL BS 1-22
		17	18	19	20	21	22		
Survey of Pakistan, Rawalpindi.	TOTAL	30	17	5	2	1	0	55	4021
	Islamabad	0	0	0	0	0	0	0	0
	Punjab	18	11	3	1	1	0	34	3439
	Sindh R	5	0	1	1	0	0	7	146
	Sindh U	1	2	0	0	0	0	3	100
	KP	4	3	1	0	0	0	8	169
	Balochistan	0	1	0	0	0	0	1	88
	AJ&K	1	0	0	0	0	0	1	32
	GB	1	0	0	0	0	0	1	16
FATA	0	0	0	0	0	0	0	31	
<b>8. Defence Production Division</b>	<b>G.Total</b>	<b>33</b>	<b>19</b>	<b>13</b>	<b>9</b>	<b>2</b>	<b>1</b>	<b>77</b>	<b>836</b>
Main, Rawalpindi.	TOTAL	7	8	6	4	1	1	27	191
	Islamabad	0	0	0	0	0	0	0	6
	Punjab	7	5	3	3	1	1	20	125
	Sindh R	0	0	0	0	0	0	0	5
	Sindh U	0	1	0	0	0	0	1	7
	KP	0	1	2	1	0	0	4	24
	Balochistan	0	1	0	0	0	0	1	7
	AJ&K	0	0	1	0	0	0	1	13
	GB	0	0	0	0	0	0	0	1
FATA	0	0	0	0	0	0	0	3	
Armament Research and	TOTAL	4	2	2	0	0	0	8	111
Development Establishment,	Islamabad	0	0	0	0	0	0	0	2
Rawalpindi.	Punjab	2	2	0	0	0	0	4	74
	Sindh R	0	0	1	0	0	0	1	9
	Sindh U	0	0	0	0	0	0	0	4
	KP	2	0	1	0	0	0	3	18
	Balochistan	0	0	0	0	0	0	0	1
	AJ&K	0	0	0	0	0	0	0	2
	GB	0	0	0	0	0	0	0	0
	FATA	0	0	0	0	0	0	0	1
	Defence Export Promotion	TOTAL	1	5	2	4	1	0	13
Organization, Islamabad.	Islamabad	0	0	0	0	0	0	0	0
	Punjab	1	4	2	4	1	0	12	54
	Sindh R	0	1	0	0	0	0	1	1
	Sindh U	0	0	0	0	0	0	0	0
	KP	0	0	0	0	0	0	0	3
	Balochistan	0	0	0	0	0	0	0	0
	AJ&K	0	0	0	0	0	0	0	3
	GB	0	0	0	0	0	0	0	2
	FATA	0	0	0	0	0	0	0	0



TABLE-30																		
DOMICILE WISE ACTUAL STRENGTH OF EMPLOYEES BY BASIC SCALE AND DIVISIONS / ATTACHED DEPARTMENTS / SUBORDINATE OFFICES																		
DIVISION/OFFICE	DOMICILE	BASIC SCALE 1 to 16																
		1	2	3	4	5	6	7	8	9	10	11	12	13	14	15	16	TOTAL
<b>Directorate General Defence</b>	<b>TOTAL</b>	<b>0</b>	<b>0</b>	<b>0</b>	<b>25</b>	<b>1</b>	<b>2</b>	<b>2</b>	<b>0</b>	<b>16</b>	<b>0</b>	<b>15</b>	<b>0</b>	<b>0</b>	<b>7</b>	<b>0</b>	<b>11</b>	<b>79</b>
<b>Purchase, Rawalpindi.</b>	Islamabad	0	0	0	0	0	0	0	0	0	0	0	0	0	0	0	0	0
	Punjab	0	0	0	22	1	2	2	0	15	0	14	0	0	5	0	8	69
	Sindh R	0	0	0	0	0	0	0	0	0	0	0	0	0	0	0	0	0
	Sindh U	0	0	0	0	0	0	0	0	0	0	1	0	0	0	0	1	2
	KP	0	0	0	1	0	0	0	0	0	0	0	0	0	2	0	1	4
	Balochistan	0	0	0	0	0	0	0	0	0	0	0	0	0	0	0	1	1
	AJ&K	0	0	0	2	0	0	0	0	1	0	0	0	0	0	0	0	3
	GB	0	0	0	0	0	0	0	0	0	0	0	0	0	0	0	0	0
	FATA	0	0	0	0	0	0	0	0	0	0	0	0	0	0	0	0	0
<b>Institute of Optronics,</b>	<b>TOTAL</b>	<b>22</b>	<b>4</b>	<b>0</b>	<b>9</b>	<b>66</b>	<b>0</b>	<b>24</b>	<b>0</b>	<b>14</b>	<b>0</b>	<b>22</b>	<b>1</b>	<b>0</b>	<b>1</b>	<b>13</b>	<b>20</b>	<b>196</b>
<b>Rawalpindi.</b>	Islamabad	0	4	0	2	0	0	0	0	0	0	0	0	0	0	0	0	6
	Punjab	20	0	0	4	37	0	18	0	4	0	17	1	0	1	10	11	123
	Sindh R	0	0	0	1	8	0	2	0	2	0	2	0	0	0	0	3	18
	Sindh U	0	0	0	0	2	0	2	0	1	0	0	0	0	0	0	0	5
	KP	2	0	0	1	11	0	1	0	4	0	2	0	0	0	1	5	27
	Balochistan	0	0	0	0	3	0	1	0	1	0	0	0	0	0	1	0	6
	AJ&K	0	0	0	0	1	0	0	0	2	0	0	0	0	0	0	0	3
	GB	0	0	0	1	1	0	0	0	0	0	1	0	0	0	0	0	3
	FATA	0	0	0	0	3	0	0	0	0	0	0	0	0	0	1	1	5
<b>Military Vehicles Research</b>	<b>TOTAL</b>	<b>45</b>	<b>3</b>	<b>1</b>	<b>16</b>	<b>2</b>	<b>8</b>	<b>17</b>	<b>2</b>	<b>17</b>	<b>4</b>	<b>23</b>	<b>5</b>	<b>2</b>	<b>9</b>	<b>2</b>	<b>11</b>	<b>167</b>
<b>and Development, Rawalpindi.</b>	Islamabad	1	0	0	0	0	0	0	0	0	0	1	0	0	0	0	0	2
	Punjab	37	3	1	8	2	7	8	1	7	2	13	3	1	4	0	6	103
	Sindh R	0	0	0	1	0	0	2	0	3	1	2	0	0	0	1	2	12
	Sindh U	2	0	0	1	0	1	2	0	0	0	2	0	0	2	0	0	10
	KP	4	0	0	1	0	0	4	1	2	1	5	2	1	2	1	2	26
	Balochistan	0	0	0	2	0	0	0	0	1	0	0	0	0	0	0	0	3
	AJ&K	1	0	0	2	0	0	0	0	2	0	0	0	0	0	0	0	5
	GB	0	0	0	0	0	0	1	0	0	0	0	0	0	0	0	1	2
	FATA	0	0	0	1	0	0	0	0	2	0	0	0	0	1	0	0	4
<b>9. Economic Affairs</b>	<b>TOTAL</b>	<b>113</b>	<b>0</b>	<b>0</b>	<b>31</b>	<b>0</b>	<b>0</b>	<b>0</b>	<b>0</b>	<b>11</b>	<b>0</b>	<b>15</b>	<b>1</b>	<b>0</b>	<b>65</b>	<b>85</b>	<b>46</b>	<b>367</b>
<b>Division, Islamabad.</b>	Islamabad	0	0	0	0	0	0	0	0	0	0	0	0	0	0	0	0	0
	Punjab	85	0	0	21	0	0	0	0	3	0	11	0	0	34	45	30	229
	Sindh R	0	0	0	5	0	0	0	0	2	0	0	1	0	7	4	9	28
	Sindh U	1	0	0	0	0	0	0	0	0	0	0	0	0	6	6	0	13
	KP	22	0	0	4	0	0	0	0	4	0	3	0	0	12	17	6	68
	Balochistan	0	0	0	1	0	0	0	0	2	0	0	0	0	5	1	0	9
	AJ&K	3	0	0	0	0	0	0	0	0	0	1	0	0	0	4	1	9
	GB	2	0	0	0	0	0	0	0	0	0	0	0	0	5	0	0	7
	FATA	0	0	0	0	0	0	0	0	0	0	0	0	0	1	3	0	4

TABLE-30

## DOMICILE WISE ACTUAL STRENGTH OF EMPLOYEES BY BASIC SCALE AND DIVISIONS / ATTACHED DEPARTMENTS / SUBORDINATE OFFICES

DIVISION/OFFICE	DOMICILE	BASIC SCALE 17 to 22						TOTAL	G.TOTAL BS 1-22
		17	18	19	20	21	22		
<b>Directorate General Defence</b>	<b>TOTAL</b>	<b>1</b>	<b>1</b>	<b>0</b>	<b>0</b>	<b>0</b>	<b>0</b>	<b>2</b>	<b>81</b>
<b>Purchase, Rawalpindi.</b>	Islamabad	0	0	0	0	0	0	0	0
	Punjab	1	1	0	0	0	0	2	71
	Sindh R	0	0	0	0	0	0	0	0
	Sindh U	0	0	0	0	0	0	0	2
	KP	0	0	0	0	0	0	0	4
	Balochistan	0	0	0	0	0	0	0	1
	AJ&K	0	0	0	0	0	0	0	3
	GB	0	0	0	0	0	0	0	0
	FATA	0	0	0	0	0	0	0	0
<b>Institute of Optronics, Rawalpindi.</b>	<b>TOTAL</b>	<b>20</b>	<b>1</b>	<b>2</b>	<b>1</b>	<b>0</b>	<b>0</b>	<b>24</b>	<b>220</b>
	Islamabad	0	0	0	0	0	0	0	6
	Punjab	16	0	1	1	0	0	18	141
	Sindh R	2	1	1	0	0	0	4	22
	Sindh U	1	0	0	0	0	0	1	6
	KP	0	0	0	0	0	0	0	27
	Balochistan	1	0	0	0	0	0	1	7
	AJ&K	0	0	0	0	0	0	0	3
	GB	0	0	0	0	0	0	0	3
	FATA	0	0	0	0	0	0	0	5
<b>Military Vehicles Research and Development, Rawalpindi.</b>	<b>TOTAL</b>	<b>0</b>	<b>2</b>	<b>1</b>	<b>0</b>	<b>0</b>	<b>0</b>	<b>3</b>	<b>170</b>
	Islamabad	0	0	0	0	0	0	0	2
	Punjab	0	1	0	0	0	0	1	104
	Sindh R	0	0	1	0	0	0	1	13
	Sindh U	0	0	0	0	0	0	0	10
	KP	0	1	0	0	0	0	1	27
	Balochistan	0	0	0	0	0	0	0	3
	AJ&K	0	0	0	0	0	0	0	5
	GB	0	0	0	0	0	0	0	2
	FATA	0	0	0	0	0	0	0	4
<b>9. Economic Affairs Division</b>	<b>TOTAL</b>	<b>34</b>	<b>20</b>	<b>17</b>	<b>8</b>	<b>2</b>	<b>1</b>	<b>82</b>	<b>449</b>
<b>Islamabad.</b>	Islamabad	0	0	1	0	0	0	1	1
	Punjab	24	17	9	6	1	1	58	287
	Sindh R	0	0	2	1	0	0	3	31
	Sindh U	1	0	0	0	0	0	1	14
	KP	6	3	1	0	1	0	11	79
	Balochistan	0	0	0	0	0	0	0	9
	AJ&K	2	0	3	0	0	0	5	14
	GB	0	0	0	0	0	0	0	7
	FATA	1	0	1	1	0	0	3	7

**TABLE-30**  
**DOMICILE WISE ACTUAL STRENGTH OF EMPLOYEES BY BASIC SCALE AND DIVISIONS / ATTACHED DEPARTMENTS / SUBORDINATE OFFICES**

DIVISION/OFFICE	DOMICILE	BASIC SCALE 1 to 16																
		1	2	3	4	5	6	7	8	9	10	11	12	13	14	15	16	TOTAL
<b>10. Establishment</b>	<b>G. TOTAL</b>	<b>392</b>	<b>250</b>	<b>49</b>	<b>134</b>	<b>8</b>	<b>3</b>	<b>33</b>	<b>0</b>	<b>129</b>	<b>0</b>	<b>111</b>	<b>28</b>	<b>0</b>	<b>173</b>	<b>128</b>	<b>226</b>	<b>1664</b>
<b>Division</b>	<b>TOTAL</b>	<b>164</b>	<b>67</b>	<b>18</b>	<b>55</b>	<b>3</b>	<b>2</b>	<b>4</b>	<b>0</b>	<b>35</b>	<b>0</b>	<b>18</b>	<b>11</b>	<b>0</b>	<b>80</b>	<b>72</b>	<b>101</b>	<b>630</b>
<b>Main, Islamabad.</b>	Islamabad	139	0	0	2	0	0	0	0	0	0	1	1	0	1	2	0	146
	Punjab	14	49	14	35	2	1	4	0	20	0	12	7	0	50	42	67	317
	Sindh R	1	1	0	0	0	0	0	0	3	0	4	0	0	6	5	8	28
	Sindh U	2	3	2	2	0	0	0	0	0	0	0	0	0	2	3	1	15
	KP	6	9	1	12	0	1	0	0	8	0	1	3	0	14	12	16	83
	Balochistan	0	0	0	1	0	0	0	0	2	0	0	0	0	5	1	1	10
	AJ&K	1	4	0	1	1	0	0	0	2	0	0	0	0	1	7	7	24
	GB	1	1	1	0	0	0	0	0	0	0	0	0	0	1	0	1	5
	FATA	0	0	0	2	0	0	0	0	0	0	0	0	0	0	0	0	2
<b>Akhtar Hameed Khan</b>	<b>TOTAL</b>	<b>15</b>	<b>9</b>	<b>6</b>	<b>4</b>	<b>1</b>	<b>1</b>	<b>1</b>	<b>0</b>	<b>9</b>	<b>0</b>	<b>5</b>	<b>0</b>	<b>0</b>	<b>6</b>	<b>1</b>	<b>6</b>	<b>64</b>
<b>National Centre for Rural</b>	Islamabad	2	2	2	2	0	0	1	0	1	0	0	0	0	1	0	1	12
<b>Development,</b>	Punjab	8	2	3	0	0	0	0	0	6	0	2	0	0	3	1	5	30
<b>Islamabad.</b>	Sindh R	0	0	0	0	0	1	0	0	1	0	0	0	0	0	0	0	2
	Sindh U	0	0	0	0	0	0	0	0	0	0	0	0	0	1	0	0	1
	KP	3	4	1	0	1	0	0	0	1	0	3	0	0	1	0	0	14
	Balochistan	0	0	0	1	0	0	0	0	0	0	0	0	0	0	0	0	1
	AJ&K	2	1	0	1	0	0	0	0	0	0	0	0	0	0	0	0	4
	GB	0	0	0	0	0	0	0	0	0	0	0	0	0	0	0	0	0
	FATA	0	0	0	0	0	0	0	0	0	0	0	0	0	0	0	0	0
<b>Federal Public Service</b>	<b>TOTAL</b>	<b>113</b>	<b>32</b>	<b>3</b>	<b>42</b>	<b>1</b>	<b>0</b>	<b>0</b>	<b>0</b>	<b>64</b>	<b>0</b>	<b>35</b>	<b>17</b>	<b>0</b>	<b>44</b>	<b>55</b>	<b>60</b>	<b>466</b>
<b>Commission, Islamabad.</b>	Islamabad	37	1	0	0	1	0	0	0	6	0	4	1	0	2	0	0	52
	Punjab	41	21	2	21	0	0	0	0	33	0	14	10	0	23	34	37	236
	Sindh R	3	0	1	4	0	0	0	0	4	0	3	1	0	4	5	9	34
	Sindh U	6	1	0	2	0	0	0	0	3	0	1	1	0	0	2	2	18
	KP	14	8	0	8	0	0	0	0	12	0	9	3	0	9	7	6	76
	Balochistan	4	0	0	2	0	0	0	0	2	0	0	0	0	2	4	3	17
	AJ&K	4	1	0	3	0	0	0	0	1	0	2	0	0	1	1	0	13
	GB	4	0	0	1	0	0	0	0	2	0	2	1	0	1	2	0	13
	FATA	0	0	0	1	0	0	0	0	1	0	0	0	0	2	0	3	7
<b>Secretariat Training</b>	<b>TOTAL</b>	<b>46</b>	<b>4</b>	<b>0</b>	<b>8</b>	<b>0</b>	<b>0</b>	<b>0</b>	<b>0</b>	<b>7</b>	<b>0</b>	<b>5</b>	<b>0</b>	<b>0</b>	<b>9</b>	<b>0</b>	<b>19</b>	<b>98</b>
<b>Institute, Islamabad.</b>	Islamabad	15	1	0	3	0	0	0	0	2	0	1	0	0	0	0	4	26
	Punjab	23	3	0	3	0	0	0	0	3	0	2	0	0	5	0	7	46
	Sindh R	0	0	0	0	0	0	0	0	0	0	0	0	0	0	0	1	1
	Sindh U	0	0	0	0	0	0	0	0	1	0	0	0	0	1	0	2	4
	KP	6	0	0	2	0	0	0	0	0	0	1	0	0	3	0	4	16
	Balochistan	0	0	0	0	0	0	0	0	0	0	0	0	0	0	0	1	1
	AJ&K	2	0	0	0	0	0	0	0	1	0	0	0	0	0	0	0	3
	GB	0	0	0	0	0	0	0	0	0	0	0	0	0	0	0	0	0
	FATA	0	0	0	0	0	0	0	0	0	0	1	0	0	0	0	0	1

TABLE-30									
DOMICILE WISE ACTUAL STRENGTH OF EMPLOYEES BY BASIC SCALE AND DIVISIONS / ATTACHED DEPARTMENTS /SUBORDINATE OFFICES									
DIVISION/OFFICE	DOMICILE	BASIC SCALE 17 to 22							G.TOTAL BS 1-22
		17	18	19	20	21	22	TOTAL	
<b>10. Establishment Division</b>	<b>G. TOTAL</b>	<b>88</b>	<b>117</b>	<b>41</b>	<b>20</b>	<b>4</b>	<b>2</b>	<b>272</b>	<b>1936</b>
<b>Main, Islamabad.</b>	<b>TOTAL</b>	<b>11</b>	<b>81</b>	<b>29</b>	<b>14</b>	<b>3</b>	<b>1</b>	<b>139</b>	<b>769</b>
	Islamabad	1	2	2	0	0	0	5	151
	Punjab	6	43	16	9	1	0	75	392
	Sindh R	1	9	1	1	0	0	12	40
	Sindh U	0	4	1	0	0	1	6	21
	KP	0	9	3	3	1	0	16	99
	Balochistan	1	9	2	0	0	0	12	22
	AJ&K	1	2	4	1	0	0	8	32
	GB	1	0	0	0	0	0	1	6
	FATA	0	3	0	0	1	0	4	6
<b>Akhtar Hameed Khan National</b>	<b>TOTAL</b>	<b>7</b>	<b>5</b>	<b>0</b>	<b>1</b>	<b>0</b>	<b>0</b>	<b>13</b>	<b>77</b>
<b>Centre for Rural Development,</b>	Islamabad	0	0	0	0	0	0	0	12
<b>Islamabad.</b>	Punjab	4	3	0	0	0	0	7	37
	Sindh R	0	0	0	0	0	0	0	2
	Sindh U	1	0	0	0	0	0	1	2
	KP	1	1	0	1	0	0	3	17
	Balochistan	0	0	0	0	0	0	0	1
	AJ&K	1	0	0	0	0	0	1	5
	GB	0	0	0	0	0	0	0	0
	FATA	0	1	0	0	0	0	1	1
<b>Federal Public Service</b>	<b>TOTAL</b>	<b>58</b>	<b>18</b>	<b>7</b>	<b>4</b>	<b>0</b>	<b>1</b>	<b>88</b>	<b>554</b>
<b>Commission, Islamabad.</b>	Islamabad	0	0	0	0	0	0	0	52
	Punjab	46	11	3	4	0	1	65	301
	Sindh R	0	2	0	0	0	0	2	36
	Sindh U	4	1	0	0	0	0	5	23
	KP	7	1	2	0	0	0	10	86
	Balochistan	0	1	0	0	0	0	1	18
	AJ&K	1	0	0	0	0	0	1	14
	GB	0	1	1	0	0	0	2	15
	FATA	0	1	1	0	0	0	2	9
<b>Secretariat Training Institute,</b>	<b>TOTAL</b>	<b>1</b>	<b>5</b>	<b>3</b>	<b>0</b>	<b>1</b>	<b>0</b>	<b>10</b>	<b>108</b>
<b>Islamabad.</b>	Islamabad	0	0	1	0	0	0	1	27
	Punjab	1	4	2	0	1	0	8	54
	Sindh R	0	0	0	0	0	0	0	1
	Sindh U	0	0	0	0	0	0	0	4
	KP	0	1	0	0	0	0	1	17
	Balochistan	0	0	0	0	0	0	0	1
	AJ&K	0	0	0	0	0	0	0	3
	GB	0	0	0	0	0	0	0	0
	FATA	0	0	0	0	0	0	0	1

**TABLE-30**  
**DOMICILE WISE ACTUAL STRENGTH OF EMPLOYEES BY BASIC SCALE AND DIVISIONS / ATTACHED DEPARTMENTS / SUBORDINATE OFFICES**

DIVISION/OFFICE	DOMICILE	BASIC SCALE 1 to 16																
		1	2	3	4	5	6	7	8	9	10	11	12	13	14	15	16	TOTAL
<b>Staff Welfare Organization,</b>	<b>TOTAL</b>	<b>54</b>	<b>138</b>	<b>22</b>	<b>25</b>	<b>3</b>	<b>0</b>	<b>28</b>	<b>0</b>	<b>14</b>	<b>0</b>	<b>48</b>	<b>0</b>	<b>0</b>	<b>34</b>	<b>0</b>	<b>40</b>	<b>406</b>
<b>Islamabad.</b>	Islamabad	2	0	0	1	0	0	1	0	0	0	5	0	0	5	0	1	15
	Punjab	42	76	14	13	3	0	13	0	9	0	17	0	0	24	0	24	235
	Sindh R	2	4	2	1	0	0	3	0	1	0	3	0	0	2	0	4	22
	Sindh U	3	16	1	2	0	0	4	0	0	0	4	0	0	0	0	2	32
	KP	3	22	2	4	0	0	6	0	2	0	10	0	0	1	0	6	56
	Balochistan	1	16	3	3	0	0	1	0	1	0	9	0	0	2	0	2	38
	AJ&K	1	4	0	1	0	0	0	0	0	0	0	0	0	0	0	1	7
	GB	0	0	0	0	0	0	0	0	1	0	0	0	0	0	0	0	1
	FATA	0	0	0	0	0	0	0	0	0	0	0	0	0	0	0	0	0
<b>11. Federal Education &amp;</b>	<b>G. TOTAL</b>	<b>243</b>	<b>14</b>	<b>8</b>	<b>113</b>	<b>1</b>	<b>3</b>	<b>1</b>	<b>5</b>	<b>47</b>	<b>0</b>	<b>41</b>	<b>10</b>	<b>0</b>	<b>76</b>	<b>2</b>	<b>115</b>	<b>679</b>
<b>Professional Training</b>	<b>TOTAL</b>	<b>30</b>	<b>4</b>	<b>0</b>	<b>12</b>	<b>0</b>	<b>0</b>	<b>0</b>	<b>0</b>	<b>10</b>	<b>0</b>	<b>14</b>	<b>0</b>	<b>0</b>	<b>9</b>	<b>0</b>	<b>26</b>	<b>105</b>
<b>Division</b>	Islamabad	19	2	0	4	0	0	0	0	4	0	3	0	0	2	0	4	38
<b>Main, Islamabad.</b>	Punjab	6	2	0	6	0	0	0	0	4	0	6	0	0	2	0	9	35
	Sindh R	0	0	0	0	0	0	0	0	0	0	0	0	0	0	0	4	4
	Sindh U	0	0	0	0	0	0	0	0	0	0	1	0	0	0	0	0	1
	KP	4	0	0	2	0	0	0	0	2	0	4	0	0	3	0	6	21
	Balochistan	0	0	0	0	0	0	0	0	0	0	0	0	0	1	0	1	2
	AJ&K	1	0	0	0	0	0	0	0	0	0	0	0	0	1	0	0	2
	GB	0	0	0	0	0	0	0	0	0	0	0	0	0	0	0	0	0
	FATA	0	0	0	0	0	0	0	0	0	0	0	0	0	0	0	2	2
<b>Academy of Educational</b>	<b>TOTAL</b>	<b>26</b>	<b>0</b>	<b>0</b>	<b>11</b>	<b>0</b>	<b>0</b>	<b>1</b>	<b>0</b>	<b>6</b>	<b>0</b>	<b>3</b>	<b>0</b>	<b>0</b>	<b>11</b>	<b>0</b>	<b>8</b>	<b>66</b>
<b>Planning &amp; Management,</b>	Islamabad	4	0	0	2	0	0	0	0	0	0	0	0	0	0	0	0	6
<b>Islamabad.</b>	Punjab	14	0	0	6	0	0	0	0	3	0	3	0	0	8	0	7	41
	Sindh R	0	0	0	2	0	0	0	0	2	0	0	0	0	0	0	1	5
	Sindh U	0	0	0	0	0	0	0	0	0	0	0	0	0	1	0	0	1
	KP	8	0	0	1	0	0	1	0	1	0	0	0	0	2	0	0	13
	Balochistan	0	0	0	0	0	0	0	0	0	0	0	0	0	0	0	0	0
	AJ&K	0	0	0	0	0	0	0	0	0	0	0	0	0	0	0	0	0
	GB	0	0	0	0	0	0	0	0	0	0	0	0	0	0	0	0	0
	FATA	0	0	0	0	0	0	0	0	0	0	0	0	0	0	0	0	0
<b>National Institute of</b>	<b>TOTAL</b>	<b>82</b>	<b>0</b>	<b>0</b>	<b>14</b>	<b>0</b>	<b>0</b>	<b>0</b>	<b>5</b>	<b>6</b>	<b>0</b>	<b>12</b>	<b>1</b>	<b>0</b>	<b>24</b>	<b>0</b>	<b>20</b>	<b>164</b>
<b>Science &amp; Technical</b>	Islamabad	14	0	0	1	0	0	0	1	0	0	0	1	0	0	0	0	17
<b>Education, Islamabad.</b>	Punjab	39	0	0	8	0	0	0	3	2	0	8	0	0	15	0	14	89
	Sindh R	3	0	0	1	0	0	0	0	1	0	0	0	0	4	0	1	10
	Sindh U	0	0	0	0	0	0	0	0	0	0	1	0	0	1	0	0	2
	KP	21	0	0	1	0	0	0	1	2	0	3	0	0	3	0	5	36
	Balochistan	0	0	0	0	0	0	0	0	1	0	0	0	0	1	0	0	2
	AJ&K	5	0	0	3	0	0	0	0	0	0	0	0	0	0	0	0	8
	GB	0	0	0	0	0	0	0	0	0	0	0	0	0	0	0	0	0
	FATA	0	0	0	0	0	0	0	0	0	0	0	0	0	0	0	0	0

**TABLE-30**  
**DOMICILE WISE ACTUAL STRENGTH OF EMPLOYEES BY BASIC SCALE AND DIVISIONS / ATTACHED DEPARTMENTS /SUBORDINATE OFFICES**

DIVISION/OFFICE	DOMICILE	BASIC SCALE 17 to 22						TOTAL	G.TOTAL BS 1-22
		17	18	19	20	21	22		
<b>Staff Welfare Organization,</b>	<b>TOTAL</b>	<b>11</b>	<b>8</b>	<b>2</b>	<b>1</b>	<b>0</b>	<b>0</b>	<b>22</b>	<b>428</b>
<b>Islamabad.</b>	Islamabad	0	0	1	0	0	0	1	16
	Punjab	8	4	1	1	0	0	14	249
	Sindh R	0	0	0	0	0	0	0	22
	Sindh U	1	1	0	0	0	0	2	34
	KP	1	2	0	0	0	0	3	59
	Balochistan	1	1	0	0	0	0	2	40
	AJ&K	0	0	0	0	0	0	0	7
	GB	0	0	0	0	0	0	0	1
	FATA	0	0	0	0	0	0	0	0
<b>11. Federal Education &amp;</b>	<b>G. TOTAL</b>	<b>102</b>	<b>65</b>	<b>19</b>	<b>6</b>	<b>2</b>	<b>1</b>	<b>195</b>	<b>874</b>
<b>Professional Training Division</b>	<b>TOTAL</b>	<b>5</b>	<b>6</b>	<b>6</b>	<b>3</b>	<b>0</b>	<b>1</b>	<b>21</b>	<b>126</b>
<b>Main, Islamabad.</b>	Islamabad	1	0	1	0	0	0	2	40
	Punjab	0	3	4	3	0	0	10	45
	Sindh R	0	1	0	0	0	0	1	5
	Sindh U	0	0	0	0	0	0	0	1
	KP	3	1	1	0	0	0	5	26
	Balochistan	1	0	0	0	0	0	1	3
	AJ&K	0	1	0	0	0	1	2	4
	GB	0	0	0	0	0	0	0	0
	FATA	0	0	0	0	0	0	0	2
<b>Academy of Educational</b>	<b>TOTAL</b>	<b>6</b>	<b>6</b>	<b>0</b>	<b>2</b>	<b>1</b>	<b>0</b>	<b>15</b>	<b>81</b>
<b>Planning &amp; Management,</b>	Islamabad	0	0	0	0	0	0	0	6
<b>Islamabad.</b>	Punjab	5	4	0	2	0	0	11	52
	Sindh R	0	1	0	0	0	0	1	6
	Sindh U	0	0	0	0	0	0	0	1
	KP	1	1	0	0	0	0	2	15
	Balochistan	0	0	0	0	1	0	1	1
	AJ&K	0	0	0	0	0	0	0	0
	GB	0	0	0	0	0	0	0	0
	FATA	0	0	0	0	0	0	0	0
<b>National Institute of Science &amp;</b>	<b>TOTAL</b>	<b>12</b>	<b>18</b>	<b>10</b>	<b>0</b>	<b>1</b>	<b>0</b>	<b>41</b>	<b>205</b>
<b>Technical Education, Islamabad.</b>	Islamabad	0	0	0	0	0	0	0	17
	Punjab	7	10	5	0	1	0	23	112
	Sindh R	3	4	1	0	0	0	8	18
	Sindh U	0	1	0	0	0	0	1	3
	KP	2	3	3	0	0	0	8	44
	Balochistan	0	0	1	0	0	0	1	3
	AJ&K	0	0	0	0	0	0	0	8
	GB	0	0	0	0	0	0	0	0
	FATA	0	0	0	0	0	0	0	0

TABLE-30																		
DOMICILE WISE ACTUAL STRENGTH OF EMPLOYEES BY BASIC SCALE AND DIVISIONS / ATTACHED DEPARTMENTS / SUBORDINATE OFFICES																		
DIVISION/OFFICE	DOMICILE	BASIC SCALE 1 to 16																
		1	2	3	4	5	6	7	8	9	10	11	12	13	14	15	16	TOTAL
<b>Directorate General of Basic</b>	<b>TOTAL</b>	<b>95</b>	<b>0</b>	<b>0</b>	<b>68</b>	<b>0</b>	<b>0</b>	<b>0</b>	<b>0</b>	<b>20</b>	<b>0</b>	<b>6</b>	<b>8</b>	<b>0</b>	<b>27</b>	<b>0</b>	<b>50</b>	<b>274</b>
<b>Education Community Schools,</b>	Islamabad	2	0	0	2	0	0	0	0	0	0	0	0	0	0	0	1	5
<b>Islamabad.</b>	Punjab	34	0	0	27	0	0	0	0	8	0	1	2	0	9	0	29	110
	Sindh R	15	0	0	10	0	0	0	0	1	0	0	2	0	2	0	4	34
	Sindh U	6	0	0	2	0	0	0	0	1	0	1	0	0	1	0	3	14
	KP	17	0	0	13	0	0	0	0	6	0	2	1	0	7	0	10	56
	Balochistan	8	0	0	6	0	0	0	0	2	0	0	1	0	2	0	2	21
	AJ&K	3	0	0	3	0	0	0	0	2	0	1	1	0	1	0	0	11
	GB	10	0	0	5	0	0	0	0	0	0	1	1	0	4	0	0	21
	FATA	0	0	0	0	0	0	0	0	0	0	0	0	0	1	0	1	2
<b>National Talent Pool,</b>	<b>TOTAL</b>	<b>1</b>	<b>4</b>	<b>6</b>	<b>0</b>	<b>0</b>	<b>1</b>	<b>0</b>	<b>0</b>	<b>1</b>	<b>0</b>	<b>2</b>	<b>0</b>	<b>0</b>	<b>0</b>	<b>1</b>	<b>5</b>	<b>21</b>
<b>Islamabad</b>	Islamabad	0	1	0	0	0	1	0	0	0	0	1	0	0	0	0	1	4
	Punjab	1	3	4	0	0	0	0	0	0	0	1	0	0	0	1	4	14
	Sindh R	0	0	0	0	0	0	0	0	0	0	0	0	0	0	0	0	0
	Sindh U	0	0	0	0	0	0	0	0	1	0	0	0	0	0	0	0	1
	KP	0	0	1	0	0	0	0	0	0	0	0	0	0	0	0	0	1
	Balochistan	0	0	0	0	0	0	0	0	0	0	0	0	0	0	0	0	0
	AJ&K	0	0	1	0	0	0	0	0	0	0	0	0	0	0	0	0	1
	GB	0	0	0	0	0	0	0	0	0	0	0	0	0	0	0	0	0
	FATA	0	0	0	0	0	0	0	0	0	0	0	0	0	0	0	0	0
<b>Pakistan Manpower</b>	<b>TOTAL</b>	<b>2</b>	<b>6</b>	<b>2</b>	<b>4</b>	<b>1</b>	<b>2</b>	<b>0</b>	<b>0</b>	<b>2</b>	<b>0</b>	<b>2</b>	<b>0</b>	<b>0</b>	<b>4</b>	<b>1</b>	<b>2</b>	<b>28</b>
<b>Institute, Islamabad.</b>	Islamabad	1	1	0	1	0	0	0	0	0	0	0	0	0	0	0	0	3
	Punjab	1	5	1	2	0	0	0	0	1	0	2	0	0	0	1	2	15
	Sindh R	0	0	0	0	1	0	0	0	0	0	0	0	0	1	0	0	2
	Sindh U	0	0	0	0	0	0	0	0	0	0	0	0	0	1	0	0	1
	KP	0	0	0	0	0	1	0	0	0	0	0	0	0	1	0	0	2
	Balochistan	0	0	0	1	0	0	0	0	0	0	0	0	0	0	0	0	1
	AJ&K	0	0	1	0	0	1	0	0	1	0	0	0	0	0	0	0	3
	GB	0	0	0	0	0	0	0	0	0	0	0	0	0	1	0	0	1
	FATA	0	0	0	0	0	0	0	0	0	0	0	0	0	0	0	0	0
<b>Pakistan National</b>	<b>TOTAL</b>	<b>7</b>	<b>0</b>	<b>0</b>	<b>4</b>	<b>0</b>	<b>0</b>	<b>0</b>	<b>0</b>	<b>2</b>	<b>0</b>	<b>2</b>	<b>1</b>	<b>0</b>	<b>1</b>	<b>0</b>	<b>4</b>	<b>21</b>
<b>Commission for UNESCO,</b>	Islamabad	4	0	0	0	0	0	0	0	0	0	0	0	0	0	0	0	4
<b>Islamabad.</b>	Punjab	2	0	0	3	0	0	0	0	1	0	1	1	0	1	0	2	11
	Sindh R	0	0	0	1	0	0	0	0	0	0	1	0	0	0	0	1	3
	Sindh U	0	0	0	0	0	0	0	0	0	0	0	0	0	0	0	0	0
	KP	0	0	0	0	0	0	0	0	0	0	0	0	0	0	0	1	1
	Balochistan	0	0	0	0	0	0	0	0	1	0	0	0	0	0	0	0	1
	AJ&K	1	0	0	0	0	0	0	0	0	0	0	0	0	0	0	0	1
	GB	0	0	0	0	0	0	0	0	0	0	0	0	0	0	0	0	0
	FATA	0	0	0	0	0	0	0	0	0	0	0	0	0	0	0	0	0

TABLE-30									
DOMICILE WISE ACTUAL STRENGTH OF EMPLOYEES BY BASIC SCALE AND DIVISIONS / ATTACHED DEPARTMENTS /SUBORDINATE OFFICES									
DIVISION/OFFICE	DOMICILE	BASIC PAY SCALE 17 to 22							G.TOTAL BPS 1-22
		17	18	19	20	21	22	TOTAL	
<b>Directorate General of Basic</b>	<b>TOTAL</b>	<b>69</b>	<b>33</b>	<b>2</b>	<b>1</b>	<b>0</b>	<b>0</b>	<b>105</b>	<b>379</b>
<b>Education Community Schools,</b>	Islamabad	0	0	0	0	0	0	0	5
<b>Islamabad.</b>	Punjab	29	19	1	0	0	0	49	159
	Sindh R	10	5	0	0	0	0	15	49
	Sindh U	4	1	0	0	0	0	5	19
	KP	18	5	1	1	0	0	25	81
	Balochistan	4	0	0	0	0	0	4	25
	AJ&K	0	0	0	0	0	0	0	11
	GB	4	3	0	0	0	0	7	28
	FATA	0	0	0	0	0	0	0	2
<b>National Talent Pool, Islamabad</b>	<b>TOTAL</b>	<b>2</b>	<b>1</b>	<b>1</b>	<b>0</b>	<b>0</b>	<b>0</b>	<b>4</b>	<b>25</b>
	Islamabad	1	0	0	0	0	0	1	5
	Punjab	1	1	0	0	0	0	2	16
	Sindh R	0	0	1	0	0	0	1	1
	Sindh U	0	0	0	0	0	0	0	1
	KP	0	0	0	0	0	0	0	1
	Balochistan	0	0	0	0	0	0	0	0
	AJ&K	0	0	0	0	0	0	0	1
	GB	0	0	0	0	0	0	0	0
	FATA	0	0	0	0	0	0	0	0
<b>Pakistan Manpower Institute,</b>	<b>TOTAL</b>	<b>5</b>	<b>1</b>	<b>0</b>	<b>0</b>	<b>0</b>	<b>0</b>	<b>6</b>	<b>34</b>
<b>Islamabad.</b>	Islamabad	0	1	0	0	0	0	1	4
	Punjab	0	0	0	0	0	0	0	15
	Sindh R	0	0	0	0	0	0	0	2
	Sindh U	1	0	0	0	0	0	1	2
	KP	4	0	0	0	0	0	4	6
	Balochistan	0	0	0	0	0	0	0	1
	AJ&K	0	0	0	0	0	0	0	3
	GB	0	0	0	0	0	0	0	1
	FATA	0	0	0	0	0	0	0	0
<b>Pakistan National Commission</b>	<b>TOTAL</b>	<b>3</b>	<b>0</b>	<b>0</b>	<b>0</b>	<b>0</b>	<b>0</b>	<b>3</b>	<b>24</b>
<b>for UNESCO, Islamabad.</b>	Islamabad	0	0	0	0	0	0	0	4
	Punjab	3	0	0	0	0	0	3	14
	Sindh R	0	0	0	0	0	0	0	3
	Sindh U	0	0	0	0	0	0	0	0
	KP	0	0	0	0	0	0	0	1
	Balochistan	0	0	0	0	0	0	0	1
	AJ&K	0	0	0	0	0	0	0	1
	GB	0	0	0	0	0	0	0	0
	FATA	0	0	0	0	0	0	0	0



TABLE-30																		
DOMICILE WISE ACTUAL STRENGTH OF EMPLOYEES BY BASIC SCALE AND DIVISIONS / ATTACHED DEPARTMENTS / SUBORDINATE OFFICES																		
DIVISION/OFFICE	DOMICILE	BASIC SCALE 1 to 16																
		1	2	3	4	5	6	7	8	9	10	11	12	13	14	15	16	TOTAL
<b>12. Finance Division</b>	<b>G. TOTAL</b>	<b>957</b>	<b>1324</b>	<b>1389</b>	<b>477</b>	<b>283</b>	<b>165</b>	<b>177</b>	<b>16</b>	<b>172</b>	<b>4</b>	<b>2396</b>	<b>24</b>	<b>1</b>	<b>772</b>	<b>56</b>	<b>5413</b>	<b>13626</b>
<b>Main, Islamabad.</b>	<b>TOTAL</b>	<b>311</b>	<b>51</b>	<b>0</b>	<b>86</b>	<b>0</b>	<b>0</b>	<b>68</b>	<b>0</b>	<b>0</b>	<b>1</b>	<b>56</b>	<b>3</b>	<b>0</b>	<b>106</b>	<b>5</b>	<b>280</b>	<b>967</b>
	Islamabad	311	51	0	10	0	0	8	0	0	0	13	0	0	2	3	2	400
	Punjab	0	0	0	40	0	0	38	0	0	0	21	0	0	56	2	191	348
	Sindh R	0	0	0	10	0	0	7	0	0	1	10	1	0	13	0	25	67
	Sindh U	0	0	0	9	0	0	6	0	0	0	8	0	0	10	0	11	44
	KP	0	0	0	6	0	0	6	0	0	0	4	1	0	14	0	27	58
	Balochistan	0	0	0	4	0	0	1	0	0	0	0	0	0	5	0	7	17
	AJ&K	0	0	0	3	0	0	1	0	0	0	0	1	0	2	0	6	13
	GB	0	0	0	1	0	0	1	0	0	0	0	0	0	3	0	4	9
	FATA	0	0	0	3	0	0	0	0	0	0	0	0	0	1	0	7	11
<b>Finance (Military),</b>	<b>TOTAL</b>	<b>76</b>	<b>15</b>	<b>0</b>	<b>8</b>	<b>0</b>	<b>0</b>	<b>0</b>	<b>0</b>	<b>27</b>	<b>0</b>	<b>12</b>	<b>0</b>	<b>0</b>	<b>18</b>	<b>43</b>	<b>37</b>	<b>236</b>
<b>Rawalpindi.</b>	Islamabad	2	0	0	0	0	0	0	0	1	0	1	0	0	2	2	3	11
	Punjab	64	10	0	3	0	0	0	0	17	0	9	0	0	12	28	26	169
	Sindh R	0	0	0	0	0	0	0	0	2	0	0	0	0	1	2	2	7
	Sindh U	0	0	0	0	0	0	0	0	0	0	0	0	0	0	1	1	2
	KP	8	4	0	4	0	0	0	0	6	0	2	0	0	2	7	2	35
	Balochistan	0	0	0	0	0	0	0	0	1	0	0	0	0	0	1	1	3
	AJ&K	2	1	0	1	0	0	0	0	0	0	0	0	0	1	1	1	7
	GB	0	0	0	0	0	0	0	0	0	0	0	0	0	0	0	0	0
	FATA	0	0	0	0	0	0	0	0	0	0	0	0	0	0	1	1	2
<b>Central Directorate of</b>	<b>TOTAL</b>	<b>0</b>	<b>0</b>	<b>1169</b>	<b>0</b>	<b>0</b>	<b>0</b>	<b>41</b>	<b>0</b>	<b>66</b>	<b>0</b>	<b>992</b>	<b>0</b>	<b>0</b>	<b>441</b>	<b>0</b>	<b>47</b>	<b>2756</b>
<b>National Savings,</b>	Islamabad	0	0	22	0	0	0	1	0	5	0	29	0	0	3	0	4	64
<b>Islamabad.</b>	Punjab	0	0	637	0	0	0	23	0	30	0	534	0	0	244	0	26	1494
	Sindh R	0	0	150	0	0	0	2	0	11	0	112	0	0	49	0	2	326
	Sindh U	0	0	107	0	0	0	6	0	11	0	132	0	0	60	0	5	321
	KP	0	0	179	0	0	0	7	0	1	0	130	0	0	52	0	8	377
	Balochistan	0	0	49	0	0	0	2	0	3	0	34	0	0	24	0	2	114
	AJ&K	0	0	13	0	0	0	0	0	3	0	4	0	0	7	0	0	27
	GB	0	0	6	0	0	0	0	0	0	0	8	0	0	2	0	0	16
	FATA	0	0	6	0	0	0	0	0	2	0	9	0	0	0	0	0	17
<b>Controller General of</b>	<b>TOTAL</b>	<b>547</b>	<b>406</b>	<b>177</b>	<b>65</b>	<b>40</b>	<b>4</b>	<b>9</b>	<b>1</b>	<b>13</b>	<b>3</b>	<b>962</b>	<b>20</b>	<b>0</b>	<b>49</b>	<b>0</b>	<b>3599</b>	<b>5895</b>
<b>Accounts, HQ, Islamabad.</b>	Islamabad	105	0	1	1	0	1	0	0	0	0	22	0	0	2	0	32	164
	Punjab	362	60	129	50	32	2	1	0	6	0	486	8	0	28	0	1822	2986
	Sindh R	16	16	6	3	1	0	1	0	2	0	92	1	0	5	0	248	391
	Sindh U	29	116	6	4	0	0	2	0	2	1	99	0	0	4	0	392	655
	KP	17	154	27	5	5	1	4	0	2	0	186	6	0	6	0	805	1218
	Balochistan	10	57	2	2	2	0	1	1	1	0	61	5	0	2	0	231	375
	AJ&K	5	3	6	0	0	0	0	0	0	2	2	0	0	0	0	16	34
	GB	3	0	0	0	0	0	0	0	0	0	8	0	0	1	0	13	25
	FATA	0	0	0	0	0	0	0	0	0	0	6	0	0	1	0	40	47

TABLE-30									
DOMICILE WISE ACTUAL STRENGTH OF EMPLOYEES BY BASIC SCALE AND DIVISIONS / ATTACHED DEPARTMENTS / SUBORDINATE OFFICES									
DIVISION/OFFICE	DOMICILE	BASIC SCALE 17 to 22							G.TOTAL BS 1-22
		17	18	19	20	21	22	TOTAL	
<b>12. Finance Division</b>	<b>G. TOTAL</b>	<b>1978</b>	<b>1522</b>	<b>297</b>	<b>201</b>	<b>45</b>	<b>9</b>	<b>4052</b>	<b>17678</b>
<b>Main, Islamabad.</b>	<b>TOTAL</b>	<b>104</b>	<b>115</b>	<b>103</b>	<b>49</b>	<b>12</b>	<b>4</b>	<b>387</b>	<b>1354</b>
	Islamabad	8	12	6	2	0	0	28	428
	Punjab	54	57	60	33	7	4	215	563
	Sindh R	15	13	8	0	0	0	36	103
	Sindh U	5	5	2	3	4	0	19	63
	KP	7	19	17	3	1	0	47	105
	Balochistan	8	0	2	4	0	0	14	31
	AJ&K	4	1	4	4	0	0	13	26
	GB	1	2	2	0	0	0	5	14
	FATA	2	6	2	0	0	0	10	21
<b>Finance (Military), Rawalpindi.</b>	<b>TOTAL</b>	<b>11</b>	<b>20</b>	<b>11</b>	<b>7</b>	<b>1</b>	<b>0</b>	<b>50</b>	<b>286</b>
	Islamabad	0	0	1	0	0	0	1	12
	Punjab	7	12	9	3	1	0	32	201
	Sindh R	1	2	0	0	0	0	3	10
	Sindh U	1	0	1	0	0	0	2	4
	KP	2	5	0	3	0	0	10	45
	Balochistan	0	0	0	1	0	0	1	4
	AJ&K	0	0	0	0	0	0	0	7
	GB	0	0	0	0	0	0	0	0
	FATA	0	1	0	0	0	0	1	3
<b>Central Directorate of National</b>	<b>TOTAL</b>	<b>360</b>	<b>80</b>	<b>12</b>	<b>11</b>	<b>0</b>	<b>0</b>	<b>463</b>	<b>3219</b>
<b>Savings, Islamabad.</b>	Islamabad	9	2	0	0	0	0	11	75
	Punjab	204	47	9	5	0	0	265	1759
	Sindh R	35	9	0	3	0	0	47	373
	Sindh U	33	9	1	1	0	0	44	365
	KP	53	9	1	1	0	0	64	441
	Balochistan	14	2	1	1	0	0	18	132
	AJ&K	6	0	0	0	0	0	6	33
	GB	3	1	0	0	0	0	4	20
	FATA	3	1	0	0	0	0	4	21
<b>Controller General of Accounts, HQ,</b>	<b>TOTAL</b>	<b>752</b>	<b>434</b>	<b>26</b>	<b>11</b>	<b>8</b>	<b>1</b>	<b>1232</b>	<b>7127</b>
<b>Islamabad.</b>	Islamabad	6	5	0	0	0	0	11	175
	Punjab	463	240	15	10	4	1	733	3719
	Sindh R	40	17	2	0	0	0	59	450
	Sindh U	49	39	2	1	1	0	92	747
	KP	143	95	5	0	2	0	245	1463
	Balochistan	36	29	2	0	1	0	68	443
	AJ&K	7	6	0	0	0	0	13	47
	GB	1	1	0	0	0	0	2	27
	FATA	7	2	0	0	0	0	9	56

TABLE-30																		
DOMICILE WISE ACTUAL STRENGTH OF EMPLOYEES BY BASIC SCALE AND DIVISIONS / ATTACHED DEPARTMENTS / SUBORDINATE OFFICES																		
DIVISION/OFFICE	DOMICILE	BASIC SCALE 1 to 16																
		1	2	3	4	5	6	7	8	9	10	11	12	13	14	15	16	TOTAL
<b>Federal Treasury Office,</b>	<b>TOTAL</b>	<b>8</b>	<b>0</b>	<b>0</b>	<b>2</b>	<b>0</b>	<b>0</b>	<b>3</b>	<b>0</b>	<b>0</b>	<b>0</b>	<b>0</b>	<b>0</b>	<b>0</b>	<b>27</b>	<b>0</b>	<b>4</b>	<b>44</b>
<b>Islamabad.</b>	Islamabad	4	0	0	1	0	0	1	0	0	0	0	0	0	6	0	1	13
	Punjab	4	0	0	1	0	0	0	0	0	0	0	0	0	15	0	3	23
	Sindh R	0	0	0	0	0	0	0	0	0	0	0	0	0	2	0	0	2
	Sindh U	0	0	0	0	0	0	0	0	0	0	0	0	0	1	0	0	1
	KP	0	0	0	0	0	0	2	0	0	0	0	0	0	2	0	0	4
	Balochistan	0	0	0	0	0	0	0	0	0	0	0	0	0	0	0	0	0
	AJ&K	0	0	0	0	0	0	0	0	0	0	0	0	0	1	0	0	1
	GB	0	0	0	0	0	0	0	0	0	0	0	0	0	0	0	0	0
	FATA	0	0	0	0	0	0	0	0	0	0	0	0	0	0	0	0	0
<b>Office of the Auditor</b>	<b>TOTAL</b>	<b>0</b>	<b>818</b>	<b>37</b>	<b>217</b>	<b>0</b>	<b>0</b>	<b>6</b>	<b>0</b>	<b>0</b>	<b>0</b>	<b>355</b>	<b>0</b>	<b>0</b>	<b>130</b>	<b>0</b>	<b>1438</b>	<b>3001</b>
<b>General of Pakistan, HQ,</b>	Islamabad	0	28	1	4	0	0	0	0	0	0	6	0	0	0	0	3	42
<b>Islamabad.</b>	Punjab	0	506	26	80	0	0	6	0	0	0	195	0	0	62	0	798	1673
	Sindh R	0	21	0	12	0	0	0	0	0	0	38	0	0	17	0	125	213
	Sindh U	0	64	4	64	0	0	0	0	0	0	29	0	0	7	0	216	384
	KP	0	116	3	41	0	0	0	0	0	0	45	0	0	25	0	170	400
	Balochistan	0	58	1	12	0	0	0	0	0	0	24	0	0	14	0	79	188
	AJ&K	0	22	2	4	0	0	0	0	0	0	6	0	0	2	0	16	52
	GB	0	1	0	0	0	0	0	0	0	0	11	0	0	1	0	16	29
	FATA	0	2	0	0	0	0	0	0	0	0	1	0	0	2	0	15	20
<b>Pakistan Mint, Lahore.</b>	<b>TOTAL</b>	<b>15</b>	<b>34</b>	<b>6</b>	<b>99</b>	<b>243</b>	<b>161</b>	<b>50</b>	<b>15</b>	<b>66</b>	<b>0</b>	<b>19</b>	<b>1</b>	<b>1</b>	<b>1</b>	<b>8</b>	<b>8</b>	<b>727</b>
	Islamabad	0	0	0	0	0	0	0	0	0	0	0	0	0	0	0	0	0
	Punjab	15	34	6	98	230	146	40	15	57	0	10	1	1	1	6	6	666
	Sindh R	0	0	0	0	0	0	0	0	3	0	1	0	0	0	1	1	6
	Sindh U	0	0	0	0	0	0	0	0	0	0	2	0	0	0	0	0	2
	KP	0	0	0	0	13	15	10	0	5	0	6	0	0	0	0	1	50
	Balochistan	0	0	0	1	0	0	0	0	0	0	0	0	0	0	1	0	2
	AJ&K	0	0	0	0	0	0	0	0	1	0	0	0	0	0	0	0	1
	GB	0	0	0	0	0	0	0	0	0	0	0	0	0	0	0	0	0
	FATA	0	0	0	0	0	0	0	0	0	0	0	0	0	0	0	0	0
<b>13. Foreign Affairs Division</b>	<b>TOTAL</b>	<b>415</b>	<b>21</b>	<b>50</b>	<b>139</b>	<b>8</b>	<b>0</b>	<b>6</b>	<b>0</b>	<b>183</b>	<b>0</b>	<b>89</b>	<b>1</b>	<b>0</b>	<b>142</b>	<b>434</b>	<b>237</b>	<b>1725</b>
<b>Main, (Including Pakistan</b>	Islamabad	0	0	0	0	0	0	0	0	0	0	0	0	0	0	0	0	0
<b>Missions Abroad), Islamabad.</b>	Punjab	298	13	26	77	7	0	2	0	105	0	49	1	0	79	235	135	1027
	Sindh R	5	0	3	14	0	0	1	0	19	0	8	0	0	18	49	29	146
	Sindh U	4	0	1	12	0	0	1	0	11	0	6	0	0	11	36	16	98
	KP	70	4	12	17	1	0	2	0	26	0	19	0	0	17	58	33	259
	Balochistan	2	0	0	8	0	0	0	0	12	0	2	0	0	8	25	10	67
	AJ&K	34	4	7	7	0	0	0	0	4	0	2	0	0	3	12	4	77
	GB	0	0	0	0	0	0	0	0	0	0	0	0	0	0	0	0	0
	FATA	2	0	1	4	0	0	0	0	6	0	3	0	0	6	19	10	51

**TABLE-30**  
**DOMICILE WISE ACTUAL STRENGTH OF EMPLOYEES BY BASIC SCALE AND DIVISIONS / ATTACHED DEPARTMENTS / SUBORDINATE OFFICES**

DIVISION/OFFICE	DOMICILE	BASIC SCALE 17 to 22						TOTAL	G.TOTAL BS 1-22
		17	18	19	20	21	22		
<b>Federal Treasury Office, Islamabad.</b>	<b>TOTAL</b>	<b>3</b>	<b>1</b>	<b>0</b>	<b>0</b>	<b>0</b>	<b>0</b>	<b>4</b>	<b>48</b>
	Islamabad	0	0	0	0	0	0	0	13
	Punjab	3	1	0	0	0	0	4	27
	Sindh R	0	0	0	0	0	0	0	2
	Sindh U	0	0	0	0	0	0	0	1
	KP	0	0	0	0	0	0	0	4
	Balochistan	0	0	0	0	0	0	0	0
	AJ&K	0	0	0	0	0	0	0	1
	GB	0	0	0	0	0	0	0	0
	FATA	0	0	0	0	0	0	0	0
<b>Office of the Auditor General of</b>	<b>TOTAL</b>	<b>738</b>	<b>870</b>	<b>145</b>	<b>122</b>	<b>24</b>	<b>4</b>	<b>1903</b>	<b>4904</b>
<b>Pakistan, HQ, Islamabad.</b>	Islamabad	6	3	0	0	0	0	9	51
	Punjab	465	525	89	67	15	3	1164	2837
	Sindh R	72	63	12	13	3	0	163	376
	Sindh U	58	92	10	12	3	0	175	559
	KP	87	125	21	15	2	0	250	650
	Balochistan	34	31	4	8	0	0	77	265
	AJ&K	7	11	1	3	0	0	22	74
	GB	4	6	0	1	0	0	11	40
	FATA	5	14	8	3	1	1	32	52
	<b>Pakistan Mint, Lahore.</b>	<b>TOTAL</b>	<b>10</b>	<b>2</b>	<b>0</b>	<b>1</b>	<b>0</b>	<b>0</b>	<b>13</b>
<b>Pakistan Mint, Lahore.</b>	Islamabad	0	0	0	0	0	0	0	0
	Punjab	8	2	0	1	0	0	11	677
	Sindh R	2	0	0	0	0	0	2	8
	Sindh U	0	0	0	0	0	0	0	2
	KP	0	0	0	0	0	0	0	50
	Balochistan	0	0	0	0	0	0	0	2
	AJ&K	0	0	0	0	0	0	0	1
	GB	0	0	0	0	0	0	0	0
	FATA	0	0	0	0	0	0	0	0
	<b>13. Foreign Affairs Division</b>	<b>TOTAL</b>	<b>83</b>	<b>152</b>	<b>105</b>	<b>85</b>	<b>23</b>	<b>7</b>	<b>455</b>
<b>Main, (Including Pakistan</b>	Islamabad	0	2	1	2	0	0	5	5
	<b>Missions Abroad), Islamabad.</b>	Punjab	47	83	57	40	15	6	248
	Sindh R	10	16	9	11	2	0	48	194
	Sindh U	7	13	10	7	3	1	41	139
	KP	10	16	16	13	2	0	57	316
	Balochistan	6	9	3	4	1	0	23	90
	AJ&K	1	5	3	2	0	0	11	88
	GB	0	1	1	3	0	0	5	5
	FATA	2	7	5	3	0	0	17	68

TABLE-30																		
DOMICILE WISE ACTUAL STRENGTH OF EMPLOYEES BY BASIC SCALE AND DIVISIONS / ATTACHED DEPARTMENTS / SUBORDINATE OFFICES																		
DIVISION/OFFICE	DOMICILE	BASIC SCALE 1 to 16																
		1	2	3	4	5	6	7	8	9	10	11	12	13	14	15	16	TOTAL
<b>14. Housing &amp; Works</b>	<b>G. TOTAL</b>	<b>49</b>	<b>365</b>	<b>85</b>	<b>22</b>	<b>8</b>	<b>0</b>	<b>160</b>	<b>0</b>	<b>1031</b>	<b>38</b>	<b>702</b>	<b>2</b>	<b>0</b>	<b>101</b>	<b>58</b>	<b>179</b>	<b>2800</b>
<b>Division</b>	<b>TOTAL</b>	<b>38</b>	<b>6</b>	<b>0</b>	<b>9</b>	<b>0</b>	<b>0</b>	<b>0</b>	<b>0</b>	<b>19</b>	<b>0</b>	<b>7</b>	<b>0</b>	<b>0</b>	<b>14</b>	<b>27</b>	<b>18</b>	<b>138</b>
<b>Main, Islamabad.</b>	Islamabad	0	0	0	0	0	0	0	0	0	0	0	0	0	0	0	2	2
	Punjab	18	3	0	6	0	0	0	0	10	0	3	0	0	8	17	11	76
	Sindh R	0	1	0	0	0	0	0	0	2	0	1	0	0	1	2	1	8
	Sindh U	0	0	0	0	0	0	0	0	2	0	1	0	0	1	2	1	7
	KP	16	2	0	3	0	0	0	0	4	0	2	0	0	2	4	2	35
	Balochistan	2	0	0	0	0	0	0	0	0	0	0	0	0	1	1	0	4
	AJ&K	2	0	0	0	0	0	0	0	1	0	0	0	0	0	0	1	4
	GB	0	0	0	0	0	0	0	0	0	0	0	0	0	1	1	0	2
	FATA	0	0	0	0	0	0	0	0	0	0	0	0	0	0	0	0	0
<b>Estate Office, Islamabad.</b>	<b>TOTAL</b>	<b>11</b>	<b>13</b>	<b>15</b>	<b>8</b>	<b>2</b>	<b>0</b>	<b>20</b>	<b>0</b>	<b>33</b>	<b>0</b>	<b>30</b>	<b>2</b>	<b>0</b>	<b>4</b>	<b>0</b>	<b>40</b>	<b>178</b>
	Islamabad	7	2	2	3	0	0	0	0	1	0	0	0	0	0	0	0	15
	Punjab	1	6	8	0	1	0	7	0	11	0	16	0	0	2	0	18	70
	Sindh R	0	0	0	0	0	0	1	0	1	0	1	0	0	1	0	5	9
	Sindh U	0	4	3	4	1	0	3	0	11	0	6	1	0	0	0	7	40
	KP	3	1	1	0	0	0	8	0	5	0	2	1	0	1	0	8	30
	Balochistan	0	0	0	1	0	0	1	0	3	0	1	0	0	0	0	2	8
	AJ&K	0	0	1	0	0	0	0	0	0	2	0	0	0	0	0	0	3
	GB	0	0	0	0	0	0	0	0	0	1	0	0	0	0	0	0	1
	FATA	0	0	0	0	0	0	0	0	1	0	1	0	0	0	0	0	2
<b>National Housing Authority,</b>	<b>TOTAL</b>	<b>0</b>	<b>2</b>	<b>9</b>	<b>3</b>	<b>1</b>	<b>0</b>	<b>2</b>	<b>0</b>	<b>5</b>	<b>0</b>	<b>0</b>	<b>0</b>	<b>0</b>	<b>1</b>	<b>0</b>	<b>3</b>	<b>26</b>
<b>Islamabad.</b>	Islamabad	0	0	0	1	1	0	0	0	2	0	0	0	0	0	0	0	4
	Punjab	0	2	4	2	0	0	2	0	1	0	0	0	0	0	0	3	14
	Sindh R	0	0	1	0	0	0	0	0	0	0	0	0	0	1	0	0	2
	Sindh U	0	0	0	0	0	0	0	0	0	0	0	0	0	0	0	0	0
	KP	0	0	4	0	0	0	0	0	2	0	0	0	0	0	0	0	6
	Balochistan	0	0	0	0	0	0	0	0	0	0	0	0	0	0	0	0	0
	AJ&K	0	0	0	0	0	0	0	0	0	0	0	0	0	0	0	0	0
	GB	0	0	0	0	0	0	0	0	0	0	0	0	0	0	0	0	0
	FATA	0	0	0	0	0	0	0	0	0	0	0	0	0	0	0	0	0
<b>Pakistan Public Works</b>	<b>TOTAL</b>	<b>0</b>	<b>344</b>	<b>61</b>	<b>2</b>	<b>5</b>	<b>0</b>	<b>138</b>	<b>0</b>	<b>974</b>	<b>38</b>	<b>665</b>	<b>0</b>	<b>0</b>	<b>82</b>	<b>31</b>	<b>118</b>	<b>2458</b>
<b>Department, HQ, Islamabad.</b>	Islamabad	0	118	27	2	1	0	46	0	358	11	232	0	0	33	2	1	831
	Punjab	0	70	16	0	2	0	33	0	228	9	154	0	0	15	15	63	605
	Sindh R	0	47	9	0	0	0	17	0	89	5	67	0	0	14	2	11	261
	Sindh U	0	26	5	0	2	0	9	0	56	7	33	0	0	6	3	6	153
	KP	0	36	4	0	0	0	21	0	141	4	97	0	0	5	6	25	339
	Balochistan	0	47	0	0	0	0	12	0	96	2	72	0	0	9	2	2	242
	AJ&K	0	0	0	0	0	0	0	0	5	0	6	0	0	0	1	1	13
	GB	0	0	0	0	0	0	0	0	1	0	0	0	0	0	0	0	1
	FATA	0	0	0	0	0	0	0	0	0	4	0	0	0	0	0	9	13

TABLE-30									
DOMICILE WISE ACTUAL STRENGTH OF EMPLOYEES BY BASIC SCALE AND DIVISIONS / ATTACHED DEPARTMENTS /SUBORDINATE OFFICES									
DIVISION/OFFICE	DOMICILE	BASIC SCALE 17 to 22							G.TOTAL BS 1-22
		17	18	19	20	21	22	TOTAL	
<b>14. Housing &amp; Works Division</b>	<b>G. TOTAL</b>	<b>305</b>	<b>103</b>	<b>25</b>	<b>4</b>	<b>0</b>	<b>1</b>	<b>438</b>	<b>3238</b>
<b>Main, Islamabad.</b>	<b>TOTAL</b>	<b>4</b>	<b>12</b>	<b>2</b>	<b>2</b>	<b>0</b>	<b>1</b>	<b>21</b>	<b>159</b>
	Islamabad	0	1	0	0	0	0	1	3
	Punjab	2	6	0	0	0	1	9	85
	Sindh R	0	1	1	0	0	0	2	10
	Sindh U	0	0	0	0	0	0	0	7
	KP	0	4	1	2	0	0	7	42
	Balochistan	2	0	0	0	0	0	2	6
	AJ&K	0	0	0	0	0	0	0	4
	GB	0	0	0	0	0	0	0	2
	FATA	0	0	0	0	0	0	0	0
<b>Estate Office, Islamabad.</b>	<b>TOTAL</b>	<b>15</b>	<b>4</b>	<b>1</b>	<b>0</b>	<b>0</b>	<b>0</b>	<b>20</b>	<b>198</b>
	Islamabad	0	0	0	0	0	0	0	15
	Punjab	7	3	0	0	0	0	10	80
	Sindh R	3	0	0	0	0	0	3	12
	Sindh U	1	1	1	0	0	0	3	43
	KP	4	0	0	0	0	0	4	34
	Balochistan	0	0	0	0	0	0	0	8
	AJ&K	0	0	0	0	0	0	0	3
	GB	0	0	0	0	0	0	0	1
	FATA	0	0	0	0	0	0	0	2
<b>National Housing Authority,</b>	<b>TOTAL</b>	<b>2</b>	<b>3</b>	<b>3</b>	<b>0</b>	<b>0</b>	<b>0</b>	<b>8</b>	<b>34</b>
<b>Islamabad.</b>	Islamabad	0	0	0	0	0	0	0	4
	Punjab	1	2	1	0	0	0	4	18
	Sindh R	0	0	1	0	0	0	1	3
	Sindh U	0	0	0	0	0	0	0	0
	KP	1	0	1	0	0	0	2	8
	Balochistan	0	0	0	0	0	0	0	0
	AJ&K	0	1	0	0	0	0	1	1
	GB	0	0	0	0	0	0	0	0
	FATA	0	0	0	0	0	0	0	0
<b>Pakistan Public Works Department,</b>	<b>TOTAL</b>	<b>284</b>	<b>84</b>	<b>19</b>	<b>2</b>	<b>0</b>	<b>0</b>	<b>389</b>	<b>2847</b>
<b>HQ, Islamabad.</b>	Islamabad	5	1	0	0	0	0	6	837
	Punjab	150	35	14	2	0	0	201	806
	Sindh R	27	16	1	0	0	0	44	305
	Sindh U	25	9	1	0	0	0	35	188
	KP	46	11	2	0	0	0	59	398
	Balochistan	18	6	0	0	0	0	24	266
	AJ&K	2	1	0	0	0	0	3	16
	GB	11	5	1	0	0	0	17	18
	FATA	0	0	0	0	0	0	0	13

TABLE-30																		
DOMICILE WISE ACTUAL STRENGTH OF EMPLOYEES BY BASIC SCALE AND DIVISIONS / ATTACHED DEPARTMENTS / SUBORDINATE OFFICES																		
DIVISION/OFFICE	DOMICILE	BASIC SCALE 1 to 16																
		1	2	3	4	5	6	7	8	9	10	11	12	13	14	15	16	TOTAL
<b>15. Human Rights</b>	<b>G. TOTAL</b>	55	26	1	18	5	1	1	1	17	1	7	2	0	22	27	38	222
<b>Division</b>	<b>TOTAL</b>	55	0	1	18	0	1	0	1	17	1	5	0	0	20	27	29	175
<b>Main, Islamabad.</b>	Islamabad	18	0	0	3	0	0	0	0	3	0	2	0	0	4	4	3	37
	Punjab	21	0	0	8	0	1	0	0	7	0	2	0	0	10	13	11	73
	Sindh R	0	0	0	2	0	0	0	1	0	0	0	0	0	1	1	7	12
	Sindh U	2	0	0	0	0	0	0	0	1	0	0	0	0	0	1	0	4
	KP	9	0	1	2	0	0	0	0	5	0	0	0	0	2	5	4	28
	Balochistan	2	0	0	1	0	0	0	0	1	0	1	0	0	0	2	2	9
	AJ&K	2	0	0	1	0	0	0	0	0	0	0	0	0	0	1	1	5
	GB	0	0	0	0	0	0	0	0	0	1	0	0	0	0	0	0	1
	FATA	1	0	0	1	0	0	0	0	0	0	0	0	0	3	0	1	6
<b>Implementation of National</b>	<b>TOTAL</b>	0	3	0	0	0	0	0	0	0	0	1	0	0	0	0	0	4
<b>Plan of Action for Children,</b>	Islamabad	0	0	0	0	0	0	0	0	0	0	0	0	0	0	0	0	0
<b>Islamabad.</b>	Punjab	0	3	0	0	0	0	0	0	0	0	1	0	0	0	0	0	4
	Sindh R	0	0	0	0	0	0	0	0	0	0	0	0	0	0	0	0	0
	Sindh U	0	0	0	0	0	0	0	0	0	0	0	0	0	0	0	0	0
	KP	0	0	0	0	0	0	0	0	0	0	0	0	0	0	0	0	0
	Balochistan	0	0	0	0	0	0	0	0	0	0	0	0	0	0	0	0	0
	AJ&K	0	0	0	0	0	0	0	0	0	0	0	0	0	0	0	0	0
	GB	0	0	0	0	0	0	0	0	0	0	0	0	0	0	0	0	0
	FATA	0	0	0	0	0	0	0	0	0	0	0	0	0	0	0	0	0
<b>National Commission for</b>	<b>TOTAL</b>	0	5	0	0	2	0	0	0	0	0	0	0	0	2	0	3	12
<b>the Child Welfare &amp;</b>	Islamabad	0	3	0	0	1	0	0	0	0	0	0	0	0	0	0	2	6
<b>Development, Islamabad.</b>	Punjab	0	1	0	0	1	0	0	0	0	0	0	0	0	1	0	0	3
	Sindh R	0	0	0	0	0	0	0	0	0	0	0	0	0	1	0	0	1
	Sindh U	0	0	0	0	0	0	0	0	0	0	0	0	0	0	0	0	0
	KP	0	1	0	0	0	0	0	0	0	0	0	0	0	0	0	0	1
	Balochistan	0	0	0	0	0	0	0	0	0	0	0	0	0	0	0	0	0
	AJ&K	0	0	0	0	0	0	0	0	0	0	0	0	0	0	0	0	0
	GB	0	0	0	0	0	0	0	0	0	0	0	0	0	0	0	1	1
	FATA	0	0	0	0	0	0	0	0	0	0	0	0	0	0	0	0	0
<b>National Child Protection</b>	<b>TOTAL</b>	0	6	0	0	3	0	0	0	0	0	1	2	0	0	0	5	17
<b>Centre (NCPC), Islamabad.</b>	Islamabad	0	3	0	0	3	0	0	0	0	0	0	0	0	0	0	2	8
	Punjab	0	1	0	0	0	0	0	0	0	0	0	2	0	0	0	1	4
	Sindh R	0	0	0	0	0	0	0	0	0	0	0	0	0	0	0	0	0
	Sindh U	0	0	0	0	0	0	0	0	0	0	0	0	0	0	0	0	0
	KP	0	2	0	0	0	0	0	0	0	0	0	0	0	0	0	2	4
	Balochistan	0	0	0	0	0	0	0	0	0	0	0	0	0	0	0	0	0
	AJ&K	0	0	0	0	0	0	0	0	0	0	0	0	0	0	0	0	0
	GB	0	0	0	0	0	0	0	0	0	0	1	0	0	0	0	0	1
	FATA	0	0	0	0	0	0	0	0	0	0	0	0	0	0	0	0	0

TABLE-30									
DOMICILE WISE ACTUAL STRENGTH OF EMPLOYEES BY BASIC SCALE AND DIVISIONS / ATTACHED DEPARTMENTS /SUBORDINATE OFFICES									
DIVISION/OFFICE	DOMICILE	BASIC SCALE 17 to 22							G.TOTAL BS 1-22
		17	18	19	20	21	22	TOTAL	
<b>15. Human Rights Division</b>	<b>G. TOTAL</b>	<b>23</b>	<b>17</b>	<b>7</b>	<b>4</b>	<b>0</b>	<b>1</b>	<b>52</b>	<b>274</b>
<b>Main, Islamabad.</b>	<b>TOTAL</b>	<b>12</b>	<b>12</b>	<b>6</b>	<b>4</b>	<b>0</b>	<b>1</b>	<b>35</b>	<b>210</b>
	Islamabad	1	0	0	0	0	0	1	38
	Punjab	8	9	4	3	0	0	24	97
	Sindh R	2	2	0	1	0	1	6	18
	Sindh U	0	1	0	0	0	0	1	5
	KP	1	0	2	0	0	0	3	31
	Balochistan	0	0	0	0	0	0	0	9
	AJ&K	0	0	0	0	0	0	0	5
	GB	0	0	0	0	0	0	0	1
	FATA	0	0	0	0	0	0	0	6
<b>Implementation of National Plan of</b>	<b>TOTAL</b>	<b>2</b>	<b>1</b>	<b>0</b>	<b>0</b>	<b>0</b>	<b>0</b>	<b>3</b>	<b>7</b>
<b>Action for Children, Islamabad.</b>	Islamabad	0	0	0	0	0	0	0	0
	Punjab	1	0	0	0	0	0	1	5
	Sindh R	0	0	0	0	0	0	0	0
	Sindh U	0	0	0	0	0	0	0	0
	KP	1	1	0	0	0	0	2	2
	Balochistan	0	0	0	0	0	0	0	0
	AJ&K	0	0	0	0	0	0	0	0
	GB	0	0	0	0	0	0	0	0
	FATA	0	0	0	0	0	0	0	0
<b>National Commission for the Child</b>	<b>TOTAL</b>	<b>1</b>	<b>0</b>	<b>1</b>	<b>0</b>	<b>0</b>	<b>0</b>	<b>2</b>	<b>14</b>
<b>Welfare &amp; Development, Islamabad.</b>	Islamabad	0	0	0	0	0	0	0	6
	Punjab	1	0	1	0	0	0	2	5
	Sindh R	0	0	0	0	0	0	0	1
	Sindh U	0	0	0	0	0	0	0	0
	KP	0	0	0	0	0	0	0	1
	Balochistan	0	0	0	0	0	0	0	0
	AJ&K	0	0	0	0	0	0	0	0
	GB	0	0	0	0	0	0	0	1
	FATA	0	0	0	0	0	0	0	0
<b>National Child Protection Centre</b>	<b>TOTAL</b>	<b>2</b>	<b>2</b>	<b>0</b>	<b>0</b>	<b>0</b>	<b>0</b>	<b>4</b>	<b>21</b>
<b>(NCPC), Islamabad.</b>	Islamabad	0	0	0	0	0	0	0	8
	Punjab	1	1	0	0	0	0	2	6
	Sindh R	0	0	0	0	0	0	0	0
	Sindh U	0	0	0	0	0	0	0	0
	KP	1	1	0	0	0	0	2	6
	Balochistan	0	0	0	0	0	0	0	0
	AJ&K	0	0	0	0	0	0	0	0
	GB	0	0	0	0	0	0	0	1
	FATA	0	0	0	0	0	0	0	0



TABLE-30																		
DOMICILE WISE ACTUAL STRENGTH OF EMPLOYEES BY BASIC SCALE AND DIVISIONS / ATTACHED DEPARTMENTS / SUBORDINATE OFFICES																		
DIVISION/OFFICE	DOMICILE	BASIC SCALE 1 to 16																
		1	2	3	4	5	6	7	8	9	10	11	12	13	14	15	16	TOTAL
<b>Family Protection &amp; Rehabilitation Centre</b>	<b>TOTAL</b>	<b>0</b>	<b>12</b>	<b>0</b>	<b>0</b>	<b>0</b>	<b>0</b>	<b>1</b>	<b>0</b>	<b>0</b>	<b>0</b>	<b>0</b>	<b>0</b>	<b>0</b>	<b>0</b>	<b>0</b>	<b>1</b>	<b>14</b>
<b>Islamabad.</b>	Islamabad	0	3	0	0	0	0	0	0	0	0	0	0	0	0	0	0	3
	Punjab	0	7	0	0	0	0	0	0	0	0	0	0	0	0	0	1	8
	Sindh R	0	0	0	0	0	0	0	0	0	0	0	0	0	0	0	0	0
	Sindh U	0	0	0	0	0	0	0	0	0	0	0	0	0	0	0	0	0
	KP	0	2	0	0	0	0	1	0	0	0	0	0	0	0	0	0	3
	Balochistan	0	0	0	0	0	0	0	0	0	0	0	0	0	0	0	0	0
	AJ&K	0	0	0	0	0	0	0	0	0	0	0	0	0	0	0	0	0
	GB	0	0	0	0	0	0	0	0	0	0	0	0	0	0	0	0	0
	FATA	0	0	0	0	0	0	0	0	0	0	0	0	0	0	0	0	0
<b>16. Industries &amp; Production</b>	<b>G. TOTAL</b>	<b>91</b>	<b>15</b>	<b>1</b>	<b>17</b>	<b>2</b>	<b>0</b>	<b>6</b>	<b>3</b>	<b>19</b>	<b>0</b>	<b>15</b>	<b>2</b>	<b>0</b>	<b>37</b>	<b>61</b>	<b>32</b>	<b>301</b>
<b>Division</b>	<b>TOTAL</b>	<b>82</b>	<b>9</b>	<b>0</b>	<b>15</b>	<b>0</b>	<b>0</b>	<b>0</b>	<b>0</b>	<b>11</b>	<b>0</b>	<b>11</b>	<b>2</b>	<b>0</b>	<b>35</b>	<b>55</b>	<b>27</b>	<b>247</b>
<b>Main, Islamabad.</b>	Islamabad	27	3	0	0	0	0	0	0	1	0	2	0	0	2	5	1	41
	Punjab	32	0	0	9	0	0	0	0	5	0	7	2	0	15	31	15	116
	Sindh R	0	0	0	0	0	0	0	0	2	0	1	0	0	7	1	5	16
	Sindh U	1	0	0	0	0	0	0	0	0	0	0	0	0	3	3	1	8
	KP	18	3	0	5	0	0	0	0	3	0	1	0	0	4	7	2	43
	Balochistan	3	0	0	1	0	0	0	0	0	0	0	0	0	3	4	2	13
	AJ&K	0	3	0	0	0	0	0	0	0	0	0	0	0	0	3	1	7
	GB	1	0	0	0	0	0	0	0	0	0	0	0	0	0	0	0	1
	FATA	0	0	0	0	0	0	0	0	0	0	0	0	0	1	1	0	2
<b>Department of Explosives HQ, Rawalpindi.</b>	<b>TOTAL</b>	<b>9</b>	<b>6</b>	<b>1</b>	<b>2</b>	<b>2</b>	<b>0</b>	<b>6</b>	<b>3</b>	<b>8</b>	<b>0</b>	<b>4</b>	<b>0</b>	<b>0</b>	<b>2</b>	<b>6</b>	<b>5</b>	<b>54</b>
	Islamabad	1	0	0	0	0	0	0	0	0	0	0	0	0	0	1	1	3
	Punjab	4	3	0	2	0	0	2	1	4	0	4	0	0	1	2	2	25
	Sindh R	0	0	0	0	1	0	1	0	1	0	0	0	0	0	1	0	4
	Sindh U	1	0	1	0	0	0	1	0	2	0	0	0	0	0	0	1	6
	KP	1	2	0	0	0	0	2	1	0	0	0	0	0	1	2	1	10
	Balochistan	0	1	0	0	1	0	0	1	1	0	0	0	0	0	0	0	4
	AJ&K	2	0	0	0	0	0	0	0	0	0	0	0	0	0	0	0	2
	GB	0	0	0	0	0	0	0	0	0	0	0	0	0	0	0	0	0
	FATA	0	0	0	0	0	0	0	0	0	0	0	0	0	0	0	0	0
<b>17. Information &amp; Broadcasting Division</b>	<b>G. TOTAL</b>	<b>482</b>	<b>46</b>	<b>51</b>	<b>150</b>	<b>57</b>	<b>4</b>	<b>15</b>	<b>4</b>	<b>146</b>	<b>25</b>	<b>123</b>	<b>0</b>	<b>34</b>	<b>121</b>	<b>94</b>	<b>216</b>	<b>1568</b>
<b>Main, Islamabad.</b>	<b>TOTAL</b>	<b>178</b>	<b>0</b>	<b>7</b>	<b>40</b>	<b>0</b>	<b>0</b>	<b>0</b>	<b>0</b>	<b>20</b>	<b>0</b>	<b>10</b>	<b>0</b>	<b>0</b>	<b>27</b>	<b>0</b>	<b>77</b>	<b>359</b>
	Islamabad	22	0	0	5	0	0	0	0	0	0	0	0	0	0	0	0	27
	Punjab	71	0	7	26	0	0	0	0	10	0	5	0	0	14	0	48	181
	Sindh R	10	0	0	1	0	0	0	0	1	0	1	0	0	3	0	7	23
	Sindh U	10	0	0	0	0	0	0	0	1	0	0	0	0	6	0	7	24
	KP	49	0	0	6	0	0	0	0	4	0	3	0	0	2	0	12	76
	Balochistan	0	0	0	0	0	0	0	0	3	0	0	0	0	1	0	2	6
	AJ&K	16	0	0	2	0	0	0	0	1	0	1	0	0	0	0	1	21
	GB	0	0	0	0	0	0	0	0	0	0	0	0	0	0	0	0	0
	FATA	0	0	0	0	0	0	0	0	0	0	0	0	0	1	0	0	1

TABLE-30									
DOMICILE WISE ACTUAL STRENGTH OF EMPLOYEES BY BASIC SCALE AND DIVISIONS / ATTACHED DEPARTMENTS /SUBORDINATE OFFICES									
DIVISION/OFFICE	DOMICILE	BASIC SCALE 17 to 22							G.TOTAL BS 1-22
		17	18	19	20	21	22	TOTAL	
<b>Family Protection &amp; Rehabilitation</b>	<b>TOTAL</b>	<b>6</b>	<b>2</b>	<b>0</b>	<b>0</b>	<b>0</b>	<b>0</b>	<b>8</b>	<b>22</b>
<b>Centre Islamabad.</b>	Islamabad	0	1	0	0	0	0	1	4
	Punjab	2	0	0	0	0	0	2	10
	Sindh R	0	0	0	0	0	0	0	0
	Sindh U	0	1	0	0	0	0	1	1
	KP	4	0	0	0	0	0	4	7
	Balochistan	0	0	0	0	0	0	0	0
	AJ&K	0	0	0	0	0	0	0	0
	GB	0	0	0	0	0	0	0	0
	FATA	0	0	0	0	0	0	0	0
<b>16. Industries &amp; Production</b>	<b>G. TOTAL</b>	<b>31</b>	<b>11</b>	<b>12</b>	<b>6</b>	<b>2</b>	<b>1</b>	<b>63</b>	<b>364</b>
<b>Division</b>	<b>TOTAL</b>	<b>24</b>	<b>4</b>	<b>11</b>	<b>6</b>	<b>2</b>	<b>1</b>	<b>48</b>	<b>295</b>
<b>Main, Islamabad.</b>	Islamabad	0	0	2	1	0	0	3	44
	Punjab	13	2	7	3	0	0	25	141
	Sindh R	6	0	1	0	0	0	7	23
	Sindh U	0	0	0	0	1	0	1	9
	KP	2	2	1	2	0	0	7	50
	Balochistan	3	0	0	0	1	0	4	17
	AJ&K	0	0	0	0	0	1	1	8
	GB	0	0	0	0	0	0	0	1
	FATA	0	0	0	0	0	0	0	2
<b>Department of Explosives HQ.</b>	<b>TOTAL</b>	<b>7</b>	<b>7</b>	<b>1</b>	<b>0</b>	<b>0</b>	<b>0</b>	<b>15</b>	<b>69</b>
<b>Rawalpindi.</b>	Islamabad	1	0	0	0	0	0	1	4
	Punjab	4	5	0	0	0	0	9	34
	Sindh R	1	0	0	0	0	0	1	5
	Sindh U	0	0	1	0	0	0	1	7
	KP	1	1	0	0	0	0	2	12
	Balochistan	0	1	0	0	0	0	1	5
	AJ&K	0	0	0	0	0	0	0	2
	GB	0	0	0	0	0	0	0	0
	FATA	0	0	0	0	0	0	0	0
<b>17. Information &amp; Broadcasting</b>	<b>G. TOTAL</b>	<b>41</b>	<b>24</b>	<b>16</b>	<b>8</b>	<b>4</b>	<b>2</b>	<b>95</b>	<b>1663</b>
<b>Division</b>	<b>TOTAL</b>	<b>9</b>	<b>8</b>	<b>7</b>	<b>2</b>	<b>1</b>	<b>1</b>	<b>28</b>	<b>387</b>
<b>Main, Islamabad.</b>	Islamabad	0	0	0	0	0	0	0	27
	Punjab	5	5	5	2	1	1	19	200
	Sindh R	0	0	0	0	0	0	0	23
	Sindh U	1	0	0	0	0	0	1	25
	KP	3	1	2	0	0	0	6	82
	Balochistan	0	1	0	0	0	0	1	7
	AJ&K	0	1	0	0	0	0	1	22
	GB	0	0	0	0	0	0	0	0
	FATA	0	0	0	0	0	0	0	1

**TABLE-30**  
**DOMICILE WISE ACTUAL STRENGTH OF EMPLOYEES BY BASIC SCALE AND DIVISIONS / ATTACHED DEPARTMENTS / SUBORDINATE OFFICES**

DIVISION/OFFICE	DOMICILE	BASIC SCALE 1 to 16																
		1	2	3	4	5	6	7	8	9	10	11	12	13	14	15	16	TOTAL
<b>Audit Bureau of Circulation,</b>	<b>TOTAL</b>	<b>0</b>	<b>16</b>	<b>0</b>	<b>0</b>	<b>3</b>	<b>0</b>	<b>0</b>	<b>0</b>	<b>2</b>	<b>0</b>	<b>1</b>	<b>0</b>	<b>0</b>	<b>3</b>	<b>0</b>	<b>12</b>	<b>37</b>
<b>Islamabad.</b>	Islamabad	0	0	0	0	0	0	0	0	0	0	0	0	0	0	0	0	0
	Punjab	0	12	0	0	1	0	0	0	1	0	0	0	0	1	0	10	25
	Sindh R	0	1	0	0	1	0	0	0	1	0	0	0	0	1	0	0	4
	Sindh U	0	3	0	0	0	0	0	0	0	0	0	0	0	1	0	2	6
	KP	0	0	0	0	1	0	0	0	0	0	0	0	0	0	0	0	1
	Balochistan	0	0	0	0	0	0	0	0	0	0	0	0	0	0	0	0	0
	AJ&K	0	0	0	0	0	0	0	0	0	0	1	0	0	0	0	0	1
	GB	0	0	0	0	0	0	0	0	0	0	0	0	0	0	0	0	0
	FATA	0	0	0	0	0	0	0	0	0	0	0	0	0	0	0	0	0
<b>Central Board of Film</b>	<b>TOTAL</b>	<b>2</b>	<b>5</b>	<b>1</b>	<b>0</b>	<b>0</b>	<b>2</b>	<b>3</b>	<b>0</b>	<b>2</b>	<b>0</b>	<b>4</b>	<b>0</b>	<b>0</b>	<b>0</b>	<b>1</b>	<b>7</b>	<b>27</b>
<b>Censors, Islamabad.</b>	Islamabad	2	1	0	0	0	0	1	0	1	0	2	0	0	0	0	1	8
	Punjab	0	1	0	0	0	1	1	0	0	0	1	0	0	0	1	2	7
	Sindh R	0	0	0	0	0	0	0	0	0	0	0	0	0	0	0	0	0
	Sindh U	0	0	0	0	0	0	0	0	1	0	0	0	0	0	0	0	1
	KP	0	2	1	0	0	0	1	0	0	0	1	0	0	0	0	2	7
	Balochistan	0	0	0	0	0	0	0	0	0	0	0	0	0	0	0	1	1
	AJ&K	0	1	0	0	0	1	0	0	0	0	0	0	0	0	0	0	2
	GB	0	0	0	0	0	0	0	0	0	0	0	0	0	0	0	0	0
	FATA	0	0	0	0	0	0	0	0	0	0	0	0	0	0	0	1	1
<b>Directorate of Electronic</b>	<b>TOTAL</b>	<b>69</b>	<b>10</b>	<b>1</b>	<b>16</b>	<b>15</b>	<b>0</b>	<b>8</b>	<b>0</b>	<b>34</b>	<b>24</b>	<b>34</b>	<b>0</b>	<b>6</b>	<b>21</b>	<b>38</b>	<b>26</b>	<b>302</b>
<b>Media and Publications,</b>	Islamabad	10	0	0	3	2	0	0	0	9	3	8	0	1	3	6	4	49
<b>Islamabad.</b>	Punjab	38	8	1	6	5	0	6	0	12	7	11	0	1	12	13	13	133
	Sindh R	3	0	0	1	1	0	0	0	0	2	1	0	0	0	3	2	13
	Sindh U	2	0	0	2	2	0	0	0	3	4	8	0	1	1	5	4	32
	KP	9	1	0	3	5	0	1	0	6	6	4	0	2	2	6	1	46
	Balochistan	2	0	0	0	0	0	0	0	1	1	1	0	0	2	2	1	10
	AJ&K	4	1	0	1	0	0	1	0	2	1	0	0	0	1	3	1	15
	GB	1	0	0	0	0	0	0	0	1	0	1	0	0	0	0	0	3
	FATA	0	0	0	0	0	0	0	0	0	0	0	1	0	0	0	0	1
<b>Federal Land Commission,</b>	<b>TOTAL</b>	<b>29</b>	<b>2</b>	<b>0</b>	<b>8</b>	<b>1</b>	<b>0</b>	<b>0</b>	<b>0</b>	<b>5</b>	<b>0</b>	<b>5</b>	<b>0</b>	<b>0</b>	<b>2</b>	<b>10</b>	<b>13</b>	<b>75</b>
<b>Islamabad.</b>	Islamabad	0	0	0	0	0	0	0	0	0	0	0	0	0	0	0	0	0
	Punjab	18	2	0	3	1	0	0	0	3	0	2	0	0	1	4	8	42
	Sindh R	2	0	0	2	0	0	0	0	2	0	1	0	0	0	0	1	8
	Sindh U	1	0	0	0	0	0	0	0	0	0	0	0	0	0	0	1	2
	KP	4	0	0	2	0	0	0	0	0	0	2	0	0	0	3	2	13
	Balochistan	2	0	0	0	0	0	0	0	0	0	0	0	0	1	2	0	5
	AJ&K	1	0	0	1	0	0	0	0	0	0	0	0	0	0	0	1	3
	GB	1	0	0	0	0	0	0	0	0	0	0	0	0	0	1	0	2
	FATA	0	0	0	0	0	0	0	0	0	0	0	0	0	0	0	0	0

TABLE-30									
DOMICILE WISE ACTUAL STRENGTH OF EMPLOYEES BY BASIC SCALE AND DIVISIONS / ATTACHED DEPARTMENTS /SUBORDINATE OFFICES									
DIVISION/OFFICE	DOMICILE	BASIC SCALE 17 to 22							G.TOTAL BS 1-22
		17	18	19	20	21	22	TOTAL	
<b>Audit Bureau of Circulation,</b>	<b>TOTAL</b>	<b>2</b>	<b>2</b>	<b>1</b>	<b>0</b>	<b>0</b>	<b>0</b>	<b>5</b>	<b>42</b>
<b>Islamabad.</b>	Islamabad	0	0	0	0	0	0	0	0
	Punjab	2	1	1	0	0	0	4	29
	Sindh R	0	0	0	0	0	0	0	4
	Sindh U	0	1	0	0	0	0	1	7
	KP	0	0	0	0	0	0	0	1
	Balochistan	0	0	0	0	0	0	0	0
	AJ&K	0	0	0	0	0	0	0	1
	GB	0	0	0	0	0	0	0	0
	FATA	0	0	0	0	0	0	0	0
<b>Central Board of Film Censors,</b>	<b>TOTAL</b>	<b>0</b>	<b>0</b>	<b>0</b>	<b>1</b>	<b>0</b>	<b>0</b>	<b>1</b>	<b>28</b>
<b>Islamabad.</b>	Islamabad	0	0	0	0	0	0	0	8
	Punjab	0	0	0	1	0	0	1	8
	Sindh R	0	0	0	0	0	0	0	0
	Sindh U	0	0	0	0	0	0	0	1
	KP	0	0	0	0	0	0	0	7
	Balochistan	0	0	0	0	0	0	0	1
	AJ&K	0	0	0	0	0	0	0	2
	GB	0	0	0	0	0	0	0	0
	FATA	0	0	0	0	0	0	0	1
<b>Directorate of Electronic Media</b>	<b>TOTAL</b>	<b>13</b>	<b>10</b>	<b>4</b>	<b>2</b>	<b>0</b>	<b>0</b>	<b>29</b>	<b>331</b>
<b>and Publications, Islamabad.</b>	Islamabad	2	0	0	0	0	0	2	51
	Punjab	9	7	4	2	0	0	22	155
	Sindh R	0	0	0	0	0	0	0	13
	Sindh U	2	1	0	0	0	0	3	35
	KP	0	2	0	0	0	0	2	48
	Balochistan	0	0	0	0	0	0	0	10
	AJ&K	0	0	0	0	0	0	0	15
	GB	0	0	0	0	0	0	0	3
	FATA	0	0	0	0	0	0	0	1
<b>Federal Land Commission,</b>	<b>TOTAL</b>	<b>6</b>	<b>1</b>	<b>2</b>	<b>1</b>	<b>2</b>	<b>1</b>	<b>13</b>	<b>88</b>
<b>Islamabad.</b>	Islamabad	0	0	0	0	0	0	0	0
	Punjab	3	0	1	1	2	1	8	50
	Sindh R	2	1	1	0	0	0	4	12
	Sindh U	0	0	0	0	0	0	0	2
	KP	1	0	0	0	0	0	1	14
	Balochistan	0	0	0	0	0	0	0	5
	AJ&K	0	0	0	0	0	0	0	3
	GB	0	0	0	0	0	0	0	2
	FATA	0	0	0	0	0	0	0	0

**TABLE-30**  
**DOMICILE WISE ACTUAL STRENGTH OF EMPLOYEES BY BASIC SCALE AND DIVISIONS / ATTACHED DEPARTMENTS / SUBORDINATE OFFICES**

DIVISION/OFFICE	DOMICILE	BASIC SCALE 1 to 16																
		1	2	3	4	5	6	7	8	9	10	11	12	13	14	15	16	TOTAL
<b>Implementation Tribunal</b>	<b>TOTAL</b>	<b>5</b>	<b>4</b>	<b>0</b>	<b>0</b>	<b>1</b>	<b>0</b>	<b>0</b>	<b>0</b>	<b>1</b>	<b>0</b>	<b>2</b>	<b>0</b>	<b>0</b>	<b>1</b>	<b>0</b>	<b>5</b>	<b>19</b>
<b>For Newspaper Employees,</b>	<b>Islamabad</b>	0	2	0	0	0	0	0	0	0	0	1	0	0	0	0	2	5
<b>Islamabad.</b>	<b>Punjab</b>	1	0	0	0	1	0	0	0	1	0	0	0	0	1	0	2	6
	<b>Sindh R</b>	0	0	0	0	0	0	0	0	0	0	0	0	0	0	0	0	0
	<b>Sindh U</b>	0	0	0	0	0	0	0	0	0	0	0	0	0	0	0	0	0
	<b>KP</b>	4	2	0	0	0	0	0	0	0	0	1	0	0	0	0	1	8
	<b>Balochistan</b>	0	0	0	0	0	0	0	0	0	0	0	0	0	0	0	0	0
	<b>AJ&amp;K</b>	0	0	0	0	0	0	0	0	0	0	0	0	0	0	0	0	0
	<b>GB</b>	0	0	0	0	0	0	0	0	0	0	0	0	0	0	0	0	0
	<b>FATA</b>	0	0	0	0	0	0	0	0	0	0	0	0	0	0	0	0	0
<b>Information Service</b>	<b>TOTAL</b>	<b>9</b>	<b>2</b>	<b>4</b>	<b>2</b>	<b>3</b>	<b>0</b>	<b>2</b>	<b>0</b>	<b>2</b>	<b>0</b>	<b>2</b>	<b>0</b>	<b>0</b>	<b>2</b>	<b>0</b>	<b>5</b>	<b>33</b>
<b>Academy, Islamabad.</b>	<b>Islamabad</b>	0	1	1	0	0	0	1	0	0	0	0	0	0	0	0	1	4
	<b>Punjab</b>	6	0	2	1	0	0	1	0	1	0	2	0	0	0	0	3	16
	<b>Sindh R</b>	1	0	0	1	0	0	0	0	0	0	0	0	0	1	0	0	3
	<b>Sindh U</b>	0	0	0	0	0	0	0	0	0	0	0	0	0	0	0	0	0
	<b>KP</b>	1	1	1	0	3	0	0	0	1	0	0	0	0	1	0	1	9
	<b>Balochistan</b>	0	0	0	0	0	0	0	0	0	0	0	0	0	0	0	0	0
	<b>AJ&amp;K</b>	1	0	0	0	0	0	0	0	0	0	0	0	0	0	0	0	1
	<b>GB</b>	0	0	0	0	0	0	0	0	0	0	0	0	0	0	0	0	0
	<b>FATA</b>	0	0	0	0	0	0	0	0	0	0	0	0	0	0	0	0	0
<b>Press Information</b>	<b>TOTAL</b>	<b>190</b>	<b>7</b>	<b>38</b>	<b>84</b>	<b>34</b>	<b>2</b>	<b>2</b>	<b>4</b>	<b>80</b>	<b>1</b>	<b>65</b>	<b>0</b>	<b>28</b>	<b>65</b>	<b>45</b>	<b>71</b>	<b>716</b>
<b>Department, Islamabad.</b>	<b>Islamabad</b>	93	2	6	19	8	0	2	2	4	0	5	0	1	5	0	1	148
	<b>Punjab</b>	46	1	18	31	14	0	0	0	49	0	33	0	13	43	25	44	317
	<b>Sindh R</b>	4	1	1	6	7	0	0	0	11	0	6	0	2	1	2	6	47
	<b>Sindh U</b>	13	2	6	12	2	0	0	0	1	0	6	0	3	0	6	6	57
	<b>KP</b>	8	0	3	8	1	1	0	0	9	1	8	0	4	9	6	4	62
	<b>Balochistan</b>	4	0	2	6	1	1	0	2	3	0	4	0	2	3	3	4	35
	<b>AJ&amp;K</b>	19	0	0	1	0	0	0	0	3	0	2	0	1	3	0	2	31
	<b>GB</b>	0	1	2	1	1	0	0	0	0	0	0	0	2	1	1	2	11
	<b>FATA</b>	3	0	0	0	0	0	0	0	0	0	1	0	0	0	2	2	8
<b>Office of the Press</b>	<b>TOTAL</b>	<b>0</b>	<b>0</b>	<b>0</b>	<b>0</b>	<b>0</b>	<b>0</b>	<b>0</b>	<b>0</b>	<b>0</b>	<b>0</b>	<b>0</b>	<b>0</b>	<b>0</b>	<b>0</b>	<b>0</b>	<b>0</b>	<b>0</b>
<b>Registrar, Islamabad.</b>	<b>Islamabad</b>	0	0	0	0	0	0	0	0	0	0	0	0	0	0	0	0	0
	<b>Punjab</b>	0	0	0	0	0	0	0	0	0	0	0	0	0	0	0	0	0
	<b>Sindh R</b>	0	0	0	0	0	0	0	0	0	0	0	0	0	0	0	0	0
	<b>Sindh U</b>	0	0	0	0	0	0	0	0	0	0	0	0	0	0	0	0	0
	<b>KP</b>	0	0	0	0	0	0	0	0	0	0	0	0	0	0	0	0	0
	<b>Balochistan</b>	0	0	0	0	0	0	0	0	0	0	0	0	0	0	0	0	0
	<b>AJ&amp;K</b>	0	0	0	0	0	0	0	0	0	0	0	0	0	0	0	0	0
	<b>GB</b>	0	0	0	0	0	0	0	0	0	0	0	0	0	0	0	0	0
	<b>FATA</b>	0	0	0	0	0	0	0	0	0	0	0	0	0	0	0	0	0

TABLE-30									
DOMICILE WISE ACTUAL STRENGTH OF EMPLOYEES BY BASIC SCALE AND DIVISIONS / ATTACHED DEPARTMENTS /SUBORDINATE OFFICES									
DIVISION/OFFICE	DOMICILE	BASIC SCALE 17 to 22							G.TOTAL BS 1-22
		17	18	19	20	21	22	TOTAL	
<b>Implementation Tribunal</b>	<b>TOTAL</b>	<b>2</b>	<b>0</b>	<b>0</b>	<b>0</b>	<b>0</b>	<b>0</b>	<b>2</b>	<b>21</b>
<b>For Newspaper Employees,</b>	Islamabad	0	0	0	0	0	0	0	5
<b>Islamabad.</b>	Punjab	0	0	0	0	0	0	0	6
	Sindh R	0	0	0	0	0	0	0	0
	Sindh U	0	0	0	0	0	0	0	0
	KP	1	0	0	0	0	0	1	9
	Balochistan	1	0	0	0	0	0	1	1
	AJ&K	0	0	0	0	0	0	0	0
	GB	0	0	0	0	0	0	0	0
	FATA	0	0	0	0	0	0	0	0
<b>Information Service Academy,</b>	<b>TOTAL</b>	<b>9</b>	<b>3</b>	<b>1</b>	<b>1</b>	<b>1</b>	<b>0</b>	<b>15</b>	<b>48</b>
<b>Islamabad.</b>	Islamabad	1	0	0	0	0	0	1	5
	Punjab	8	3	0	0	1	0	12	28
	Sindh R	0	0	0	0	0	0	0	3
	Sindh U	0	0	0	1	0	0	1	1
	KP	0	0	1	0	0	0	1	10
	Balochistan	0	0	0	0	0	0	0	0
	AJ&K	0	0	0	0	0	0	0	1
	GB	0	0	0	0	0	0	0	0
	FATA	0	0	0	0	0	0	0	0
<b>Press Information Department,</b>	<b>TOTAL</b>	<b>0</b>	<b>0</b>	<b>0</b>	<b>0</b>	<b>0</b>	<b>0</b>	<b>0</b>	<b>716</b>
<b>Islamabad.</b>	Islamabad	0	0	0	0	0	0	0	148
	Punjab	0	0	0	0	0	0	0	317
	Sindh R	0	0	0	0	0	0	0	47
	Sindh U	0	0	0	0	0	0	0	57
	KP	0	0	0	0	0	0	0	62
	Balochistan	0	0	0	0	0	0	0	35
	AJ&K	0	0	0	0	0	0	0	31
	GB	0	0	0	0	0	0	0	11
	FATA	0	0	0	0	0	0	0	8
<b>Office of the Press Registrar,</b>	<b>TOTAL</b>	<b>0</b>	<b>0</b>	<b>1</b>	<b>1</b>	<b>0</b>	<b>0</b>	<b>2</b>	<b>2</b>
<b>Islamabad.</b>	Islamabad	0	0	0	0	0	0	0	0
	Punjab	0	0	1	0	0	0	1	1
	Sindh R	0	0	0	1	0	0	1	1
	Sindh U	0	0	0	0	0	0	0	0
	KP	0	0	0	0	0	0	0	0
	Balochistan	0	0	0	0	0	0	0	0
	AJ&K	0	0	0	0	0	0	0	0
	GB	0	0	0	0	0	0	0	0
	FATA	0	0	0	0	0	0	0	0

TABLE-30																			
DOMICILE WISE ACTUAL STRENGTH OF EMPLOYEES BY BASIC SCALE AND DIVISIONS / ATTACHED DEPARTMENTS / SUBORDINATE OFFICES																			
DIVISION/OFFICE	DOMICILE	BASIC SCALE 1 to 16																	
		1	2	3	4	5	6	7	8	9	10	11	12	13	14	15	16	TOTAL	
<b>18. Information Technology and Telecommunications Division</b>	<b>G. TOTAL</b>	<b>28</b>	<b>17</b>	<b>1</b>	<b>12</b>	<b>2</b>	<b>0</b>	<b>1</b>	<b>0</b>	<b>10</b>	<b>0</b>	<b>1</b>	<b>1</b>	<b>0</b>	<b>2</b>	<b>12</b>	<b>25</b>	<b>112</b>	
	<b>TOTAL</b>	<b>28</b>	<b>10</b>	<b>0</b>	<b>12</b>	<b>1</b>	<b>0</b>	<b>0</b>	<b>0</b>	<b>10</b>	<b>0</b>	<b>1</b>	<b>1</b>	<b>0</b>	<b>1</b>	<b>9</b>	<b>22</b>	<b>95</b>	
	<b>Islamabad</b>	0	0	0	0	0	0	0	0	0	0	0	0	0	0	0	0	0	
	<b>Main, Islamabad.</b>	Punjab	20	8	0	7	1	0	0	0	6	0	1	0	0	1	6	13	63
		Sindh R	0	0	0	0	0	0	0	0	0	0	0	0	0	0	1	3	4
		Sindh U	1	0	0	0	0	0	0	0	1	0	0	0	0	0	0	1	3
		KP	6	1	0	1	0	0	0	0	1	0	0	1	0	0	1	4	15
		Balochistan	0	0	0	1	0	0	0	0	2	0	0	0	0	0	0	0	3
		AJ&K	1	1	0	2	0	0	0	0	0	0	0	0	0	0	0	0	4
		GB	0	0	0	0	0	0	0	0	0	0	0	0	0	0	0	1	1
		FATA	0	0	0	1	0	0	0	0	0	0	0	0	0	0	1	0	2
	<b>National Information Technology Board , Islamabad.</b>	<b>TOTAL</b>	<b>0</b>	<b>7</b>	<b>1</b>	<b>0</b>	<b>1</b>	<b>0</b>	<b>1</b>	<b>0</b>	<b>0</b>	<b>0</b>	<b>0</b>	<b>0</b>	<b>0</b>	<b>1</b>	<b>3</b>	<b>3</b>	<b>17</b>
		Islamabad	0	0	0	0	1	0	0	0	0	0	0	0	0	0	0	0	1
		Punjab	0	6	0	0	0	0	0	0	0	0	0	0	0	1	2	3	12
		Sindh R	0	0	0	0	0	0	0	0	0	0	0	0	0	0	0	0	0
		Sindh U	0	0	0	0	0	0	0	0	0	0	0	0	0	0	0	0	0
		KP	0	1	0	0	0	0	1	0	0	0	0	0	0	0	1	0	3
	Balochistan	0	0	0	0	0	0	0	0	0	0	0	0	0	0	0	0	0	
	AJ&K	0	0	0	0	0	0	0	0	0	0	0	0	0	0	0	0	0	
	GB	0	0	1	0	0	0	0	0	0	0	0	0	0	0	0	0	1	
	FATA	0	0	0	0	0	0	0	0	0	0	0	0	0	0	0	0	0	
<b>19. Inter Provincial Coordination Division, Main, Islamabad.</b>	<b>G. TOTAL</b>	<b>12</b>	<b>76</b>	<b>2</b>	<b>27</b>	<b>9</b>	<b>0</b>	<b>5</b>	<b>0</b>	<b>30</b>	<b>0</b>	<b>13</b>	<b>1</b>	<b>0</b>	<b>7</b>	<b>1</b>	<b>68</b>	<b>251</b>	
	<b>TOTAL</b>	<b>0</b>	<b>73</b>	<b>2</b>	<b>19</b>	<b>6</b>	<b>0</b>	<b>1</b>	<b>0</b>	<b>18</b>	<b>0</b>	<b>2</b>	<b>1</b>	<b>0</b>	<b>5</b>	<b>1</b>	<b>51</b>	<b>179</b>	
	<b>Islamabad</b>	0	26	1	3	1	0	0	0	2	0	0	0	0	1	0	6	40	
	<b>Punjab</b>	0	36	1	8	2	0	0	0	10	0	1	1	0	4	0	23	86	
		Sindh R	0	0	0	0	0	0	0	0	0	0	0	0	0	0	2	2	
		Sindh U	0	0	0	2	1	0	0	2	0	0	0	0	0	0	4	9	
		KP	0	9	0	4	2	0	1	3	0	1	0	0	0	1	13	34	
		Balochistan	0	0	0	1	0	0	0	0	0	0	0	0	0	0	3	4	
		AJ&K	0	2	0	1	0	0	0	1	0	0	0	0	0	0	0	0	4
		GB	0	0	0	0	0	0	0	0	0	0	0	0	0	0	0	0	0
		FATA	0	0	0	0	0	0	0	0	0	0	0	0	0	0	0	0	0
	<b>Inter Board Committee of Chairman, Islamabad.</b>	<b>TOTAL</b>	<b>0</b>	<b>3</b>	<b>0</b>	<b>4</b>	<b>3</b>	<b>0</b>	<b>4</b>	<b>0</b>	<b>12</b>	<b>0</b>	<b>11</b>	<b>0</b>	<b>0</b>	<b>0</b>	<b>14</b>	<b>51</b>	
		Islamabad	0	1	0	0	2	0	0	0	0	0	0	0	0	0	0	0	3
		Punjab	0	1	0	1	1	0	2	0	6	0	1	0	0	0	8	20	
		Sindh R	0	0	0	0	0	0	0	0	0	0	0	0	0	0	0	0	0
		Sindh U	0	0	0	0	0	0	0	3	0	1	0	0	0	0	1	5	
		KP	0	0	0	2	0	0	2	0	1	0	6	0	0	0	4	15	
	Balochistan	0	0	0	1	0	0	0	2	0	1	0	0	0	0	1	5		
	AJ&K	0	0	0	0	0	0	0	0	0	1	0	0	0	0	0	0	1	
	GB	0	1	0	0	0	0	0	0	0	1	0	0	0	0	0	0	2	
	FATA	0	0	0	0	0	0	0	0	0	0	0	0	0	0	0	0	0	

**TABLE-30**  
**DOMICILE WISE ACTUAL STRENGTH OF EMPLOYEES BY BASIC SCALE AND DIVISIONS / ATTACHED DEPARTMENTS /SUBORDINATE OFFICES**

DIVISION/OFFICE	DOMICILE	BASIC SCALE 17 to 22							G.TOTAL BS 1-22
		17	18	19	20	21	22	TOTAL	
<b>18. Information Technology</b>	<b>G. TOTAL</b>	<b>14</b>	<b>15</b>	<b>1</b>	<b>3</b>	<b>1</b>	<b>1</b>	<b>35</b>	<b>147</b>
<b>and Telecommunications</b>	<b>TOTAL</b>	<b>10</b>	<b>6</b>	<b>1</b>	<b>2</b>	<b>1</b>	<b>1</b>	<b>21</b>	<b>116</b>
<b>Division</b>	Islamabad	0	0	0	0	0	0	0	0
<b>Main, Islamabad.</b>	Punjab	7	2	0	0	0	1	10	73
	Sindh R	0	2	0	1	0	0	3	7
	Sindh U	1	0	0	0	0	0	1	4
	KP	2	1	0	0	1	0	4	19
	Balochistan	0	1	0	0	0	0	1	4
	AJ&K	0	0	1	0	0	0	1	5
	GB	0	0	0	1	0	0	1	2
	FATA	0	0	0	0	0	0	0	2
<b>National Information Technology</b>	<b>TOTAL</b>	<b>4</b>	<b>9</b>	<b>0</b>	<b>1</b>	<b>0</b>	<b>0</b>	<b>14</b>	<b>31</b>
<b>Board, Islamabad.</b>	Islamabad	0	0	0	0	0	0	0	1
	Punjab	2	3	0	0	0	0	5	17
	Sindh R	1	1	0	1	0	0	3	3
	Sindh U	0	0	0	0	0	0	0	0
	KP	1	3	0	0	0	0	4	7
	Balochistan	0	0	0	0	0	0	0	0
	AJ&K	0	1	0	0	0	0	1	1
	GB	0	0	0	0	0	0	0	1
	FATA	0	1	0	0	0	0	1	1
<b>19. Inter Provincial Coordination</b>	<b>G. TOTAL</b>	<b>32</b>	<b>15</b>	<b>10</b>	<b>3</b>	<b>3</b>	<b>1</b>	<b>64</b>	<b>315</b>
<b>Division</b>	<b>TOTAL</b>	<b>13</b>	<b>8</b>	<b>10</b>	<b>1</b>	<b>3</b>	<b>1</b>	<b>36</b>	<b>215</b>
<b>Main, Islamabad.</b>	Islamabad	1	0	0	0	0	0	1	41
	Punjab	9	5	8	1	1	1	25	111
	Sindh R	0	0	1	0	0	0	1	3
	Sindh U	1	0	0	0	0	0	1	10
	KP	1	2	0	0	1	0	4	38
	Balochistan	1	0	0	0	1	0	2	6
	AJ&K	0	0	1	0	0	0	1	5
	GB	0	0	0	0	0	0	0	0
	FATA	0	1	0	0	0	0	1	1
<b>Inter Board Committee</b>	<b>TOTAL</b>	<b>5</b>	<b>3</b>	<b>0</b>	<b>1</b>	<b>0</b>	<b>0</b>	<b>9</b>	<b>60</b>
<b>of Chairman, Islamabad.</b>	Islamabad	0	0	0	0	0	0	0	3
	Punjab	3	0	0	1	0	0	4	24
	Sindh R	0	0	0	0	0	0	0	0
	Sindh U	0	1	0	0	0	0	1	6
	KP	0	1	0	0	0	0	1	16
	Balochistan	2	1	0	0	0	0	3	8
	AJ&K	0	0	0	0	0	0	0	1
	GB	0	0	0	0	0	0	0	2
	FATA	0	0	0	0	0	0	0	0



TABLE-30																		
DOMICILE WISE ACTUAL STRENGTH OF EMPLOYEES BY BASIC SCALE AND DIVISIONS / ATTACHED DEPARTMENTS / SUBORDINATE OFFICES																		
DIVISION/OFFICE	DOMICILE	BASIC SCALE 1 to 16																
		1	2	3	4	5	6	7	8	9	10	11	12	13	14	15	16	TOTAL
<b>National Internship</b>	<b>TOTAL</b>	<b>12</b>	<b>0</b>	<b>0</b>	<b>4</b>	<b>0</b>	<b>0</b>	<b>0</b>	<b>0</b>	<b>0</b>	<b>0</b>	<b>0</b>	<b>0</b>	<b>0</b>	<b>2</b>	<b>0</b>	<b>3</b>	<b>21</b>
<b>Programme, Islamabad.</b>	Islamabad	3	0	0	2	0	0	0	0	0	0	0	0	0	0	0	0	5
	Punjab	2	0	0	0	0	0	0	0	0	0	0	0	0	0	0	1	3
	Sindh R	2	0	0	1	0	0	0	0	0	0	0	0	0	1	0	1	5
	Sindh U	0	0	0	0	0	0	0	0	0	0	0	0	0	0	0	1	1
	KP	4	0	0	1	0	0	0	0	0	0	0	0	0	0	0	0	5
	Balochistan	1	0	0	0	0	0	0	0	0	0	0	0	0	1	0	0	2
	AJ&K	0	0	0	0	0	0	0	0	0	0	0	0	0	0	0	0	0
	GB	0	0	0	0	0	0	0	0	0	0	0	0	0	0	0	0	0
	FATA	0	0	0	0	0	0	0	0	0	0	0	0	0	0	0	0	0
<b>20. Interior Division</b>	<b>G. TOTAL</b>	<b>3851</b>	<b>7361</b>	<b>1475</b>	<b>2933</b>	<b>100381</b>	<b>51267</b>	<b>25741</b>	<b>10607</b>	<b>11614</b>	<b>278</b>	<b>5736</b>	<b>582</b>	<b>1414</b>	<b>2984</b>	<b>324</b>	<b>1835</b>	<b>228383</b>
<b>Main, Islamabad.</b>	<b>TOTAL</b>	<b>175</b>	<b>13</b>	<b>0</b>	<b>35</b>	<b>1</b>	<b>0</b>	<b>0</b>	<b>0</b>	<b>46</b>	<b>0</b>	<b>61</b>	<b>5</b>	<b>0</b>	<b>34</b>	<b>49</b>	<b>25</b>	<b>444</b>
	Islamabad	0	0	0	3	0	0	0	0	13	0	4	1	0	4	5	1	31
	Punjab	175	13	0	20	1	0	0	0	18	0	35	2	0	14	32	17	327
	Sindh R	0	0	0	0	0	0	0	0	4	0	3	0	0	4	4	4	19
	Sindh U	0	0	0	2	0	0	0	0	1	0	1	1	0	0	2	1	8
	KP	0	0	0	6	0	0	0	0	7	0	14	0	0	7	3	2	39
	Balochistan	0	0	0	0	0	0	0	0	1	0	2	0	0	3	0	0	6
	AJ&K	0	0	0	2	0	0	0	0	0	0	2	1	0	1	1	0	7
	GB	0	0	0	1	0	0	0	0	1	0	0	0	0	1	0	0	3
	FATA	0	0	0	1	0	0	0	0	1	0	0	0	0	0	2	0	4
<b>Directorate General of</b>	<b>TOTAL</b>	<b>19</b>	<b>47</b>	<b>14</b>	<b>8</b>	<b>18</b>	<b>16</b>	<b>12</b>	<b>0</b>	<b>40</b>	<b>6</b>	<b>25</b>	<b>0</b>	<b>0</b>	<b>37</b>	<b>3</b>	<b>31</b>	<b>276</b>
<b>Civil Defence,</b>	Islamabad	4	6	0	1	2	0	0	0	4	0	1	0	0	5	2	5	30
<b>Islamabad, Lahore,</b>	Punjab	10	27	5	2	8	11	7	0	14	3	14	0	0	17	0	14	132
<b>Karachi, Peshawar,</b>	Sindh R	1	3	3	0	0	0	1	0	3	1	0	0	0	6	0	1	19
<b>Quetta, AJ &amp; K,</b>	Sindh U	0	2	3	1	0	0	1	0	7	0	1	0	0	0	1	3	19
<b>Muzaffarabad.</b>	KP	2	6	2	2	5	3	2	0	6	1	5	0	0	5	0	7	46
	Balochistan	1	2	1	1	0	2	1	0	4	1	3	0	0	3	0	0	19
	AJ&K	1	1	0	0	3	0	0	0	2	0	1	0	0	1	0	0	9
	GB	0	0	0	1	0	0	0	0	0	0	0	0	0	0	0	1	2
	FATA	0	0	0	0	0	0	0	0	0	0	0	0	0	0	0	0	0
<b>Directorate General of</b>	<b>TOTAL</b>	<b>143</b>	<b>27</b>	<b>0</b>	<b>123</b>	<b>5</b>	<b>0</b>	<b>0</b>	<b>0</b>	<b>172</b>	<b>31</b>	<b>507</b>	<b>36</b>	<b>0</b>	<b>15</b>	<b>5</b>	<b>63</b>	<b>1127</b>
<b>Immigration and</b>	Islamabad	0	0	0	6	1	0	0	0	0	0	8	4	0	1	0	2	22
<b>Passports, HQ,</b>	Punjab	69	13	0	80	4	0	0	0	82	19	252	15	0	6	1	31	572
<b>Islamabad.</b>	Sindh R	7	0	0	2	0	0	0	0	18	4	55	4	0	3	0	7	100
	Sindh U	35	8	0	6	0	0	0	0	30	1	55	1	0	0	3	3	142
	KP	21	3	0	20	0	0	0	0	27	4	83	10	0	2	1	14	185
	Balochistan	5	1	0	3	0	0	0	0	8	1	21	1	0	2	0	2	44
	AJ&K	6	2	0	4	0	0	0	0	4	1	9	0	0	1	0	3	30
	GB	0	0	0	1	0	0	0	0	2	0	5	1	0	0	0	0	9
	FATA	0	0	0	1	0	0	0	0	1	1	19	0	0	0	0	1	23

TABLE-30									
DOMICILE WISE ACTUAL STRENGTH OF EMPLOYEES BY BASIC SCALE AND DIVISIONS / ATTACHED DEPARTMENTS / SUBORDINATE OFFICES									
DIVISION/OFFICE	DOMICILE	BASIC SCALE 17 to 22							G.TOTAL BS 1-22
		17	18	19	20	21	22	TOTAL	
<b>National Internship Programme,</b>	<b>TOTAL</b>	<b>14</b>	<b>4</b>	<b>0</b>	<b>1</b>	<b>0</b>	<b>0</b>	<b>19</b>	<b>40</b>
<b>Islamabad.</b>	Islamabad	0	0	0	0	0	0	0	5
	Punjab	4	1	0	0	0	0	5	8
	Sindh R	3	1	0	0	0	0	4	9
	Sindh U	2	0	0	0	0	0	2	3
	KP	4	1	0	1	0	0	6	11
	Balochistan	1	1	0	0	0	0	2	4
	AJ&K	0	0	0	0	0	0	0	0
	GB	0	0	0	0	0	0	0	0
	FATA	0	0	0	0	0	0	0	0
<b>20. Interior Division</b>	<b>G. TOTAL</b>	<b>1506</b>	<b>548</b>	<b>327</b>	<b>37</b>	<b>11</b>	<b>5</b>	<b>2434</b>	<b>230817</b>
<b>Main, Islamabad.</b>	<b>TOTAL</b>	<b>44</b>	<b>9</b>	<b>10</b>	<b>6</b>	<b>4</b>	<b>2</b>	<b>75</b>	<b>519</b>
	Islamabad	0	0	0	0	0	0	0	31
	Punjab	25	4	6	3	3	2	43	370
	Sindh R	4	0	0	0	0	0	4	23
	Sindh U	0	0	0	1	0	0	1	9
	KP	10	5	1	1	1	0	18	57
	Balochistan	4	0	0	0	0	0	4	10
	AJ&K	1	0	1	0	0	0	2	9
	GB	0	0	0	0	0	0	0	3
	FATA	0	0	2	1	0	0	3	7
<b>Directorate General of</b>	<b>TOTAL</b>	<b>9</b>	<b>0</b>	<b>2</b>	<b>0</b>	<b>0</b>	<b>0</b>	<b>11</b>	<b>287</b>
<b>Civil Defence, Islamabad, Lahore,</b>	Islamabad	0	0	0	0	0	0	0	30
<b>Karachi, Peshawar, Quetta, AJ &amp; K,</b>	Punjab	3	0	0	0	0	0	3	135
<b>Muzaffarabad.</b>	Sindh R	0	0	1	0	0	0	1	20
	Sindh U	1	0	0	0	0	0	1	20
	KP	3	0	1	0	0	0	4	50
	Balochistan	1	0	0	0	0	0	1	20
	AJ&K	0	0	0	0	0	0	0	9
	GB	1	0	0	0	0	0	1	3
	FATA	0	0	0	0	0	0	0	0
<b>Directorate General of Immigration</b>	<b>TOTAL</b>	<b>227</b>	<b>22</b>	<b>8</b>	<b>1</b>	<b>0</b>	<b>0</b>	<b>258</b>	<b>1385</b>
<b>and Passports, HQ, Islamabad.</b>	Islamabad	5	1	0	0	0	0	6	28
	Punjab	119	13	5	1	0	0	138	710
	Sindh R	16	1	1	0	0	0	18	118
	Sindh U	13	2	0	0	0	0	15	157
	KP	40	5	1	0	0	0	46	231
	Balochistan	13	0	1	0	0	0	14	58
	AJ&K	6	0	0	0	0	0	6	36
	GB	6	0	0	0	0	0	6	15
	FATA	9	0	0	0	0	0	9	32

TABLE-30																		
DOMICILE WISE ACTUAL STRENGTH OF EMPLOYEES BY BASIC SCALE AND DIVISIONS / ATTACHED DEPARTMENTS / SUBORDINATE OFFICES																		
DIVISION/OFFICE	DOMICILE	BASIC SCALE 1 to 16																
		1	2	3	4	5	6	7	8	9	10	11	12	13	14	15	16	TOTAL
<b>Federal Investigation</b>	<b>TOTAL</b>	<b>0</b>	<b>233</b>	<b>13</b>	<b>45</b>	<b>706</b>	<b>0</b>	<b>291</b>	<b>0</b>	<b>495</b>	<b>0</b>	<b>106</b>	<b>26</b>	<b>0</b>	<b>300</b>	<b>0</b>	<b>368</b>	<b>2583</b>
<b>Agency, HQ. Islamabad.</b>	Islamabad	0	31	1	0	207	0	28	0	27	0	1	0	0	10	0	5	310
	Punjab	0	113	6	20	232	0	106	0	242	0	57	16	0	163	0	201	1156
	Sindh R	0	26	3	1	64	0	36	0	81	0	4	3	0	43	0	37	298
	Sindh U	0	16	1	2	63	0	40	0	13	0	14	0	0	24	0	37	210
	KP	0	24	0	15	48	0	31	0	72	0	17	5	0	28	0	47	287
	Balochistan	0	15	1	7	86	0	34	0	36	0	6	2	0	20	0	23	230
	AJ&K	0	2	1	0	0	0	1	0	13	0	2	0	0	2	0	7	28
	GB	0	4	0	0	5	0	14	0	8	0	2	0	0	5	0	6	44
	FATA	0	2	0	0	1	0	1	0	3	0	3	0	0	5	0	5	20
<b>Islamabad Capital</b>	<b>TOTAL</b>	<b>169</b>	<b>101</b>	<b>8</b>	<b>33</b>	<b>6848</b>	<b>37</b>	<b>1473</b>	<b>28</b>	<b>1090</b>	<b>0</b>	<b>28</b>	<b>90</b>	<b>0</b>	<b>550</b>	<b>20</b>	<b>188</b>	<b>10663</b>
<b>Territory Administration,</b>	Islamabad	58	39	1	13	640	2	83	2	45	0	7	22	0	13	4	4	933
<b>Islamabad.</b>	Punjab	90	55	7	11	4206	21	955	14	809	0	15	30	0	443	9	155	6820
	Sindh R	0	0	0	1	122	2	20	1	20	0	2	5	0	8	3	5	189
	Sindh U	0	0	0	0	152	1	14	1	16	0	1	4	0	3	1	1	194
	KP	16	4	0	4	1405	10	358	7	141	0	3	14	0	71	2	19	2054
	Balochistan	1	0	0	2	60	1	6	1	23	0	0	4	0	1	0	2	101
	AJ&K	3	1	0	2	141	0	24	0	24	0	0	8	0	9	1	1	214
	GB	1	2	0	0	17	0	2	0	8	0	0	2	0	1	0	1	34
	FATA	0	0	0	0	105	0	11	2	4	0	0	1	0	1	0	0	124
<b>National Academy for</b>	<b>TOTAL</b>	<b>12</b>	<b>1</b>	<b>0</b>	<b>1</b>	<b>10</b>	<b>0</b>	<b>5</b>	<b>0</b>	<b>2</b>	<b>0</b>	<b>3</b>	<b>2</b>	<b>0</b>	<b>2</b>	<b>0</b>	<b>3</b>	<b>41</b>
<b>Prisons Administration,</b>	Islamabad	0	0	0	0	0	0	0	0	0	0	0	0	0	0	0	0	0
<b>Lahore.</b>	Punjab	11	1	0	1	8	0	3	0	2	0	3	2	0	2	0	3	36
	Sindh R	0	0	0	0	0	0	0	0	0	0	0	0	0	0	0	0	0
	Sindh U	0	0	0	0	1	0	0	0	0	0	0	0	0	0	0	0	1
	KP	1	0	0	0	1	0	2	0	0	0	0	0	0	0	0	0	4
	Balochistan	0	0	0	0	0	0	0	0	0	0	0	0	0	0	0	0	0
	AJ&K	0	0	0	0	0	0	0	0	0	0	0	0	0	0	0	0	0
	GB	0	0	0	0	0	0	0	0	0	0	0	0	0	0	0	0	0
	FATA	0	0	0	0	0	0	0	0	0	0	0	0	0	0	0	0	0
<b>Gilgit Baltistan Scouts</b>	<b>TOTAL</b>	<b>0</b>	<b>97</b>	<b>4</b>	<b>42</b>	<b>1769</b>	<b>373</b>	<b>225</b>	<b>14</b>	<b>295</b>	<b>1</b>	<b>99</b>	<b>3</b>	<b>0</b>	<b>43</b>	<b>3</b>	<b>10</b>	<b>2978</b>
<b>HQ, Gilgit.</b>	Islamabad	0	0	0	0	0	0	0	0	0	0	0	0	0	0	0	0	0
	Punjab	0	14	0	0	0	0	2	0	82	0	42	0	0	14	0	0	154
	Sindh R	0	0	0	0	0	0	0	0	6	0	8	0	0	0	0	0	14
	Sindh U	0	0	0	0	0	0	0	0	7	0	0	0	0	0	2	0	9
	KP	0	0	0	0	0	0	0	0	14	0	4	0	0	3	0	0	21
	Balochistan	0	0	0	0	0	0	0	0	3	0	2	0	0	0	0	0	5
	AJ&K	0	0	0	0	0	0	0	0	4	0	0	0	0	0	0	0	4
	GB	0	83	4	42	1769	373	223	14	179	1	43	3	0	26	1	10	2771
	FATA	0	0	0	0	0	0	0	0	0	0	0	0	0	0	0	0	0

TABLE-30									
DOMICILE WISE ACTUAL STRENGTH OF EMPLOYEES BY BASIC SCALE AND DIVISIONS / ATTACHED DEPARTMENTS /SUBORDINATE OFFICES									
DIVISION/OFFICE	DOMICILE	BASIC SCALE 17 to 22							G.TOTAL BS 1-22
		17	18	19	20	21	22	TOTAL	
<b>Federal Investigation Agency, HQ.</b>	<b>TOTAL</b>	<b>200</b>	<b>53</b>	<b>21</b>	<b>12</b>	<b>3</b>	<b>1</b>	<b>290</b>	<b>2873</b>
<b>Islamabad.</b>	Islamabad	1	0	0	0	0	0	1	311
	Punjab	121	37	10	7	2	0	177	1333
	Sindh R	18	1	4	1	0	0	24	322
	Sindh U	21	6	4	1	1	1	34	244
	KP	24	7	2	2	0	0	35	322
	Balochistan	10	0	1	1	0	0	12	242
	AJ&K	1	1	0	0	0	0	2	30
	GB	3	1	0	0	0	0	4	48
	FATA	1	0	0	0	0	0	1	21
<b>Islamabad Capital Territory</b>	<b>TOTAL</b>	<b>110</b>	<b>32</b>	<b>8</b>	<b>3</b>	<b>1</b>	<b>1</b>	<b>155</b>	<b>10818</b>
<b>Administration, Islamabad.</b>	Islamabad	6	1	0	0	0	0	7	940
	Punjab	78	23	5	1	1	0	108	6928
	Sindh R	4	2	1	0	0	0	7	196
	Sindh U	3	1	0	1	0	0	5	199
	KP	12	4	1	1	0	0	18	2072
	Balochistan	4	1	0	0	0	0	5	106
	AJ&K	1	0	1	0	0	0	2	216
	GB	1	0	0	0	0	1	2	36
	FATA	1	0	0	0	0	0	1	125
<b>National Academy for Prisons</b>	<b>TOTAL</b>	<b>4</b>	<b>1</b>	<b>0</b>	<b>1</b>	<b>0</b>	<b>0</b>	<b>6</b>	<b>47</b>
<b>Administration, Lahore.</b>	Islamabad	0	0	0	0	0	0	0	0
	Punjab	2	1	0	1	0	0	4	40
	Sindh R	1	0	0	0	0	0	1	1
	Sindh U	0	0	0	0	0	0	0	1
	KP	0	0	0	0	0	0	0	4
	Balochistan	1	0	0	0	0	0	1	1
	AJ&K	0	0	0	0	0	0	0	0
	GB	0	0	0	0	0	0	0	0
	FATA	0	0	0	0	0	0	0	0
<b>Gilgit Baltistan Scouts HQ, Gilgit.</b>	<b>TOTAL</b>	<b>8</b>	<b>15</b>	<b>9</b>	<b>1</b>	<b>0</b>	<b>0</b>	<b>33</b>	<b>3011</b>
	Islamabad	0	1	0	0	0	0	1	1
	Punjab	5	7	5	1	0	0	18	172
	Sindh R	0	0	0	0	0	0	0	14
	Sindh U	0	0	0	0	0	0	0	9
	KP	0	7	3	0	0	0	10	31
	Balochistan	0	0	0	0	0	0	0	5
	AJ&K	1	0	0	0	0	0	1	5
	GB	2	0	1	0	0	0	3	2774
	FATA	0	0	0	0	0	0	0	0

**TABLE-30**  
**DOMICILE WISE ACTUAL STRENGTH OF EMPLOYEES BY BASIC SCALE AND DIVISIONS / ATTACHED DEPARTMENTS / SUBORDINATE OFFICES**

DIVISION/OFFICE	DOMICILE	BASIC SCALE 1 to 16																	
		1	2	3	4	5	6	7	8	9	10	11	12	13	14	15	16	TOTAL	
<b>HQ Frontier Constabulary</b>	<b>TOTAL</b>	<b>231</b>	<b>685</b>	<b>949</b>	<b>0</b>	<b>0</b>	<b>19066</b>	<b>2207</b>	<b>1462</b>	<b>1163</b>	<b>23</b>	<b>658</b>	<b>176</b>	<b>27</b>	<b>1</b>	<b>0</b>	<b>17</b>	<b>26665</b>	
<b>KP, Peshawar.</b>	Islamabad	0	6	0	0	0	0	0	0	0	0	0	0	0	0	0	0	0	<b>6</b>
	Punjab	4	3	0	0	0	218	28	14	11	0	7	0	0	0	0	0	0	<b>285</b>
	Sindh R	26	0	0	0	0	0	0	0	0	0	0	0	0	0	0	0	0	<b>26</b>
	Sindh U	0	0	0	0	0	0	0	0	0	0	0	0	0	0	0	0	0	<b>0</b>
	KP	198	584	939	0	0	12109	1318	1187	756	15	421	130	24	1	0	14	14	<b>17696</b>
	Balochistan	0	1	0	0	0	0	0	0	0	0	0	0	0	0	0	0	0	<b>1</b>
	AJ&K	0	0	0	0	0	0	0	0	0	0	0	0	0	0	0	0	0	<b>0</b>
	GB	0	0	10	0	0	1	0	0	0	0	0	0	0	0	0	0	0	<b>11</b>
	FATA	3	91	0	0	0	6738	861	261	396	8	230	46	3	0	0	3	3	<b>8640</b>
<b>HQ Frontier Corps (North)</b>	<b>TOTAL</b>	<b>2017</b>	<b>10</b>	<b>0</b>	<b>12</b>	<b>20274</b>	<b>5913</b>	<b>4581</b>	<b>1973</b>	<b>1342</b>	<b>45</b>	<b>942</b>	<b>0</b>	<b>0</b>	<b>581</b>	<b>35</b>	<b>111</b>	<b>37836</b>	
<b>Balochistan, (Quetta)</b>	Islamabad	103	0	0	0	2	2	0	0	0	0	0	0	0	0	0	0	0	<b>107</b>
	Punjab	884	5	0	3	6649	1975	1519	742	518	16	380	0	0	235	7	51	51	<b>12984</b>
	Sindh R	8	0	0	0	275	18	2	0	8	0	0	0	0	0	0	0	0	<b>311</b>
	Sindh U	2	0	0	0	51	7	3	3	4	0	1	0	0	0	0	0	0	<b>71</b>
	KP	560	4	0	6	10266	2876	2316	917	721	27	455	0	0	279	26	43	43	<b>18496</b>
	Balochistan	441	1	0	3	2800	940	670	286	78	2	90	0	0	48	2	15	15	<b>5376</b>
	AJ&K	11	0	0	0	123	12	21	4	4	0	7	0	0	1	0	0	0	<b>183</b>
	GB	3	0	0	0	23	3	2	1	0	0	0	0	0	0	0	0	0	<b>32</b>
	FATA	5	0	0	0	85	80	48	20	9	0	9	0	0	18	0	2	2	<b>276</b>
<b>HQ Frontier Corps (South)</b>	<b>TOTAL</b>	<b>111</b>	<b>0</b>	<b>2</b>	<b>959</b>	<b>12601</b>	<b>3944</b>	<b>2956</b>	<b>1490</b>	<b>695</b>	<b>42</b>	<b>622</b>	<b>3</b>	<b>156</b>	<b>232</b>	<b>31</b>	<b>43</b>	<b>23887</b>	
<b>Balochistan, Turbat.</b>	Islamabad	0	0	0	88	591	175	143	55	48	1	58	0	0	20	11	14	14	<b>1204</b>
	Punjab	52	0	0	416	3566	1241	891	499	178	14	194	0	64	75	5	10	10	<b>7205</b>
	Sindh R	5	0	0	10	90	5	6	0	2	0	1	0	0	0	1	0	0	<b>120</b>
	Sindh U	0	0	0	0	16	0	0	0	0	0	1	0	0	0	0	0	0	<b>17</b>
	KP	32	0	0	282	6207	1913	1506	743	397	25	291	3	80	105	13	17	17	<b>11614</b>
	Balochistan	18	0	2	149	1978	572	383	178	58	2	65	0	8	23	0	2	2	<b>3438</b>
	AJ&K	3	0	0	7	75	3	4	1	4	0	4	0	1	0	0	0	0	<b>102</b>
	GB	1	0	0	2	18	6	5	1	0	0	0	0	3	2	1	0	0	<b>39</b>
	FATA	0	0	0	5	60	29	18	13	8	0	8	0	0	7	0	0	0	<b>148</b>
<b>HQ Pakistan Rangers</b>	<b>TOTAL</b>	<b>480</b>	<b>727</b>	<b>0</b>	<b>0</b>	<b>11884</b>	<b>3354</b>	<b>2782</b>	<b>1139</b>	<b>557</b>	<b>0</b>	<b>164</b>	<b>0</b>	<b>521</b>	<b>198</b>	<b>35</b>	<b>433</b>	<b>22274</b>	
<b>Punjab, Lahore.</b>	Islamabad	0	0	0	0	31	0	1	0	0	0	0	0	1	0	0	0	0	<b>33</b>
	Punjab	464	694	0	0	9288	2853	2412	1047	496	0	149	0	462	184	33	389	389	<b>18471</b>
	Sindh R	1	2	0	0	563	15	13	8	2	0	3	0	7	0	0	3	3	<b>617</b>
	Sindh U	1	0	0	0	90	2	4	1	1	0	0	0	2	1	0	1	1	<b>103</b>
	KP	8	26	0	0	1387	454	316	73	52	0	11	0	40	11	2	29	29	<b>2409</b>
	Balochistan	0	0	0	0	95	0	0	0	0	0	0	0	2	1	0	1	1	<b>99</b>
	AJ&K	2	3	0	0	215	22	35	6	6	0	1	0	3	1	0	7	7	<b>301</b>
	GB	3	1	0	0	166	3	0	3	0	0	0	0	4	0	0	2	2	<b>182</b>
	FATA	1	1	0	0	49	5	1	1	0	0	0	0	0	0	0	1	1	<b>59</b>

**TABLE-30**  
**DOMICILE WISE ACTUAL STRENGTH OF EMPLOYEES BY BASIC SCALE AND DIVISIONS / ATTACHED DEPARTMENTS /SUBORDINATE OFFICES**

DIVISION/OFFICE	DOMICILE	BASIC SCALE 17 to 22							G.TOTAL BS 1-22
		17	18	19	20	21	22	TOTAL	
<b>HQ Frontier Constabulary KP,</b>	<b>TOTAL</b>	<b>46</b>	<b>2</b>	<b>5</b>	<b>1</b>	<b>0</b>	<b>1</b>	<b>55</b>	<b>26720</b>
<b>Peshawar.</b>	Islamabad	0	0	0	0	0	0	0	6
	Punjab	12	0	1	1	0	0	14	299
	Sindh R	0	0	0	0	0	0	0	26
	Sindh U	6	0	0	0	0	0	6	6
	KP	15	2	3	0	0	1	21	17717
	Balochistan	7	0	0	0	0	0	7	8
	AJ&K	0	0	0	0	0	0	0	0
	GB	0	0	1	0	0	0	1	12
	FATA	6	0	0	0	0	0	6	8646
<b>HQ Frontier Corps (North)</b>	<b>TOTAL</b>	<b>99</b>	<b>112</b>	<b>78</b>	<b>4</b>	<b>1</b>	<b>0</b>	<b>294</b>	<b>38130</b>
<b>Balochistan, Quetta.</b>	Islamabad	4	3	5	0	0	0	12	119
	Punjab	42	69	49	4	1	0	165	13149
	Sindh R	3	1	4	0	0	0	8	319
	Sindh U	2	4	4	0	0	0	10	81
	KP	20	22	12	0	0	0	54	18550
	Balochistan	28	8	1	0	0	0	37	5413
	AJ&K	0	3	3	0	0	0	6	189
	GB	0	1	0	0	0	0	1	33
	FATA	0	1	0	0	0	0	1	277
<b>HQ Frontier Corps (South)</b>	<b>TOTAL</b>	<b>39</b>	<b>44</b>	<b>39</b>	<b>2</b>	<b>0</b>	<b>0</b>	<b>124</b>	<b>24011</b>
<b>Balochistan, Turbat.</b>	Islamabad	3	4	7	2	0	0	16	1220
	Punjab	22	21	23	0	0	0	66	7271
	Sindh R	1	0	2	0	0	0	3	123
	Sindh U	1	1	1	0	0	0	3	20
	KP	9	7	5	0	0	0	21	11635
	Balochistan	2	6	0	0	0	0	8	3446
	AJ&K	0	1	1	0	0	0	2	104
	GB	1	4	0	0	0	0	5	44
	FATA	0	0	0	0	0	0	0	148
<b>HQ Pakistan Rangers Punjab,</b>	<b>TOTAL</b>	<b>263</b>	<b>39</b>	<b>3</b>	<b>0</b>	<b>0</b>	<b>0</b>	<b>305</b>	<b>22579</b>
<b>Lahore.</b>	Islamabad	1	0	0	0	0	0	1	34
	Punjab	222	32	2	0	0	0	256	18727
	Sindh R	5	2	0	0	0	0	7	624
	Sindh U	5	0	0	0	0	0	5	108
	KP	27	4	1	0	0	0	32	2441
	Balochistan	1	0	0	0	0	0	1	100
	AJ&K	1	1	0	0	0	0	2	303
	GB	0	0	0	0	0	0	0	182
	FATA	1	0	0	0	0	0	1	60

TABLE-30																		
DOMICILE WISE ACTUAL STRENGTH OF EMPLOYEES BY BASIC SCALE AND DIVISIONS / ATTACHED DEPARTMENTS / SUBORDINATE OFFICES																		
DIVISION/OFFICE	DOMICILE	BASIC SCALE 1 to 16																
		1	2	3	4	5	6	7	8	9	10	11	12	13	14	15	16	TOTAL
<b>HQ Pakistan Rangers</b>	<b>TOTAL</b>	<b>0</b>	<b>1382</b>	<b>0</b>	<b>0</b>	<b>12679</b>	<b>4072</b>	<b>2891</b>	<b>1446</b>	<b>465</b>	<b>0</b>	<b>380</b>	<b>0</b>	<b>610</b>	<b>264</b>	<b>23</b>	<b>454</b>	<b>24666</b>
<b>Sindh, Karachi.</b>	Islamabad	0	0	0	0	0	0	2	0	0	0	0	0	0	0	0	0	2
	Punjab	0	792	0	0	4912	1886	2101	969	339	0	120	0	373	207	21	290	12010
	Sindh R	0	169	0	0	3028	577	370	281	67	0	136	0	81	23	0	61	4793
	Sindh U	0	346	0	0	1600	383	117	73	22	0	28	0	38	4	1	40	2652
	KP	0	63	0	0	1862	933	231	83	29	0	72	0	82	28	1	45	3429
	Balochistan	0	1	0	0	430	141	6	6	0	0	6	0	13	0	0	5	608
	AJ&K	0	8	0	0	354	61	22	15	6	0	6	0	10	0	0	2	484
	GB	0	1	0	0	329	74	28	14	2	0	8	0	11	2	0	7	476
	FATA	0	2	0	0	164	17	14	5	0	0	4	0	2	0	0	4	212
<b>Pakistan Coast Guards,</b>	<b>TOTAL</b>	<b>0</b>	<b>0</b>	<b>0</b>	<b>189</b>	<b>2149</b>	<b>522</b>	<b>534</b>	<b>165</b>	<b>207</b>	<b>0</b>	<b>121</b>	<b>0</b>	<b>0</b>	<b>61</b>	<b>1</b>	<b>18</b>	<b>3967</b>
<b>Karachi.</b>	Islamabad	0	0	0	0	0	0	0	0	0	0	0	0	0	0	0	0	0
	Punjab	0	0	0	88	899	214	240	85	115	0	75	0	0	39	1	9	1765
	Sindh R	0	0	0	7	314	103	109	16	29	0	10	0	0	4	0	3	595
	Sindh U	0	0	0	85	267	57	43	16	19	0	11	0	0	7	0	2	507
	KP	0	0	0	6	381	117	96	38	32	0	20	0	0	8	0	2	700
	Balochistan	0	0	0	1	171	25	38	9	4	0	1	0	0	0	0	0	249
	AJ&K	0	0	0	0	40	2	4	0	5	0	2	0	0	2	0	1	56
	GB	0	0	0	0	26	0	0	0	0	0	0	0	0	1	0	0	27
	FATA	0	0	0	2	51	4	4	1	3	0	2	0	0	0	0	1	68
<b>HQ Frontier Corps KP (North),</b>	<b>TOTAL</b>	<b>494</b>	<b>2232</b>	<b>485</b>	<b>410</b>	<b>16383</b>	<b>7579</b>	<b>3739</b>	<b>2890</b>	<b>1770</b>	<b>130</b>	<b>1005</b>	<b>241</b>	<b>100</b>	<b>143</b>	<b>27</b>	<b>34</b>	<b>37662</b>
<b>Peshawar.</b>	Islamabad	0	0	0	0	0	0	0	0	0	0	0	0	0	0	0	0	0
	Punjab	140	437	95	56	70	53	45	22	12	1	10	0	0	1	1	0	943
	Sindh R	0	0	1	0	0	0	0	0	0	0	0	0	0	0	0	0	1
	Sindh U	0	0	0	0	0	0	0	0	0	0	0	0	0	0	0	0	0
	KP	300	1604	370	321	11700	5918	2737	2202	1496	112	806	173	62	116	23	31	27971
	Balochistan	0	0	0	0	0	0	0	0	0	0	0	0	0	0	0	0	0
	AJ&K	0	0	0	0	1	0	0	0	0	0	0	0	0	0	0	0	1
	GB	0	0	0	0	0	0	0	0	0	0	0	0	0	0	0	0	0
	FATA	54	191	19	33	4612	1608	957	666	262	17	189	68	38	26	3	3	8746
<b>HQ Frontier Corps KP (South),</b>	<b>TOTAL</b>	<b>0</b>	<b>1806</b>	<b>0</b>	<b>1076</b>	<b>15054</b>	<b>6391</b>	<b>4045</b>	<b>0</b>	<b>3275</b>	<b>0</b>	<b>1015</b>	<b>0</b>	<b>0</b>	<b>523</b>	<b>92</b>	<b>37</b>	<b>33314</b>
<b>Dera Ismail Khan.</b>	Islamabad	0	0	0	0	0	0	0	0	0	0	0	0	0	0	0	0	0
	Punjab	0	547	0	291	208	257	342	0	20	0	15	0	0	5	0	0	1685
	Sindh R	0	0	0	0	0	1	0	0	0	0	0	0	0	0	0	0	1
	Sindh U	0	0	0	0	0	0	0	0	0	0	0	0	0	0	0	0	0
	KP	0	1006	0	613	10114	3711	2230	0	2065	0	675	0	0	265	55	30	20764
	Balochistan	0	0	0	0	0	0	0	0	0	0	0	0	0	0	0	0	0
	AJ&K	0	0	0	0	0	0	0	0	0	0	0	0	0	0	0	0	0
	GB	0	0	0	0	0	0	0	0	0	0	0	0	0	0	0	0	0
	FATA	0	253	0	172	4732	2422	1473	0	1190	0	325	0	0	253	37	7	10864

TABLE-30									
DOMICILE WISE ACTUAL STRENGTH OF EMPLOYEES BY BASIC SCALE AND DIVISIONS / ATTACHED DEPARTMENTS / SUBORDINATE OFFICES									
DIVISION/OFFICE	DOMICILE	BASIC SCALE 17 to 22							G.TOTAL BS 1-22
		17	18	19	20	21	22	TOTAL	
<b>HQ Pakistan Rangers Sindh,</b>	<b>TOTAL</b>	<b>351</b>	<b>97</b>	<b>60</b>	<b>4</b>	<b>1</b>	<b>0</b>	<b>513</b>	<b>25179</b>
<b>Karachi.</b>	Islamabad	0	3	4	1	0	0	8	10
	Punjab	195	44	40	3	1	0	283	12293
	Sindh R	57	4	0	0	0	0	61	4854
	Sindh U	48	19	9	0	0	0	76	2728
	KP	35	15	5	0	0	0	55	3484
	Balochistan	4	6	0	0	0	0	10	618
	AJ&K	4	2	1	0	0	0	7	491
	GB	5	3	1	0	0	0	9	485
	FATA	3	1	0	0	0	0	4	216
<b>Pakistan Coast Guards, Karachi.</b>	<b>TOTAL</b>	<b>0</b>	<b>0</b>	<b>0</b>	<b>0</b>	<b>0</b>	<b>0</b>	<b>0</b>	<b>3967</b>
	Islamabad	0	0	0	0	0	0	0	0
	Punjab	0	0	0	0	0	0	0	1765
	Sindh R	0	0	0	0	0	0	0	595
	Sindh U	0	0	0	0	0	0	0	507
	KP	0	0	0	0	0	0	0	700
	Balochistan	0	0	0	0	0	0	0	249
	AJ&K	0	0	0	0	0	0	0	56
	GB	0	0	0	0	0	0	0	27
	FATA	0	0	0	0	0	0	0	68
<b>HQ Frontier Corps KP (North),</b>	<b>TOTAL</b>	<b>95</b>	<b>121</b>	<b>84</b>	<b>2</b>	<b>1</b>	<b>0</b>	<b>303</b>	<b>37965</b>
<b>Peshawar.</b>	Islamabad	0	6	2	0	0	0	8	8
	Punjab	49	69	54	1	1	0	174	1117
	Sindh R	3	9	0	0	0	0	12	13
	Sindh U	0	1	0	0	0	0	1	1
	KP	37	27	26	1	0	0	91	28062
	Balochistan	1	2	1	0	0	0	4	4
	AJ&K	4	1	1	0	0	0	6	7
	GB	1	5	0	0	0	0	6	6
	FATA	0	1	0	0	0	0	1	8747
<b>HQ Frontier Corps KP (South),</b>	<b>TOTAL</b>	<b>11</b>	<b>1</b>	<b>0</b>	<b>0</b>	<b>0</b>	<b>0</b>	<b>12</b>	<b>33326</b>
<b>Dera Ismail Khan.</b>	Islamabad	0	0	0	0	0	0	0	0
	Punjab	1	1	0	0	0	0	2	1687
	Sindh R	0	0	0	0	0	0	0	1
	Sindh U	0	0	0	0	0	0	0	0
	KP	10	0	0	0	0	0	10	20774
	Balochistan	0	0	0	0	0	0	0	0
	AJ&K	0	0	0	0	0	0	0	0
	GB	0	0	0	0	0	0	0	0
	FATA	0	0	0	0	0	0	0	10864



TABLE-30																		
DOMICILE WISE ACTUAL STRENGTH OF EMPLOYEES BY BASIC SCALE AND DIVISIONS / ATTACHED DEPARTMENTS / SUBORDINATE OFFICES																		
DIVISION/OFFICE	DOMICILE	BASIC SCALE 1 to 16																
		1	2	3	4	5	6	7	8	9	10	11	12	13	14	15	16	TOTAL
<b>21. Kashmir Affairs &amp;</b>	<b>G. TOTAL</b>	<b>32</b>	<b>19</b>	<b>4</b>	<b>10</b>	<b>11</b>	<b>2</b>	<b>1</b>	<b>0</b>	<b>15</b>	<b>8</b>	<b>12</b>	<b>4</b>	<b>0</b>	<b>7</b>	<b>5</b>	<b>28</b>	<b>158</b>
<b>Gilgit Baltistan Division</b>	<b>TOTAL</b>	<b>5</b>	<b>15</b>	<b>3</b>	<b>6</b>	<b>0</b>	<b>1</b>	<b>1</b>	<b>0</b>	<b>11</b>	<b>0</b>	<b>5</b>	<b>0</b>	<b>0</b>	<b>5</b>	<b>2</b>	<b>23</b>	<b>77</b>
<b>Main, Islamabad.</b>	Islamabad	3	2	0	0	0	0	0	0	2	0	1	0	0	0	1	0	<b>9</b>
	Punjab	2	9	1	2	0	0	1	0	5	0	1	0	0	1	1	10	<b>33</b>
	Sindh R	0	0	0	1	0	0	0	0	1	0	0	0	0	1	0	1	<b>4</b>
	Sindh U	0	0	0	0	0	0	0	0	0	0	0	0	0	0	0	4	<b>4</b>
	KP	0	3	0	3	0	1	0	0	2	0	2	0	0	2	0	6	<b>19</b>
	Balochistan	0	0	0	0	0	0	0	0	0	0	1	0	0	1	0	1	<b>3</b>
	AJ&K	0	1	2	0	0	0	0	0	1	0	0	0	0	0	0	1	<b>5</b>
	GB	0	0	0	0	0	0	0	0	0	0	0	0	0	0	0	0	<b>0</b>
	FATA	0	0	0	0	0	0	0	0	0	0	0	0	0	0	0	0	<b>0</b>
<b>Directorate of Health</b>	<b>TOTAL</b>	<b>2</b>	<b>2</b>	<b>0</b>	<b>0</b>	<b>0</b>	<b>1</b>	<b>0</b>	<b>0</b>	<b>0</b>	<b>0</b>	<b>1</b>	<b>0</b>	<b>0</b>	<b>0</b>	<b>0</b>	<b>1</b>	<b>7</b>
<b>Services AK, Rawalpindi.</b>	Islamabad	0	0	0	0	0	0	0	0	0	0	0	0	0	0	0	0	<b>0</b>
	Punjab	1	1	0	0	0	0	0	0	0	0	1	0	0	0	0	0	<b>3</b>
	Sindh R	0	0	0	0	0	0	0	0	0	0	0	0	0	0	0	0	<b>0</b>
	Sindh U	0	0	0	0	0	0	0	0	0	0	0	0	0	0	0	0	<b>0</b>
	KP	1	0	0	0	0	1	0	0	0	0	0	0	0	0	0	0	<b>2</b>
	Balochistan	0	0	0	0	0	0	0	0	0	0	0	0	0	0	0	0	<b>0</b>
	AJ&K	0	1	0	0	0	0	0	0	0	0	0	0	0	0	0	1	<b>2</b>
	GB	0	0	0	0	0	0	0	0	0	0	0	0	0	0	0	0	<b>0</b>
	FATA	0	0	0	0	0	0	0	0	0	0	0	0	0	0	0	0	<b>0</b>
<b>Jammu &amp; Kashmir</b>	<b>TOTAL</b>	<b>0</b>	<b>2</b>	<b>1</b>	<b>0</b>	<b>0</b>	<b>0</b>	<b>0</b>	<b>0</b>	<b>1</b>	<b>0</b>	<b>2</b>	<b>0</b>	<b>0</b>	<b>1</b>	<b>0</b>	<b>1</b>	<b>8</b>
<b>Refugees Rehabilitation</b>	Islamabad	0	0	0	0	0	0	0	0	0	0	1	0	0	0	0	1	<b>2</b>
<b>Organization, Islamabad.</b>	Punjab	0	2	1	0	0	0	0	0	1	0	1	0	0	1	0	0	<b>6</b>
	Sindh R	0	0	0	0	0	0	0	0	0	0	0	0	0	0	0	0	<b>0</b>
	Sindh U	0	0	0	0	0	0	0	0	0	0	0	0	0	0	0	0	<b>0</b>
	KP	0	0	0	0	0	0	0	0	0	0	0	0	0	0	0	0	<b>0</b>
	Balochistan	0	0	0	0	0	0	0	0	0	0	0	0	0	0	0	0	<b>0</b>
	AJ&K	0	0	0	0	0	0	0	0	0	0	0	0	0	0	0	0	<b>0</b>
	GB	0	0	0	0	0	0	0	0	0	0	0	0	0	0	0	0	<b>0</b>
	FATA	0	0	0	0	0	0	0	0	0	0	0	0	0	0	0	0	<b>0</b>
<b>Office of the Administrator</b>	<b>TOTAL</b>	<b>25</b>	<b>0</b>	<b>0</b>	<b>4</b>	<b>11</b>	<b>0</b>	<b>0</b>	<b>0</b>	<b>3</b>	<b>8</b>	<b>4</b>	<b>4</b>	<b>0</b>	<b>1</b>	<b>3</b>	<b>3</b>	<b>66</b>
<b>J &amp; K State Property in</b>	Islamabad	0	0	0	0	0	0	0	0	0	0	0	0	0	0	0	0	<b>0</b>
<b>Pakistan, Lahore.</b>	Punjab	22	0	0	2	7	0	0	0	3	7	3	3	0	1	3	3	<b>54</b>
	Sindh R	0	0	0	0	1	0	0	0	0	1	0	0	0	0	0	0	<b>2</b>
	Sindh U	0	0	0	0	0	0	0	0	0	0	0	0	0	0	0	0	<b>0</b>
	KP	2	0	0	1	2	0	0	0	0	0	1	1	0	0	0	0	<b>7</b>
	Balochistan	0	0	0	0	0	0	0	0	0	0	0	0	0	0	0	0	<b>0</b>
	AJ&K	1	0	0	1	1	0	0	0	0	0	0	0	0	0	0	0	<b>3</b>
	GB	0	0	0	0	0	0	0	0	0	0	0	0	0	0	0	0	<b>0</b>
	FATA	0	0	0	0	0	0	0	0	0	0	0	0	0	0	0	0	<b>0</b>

TABLE-30									
DOMICILE WISE ACTUAL STRENGTH OF EMPLOYEES BY BASIC SCALE AND DIVISIONS / ATTACHED DEPARTMENTS /SUBORDINATE OFFICES									
DIVISION/OFFICE	DOMICILE	BASIC SCALE 17 to 22							G.TOTAL BS 1-22
		17	18	19	20	21	22	TOTAL	
<b>21. Kashmir Affairs &amp; Gilgit</b>	<b>G. TOTAL</b>	<b>13</b>	<b>4</b>	<b>5</b>	<b>1</b>	<b>1</b>	<b>1</b>	<b>25</b>	<b>183</b>
<b>Baltistan Division</b>	<b>TOTAL</b>	<b>10</b>	<b>3</b>	<b>5</b>	<b>1</b>	<b>1</b>	<b>1</b>	<b>21</b>	<b>98</b>
<b>Main, Islamabad.</b>	Islamabad	0	1	0	0	0	0	1	10
	Punjab	4	1	4	0	1	0	10	43
	Sindh R	1	1	1	0	0	1	4	8
	Sindh U	0	0	0	0	0	0	0	4
	KP	2	0	0	1	0	0	3	22
	Balochistan	2	0	0	0	0	0	2	5
	AJ&K	0	0	0	0	0	0	0	5
	GB	0	0	0	0	0	0	0	0
	FATA	1	0	0	0	0	0	1	1
<b>Directorate of Health Services AK,</b>	<b>TOTAL</b>	<b>1</b>	<b>0</b>	<b>0</b>	<b>0</b>	<b>0</b>	<b>0</b>	<b>1</b>	<b>8</b>
<b>Rawalpindi.</b>	Islamabad	1	0	0	0	0	0	1	1
	Punjab	0	0	0	0	0	0	0	3
	Sindh R	0	0	0	0	0	0	0	0
	Sindh U	0	0	0	0	0	0	0	0
	KP	0	0	0	0	0	0	0	2
	Balochistan	0	0	0	0	0	0	0	0
	AJ&K	0	0	0	0	0	0	0	2
	GB	0	0	0	0	0	0	0	0
	FATA	0	0	0	0	0	0	0	0
<b>Jammu &amp; Kashmir Refugees</b>	<b>TOTAL</b>	<b>0</b>	<b>0</b>	<b>0</b>	<b>0</b>	<b>0</b>	<b>0</b>	<b>0</b>	<b>8</b>
<b>Rehabilitation Organization,</b>	Islamabad	0	0	0	0	0	0	0	2
<b>Islamabad.</b>	Punjab	0	0	0	0	0	0	0	6
	Sindh R	0	0	0	0	0	0	0	0
	Sindh U	0	0	0	0	0	0	0	0
	KP	0	0	0	0	0	0	0	0
	Balochistan	0	0	0	0	0	0	0	0
	AJ&K	0	0	0	0	0	0	0	0
	GB	0	0	0	0	0	0	0	0
	FATA	0	0	0	0	0	0	0	0
<b>Office of the Administrator</b>	<b>TOTAL</b>	<b>2</b>	<b>1</b>	<b>0</b>	<b>0</b>	<b>0</b>	<b>0</b>	<b>3</b>	<b>69</b>
<b>J &amp; K State Property in</b>	Islamabad	0	0	0	0	0	0	0	0
<b>Pakistan, Lahore.</b>	Punjab	2	1	0	0	0	0	3	57
	Sindh R	0	0	0	0	0	0	0	2
	Sindh U	0	0	0	0	0	0	0	0
	KP	0	0	0	0	0	0	0	7
	Balochistan	0	0	0	0	0	0	0	0
	AJ&K	0	0	0	0	0	0	0	3
	GB	0	0	0	0	0	0	0	0
	FATA	0	0	0	0	0	0	0	0

TABLE-30																		
DOMICILE WISE ACTUAL STRENGTH OF EMPLOYEES BY BASIC SCALE AND DIVISIONS / ATTACHED DEPARTMENTS / SUBORDINATE OFFICES																		
DIVISION/OFFICE	DOMICILE	BASIC SCALE 1 to 16																
		1	2	3	4	5	6	7	8	9	10	11	12	13	14	15	16	TOTAL
<b>22. Law &amp; Justice Division</b>	<b>G. TOTAL</b>	<b>301</b>	<b>546</b>	<b>163</b>	<b>155</b>	<b>101</b>	<b>2</b>	<b>264</b>	<b>20</b>	<b>319</b>	<b>16</b>	<b>138</b>	<b>15</b>	<b>1</b>	<b>95</b>	<b>35</b>	<b>260</b>	<b>2431</b>
<b>Main, Islamabad.</b>	<b>TOTAL</b>	<b>115</b>	<b>20</b>	<b>0</b>	<b>24</b>	<b>0</b>	<b>0</b>	<b>2</b>	<b>2</b>	<b>50</b>	<b>0</b>	<b>22</b>	<b>7</b>	<b>0</b>	<b>26</b>	<b>0</b>	<b>103</b>	<b>371</b>
	Islamabad	0	0	0	0	0	0	0	0	0	0	0	0	0	0	0	0	0
	Punjab	94	13	0	18	0	0	2	1	30	0	12	6	0	26	0	64	266
	Sindh R	1	0	0	0	0	0	0	0	2	0	0	0	0	0	0	5	8
	Sindh U	0	0	0	0	0	0	0	0	2	0	0	1	0	0	0	5	8
	KP	13	4	0	6	0	0	0	0	8	0	6	0	0	0	0	19	56
	Balochistan	0	0	0	0	0	0	0	1	0	0	1	0	0	0	0	2	4
	AJ&K	4	3	0	0	0	0	0	0	6	0	1	0	0	0	0	4	18
	GB	1	0	0	0	0	0	0	0	1	0	0	0	0	0	0	2	4
	FATA	2	0	0	0	0	0	0	0	1	0	2	0	0	0	0	2	7
<b>Accountability Courts,</b>	<b>TOTAL</b>	<b>22</b>	<b>38</b>	<b>14</b>	<b>11</b>	<b>11</b>	<b>0</b>	<b>17</b>	<b>0</b>	<b>21</b>	<b>0</b>	<b>20</b>	<b>3</b>	<b>0</b>	<b>17</b>	<b>1</b>	<b>14</b>	<b>189</b>
<b>(Over all Pakistan).</b>	Islamabad	3	4	1	2	0	0	2	0	2	0	3	0	0	1	0	2	20
	Punjab	15	7	1	7	1	0	5	0	8	0	5	1	0	9	1	5	65
	Sindh R	0	4	4	0	2	0	2	0	1	0	3	0	0	3	0	4	23
	Sindh U	3	8	2	2	2	0	2	0	3	0	2	0	0	0	0	0	24
	KP	1	9	2	0	5	0	4	0	5	0	4	0	0	4	0	3	37
	Balochistan	0	4	3	0	1	0	2	0	2	0	2	2	0	0	0	0	16
	AJ&K	0	1	1	0	0	0	0	0	0	0	0	0	0	0	0	0	2
	GB	0	1	0	0	0	0	0	0	0	0	0	0	0	0	0	0	1
	FATA	0	0	0	0	0	0	0	0	0	0	1	0	0	0	0	0	1
<b>Appellate Tribunal</b>	<b>TOTAL</b>	<b>13</b>	<b>100</b>	<b>71</b>	<b>13</b>	<b>6</b>	<b>0</b>	<b>54</b>	<b>0</b>	<b>68</b>	<b>14</b>	<b>22</b>	<b>0</b>	<b>1</b>	<b>1</b>	<b>0</b>	<b>33</b>	<b>396</b>
<b>Inland Revenue,</b>	Islamabad	0	10	3	0	0	0	2	0	7	1	1	0	0	1	0	1	26
<b>Islamabad, Rawalpindi,</b>	Punjab	0	67	25	1	3	0	47	0	23	9	6	0	0	0	0	21	202
<b>Karachi, Peshawar, Lahore.</b>	Sindh R	3	4	4	0	1	0	1	0	9	0	3	0	0	0	0	3	28
	Sindh U	9	7	33	12	1	0	2	0	22	4	9	0	1	0	0	7	107
	KP	1	11	6	0	1	0	1	0	5	0	2	0	0	0	0	0	27
	Balochistan	0	1	0	0	0	0	0	0	1	0	0	0	0	0	0	1	3
	AJ&K	0	0	0	0	0	0	1	0	1	0	0	0	0	0	0	0	2
	GB	0	0	0	0	0	0	0	0	0	0	0	0	0	0	0	0	0
	FATA	0	0	0	0	0	0	0	0	0	0	1	0	0	0	0	0	1
<b>Banking Courts,</b>	<b>TOTAL</b>	<b>12</b>	<b>141</b>	<b>28</b>	<b>3</b>	<b>22</b>	<b>1</b>	<b>53</b>	<b>14</b>	<b>78</b>	<b>2</b>	<b>23</b>	<b>0</b>	<b>0</b>	<b>8</b>	<b>4</b>	<b>23</b>	<b>412</b>
<b>(Over all Pakistan).</b>	Islamabad	0	0	0	0	0	0	0	0	0	0	0	0	0	0	0	0	0
	Punjab	9	54	14	3	8	1	24	4	34	1	10	0	0	5	1	10	178
	Sindh R	1	40	3	0	3	0	9	6	15	0	7	0	0	1	1	3	89
	Sindh U	1	28	0	0	7	0	12	2	16	0	2	0	0	0	2	5	75
	KP	0	14	9	0	3	0	6	2	9	0	3	0	0	1	0	4	51
	Balochistan	1	4	2	0	1	0	2	0	4	1	1	0	0	1	0	1	18
	AJ&K	0	1	0	0	0	0	0	0	0	0	0	0	0	0	0	0	1
	GB	0	0	0	0	0	0	0	0	0	0	0	0	0	0	0	0	0
	FATA	0	0	0	0	0	0	0	0	0	0	0	0	0	0	0	0	0

TABLE-30									
DOMICILE WISE ACTUAL STRENGTH OF EMPLOYEES BY BASIC SCALE AND DIVISIONS / ATTACHED DEPARTMENTS / SUBORDINATE OFFICES									
DIVISION/OFFICE	DOMICILE	BASIC SCALE 17 to 22							G.TOTAL BS 1-22
		17	18	19	20	21	22	TOTAL	
<b>22. Law &amp; Justice Division</b>	<b>G. TOTAL</b>	<b>86</b>	<b>65</b>	<b>45</b>	<b>90</b>	<b>148</b>	<b>14</b>	<b>448</b>	<b>2879</b>
<b>Main, Islamabad.</b>	<b>TOTAL</b>	<b>19</b>	<b>15</b>	<b>7</b>	<b>4</b>	<b>4</b>	<b>1</b>	<b>50</b>	<b>421</b>
	Islamabad	0	0	0	0	0	0	0	0
	Punjab	11	12	6	2	2	1	34	300
	Sindh R	1	0	0	0	0	0	1	9
	Sindh U	4	0	0	0	1	0	5	13
	KP	2	2	1	2	1	0	8	64
	Balochistan	0	1	0	0	0	0	1	5
	AJ&K	1	0	0	0	0	0	1	19
	GB	0	0	0	0	0	0	0	4
	FATA	0	0	0	0	0	0	0	7
<b>Accountability Courts,</b>	<b>TOTAL</b>	<b>1</b>	<b>3</b>	<b>0</b>	<b>0</b>	<b>16</b>	<b>0</b>	<b>20</b>	<b>209</b>
<b>(Over all Pakistan).</b>	Islamabad	0	0	0	0	0	0	0	20
	Punjab	1	2	0	0	6	0	9	74
	Sindh R	0	0	0	0	3	0	3	26
	Sindh U	0	1	0	0	1	0	2	26
	KP	0	0	0	0	5	0	5	42
	Balochistan	0	0	0	0	1	0	1	17
	AJ&K	0	0	0	0	0	0	0	2
	GB	0	0	0	0	0	0	0	1
	FATA	0	0	0	0	0	0	0	1
<b>Appellate Tribunal Inland Revenue,</b>	<b>TOTAL</b>	<b>17</b>	<b>3</b>	<b>12</b>	<b>0</b>	<b>16</b>	<b>1</b>	<b>49</b>	<b>445</b>
<b>Islamabad, Rawalpindi,</b>	Islamabad	0	0	0	0	0	0	0	26
<b>Karachi, Peshawar, Lahore.</b>	Punjab	15	0	0	0	7	1	23	225
	Sindh R	0	0	3	0	1	0	4	32
	Sindh U	2	2	7	0	7	0	18	125
	KP	0	1	2	0	1	0	4	31
	Balochistan	0	0	0	0	0	0	0	3
	AJ&K	0	0	0	0	0	0	0	2
	GB	0	0	0	0	0	0	0	0
	FATA	0	0	0	0	0	0	0	1
<b>Banking Courts,</b>	<b>TOTAL</b>	<b>4</b>	<b>0</b>	<b>1</b>	<b>0</b>	<b>26</b>	<b>0</b>	<b>31</b>	<b>443</b>
<b>(Over all Pakistan).</b>	Islamabad	0	0	0	0	0	0	0	0
	Punjab	1	0	1	0	12	0	14	192
	Sindh R	0	0	0	0	2	0	2	91
	Sindh U	2	0	0	0	8	0	10	85
	KP	1	0	0	0	3	0	4	55
	Balochistan	0	0	0	0	1	0	1	19
	AJ&K	0	0	0	0	0	0	0	1
	GB	0	0	0	0	0	0	0	0
	FATA	0	0	0	0	0	0	0	0

TABLE-30																		
DOMICILE WISE ACTUAL STRENGTH OF EMPLOYEES BY BASIC SCALE AND DIVISIONS / ATTACHED DEPARTMENTS / SUBORDINATE OFFICES																		
DIVISION/OFFICE	DOMICILE	BASIC SCALE 1 to 16																
		1	2	3	4	5	6	7	8	9	10	11	12	13	14	15	16	TOTAL
<b>Commercial Courts,</b>	<b>TOTAL</b>	<b>0</b>	<b>3</b>	<b>1</b>	<b>0</b>	<b>0</b>	<b>0</b>	<b>1</b>	<b>0</b>	<b>1</b>	<b>0</b>	<b>2</b>	<b>0</b>	<b>0</b>	<b>0</b>	<b>2</b>	<b>0</b>	<b>10</b>
<b>Karachi, Lahore.</b>	Islamabad	0	0	0	0	0	0	0	0	0	0	0	0	0	0	0	0	0
	Punjab	0	2	1	0	0	0	1	0	0	0	1	0	0	0	2	0	7
	Sindh R	0	0	0	0	0	0	0	0	0	0	1	0	0	0	0	0	1
	Sindh U	0	1	0	0	0	0	0	0	1	0	0	0	0	0	0	0	2
	KP	0	0	0	0	0	0	0	0	0	0	0	0	0	0	0	0	0
	Balochistan	0	0	0	0	0	0	0	0	0	0	0	0	0	0	0	0	0
	AJ&K	0	0	0	0	0	0	0	0	0	0	0	0	0	0	0	0	0
	GB	0	0	0	0	0	0	0	0	0	0	0	0	0	0	0	0	0
	FATA	0	0	0	0	0	0	0	0	0	0	0	0	0	0	0	0	0
<b>Customs, Excise &amp;</b>	<b>TOTAL</b>	<b>6</b>	<b>34</b>	<b>15</b>	<b>4</b>	<b>9</b>	<b>0</b>	<b>23</b>	<b>0</b>	<b>16</b>	<b>0</b>	<b>0</b>	<b>0</b>	<b>0</b>	<b>0</b>	<b>4</b>	<b>16</b>	<b>127</b>
<b>Sales Tax Appellate</b>	Islamabad	0	0	0	0	0	0	0	0	0	0	0	0	0	0	0	0	0
<b>Tribunal,</b>	Punjab	4	16	8	1	4	0	11	0	8	0	0	0	0	0	2	10	64
<b>(Over all Pakistan).</b>	Sindh R	0	2	1	0	1	0	3	0	5	0	0	0	0	0	0	2	14
	Sindh U	1	10	2	0	2	0	5	0	1	0	0	0	0	0	0	3	24
	KP	1	5	3	2	2	0	4	0	2	0	0	0	0	0	2	1	22
	Balochistan	0	0	0	0	0	0	0	0	0	0	0	0	0	0	0	0	0
	AJ&K	0	1	1	1	0	0	0	0	0	0	0	0	0	0	0	0	3
	GB	0	0	0	0	0	0	0	0	0	0	0	0	0	0	0	0	0
	FATA	0	0	0	0	0	0	0	0	0	0	0	0	0	0	0	0	0
<b>Drug Courts,</b>	<b>TOTAL</b>	<b>7</b>	<b>11</b>	<b>4</b>	<b>3</b>	<b>3</b>	<b>1</b>	<b>13</b>	<b>0</b>	<b>6</b>	<b>0</b>	<b>5</b>	<b>2</b>	<b>0</b>	<b>3</b>	<b>1</b>	<b>5</b>	<b>64</b>
<b>(Over all Pakistan).</b>	Islamabad	0	0	0	0	0	0	0	0	0	0	0	0	0	0	0	0	0
	Punjab	5	9	4	1	2	1	11	0	4	0	3	2	0	2	1	3	48
	Sindh R	0	0	0	0	0	0	1	0	0	0	0	0	0	0	0	1	2
	Sindh U	0	1	0	1	1	0	0	0	1	0	0	0	0	1	0	0	5
	KP	2	1	0	1	0	0	1	0	1	0	1	0	0	0	0	1	8
	Balochistan	0	0	0	0	0	0	0	0	0	0	0	0	0	0	0	0	0
	AJ&K	0	0	0	0	0	0	0	0	0	0	0	0	0	0	0	0	0
	GB	0	0	0	0	0	0	0	0	0	0	0	0	0	0	0	0	0
	FATA	0	0	0	0	0	0	0	0	0	0	1	0	0	0	0	0	1
<b>Environmental</b>	<b>TOTAL</b>	<b>12</b>	<b>25</b>	<b>0</b>	<b>7</b>	<b>5</b>	<b>0</b>	<b>4</b>	<b>0</b>	<b>3</b>	<b>0</b>	<b>3</b>	<b>0</b>	<b>0</b>	<b>5</b>	<b>0</b>	<b>10</b>	<b>74</b>
<b>Protection Tribunal,</b>	Islamabad	0	0	0	0	0	0	0	0	0	0	0	0	0	0	0	0	0
<b>Karachi, Lahore,</b>	Punjab	0	9	0	0	3	0	1	0	2	0	1	0	0	1	0	3	20
<b>Peshawar, Quetta.</b>	Sindh R	1	0	0	0	0	0	0	0	0	0	1	0	0	0	0	0	2
	Sindh U	7	0	0	3	0	0	1	0	0	0	0	0	0	1	0	1	13
	KP	0	10	0	2	1	0	1	0	0	0	0	0	0	1	0	3	18
	Balochistan	4	6	0	2	1	0	1	0	1	0	1	0	0	1	0	3	20
	AJ&K	0	0	0	0	0	0	0	0	0	0	0	0	0	0	0	0	0
	GB	0	0	0	0	0	0	0	0	0	0	0	0	0	0	0	0	0
	FATA	0	0	0	0	0	0	0	0	0	0	0	0	0	1	0	0	1

**TABLE-30**  
**DOMICILE WISE ACTUAL STRENGTH OF EMPLOYEES BY BASIC SCALE AND DIVISIONS / ATTACHED DEPARTMENTS / SUBORDINATE OFFICES**

DIVISION/OFFICE	DOMICILE	BASIC SCALE 17 to 22						TOTAL	G.TOTAL BS 1-22
		17	18	19	20	21	22		
<b>Commercial Courts,</b>	<b>TOTAL</b>	<b>0</b>	<b>0</b>	<b>0</b>	<b>0</b>	<b>1</b>	<b>0</b>	<b>1</b>	<b>11</b>
<b>Karachi, Lahore.</b>	Islamabad	0	0	0	0	0	0	0	0
	Punjab	0	0	0	0	0	0	0	7
	Sindh R	0	0	0	0	0	0	0	1
	Sindh U	0	0	0	0	1	0	1	3
	KP	0	0	0	0	0	0	0	0
	Balochistan	0	0	0	0	0	0	0	0
	AJ&K	0	0	0	0	0	0	0	0
	GB	0	0	0	0	0	0	0	0
	FATA	0	0	0	0	0	0	0	0
<b>Customs, Excise &amp; Sales Tax</b>	<b>TOTAL</b>	<b>7</b>	<b>5</b>	<b>3</b>	<b>0</b>	<b>12</b>	<b>1</b>	<b>28</b>	<b>155</b>
<b>Appellate Tribunal,</b>	Islamabad	0	0	0	0	0	0	0	0
<b>(Over all Pakistan).</b>	Punjab	3	4	2	0	5	1	15	79
	Sindh R	0	1	1	0	1	0	3	17
	Sindh U	2	0	0	0	1	0	3	27
	KP	2	0	0	0	2	0	4	26
	Balochistan	0	0	0	0	1	0	1	1
	AJ&K	0	0	0	0	0	0	0	3
	GB	0	0	0	0	0	0	0	0
	FATA	0	0	0	0	2	0	2	2
<b>Drug Courts, (Over all Pakistan).</b>	<b>TOTAL</b>	<b>2</b>	<b>1</b>	<b>5</b>	<b>0</b>	<b>5</b>	<b>1</b>	<b>14</b>	<b>78</b>
	Islamabad	0	0	0	0	0	0	0	0
	Punjab	1	1	5	0	3	1	11	59
	Sindh R	0	0	0	0	0	0	0	2
	Sindh U	0	0	0	0	1	0	1	6
	KP	1	0	0	0	1	0	2	10
	Balochistan	0	0	0	0	0	0	0	0
	AJ&K	0	0	0	0	0	0	0	0
	GB	0	0	0	0	0	0	0	0
	FATA	0	0	0	0	0	0	0	1
<b>Environmental Protection Tribunal,</b>	<b>TOTAL</b>	<b>4</b>	<b>1</b>	<b>0</b>	<b>4</b>	<b>6</b>	<b>0</b>	<b>15</b>	<b>89</b>
<b>Karachi, Lahore, Peshawar, Quetta.</b>	Islamabad	0	0	0	0	0	0	0	0
	Punjab	2	0	0	1	1	0	4	24
	Sindh R	0	0	0	1	0	0	1	3
	Sindh U	1	0	0	0	1	0	2	15
	KP	1	0	0	1	2	0	4	22
	Balochistan	0	1	0	1	2	0	4	24
	AJ&K	0	0	0	0	0	0	0	0
	GB	0	0	0	0	0	0	0	0
	FATA	0	0	0	0	0	0	0	1

TABLE-30																		
DOMICILE WISE ACTUAL STRENGTH OF EMPLOYEES BY BASIC SCALE AND DIVISIONS / ATTACHED DEPARTMENTS / SUBORDINATE OFFICES																		
DIVISION/OFFICE	DOMICILE	BASIC SCALE 1 to 16																
		1	2	3	4	5	6	7	8	9	10	11	12	13	14	15	16	TOTAL
<b>Federal Service</b>	<b>TOTAL</b>	<b>29</b>	<b>12</b>	<b>0</b>	<b>15</b>	<b>0</b>	<b>0</b>	<b>0</b>	<b>0</b>	<b>10</b>	<b>0</b>	<b>9</b>	<b>1</b>	<b>0</b>	<b>2</b>	<b>2</b>	<b>14</b>	<b>94</b>
<b>Tribunal, Islamabad.</b>	Islamabad	9	2	0	2	0	0	0	0	3	0	2	0	0	0	0	2	20
	Punjab	8	0	0	7	0	0	0	0	4	0	3	0	0	1	0	9	32
	Sindh R	2	1	0	2	0	0	0	0	0	0	2	0	0	0	0	0	7
	Sindh U	3	2	0	0	0	0	0	0	0	0	0	0	0	0	1	0	6
	KP	5	3	0	3	0	0	0	0	2	0	2	1	0	1	1	2	20
	Balochistan	1	0	0	1	0	0	0	0	1	0	0	0	0	0	0	1	4
	AJ&K	1	4	0	0	0	0	0	0	0	0	0	0	0	0	0	0	5
	GB	0	0	0	0	0	0	0	0	0	0	0	0	0	0	0	0	0
	FATA	0	0	0	0	0	0	0	0	0	0	0	0	0	0	0	0	0
<b>Federal Shariat Court,</b>	<b>TOTAL</b>	<b>0</b>	<b>73</b>	<b>13</b>	<b>0</b>	<b>20</b>	<b>0</b>	<b>0</b>	<b>0</b>	<b>31</b>	<b>0</b>	<b>10</b>	<b>0</b>	<b>0</b>	<b>2</b>	<b>19</b>	<b>14</b>	<b>182</b>
<b>Islamabad.</b>	Islamabad	0	8	0	0	3	0	0	0	7	0	0	0	0	0	1	1	20
	Punjab	0	33	8	0	7	0	0	0	11	0	4	0	0	1	12	7	83
	Sindh R	0	2	0	0	0	0	0	0	0	0	0	0	0	0	2	1	5
	Sindh U	0	4	0	0	3	0	0	0	2	0	0	0	0	0	0	2	11
	KP	0	17	5	0	7	0	0	0	8	0	4	0	0	0	3	2	46
	Balochistan	0	3	0	0	0	0	0	0	2	0	1	0	0	0	0	1	7
	AJ&K	0	6	0	0	0	0	0	0	1	0	1	0	0	1	1	0	10
	GB	0	0	0	0	0	0	0	0	0	0	0	0	0	0	0	0	0
	FATA	0	0	0	0	0	0	0	0	0	0	0	0	0	0	0	0	0
<b>Foreign Exchange</b>	<b>TOTAL</b>	<b>1</b>	<b>2</b>	<b>1</b>	<b>0</b>	<b>0</b>	<b>0</b>	<b>1</b>	<b>0</b>	<b>1</b>	<b>0</b>	<b>0</b>	<b>0</b>	<b>0</b>	<b>0</b>	<b>0</b>	<b>0</b>	<b>6</b>
<b>Regulation Appellate</b>	Islamabad	0	0	0	0	0	0	0	0	0	0	0	0	0	0	0	0	0
<b>Board, Karachi, Lahore.</b>	Punjab	1	1	0	0	0	0	1	0	0	0	0	0	0	0	0	0	3
	Sindh R	0	0	0	0	0	0	0	0	0	0	0	0	0	0	0	0	0
	Sindh U	0	1	1	0	0	0	0	0	1	0	0	0	0	0	0	0	3
	KP	0	0	0	0	0	0	0	0	0	0	0	0	0	0	0	0	0
	Balochistan	0	0	0	0	0	0	0	0	0	0	0	0	0	0	0	0	0
	AJ&K	0	0	0	0	0	0	0	0	0	0	0	0	0	0	0	0	0
	GB	0	0	0	0	0	0	0	0	0	0	0	0	0	0	0	0	0
	FATA	0	0	0	0	0	0	0	0	0	0	0	0	0	0	0	0	0
<b>Insurance Appellate</b>	<b>TOTAL</b>	<b>0</b>	<b>4</b>	<b>0</b>	<b>0</b>	<b>0</b>	<b>0</b>	<b>0</b>	<b>0</b>	<b>1</b>	<b>0</b>	<b>0</b>	<b>1</b>	<b>0</b>	<b>0</b>	<b>0</b>	<b>0</b>	<b>6</b>
<b>Tribunal, Karachi.</b>	Islamabad	0	1	0	0	0	0	0	0	0	0	0	0	0	0	0	0	1
	Punjab	0	3	0	0	0	0	0	0	1	0	0	0	0	0	0	0	4
	Sindh R	0	0	0	0	0	0	0	0	0	0	0	1	0	0	0	0	1
	Sindh U	0	0	0	0	0	0	0	0	0	0	0	0	0	0	0	0	0
	KP	0	0	0	0	0	0	0	0	0	0	0	0	0	0	0	0	0
	Balochistan	0	0	0	0	0	0	0	0	0	0	0	0	0	0	0	0	0
	AJ&K	0	0	0	0	0	0	0	0	0	0	0	0	0	0	0	0	0
	GB	0	0	0	0	0	0	0	0	0	0	0	0	0	0	0	0	0
	FATA	0	0	0	0	0	0	0	0	0	0	0	0	0	0	0	0	0

**TABLE-30**  
**DOMICILE WISE ACTUAL STRENGTH OF EMPLOYEES BY BASIC SCALE AND DIVISIONS / ATTACHED DEPARTMENTS / SUBORDINATE OFFICES**

DIVISION/OFFICE	DOMICILE	BASIC SCALE 17 to 22							G.TOTAL BS 1-22
		17	18	19	20	21	22	TOTAL	
<b>Federal Service Tribunal, Islamabad.</b>	<b>TOTAL</b>	<b>5</b>	<b>7</b>	<b>6</b>	<b>0</b>	<b>2</b>	<b>6</b>	<b>26</b>	<b>120</b>
	Islamabad	1	1	1	0	0	0	3	23
	Punjab	1	2	2	0	1	5	11	43
	Sindh R	0	3	0	0	0	0	3	10
	Sindh U	1	0	1	0	1	0	3	9
	KP	1	1	1	0	0	1	4	24
	Balochistan	0	0	1	0	0	0	1	5
	AJ&K	0	0	0	0	0	0	0	5
	GB	1	0	0	0	0	0	1	1
	FATA	0	0	0	0	0	0	0	0
<b>Federal Shariat Court, Islamabad.</b>	<b>TOTAL</b>	<b>16</b>	<b>20</b>	<b>6</b>	<b>3</b>	<b>2</b>	<b>1</b>	<b>48</b>	<b>230</b>
	Islamabad	0	0	0	1	0	0	1	21
	Punjab	8	13	5	1	0	0	27	110
	Sindh R	1	3	0	0	0	0	4	9
	Sindh U	1	0	1	1	1	0	4	15
	KP	4	3	0	0	1	1	9	55
	Balochistan	1	1	0	0	0	0	2	9
	AJ&K	1	0	0	0	0	0	1	11
	GB	0	0	0	0	0	0	0	0
	FATA	0	0	0	0	0	0	0	0
<b>Foreign Exchange Regulation</b>	<b>TOTAL</b>	<b>0</b>	<b>0</b>	<b>0</b>	<b>0</b>	<b>0</b>	<b>0</b>	<b>0</b>	<b>6</b>
<b>Appellate Board, Karachi, Lahore.</b>	Islamabad	0	0	0	0	0	0	0	0
	Punjab	0	0	0	0	0	0	0	3
	Sindh R	0	0	0	0	0	0	0	0
	Sindh U	0	0	0	0	0	0	0	3
	KP	0	0	0	0	0	0	0	0
	Balochistan	0	0	0	0	0	0	0	0
	AJ&K	0	0	0	0	0	0	0	0
	GB	0	0	0	0	0	0	0	0
	FATA	0	0	0	0	0	0	0	0
	<b>Insurance Appellate Tribunal, Karachi.</b>	<b>TOTAL</b>	<b>0</b>	<b>0</b>	<b>0</b>	<b>0</b>	<b>0</b>	<b>0</b>	<b>0</b>
Islamabad		0	0	0	0	0	0	0	1
Punjab		0	0	0	0	0	0	0	4
Sindh R		0	0	0	0	0	0	0	1
Sindh U		0	0	0	0	0	0	0	0
KP		0	0	0	0	0	0	0	0
Balochistan		0	0	0	0	0	0	0	0
AJ&K		0	0	0	0	0	0	0	0
GB		0	0	0	0	0	0	0	0
FATA		0	0	0	0	0	0	0	0



TABLE-30																		
DOMICILE WISE ACTUAL STRENGTH OF EMPLOYEES BY BASIC SCALE AND DIVISIONS / ATTACHED DEPARTMENTS / SUBORDINATE OFFICES																		
DIVISION/OFFICE	DOMICILE	BASIC SCALE 1 to 16																
		1	2	3	4	5	6	7	8	9	10	11	12	13	14	15	16	TOTAL
<b>Law &amp; Justice</b>	<b>TOTAL</b>	<b>3</b>	<b>6</b>	<b>4</b>	<b>2</b>	<b>1</b>	<b>0</b>	<b>2</b>	<b>0</b>	<b>7</b>	<b>0</b>	<b>4</b>	<b>0</b>	<b>0</b>	<b>0</b>	<b>0</b>	<b>9</b>	<b>38</b>
<b>Commission of Pakistan,</b>	Islamabad	2	0	0	0	0	0	0	0	1	0	0	0	0	0	0	2	5
<b>Islamabad.</b>	Punjab	1	4	4	1	1	0	1	0	2	0	2	0	0	0	0	1	17
	Sindh R	0	0	0	0	0	0	0	0	0	0	1	0	0	0	0	2	3
	Sindh U	0	0	0	0	0	0	0	0	0	0	0	0	0	0	0	0	0
	KP	0	2	0	1	0	0	0	0	3	0	1	0	0	0	0	4	11
	Balochistan	0	0	0	0	0	0	0	0	0	0	0	0	0	0	0	0	0
	AJ&K	0	0	0	0	0	0	1	0	0	0	0	0	0	0	0	0	1
	GB	0	0	0	0	0	0	0	0	1	0	0	0	0	0	0	0	1
	FATA	0	0	0	0	0	0	0	0	0	0	0	0	0	0	0	0	0
<b>Office of the Attorney</b>	<b>TOTAL</b>	<b>69</b>	<b>6</b>	<b>0</b>	<b>71</b>	<b>0</b>	<b>0</b>	<b>70</b>	<b>0</b>	<b>5</b>	<b>0</b>	<b>0</b>	<b>0</b>	<b>0</b>	<b>13</b>	<b>0</b>	<b>0</b>	<b>234</b>
<b>General/Deputy Attorney</b>	Islamabad	2	1	0	2	0	0	1	0	4	0	0	0	0	0	0	0	10
<b>General's and Standing</b>	Punjab	34	5	0	35	0	0	44	0	1	0	0	0	0	10	0	0	129
<b>Council, Head Office,</b>	Sindh R	1	0	0	3	0	0	11	0	0	0	0	0	0	2	0	0	17
<b>Islamabad.</b>	Sindh U	17	0	0	20	0	0	6	0	0	0	0	0	0	0	0	0	43
	KP	10	0	0	7	0	0	6	0	0	0	0	0	1	0	0	0	24
	Balochistan	3	0	0	3	0	0	0	0	0	0	0	0	0	0	0	0	6
	AJ&K	2	0	0	1	0	0	2	0	0	0	0	0	0	0	0	0	5
	GB	0	0	0	0	0	0	0	0	0	0	0	0	0	0	0	0	0
	FATA	0	0	0	0	0	0	0	0	0	0	0	0	0	0	0	0	0
<b>Regional Directorate of</b>	<b>TOTAL</b>	<b>4</b>	<b>8</b>	<b>0</b>	<b>0</b>	<b>4</b>	<b>0</b>	<b>0</b>	<b>0</b>	<b>0</b>	<b>0</b>	<b>0</b>	<b>1</b>	<b>0</b>	<b>13</b>	<b>1</b>	<b>3</b>	<b>34</b>
<b>Human Rights, Lahore,</b>	Islamabad	0	0	0	0	0	0	0	0	0	0	0	0	0	1	0	0	1
<b>Karachi, Peshawar,</b>	Punjab	1	2	0	0	1	0	0	0	0	0	0	0	0	4	0	1	9
<b>Quetta</b>	Sindh R	0	1	0	0	1	0	0	0	0	0	0	0	3	0	1	0	6
	Sindh U	1	1	0	0	0	0	0	0	0	0	0	0	0	0	0	0	2
	KP	0	2	0	0	1	0	0	0	0	0	0	1	0	3	0	1	8
	Balochistan	1	2	0	0	1	0	0	0	0	0	0	0	1	1	0	0	6
	AJ&K	0	0	0	0	0	0	0	0	0	0	0	0	0	0	0	0	0
	GB	0	0	0	0	0	0	0	0	0	0	0	0	0	0	0	0	0
	FATA	1	0	0	0	0	0	0	0	0	0	0	0	0	1	0	0	2
<b>Special Courts (CNS),</b>	<b>TOTAL</b>	<b>2</b>	<b>21</b>	<b>2</b>	<b>1</b>	<b>4</b>	<b>0</b>	<b>5</b>	<b>3</b>	<b>5</b>	<b>0</b>	<b>5</b>	<b>0</b>	<b>0</b>	<b>2</b>	<b>0</b>	<b>5</b>	<b>55</b>
<b>(Over all Pakistan).</b>	Islamabad	1	0	0	0	0	0	0	0	0	0	0	0	0	0	0	0	1
	Punjab	1	7	1	1	0	0	3	0	1	0	2	0	0	1	0	1	18
	Sindh R	0	2	0	0	0	0	1	1	0	0	0	0	0	0	0	1	5
	Sindh U	0	3	0	0	2	0	0	1	2	0	2	0	0	0	0	2	12
	KP	0	4	1	0	1	0	1	0	1	0	1	0	0	1	0	1	11
	Balochistan	0	5	0	0	1	0	0	1	1	0	0	0	0	0	0	0	8
	AJ&K	0	0	0	0	0	0	0	0	0	0	0	0	0	0	0	0	0
	GB	0	0	0	0	0	0	0	0	0	0	0	0	0	0	0	0	0
	FATA	0	0	0	0	0	0	0	0	0	0	0	0	0	0	0	0	0

**TABLE-30**  
**DOMICILE WISE ACTUAL STRENGTH OF EMPLOYEES BY BASIC SCALE AND DIVISIONS / ATTACHED DEPARTMENTS / SUBORDINATE OFFICES**

DIVISION/OFFICE	DOMICILE	BASIC SCALE 17 to 22						TOTAL	G.TOTAL BS 1-22
		17	18	19	20	21	22		
<b>Law &amp; Justice Commission</b>	<b>TOTAL</b>	<b>7</b>	<b>3</b>	<b>3</b>	<b>2</b>	<b>1</b>	<b>0</b>	<b>16</b>	<b>54</b>
<b>of Pakistan, Islamabad.</b>	Islamabad	1	0	0	0	1	0	2	7
	Punjab	5	2	1	0	0	0	8	25
	Sindh R	0	1	0	0	0	0	1	4
	Sindh U	0	0	1	0	0	0	1	1
	KP	0	0	0	1	0	0	1	12
	Balochistan	1	0	1	1	0	0	3	3
	AJ&K	0	0	0	0	0	0	0	1
	GB	0	0	0	0	0	0	0	1
	FATA	0	0	0	0	0	0	0	0
<b>Office of the Attorney General /</b>	<b>TOTAL</b>	<b>0</b>	<b>0</b>	<b>0</b>	<b>77</b>	<b>38</b>	<b>3</b>	<b>118</b>	<b>352</b>
<b>Deputy Attorney General's and</b>	Islamabad	0	0	0	0	0	0	0	10
<b>Standing Council, Head Office,</b>	Punjab	0	0	0	55	19	3	77	206
<b>Islamabad.</b>	Sindh R	0	0	0	10	5	0	15	32
	Sindh U	0	0	0	4	4	0	8	51
	KP	0	0	0	6	8	0	14	38
	Balochistan	0	0	0	2	1	0	3	9
	AJ&K	0	0	0	0	0	0	0	5
	GB	0	0	0	0	1	0	1	1
	FATA	0	0	0	0	0	0	0	0
<b>Regional Directorate of Human</b>	<b>TOTAL</b>	<b>1</b>	<b>4</b>	<b>2</b>	<b>0</b>	<b>0</b>	<b>0</b>	<b>7</b>	<b>41</b>
<b>Rights, Lahore, Karachi, Peshawar,</b>	Islamabad	0	0	0	0	0	0	0	1
<b>Quetta.</b>	Punjab	0	1	1	0	0	0	2	11
	Sindh R	0	1	0	0	0	0	1	7
	Sindh U	0	0	0	0	0	0	0	2
	KP	1	1	0	0	0	0	2	10
	Balochistan	0	1	1	0	0	0	2	8
	AJ&K	0	0	0	0	0	0	0	0
	GB	0	0	0	0	0	0	0	0
	FATA	0	0	0	0	0	0	0	2
<b>Special Courts (CNS),</b>	<b>TOTAL</b>	<b>1</b>	<b>2</b>	<b>0</b>	<b>0</b>	<b>6</b>	<b>0</b>	<b>9</b>	<b>64</b>
<b>(Over all Pakistan).</b>	Islamabad	0	0	0	0	0	0	0	1
	Punjab	0	1	0	0	2	0	3	21
	Sindh R	0	0	0	0	0	0	0	5
	Sindh U	0	0	0	0	2	0	2	14
	KP	1	0	0	0	1	0	2	13
	Balochistan	0	1	0	0	1	0	2	10
	AJ&K	0	0	0	0	0	0	0	0
	GB	0	0	0	0	0	0	0	0
	FATA	0	0	0	0	0	0	0	0

**TABLE-30**  
**DOMICILE WISE ACTUAL STRENGTH OF EMPLOYEES BY BASIC SCALE AND DIVISIONS / ATTACHED DEPARTMENTS / SUBORDINATE OFFICES**

DIVISION/OFFICE	DOMICILE	BASIC SCALE 1 to 16																
		1	2	3	4	5	6	7	8	9	10	11	12	13	14	15	16	TOTAL
<b>Special Courts</b>	<b>TOTAL</b>	<b>3</b>	<b>10</b>	<b>1</b>	<b>0</b>	<b>4</b>	<b>0</b>	<b>5</b>	<b>1</b>	<b>4</b>	<b>0</b>	<b>4</b>	<b>0</b>	<b>0</b>	<b>0</b>	<b>0</b>	<b>3</b>	<b>35</b>
(Customs, Taxation & Anti Smuggling),	Islamabad	0	0	0	0	0	0	0	0	0	0	0	0	0	0	0	0	0
Karachi, Rawalpindi,	Punjab	1	6	1	0	2	0	3	0	1	0	1	0	0	0	0	1	16
Peshawar, Lahore.	Sindh R	0	1	0	0	1	0	0	0	0	0	1	0	0	0	0	1	4
	Sindh U	1	1	0	0	0	0	1	0	2	0	0	0	0	0	0	0	5
	KP	1	2	0	0	1	0	1	1	1	0	2	0	0	0	0	1	10
	Balochistan	0	0	0	0	0	0	0	0	0	0	0	0	0	0	0	0	0
	AJ&K	0	0	0	0	0	0	0	0	0	0	0	0	0	0	0	0	0
	GB	0	0	0	0	0	0	0	0	0	0	0	0	0	0	0	0	0
	FATA	0	0	0	0	0	0	0	0	0	0	0	0	0	0	0	0	0
<b>Special Courts</b>	<b>TOTAL</b>	<b>2</b>	<b>12</b>	<b>4</b>	<b>0</b>	<b>3</b>	<b>0</b>	<b>5</b>	<b>0</b>	<b>3</b>	<b>0</b>	<b>2</b>	<b>0</b>	<b>0</b>	<b>1</b>	<b>0</b>	<b>2</b>	<b>34</b>
(Offences in Banks),	Islamabad	0	0	0	0	0	0	0	0	0	0	0	0	0	0	0	0	0
Lahore, Peshawar,	Punjab	2	4	1	0	1	0	2	0	1	0	0	0	0	0	0	0	11
Karachi.	Sindh R	0	0	0	0	0	0	0	0	0	0	0	0	0	0	0	1	1
	Sindh U	0	4	2	0	1	0	2	0	1	0	1	0	0	0	0	0	11
	KP	0	3	1	0	1	0	1	0	1	0	1	0	0	0	0	1	9
	Balochistan	0	0	0	0	0	0	0	0	0	0	0	0	0	1	0	0	1
	AJ&K	0	1	0	0	0	0	0	0	0	0	0	0	0	0	0	0	1
	GB	0	0	0	0	0	0	0	0	0	0	0	0	0	0	0	0	0
	FATA	0	0	0	0	0	0	0	0	0	0	0	0	0	0	0	0	0
<b>Special Courts Central,</b>	<b>TOTAL</b>	<b>1</b>	<b>20</b>	<b>5</b>	<b>1</b>	<b>9</b>	<b>0</b>	<b>9</b>	<b>0</b>	<b>9</b>	<b>0</b>	<b>7</b>	<b>0</b>	<b>0</b>	<b>2</b>	<b>1</b>	<b>6</b>	<b>70</b>
(Over all Pakistan).	Islamabad	0	0	0	0	0	0	0	0	0	0	0	0	0	0	0	0	0
	Punjab	1	14	2	0	5	0	5	0	5	0	4	0	0	1	1	2	40
	Sindh R	0	3	0	0	1	0	0	0	0	0	0	0	0	0	0	0	4
	Sindh U	0	2	2	0	2	0	3	0	3	0	2	0	0	1	0	3	18
	KP	0	1	1	1	1	0	1	0	1	0	1	0	0	0	0	1	8
	Balochistan	0	0	0	0	0	0	0	0	0	0	0	0	0	0	0	0	0
	AJ&K	0	0	0	0	0	0	0	0	0	0	0	0	0	0	0	0	0
	GB	0	0	0	0	0	0	0	0	0	0	0	0	0	0	0	0	0
	FATA	0	0	0	0	0	0	0	0	0	0	0	0	0	0	0	0	0
<b>23. Maritime Affairs Division</b>	<b>G. TOTAL</b>	<b>31</b>	<b>60</b>	<b>17</b>	<b>20</b>	<b>19</b>	<b>4</b>	<b>11</b>	<b>0</b>	<b>29</b>	<b>11</b>	<b>27</b>	<b>20</b>	<b>4</b>	<b>17</b>	<b>5</b>	<b>49</b>	<b>324</b>
<b>Main, Islamabad.</b>	<b>TOTAL</b>	<b>0</b>	<b>38</b>	<b>0</b>	<b>6</b>	<b>2</b>	<b>2</b>	<b>0</b>	<b>0</b>	<b>13</b>	<b>0</b>	<b>5</b>	<b>0</b>	<b>0</b>	<b>12</b>	<b>4</b>	<b>33</b>	<b>115</b>
	Islamabad	0	10	0	1	0	0	0	0	2	0	0	0	0	2	0	2	17
	Punjab	0	11	0	2	0	0	0	0	3	0	1	0	0	1	2	6	26
	Sindh R	0	0	0	1	1	0	0	0	0	0	1	0	0	2	0	8	13
	Sindh U	0	11	0	1	1	2	0	0	4	0	3	0	0	4	0	9	35
	KP	0	4	0	1	0	0	0	0	4	0	0	0	0	3	0	5	17
	Balochistan	0	1	0	0	0	0	0	0	0	0	0	0	0	0	1	1	3
	AJ&K	0	0	0	0	0	0	0	0	0	0	0	0	0	0	0	0	0
	GB	0	0	0	0	0	0	0	0	0	0	0	0	0	0	0	0	0
	FATA	0	1	0	0	0	0	0	0	0	0	0	0	0	0	1	2	4

TABLE-30									
DOMICILE WISE ACTUAL STRENGTH OF EMPLOYEES BY BASIC SCALE AND DIVISIONS / ATTACHED DEPARTMENTS / SUBORDINATE OFFICES									
DIVISION/OFFICE	DOMICILE	BASIC SCALE 17 to 22							G.TOTAL BS 1-22
		17	18	19	20	21	22	TOTAL	
Special Courts (Customs, Taxation & Anti Smuggling), Karachi, Rawalpindi, Peshawar, Lahore.	TOTAL	0	0	0	0	3	0	3	38
	Islamabad	0	0	0	0	0	0	0	0
	Punjab	0	0	0	0	1	0	1	17
	Sindh R	0	0	0	0	1	0	1	5
	Sindh U	0	0	0	0	0	0	0	5
	KP	0	0	0	0	1	0	1	11
	Balochistan	0	0	0	0	0	0	0	0
	AJ&K	0	0	0	0	0	0	0	0
	GB	0	0	0	0	0	0	0	0
	FATA	0	0	0	0	0	0	0	0
Special Courts (Offences in Banks), Lahore, Peshawar, Karachi.	TOTAL	2	0	0	0	2	0	4	38
	Islamabad	0	0	0	0	0	0	0	0
	Punjab	2	0	0	0	1	0	3	14
	Sindh R	0	0	0	0	0	0	0	1
	Sindh U	0	0	0	0	0	0	0	11
	KP	0	0	0	0	1	0	1	10
	Balochistan	0	0	0	0	0	0	0	1
	AJ&K	0	0	0	0	0	0	0	1
	GB	0	0	0	0	0	0	0	0
	FATA	0	0	0	0	0	0	0	0
Special Courts Central, (Over all Pakistan).	TOTAL	0	1	0	0	8	0	9	79
	Islamabad	0	0	0	0	0	0	0	0
	Punjab	0	1	0	0	5	0	6	46
	Sindh R	0	0	0	0	2	0	2	6
	Sindh U	0	0	0	0	0	0	0	18
	KP	0	0	0	0	1	0	1	9
	Balochistan	0	0	0	0	0	0	0	0
	AJ&K	0	0	0	0	0	0	0	0
	GB	0	0	0	0	0	0	0	0
	FATA	0	0	0	0	0	0	0	0
<b>23. Maritime Affairs Division</b>	<b>G. TOTAL</b>	<b>27</b>	<b>5</b>	<b>8</b>	<b>3</b>	<b>2</b>	<b>1</b>	<b>46</b>	<b>370</b>
Main, Islamabad.	TOTAL	20	2	4	3	2	1	32	147
	Islamabad	4	1	0	0	0	0	5	22
	Punjab	5	0	2	1	0	0	8	34
	Sindh R	5	1	1	1	0	1	9	22
	Sindh U	4	0	0	1	2	0	7	42
	KP	1	0	0	0	0	0	1	18
	Balochistan	1	0	0	0	0	0	1	4
	AJ&K	0	0	0	0	0	0	0	0
	GB	0	0	0	0	0	0	0	0
	FATA	0	0	1	0	0	0	1	5

TABLE-30																		
DOMICILE WISE ACTUAL STRENGTH OF EMPLOYEES BY BASIC SCALE AND DIVISIONS / ATTACHED DEPARTMENTS / SUBORDINATE OFFICES																		
DIVISION/OFFICE	DOMICILE	BASIC SCALE 1 to 16																
		1	2	3	4	5	6	7	8	9	10	11	12	13	14	15	16	TOTAL
<b>Directorate of Dock</b>	<b>TOTAL</b>	<b>0</b>	<b>4</b>	<b>5</b>	<b>1</b>	<b>2</b>	<b>1</b>	<b>1</b>	<b>0</b>	<b>2</b>	<b>0</b>	<b>3</b>	<b>0</b>	<b>0</b>	<b>3</b>	<b>0</b>	<b>4</b>	<b>26</b>
<b>Workers Safety, Karachi.</b>	Islamabad	0	0	0	0	0	0	0	0	0	0	0	0	0	0	0	0	0
	Punjab	0	0	0	0	0	0	0	0	0	0	0	0	0	1	0	0	1
	Sindh R	0	0	0	0	0	0	0	0	0	0	1	0	0	0	0	2	3
	Sindh U	0	4	4	1	1	0	1	0	1	0	1	0	0	2	0	1	16
	KP	0	0	0	0	0	0	0	0	0	0	0	0	0	0	0	0	0
	Balochistan	0	0	1	0	0	1	0	0	1	0	1	0	0	0	0	1	5
	AJ&K	0	0	0	0	0	0	0	0	0	0	0	0	0	0	0	0	0
	GB	0	0	0	0	0	0	0	0	0	0	0	0	0	0	0	0	0
	FATA	0	0	0	0	1	0	0	0	0	0	0	0	0	0	0	0	1
<b>Government Shipping</b>	<b>TOTAL</b>	<b>0</b>	<b>1</b>	<b>1</b>	<b>0</b>	<b>0</b>	<b>0</b>	<b>0</b>	<b>0</b>	<b>4</b>	<b>1</b>	<b>3</b>	<b>0</b>	<b>0</b>	<b>0</b>	<b>0</b>	<b>0</b>	<b>10</b>
<b>Office, Karachi.</b>	Islamabad	0	0	0	0	0	0	0	0	0	0	0	0	0	0	0	0	0
	Punjab	0	0	0	0	0	0	0	0	0	0	0	0	0	0	0	0	0
	Sindh R	0	0	0	0	0	0	0	0	1	1	0	0	0	0	0	0	2
	Sindh U	0	1	1	0	0	0	0	0	2	0	2	0	0	0	0	0	6
	KP	0	0	0	0	0	0	0	0	0	0	1	0	0	0	0	0	1
	Balochistan	0	0	0	0	0	0	0	0	1	0	0	0	0	0	0	0	1
	AJ&K	0	0	0	0	0	0	0	0	0	0	0	0	0	0	0	0	0
	GB	0	0	0	0	0	0	0	0	0	0	0	0	0	0	0	0	0
	FATA	0	0	0	0	0	0	0	0	0	0	0	0	0	0	0	0	0
<b>Marine Biological</b>	<b>TOTAL</b>	<b>3</b>	<b>2</b>	<b>4</b>	<b>3</b>	<b>4</b>	<b>0</b>	<b>2</b>	<b>0</b>	<b>1</b>	<b>0</b>	<b>1</b>	<b>0</b>	<b>2</b>	<b>0</b>	<b>0</b>	<b>2</b>	<b>24</b>
<b>Research Laboratory,</b>	Islamabad	0	0	0	0	0	0	0	0	0	0	0	0	0	0	0	0	0
<b>Karachi.</b>	Punjab	0	0	2	1	3	0	2	0	0	0	0	0	1	0	0	1	10
	Sindh R	1	0	0	0	0	0	0	0	0	0	0	0	0	0	0	1	2
	Sindh U	2	2	2	2	1	0	0	0	1	0	1	0	1	0	0	0	12
	KP	0	0	0	0	0	0	0	0	0	0	0	0	0	0	0	0	0
	Balochistan	0	0	0	0	0	0	0	0	0	0	0	0	0	0	0	0	0
	AJ&K	0	0	0	0	0	0	0	0	0	0	0	0	0	0	0	0	0
	GB	0	0	0	0	0	0	0	0	0	0	0	0	0	0	0	0	0
	FATA	0	0	0	0	0	0	0	0	0	0	0	0	0	0	0	0	0
<b>Marine Fisheries</b>	<b>TOTAL</b>	<b>28</b>	<b>12</b>	<b>1</b>	<b>5</b>	<b>0</b>	<b>0</b>	<b>7</b>	<b>0</b>	<b>5</b>	<b>8</b>	<b>11</b>	<b>19</b>	<b>2</b>	<b>2</b>	<b>0</b>	<b>9</b>	<b>109</b>
<b>Department, Karachi.</b>	Islamabad	0	0	0	0	0	0	0	0	0	0	0	0	0	0	0	0	0
	Punjab	5	1	1	2	0	0	2	0	1	3	4	2	0	0	0	2	23
	Sindh R	2	5	0	0	0	0	3	0	1	0	2	10	0	0	0	3	26
	Sindh U	19	5	0	1	0	0	1	0	3	4	5	3	2	2	0	4	49
	KP	1	0	0	1	0	0	0	0	0	1	0	2	0	0	0	0	5
	Balochistan	1	0	0	1	0	0	1	0	0	0	0	1	0	0	0	0	4
	AJ&K	0	1	0	0	0	0	0	0	0	0	0	0	0	0	0	0	1
	GB	0	0	0	0	0	0	0	0	0	0	0	0	0	0	0	0	0
	FATA	0	0	0	0	0	0	0	0	0	0	0	1	0	0	0	0	1

**TABLE-30**  
**DOMICILE WISE ACTUAL STRENGTH OF EMPLOYEES BY BASIC SCALE AND DIVISIONS / ATTACHED DEPARTMENTS / SUBORDINATE OFFICES**

DIVISION/OFFICE	DOMICILE	BASIC SCALE 17 to 22						TOTAL	G.TOTAL BS 1-22
		17	18	19	20	21	22		
<b>Directorate of Dock Workers</b>	<b>TOTAL</b>	<b>1</b>	<b>0</b>	<b>0</b>	<b>0</b>	<b>0</b>	<b>0</b>	<b>1</b>	<b>27</b>
<b>Safety, Karachi.</b>	Islamabad	0	0	0	0	0	0	0	0
	Punjab	0	0	0	0	0	0	0	1
	Sindh R	0	0	0	0	0	0	0	3
	Sindh U	1	0	0	0	0	0	1	17
	KP	0	0	0	0	0	0	0	0
	Balochistan	0	0	0	0	0	0	0	5
	AJ&K	0	0	0	0	0	0	0	0
	GB	0	0	0	0	0	0	0	0
	FATA	0	0	0	0	0	0	0	1
<b>Government Shipping Office,</b>	<b>TOTAL</b>	<b>0</b>	<b>0</b>	<b>1</b>	<b>0</b>	<b>0</b>	<b>0</b>	<b>1</b>	<b>11</b>
<b>Karachi.</b>	Islamabad	0	0	0	0	0	0	0	0
	Punjab	0	0	1	0	0	0	1	1
	Sindh R	0	0	0	0	0	0	0	2
	Sindh U	0	0	0	0	0	0	0	6
	KP	0	0	0	0	0	0	0	1
	Balochistan	0	0	0	0	0	0	0	1
	AJ&K	0	0	0	0	0	0	0	0
	GB	0	0	0	0	0	0	0	0
	FATA	0	0	0	0	0	0	0	0
<b>Marine Biological Research</b>	<b>TOTAL</b>	<b>1</b>	<b>0</b>	<b>0</b>	<b>0</b>	<b>0</b>	<b>0</b>	<b>1</b>	<b>25</b>
<b>Laboratory, Karachi.</b>	Islamabad	0	0	0	0	0	0	0	0
	Punjab	0	0	0	0	0	0	0	10
	Sindh R	0	0	0	0	0	0	0	2
	Sindh U	1	0	0	0	0	0	1	13
	KP	0	0	0	0	0	0	0	0
	Balochistan	0	0	0	0	0	0	0	0
	AJ&K	0	0	0	0	0	0	0	0
	GB	0	0	0	0	0	0	0	0
	FATA	0	0	0	0	0	0	0	0
<b>Marine Fisheries Department,</b>	<b>TOTAL</b>	<b>5</b>	<b>2</b>	<b>3</b>	<b>0</b>	<b>0</b>	<b>0</b>	<b>10</b>	<b>119</b>
<b>Karachi.</b>	Islamabad	0	0	0	0	0	0	0	0
	Punjab	2	0	0	0	0	0	2	25
	Sindh R	2	1	2	0	0	0	5	31
	Sindh U	0	1	1	0	0	0	2	51
	KP	1	0	0	0	0	0	1	6
	Balochistan	0	0	0	0	0	0	0	4
	AJ&K	0	0	0	0	0	0	0	1
	GB	0	0	0	0	0	0	0	0
	FATA	0	0	0	0	0	0	0	1

TABLE-30																		
DOMICILE WISE ACTUAL STRENGTH OF EMPLOYEES BY BASIC SCALE AND DIVISIONS / ATTACHED DEPARTMENTS / SUBORDINATE OFFICES																		
DIVISION/OFFICE	DOMICILE	BASIC SCALE 1 to 16																
		1	2	3	4	5	6	7	8	9	10	11	12	13	14	15	16	TOTAL
<b>Mercantile Marine</b>	<b>TOTAL</b>	<b>0</b>	<b>3</b>	<b>6</b>	<b>5</b>	<b>11</b>	<b>1</b>	<b>1</b>	<b>0</b>	<b>4</b>	<b>2</b>	<b>4</b>	<b>1</b>	<b>0</b>	<b>0</b>	<b>1</b>	<b>1</b>	<b>40</b>
<b>Department, Karachi.</b>	Islamabad	0	0	0	0	0	0	0	0	0	0	0	0	0	0	0	0	0
	Punjab	0	0	2	0	0	0	1	0	1	0	1	0	0	0	0	0	5
	Sindh R	0	0	0	4	0	0	0	0	0	1	0	0	0	0	0	0	5
	Sindh U	0	2	4	1	2	1	0	0	3	1	1	0	0	0	0	1	16
	KP	0	0	0	0	0	0	0	0	0	0	1	0	0	0	0	0	1
	Balochistan	0	1	0	0	9	0	0	0	0	0	0	1	0	0	1	0	12
	AJ&K	0	0	0	0	0	0	0	0	0	0	0	0	0	0	0	0	0
	GB	0	0	0	0	0	0	0	0	0	0	1	0	0	0	0	0	1
	FATA	0	0	0	0	0	0	0	0	0	0	0	0	0	0	0	0	0
<b>24. Narcotics Control</b>	<b>G. TOTAL</b>	<b>287</b>	<b>26</b>	<b>2</b>	<b>102</b>	<b>710</b>	<b>0</b>	<b>691</b>	<b>214</b>	<b>155</b>	<b>0</b>	<b>163</b>	<b>1</b>	<b>0</b>	<b>244</b>	<b>0</b>	<b>153</b>	<b>2748</b>
<b>Division</b>	<b>TOTAL</b>	<b>9</b>	<b>26</b>	<b>2</b>	<b>5</b>	<b>0</b>	<b>0</b>	<b>8</b>	<b>0</b>	<b>8</b>	<b>0</b>	<b>5</b>	<b>1</b>	<b>0</b>	<b>9</b>	<b>0</b>	<b>22</b>	<b>95</b>
<b>Main, Islamabad.</b>	Islamabad	8	11	0	1	0	0	0	0	6	0	3	1	0	0	0	4	34
	Punjab	1	9	2	2	0	0	4	0	1	0	1	0	0	5	0	8	33
	Sindh R	0	1	0	1	0	0	1	0	0	0	0	0	1	0	3	7	
	Sindh U	0	0	0	0	0	0	0	0	0	0	0	0	0	0	1	1	
	KP	0	5	0	1	0	0	3	0	1	0	0	0	2	0	3	15	
	Balochistan	0	0	0	0	0	0	0	0	0	0	0	0	1	0	1	2	
	AJ&K	0	0	0	0	0	0	0	0	0	0	0	0	0	0	2	2	
	GB	0	0	0	0	0	0	0	0	0	0	0	0	0	0	0	0	
	FATA	0	0	0	0	0	0	0	0	0	0	1	0	0	0	0	1	
<b>Anti Narcotics Force,</b>	<b>TOTAL</b>	<b>278</b>	<b>0</b>	<b>0</b>	<b>97</b>	<b>710</b>	<b>0</b>	<b>683</b>	<b>214</b>	<b>147</b>	<b>0</b>	<b>158</b>	<b>0</b>	<b>0</b>	<b>235</b>	<b>0</b>	<b>131</b>	<b>2653</b>
<b>Rawalpindi.</b>	Islamabad	6	0	0	4	11	0	2	0	6	0	1	0	0	4	0	3	37
	Punjab	143	0	0	56	412	0	418	153	67	0	84	0	0	127	0	78	1538
	Sindh R	8	0	0	5	59	0	39	5	19	0	12	0	0	22	0	14	183
	Sindh U	29	0	0	8	51	0	46	6	7	0	16	0	0	17	0	9	189
	KP	37	0	0	13	105	0	120	40	29	0	31	0	0	28	0	14	417
	Balochistan	44	0	0	6	35	0	11	0	9	0	3	0	0	15	0	3	126
	AJ&K	10	0	0	1	17	0	21	6	5	0	6	0	0	9	0	5	80
	GB	1	0	0	4	8	0	21	3	4	0	5	0	0	11	0	3	60
	FATA	0	0	0	0	12	0	5	1	1	0	0	0	2	0	2	23	
<b>25. National Food Security</b>	<b>G. TOTAL</b>	<b>172</b>	<b>275</b>	<b>19</b>	<b>72</b>	<b>137</b>	<b>12</b>	<b>35</b>	<b>0</b>	<b>93</b>	<b>27</b>	<b>67</b>	<b>6</b>	<b>31</b>	<b>41</b>	<b>22</b>	<b>122</b>	<b>1131</b>
<b>&amp; Research Division</b>	<b>TOTAL</b>	<b>33</b>	<b>11</b>	<b>2</b>	<b>18</b>	<b>3</b>	<b>0</b>	<b>0</b>	<b>0</b>	<b>16</b>	<b>0</b>	<b>8</b>	<b>0</b>	<b>0</b>	<b>17</b>	<b>18</b>	<b>16</b>	<b>142</b>
<b>Main, Islamabad.</b>	Islamabad	16	4	0	2	1	0	0	0	6	0	2	0	0	2	0	3	36
	Punjab	13	3	1	8	1	0	0	0	7	0	6	0	0	6	11	10	66
	Sindh R	0	0	0	1	0	0	0	0	0	0	0	0	2	0	0	3	
	Sindh U	0	0	0	0	0	0	0	0	0	0	0	0	1	0	0	1	
	KP	3	3	0	5	1	0	0	0	2	0	0	0	5	5	2	26	
	Balochistan	0	0	0	0	0	0	0	0	0	0	0	0	1	1	0	2	
	AJ&K	1	1	1	1	0	0	0	0	1	0	0	0	0	1	1	7	
	GB	0	0	0	1	0	0	0	0	0	0	0	0	0	0	0	1	
	FATA	0	0	0	0	0	0	0	0	0	0	0	0	0	0	0	0	

TABLE-30										
DOMICILE WISE ACTUAL STRENGTH OF EMPLOYEES BY BASIC SCALE AND DIVISIONS / ATTACHED DEPARTMENTS /SUBORDINATE OFFICES										
DIVISION/OFFICE	DOMICILE	BASIC SCALE 17 to 22							G.TOTAL BS 1-22	
		17	18	19	20	21	22	TOTAL		
<b>Mercantile Marine Department,</b>	<b>TOTAL</b>	<b>0</b>	<b>1</b>	<b>0</b>	<b>0</b>	<b>0</b>	<b>0</b>	<b>0</b>	<b>1</b>	<b>41</b>
<b>Karachi.</b>	Islamabad	0	0	0	0	0	0	0	0	0
	Punjab	0	1	0	0	0	0	0	1	6
	Sindh R	0	0	0	0	0	0	0	0	5
	Sindh U	0	0	0	0	0	0	0	0	16
	KP	0	0	0	0	0	0	0	0	1
	Balochistan	0	0	0	0	0	0	0	0	12
	AJ&K	0	0	0	0	0	0	0	0	0
	GB	0	0	0	0	0	0	0	0	1
	FATA	0	0	0	0	0	0	0	0	0
<b>24. Narcotics Control Division</b>	<b>G. TOTAL</b>	<b>66</b>	<b>48</b>	<b>26</b>	<b>10</b>	<b>2</b>	<b>1</b>	<b>153</b>	<b>2901</b>	
<b>Main, Islamabad.</b>	<b>TOTAL</b>	<b>3</b>	<b>8</b>	<b>5</b>	<b>0</b>	<b>1</b>	<b>1</b>	<b>18</b>	<b>113</b>	
	Islamabad	0	0	1	0	0	0	1	35	
	Punjab	1	4	3	0	1	1	10	43	
	Sindh R	0	0	0	0	0	0	0	7	
	Sindh U	0	2	0	0	0	0	2	3	
	KP	1	1	0	0	0	0	2	17	
	Balochistan	0	1	1	0	0	0	2	4	
	AJ&K	1	0	0	0	0	0	1	3	
	GB	0	0	0	0	0	0	0	0	
	FATA	0	0	0	0	0	0	0	1	
<b>Anti Narcotics Force, Rawalpindi.</b>	<b>TOTAL</b>	<b>63</b>	<b>40</b>	<b>21</b>	<b>10</b>	<b>1</b>	<b>0</b>	<b>135</b>	<b>2788</b>	
	Islamabad	0	0	0	0	0	0	0	37	
	Punjab	33	21	13	7	1	0	75	1613	
	Sindh R	10	4	1	0	0	0	15	198	
	Sindh U	5	0	3	0	0	0	8	197	
	KP	7	7	2	2	0	0	18	435	
	Balochistan	4	0	0	1	0	0	5	131	
	AJ&K	2	3	0	0	0	0	5	85	
	GB	1	3	1	0	0	0	5	65	
	FATA	1	2	1	0	0	0	4	27	
<b>25. National Food Security &amp;</b>	<b>G. TOTAL</b>	<b>112</b>	<b>42</b>	<b>21</b>	<b>7</b>	<b>0</b>	<b>1</b>	<b>183</b>	<b>1314</b>	
<b>Research Division</b>	<b>TOTAL</b>	<b>20</b>	<b>4</b>	<b>7</b>	<b>3</b>	<b>0</b>	<b>1</b>	<b>35</b>	<b>177</b>	
<b>Main, Islamabad.</b>	Islamabad	0	0	0	0	0	0	0	36	
	Punjab	11	3	4	2	0	1	21	87	
	Sindh R	4	1	1	1	0	0	7	10	
	Sindh U	0	0	0	0	0	0	0	1	
	KP	3	0	0	0	0	0	3	29	
	Balochistan	2	0	1	0	0	0	3	5	
	AJ&K	0	0	0	0	0	0	0	7	
	GB	0	0	0	0	0	0	0	1	
	FATA	0	0	1	0	0	0	1	1	



TABLE-30																		
DOMICILE WISE ACTUAL STRENGTH OF EMPLOYEES BY BASIC SCALE AND DIVISIONS / ATTACHED DEPARTMENTS / SUBORDINATE OFFICES																		
DIVISION/OFFICE	DOMICILE	BASIC SCALE 1 to 16																
		1	2	3	4	5	6	7	8	9	10	11	12	13	14	15	16	TOTAL
<b>Agriculture Policy</b>	<b>TOTAL</b>	<b>0</b>	<b>23</b>	<b>0</b>	<b>7</b>	<b>0</b>	<b>0</b>	<b>0</b>	<b>0</b>	<b>5</b>	<b>0</b>	<b>1</b>	<b>0</b>	<b>0</b>	<b>1</b>	<b>0</b>	<b>14</b>	<b>51</b>
<b>Institute, Islamabad.</b>	Islamabad	0	3	0	1	0	0	0	0	1	0	0	0	0	0	0	0	5
	Punjab	0	15	0	4	0	0	0	0	3	0	0	0	0	0	0	10	32
	Sindh R	0	0	0	0	0	0	0	0	0	0	0	0	0	0	0	0	0
	Sindh U	0	0	0	0	0	0	0	0	0	0	0	0	0	0	0	2	2
	KP	0	4	0	1	0	0	0	0	1	0	1	0	0	0	0	2	9
	Balochistan	0	0	0	1	0	0	0	0	0	0	0	0	0	1	0	0	2
	AJ&K	0	1	0	0	0	0	0	0	0	0	0	0	0	0	0	0	1
	GB	0	0	0	0	0	0	0	0	0	0	0	0	0	0	0	0	0
	FATA	0	0	0	0	0	0	0	0	0	0	0	0	0	0	0	0	0
<b>Animal Quarantine</b>	<b>TOTAL</b>	<b>47</b>	<b>0</b>	<b>0</b>	<b>0</b>	<b>15</b>	<b>0</b>	<b>13</b>	<b>0</b>	<b>0</b>	<b>0</b>	<b>5</b>	<b>0</b>	<b>0</b>	<b>7</b>	<b>0</b>	<b>6</b>	<b>93</b>
<b>Department, Karachi.</b>	Islamabad	0	0	0	0	0	0	0	0	0	0	0	0	0	0	0	0	0
	Punjab	17	0	0	0	7	0	3	0	0	0	4	0	0	5	0	4	40
	Sindh R	0	0	0	0	0	0	0	0	0	0	0	0	0	0	0	0	0
	Sindh U	13	0	0	0	6	0	9	0	0	0	1	0	0	2	0	2	33
	KP	7	0	0	0	1	0	1	0	0	0	0	0	0	0	0	0	9
	Balochistan	10	0	0	0	1	0	0	0	0	0	0	0	0	0	0	0	11
	AJ&K	0	0	0	0	0	0	0	0	0	0	0	0	0	0	0	0	0
	GB	0	0	0	0	0	0	0	0	0	0	0	0	0	0	0	0	0
	FATA	0	0	0	0	0	0	0	0	0	0	0	0	0	0	0	0	0
<b>Department of Plant</b>	<b>TOTAL</b>	<b>0</b>	<b>219</b>	<b>13</b>	<b>0</b>	<b>80</b>	<b>12</b>	<b>21</b>	<b>0</b>	<b>44</b>	<b>14</b>	<b>37</b>	<b>0</b>	<b>27</b>	<b>4</b>	<b>0</b>	<b>64</b>	<b>535</b>
<b>Protection, Karachi.</b>	Islamabad	0	0	0	0	0	0	0	0	0	0	0	0	0	0	0	1	1
	Punjab	0	100	5	0	30	5	5	0	19	4	11	0	7	3	0	22	211
	Sindh R	0	44	3	0	15	1	6	0	10	2	7	0	6	1	0	18	113
	Sindh U	0	25	1	0	14	1	5	0	7	1	7	0	2	0	0	10	73
	KP	0	20	1	0	9	2	2	0	2	2	4	0	6	0	0	6	54
	Balochistan	0	22	2	0	10	2	2	0	1	2	4	0	2	0	0	2	49
	AJ&K	0	2	0	0	2	0	0	0	0	1	1	0	0	0	0	2	8
	GB	0	2	0	0	0	0	0	0	2	0	1	0	2	0	0	0	7
	FATA	0	4	1	0	0	1	1	0	3	2	2	0	2	0	0	3	19
<b>Federal Seed Certification</b>	<b>TOTAL</b>	<b>87</b>	<b>0</b>	<b>0</b>	<b>43</b>	<b>37</b>	<b>0</b>	<b>0</b>	<b>0</b>	<b>27</b>	<b>13</b>	<b>12</b>	<b>0</b>	<b>4</b>	<b>9</b>	<b>4</b>	<b>11</b>	<b>247</b>
<b>&amp; Registration Department,</b>	Islamabad	2	0	0	2	0	0	0	0	2	0	0	0	0	0	0	0	6
<b>Islamabad.</b>	Punjab	49	0	0	23	20	0	0	0	15	8	8	0	2	3	3	6	137
	Sindh R	10	0	0	1	4	0	0	0	4	3	1	0	0	2	1	1	27
	Sindh U	8	0	0	4	5	0	0	0	3	0	0	0	0	1	0	0	21
	KP	12	0	0	7	4	0	0	0	2	1	2	0	1	1	0	3	33
	Balochistan	4	0	0	3	3	0	0	0	1	0	0	0	1	1	0	1	14
	AJ&K	0	0	0	2	0	0	0	0	0	1	1	0	0	1	0	0	5
	GB	2	0	0	1	1	0	0	0	0	0	0	0	0	0	0	0	4
	FATA	0	0	0	0	0	0	0	0	0	0	0	0	0	0	0	0	0

TABLE-30									
DOMICILE WISE ACTUAL STRENGTH OF EMPLOYEES BY BASIC SCALE AND DIVISIONS / ATTACHED DEPARTMENTS /SUBORDINATE OFFICES									
DIVISION/OFFICE	DOMICILE	BASIC SCALE 17 to 22							G.TOTAL BS 1-22
		17	18	19	20	21	22	TOTAL	
<b>Agriculture Policy Institute,</b>	<b>TOTAL</b>	<b>2</b>	<b>7</b>	<b>3</b>	<b>0</b>	<b>0</b>	<b>0</b>	<b>12</b>	<b>63</b>
<b>Islamabad.</b>	Islamabad	0	0	0	0	0	0	0	5
	Punjab	2	3	2	0	0	0	7	39
	Sindh R	0	3	0	0	0	0	3	3
	Sindh U	0	0	0	0	0	0	0	2
	KP	0	0	0	0	0	0	0	9
	Balochistan	0	0	0	0	0	0	0	2
	AJ&K	0	0	0	0	0	0	0	1
	GB	0	0	1	0	0	0	1	1
	FATA	0	1	0	0	0	0	1	1
<b>Animal Quarantine Department,</b>	<b>TOTAL</b>	<b>13</b>	<b>6</b>	<b>0</b>	<b>0</b>	<b>0</b>	<b>0</b>	<b>19</b>	<b>112</b>
<b>Karachi.</b>	Islamabad	0	0	0	0	0	0	0	0
	Punjab	8	4	0	0	0	0	12	52
	Sindh R	0	1	0	0	0	0	1	1
	Sindh U	2	0	0	0	0	0	2	35
	KP	2	1	0	0	0	0	3	12
	Balochistan	0	0	0	0	0	0	0	11
	AJ&K	0	0	0	0	0	0	0	0
	GB	1	0	0	0	0	0	1	1
	FATA	0	0	0	0	0	0	0	0
<b>Department of Plant Protection,</b>	<b>TOTAL</b>	<b>29</b>	<b>6</b>	<b>4</b>	<b>1</b>	<b>0</b>	<b>0</b>	<b>40</b>	<b>575</b>
<b>Karachi.</b>	Islamabad	0	0	0	0	0	0	0	1
	Punjab	16	4	0	1	0	0	21	232
	Sindh R	3	0	1	0	0	0	4	117
	Sindh U	4	0	2	0	0	0	6	79
	KP	2	0	1	0	0	0	3	57
	Balochistan	0	1	0	0	0	0	1	50
	AJ&K	2	1	0	0	0	0	3	11
	GB	0	0	0	0	0	0	0	7
	FATA	2	0	0	0	0	0	2	21
<b>Federal Seed Certification &amp;</b>	<b>TOTAL</b>	<b>39</b>	<b>12</b>	<b>3</b>	<b>1</b>	<b>0</b>	<b>0</b>	<b>55</b>	<b>302</b>
<b>Registration Department,</b>	Islamabad	1	0	0	0	0	0	1	7
<b>Islamabad.</b>	Punjab	19	4	0	1	0	0	24	161
	Sindh R	4	1	1	0	0	0	6	33
	Sindh U	5	1	0	0	0	0	6	27
	KP	3	1	2	0	0	0	6	39
	Balochistan	3	2	0	0	0	0	5	19
	AJ&K	0	1	0	0	0	0	1	6
	GB	2	1	0	0	0	0	3	7
	FATA	2	1	0	0	0	0	3	3

TABLE-30																		
DOMICILE WISE ACTUAL STRENGTH OF EMPLOYEES BY BASIC SCALE AND DIVISIONS / ATTACHED DEPARTMENTS / SUBORDINATE OFFICES																		
DIVISION/OFFICE	DOMICILE	BASIC SCALE 1 to 16																
		1	2	3	4	5	6	7	8	9	10	11	12	13	14	15	16	TOTAL
<b>National Fertilizer</b>	<b>TOTAL</b>	<b>0</b>	<b>8</b>	<b>4</b>	<b>2</b>	<b>1</b>	<b>0</b>	<b>1</b>	<b>0</b>	<b>0</b>	<b>0</b>	<b>1</b>	<b>0</b>	<b>0</b>	<b>1</b>	<b>0</b>	<b>5</b>	<b>23</b>
<b>Development Centre,</b>	Islamabad	0	0	0	0	0	0	0	0	0	0	0	0	0	0	0	1	<b>1</b>
<b>Islamabad.</b>	Punjab	0	5	4	0	1	0	1	0	0	0	0	0	1	0	1	<b>13</b>	
	Sindh R	0	0	0	0	0	0	0	0	0	0	0	0	0	0	0	<b>0</b>	
	Sindh U	0	0	0	0	0	0	0	0	0	0	0	0	0	0	0	<b>0</b>	
	KP	0	3	0	0	0	0	0	0	0	0	1	0	0	0	3	<b>7</b>	
	Balochistan	0	0	0	0	0	0	0	0	0	0	0	0	0	0	0	<b>0</b>	
	AJ&K	0	0	0	2	0	0	0	0	0	0	0	0	0	0	0	<b>2</b>	
	GB	0	0	0	0	0	0	0	0	0	0	0	0	0	0	0	<b>0</b>	
	FATA	0	0	0	0	0	0	0	0	0	0	0	0	0	0	0	<b>0</b>	
<b>National Veterinary</b>	<b>TOTAL</b>	<b>5</b>	<b>14</b>	<b>0</b>	<b>2</b>	<b>1</b>	<b>0</b>	<b>0</b>	<b>0</b>	<b>1</b>	<b>0</b>	<b>3</b>	<b>6</b>	<b>0</b>	<b>2</b>	<b>0</b>	<b>6</b>	<b>40</b>
<b>Laboratory, Islamabad.</b>	Islamabad	0	0	0	0	0	0	0	0	0	0	0	0	0	0	0	0	<b>0</b>
	Punjab	4	12	0	1	1	0	0	0	1	0	2	3	0	2	0	3	<b>29</b>
	Sindh R	0	0	0	0	0	0	0	0	0	0	0	0	0	0	0	2	<b>2</b>
	Sindh U	0	0	0	0	0	0	0	0	0	0	0	1	0	0	0	<b>1</b>	
	KP	1	1	0	1	0	0	0	0	0	0	1	2	0	0	0	1	<b>7</b>
	Balochistan	0	0	0	0	0	0	0	0	0	0	0	0	0	0	0	0	<b>0</b>
	AJ&K	0	1	0	0	0	0	0	0	0	0	0	0	0	0	0	0	<b>1</b>
	GB	0	0	0	0	0	0	0	0	0	0	0	0	0	0	0	0	<b>0</b>
	FATA	0	0	0	0	0	0	0	0	0	0	0	0	0	0	0	0	<b>0</b>
<b>26. National Health</b>	<b>G. TOTAL</b>	<b>299</b>	<b>145</b>	<b>17</b>	<b>100</b>	<b>30</b>	<b>37</b>	<b>32</b>	<b>11</b>	<b>137</b>	<b>2</b>	<b>27</b>	<b>18</b>	<b>1</b>	<b>61</b>	<b>7</b>	<b>75</b>	<b>999</b>
<b>Services Regulations &amp;</b>	<b>TOTAL</b>	<b>12</b>	<b>61</b>	<b>5</b>	<b>6</b>	<b>1</b>	<b>13</b>	<b>0</b>	<b>0</b>	<b>16</b>	<b>0</b>	<b>8</b>	<b>4</b>	<b>1</b>	<b>21</b>	<b>0</b>	<b>34</b>	<b>182</b>
<b>Coordination Division</b>	Islamabad	5	31	0	1	0	5	0	0	4	0	0	0	1	0	0	3	<b>50</b>
<b>Main, Islamabad.</b>	Punjab	6	17	4	3	0	5	0	0	6	0	5	3	0	12	0	16	<b>77</b>
	Sindh R	0	1	1	0	0	0	0	0	1	0	1	0	0	2	0	7	<b>13</b>
	Sindh U	0	1	0	0	0	1	0	0	1	0	0	0	0	0	0	1	<b>4</b>
	KP	1	7	0	2	1	2	0	0	3	0	1	0	0	5	0	3	<b>25</b>
	Balochistan	0	0	0	0	0	0	0	0	1	0	0	0	0	1	0	2	<b>4</b>
	AJ&K	0	3	0	0	0	0	0	0	0	0	1	0	0	0	0	1	<b>5</b>
	GB	0	0	0	0	0	0	0	0	0	0	1	0	0	0	0	1	<b>2</b>
	FATA	0	1	0	0	0	0	0	0	0	0	0	0	0	1	0	0	<b>2</b>
<b>Directorate of Central</b>	<b>TOTAL</b>	<b>260</b>	<b>26</b>	<b>0</b>	<b>66</b>	<b>8</b>	<b>24</b>	<b>28</b>	<b>4</b>	<b>111</b>	<b>2</b>	<b>2</b>	<b>0</b>	<b>0</b>	<b>7</b>	<b>1</b>	<b>7</b>	<b>546</b>
<b>Health Establishments,</b>	Islamabad	0	0	0	0	0	0	0	0	0	0	0	0	0	0	0	0	<b>0</b>
<b>Islamabad.</b>	Punjab	39	2	0	18	3	4	11	1	39	0	2	0	0	1	1	3	<b>124</b>
	Sindh R	4	0	0	11	0	4	3	1	30	1	0	0	0	0	0	0	<b>54</b>
	Sindh U	199	24	0	25	3	9	8	2	28	1	0	0	0	4	0	3	<b>306</b>
	KP	8	0	0	7	1	4	4	0	5	0	0	0	0	1	0	0	<b>30</b>
	Balochistan	8	0	0	4	1	3	2	0	8	0	0	0	0	1	0	1	<b>28</b>
	AJ&K	0	0	0	0	0	0	0	0	0	0	0	0	0	0	0	0	<b>0</b>
	GB	2	0	0	1	0	0	0	0	1	0	0	0	0	0	0	0	<b>4</b>
	FATA	0	0	0	0	0	0	0	0	0	0	0	0	0	0	0	0	<b>0</b>

TABLE-30									
DOMICILE WISE ACTUAL STRENGTH OF EMPLOYEES BY BASIC SCALE AND DIVISIONS / ATTACHED DEPARTMENTS / SUBORDINATE OFFICES									
DIVISION/OFFICE	DOMICILE	BASIC SCALE 17 to 22							G.TOTAL BS 1-22
		17	18	19	20	21	22	TOTAL	
<b>National Fertilizer Development</b>	<b>TOTAL</b>	<b>3</b>	<b>5</b>	<b>3</b>	<b>1</b>	<b>0</b>	<b>0</b>	<b>12</b>	<b>35</b>
<b>Centre, Islamabad.</b>	Islamabad	0	0	0	0	0	0	0	1
	Punjab	1	2	2	0	0	0	5	18
	Sindh R	1	0	0	0	0	0	1	1
	Sindh U	0	0	0	0	0	0	0	0
	KP	0	2	1	1	0	0	4	11
	Balochistan	1	0	0	0	0	0	1	1
	AJ&K	0	0	0	0	0	0	0	2
	GB	0	0	0	0	0	0	0	0
	FATA	0	1	0	0	0	0	1	1
<b>National Veterinary Laboratory,</b>	<b>TOTAL</b>	<b>6</b>	<b>2</b>	<b>1</b>	<b>1</b>	<b>0</b>	<b>0</b>	<b>10</b>	<b>50</b>
<b>Islamabad.</b>	Islamabad	0	0	0	0	0	0	0	0
	Punjab	3	1	1	1	0	0	6	35
	Sindh R	0	1	0	0	0	0	1	3
	Sindh U	1	0	0	0	0	0	1	2
	KP	0	0	0	0	0	0	0	7
	Balochistan	1	0	0	0	0	0	1	1
	AJ&K	0	0	0	0	0	0	0	1
	GB	1	0	0	0	0	0	1	1
	FATA	0	0	0	0	0	0	0	0
<b>26. National Health Services</b>	<b>G. TOTAL</b>	<b>126</b>	<b>44</b>	<b>19</b>	<b>5</b>	<b>1</b>	<b>2</b>	<b>197</b>	<b>1196</b>
<b>Regulations &amp; Coordination</b>	<b>TOTAL</b>	<b>28</b>	<b>17</b>	<b>14</b>	<b>3</b>	<b>1</b>	<b>1</b>	<b>64</b>	<b>246</b>
<b>Division</b>	Islamabad	2	0	0	0	0	0	2	52
<b>Main, Islamabad.</b>	Punjab	16	8	11	2	0	1	38	115
	Sindh R	0	1	0	0	0	0	1	14
	Sindh U	0	2	0	0	1	0	3	7
	KP	6	3	2	0	0	0	11	36
	Balochistan	4	1	1	1	0	0	7	11
	AJ&K	0	0	0	0	0	0	0	5
	GB	0	0	0	0	0	0	0	2
	FATA	0	2	0	0	0	0	2	4
<b>Directorate of Central Health</b>	<b>TOTAL</b>	<b>71</b>	<b>3</b>	<b>0</b>	<b>0</b>	<b>0</b>	<b>0</b>	<b>74</b>	<b>620</b>
<b>Establishments, Islamabad.</b>	Islamabad	1	0	0	0	0	0	1	1
	Punjab	29	0	0	0	0	0	29	153
	Sindh R	18	0	0	0	0	0	18	72
	Sindh U	4	0	0	0	0	0	4	310
	KP	9	1	0	0	0	0	10	40
	Balochistan	5	1	0	0	0	0	6	34
	AJ&K	0	0	0	0	0	0	0	0
	GB	2	1	0	0	0	0	3	7
	FATA	3	0	0	0	0	0	3	3

**TABLE-30**  
**DOMICILE WISE ACTUAL STRENGTH OF EMPLOYEES BY BASIC SCALE AND DIVISIONS / ATTACHED DEPARTMENTS / SUBORDINATE OFFICES**

DIVISION/OFFICE	DOMICILE	BASIC SCALE 1 to 16																
		1	2	3	4	5	6	7	8	9	10	11	12	13	14	15	16	TOTAL
<b>Directorate of Malaria</b>	<b>TOTAL</b>	<b>10</b>	<b>1</b>	<b>0</b>	<b>5</b>	<b>0</b>	<b>0</b>	<b>0</b>	<b>0</b>	<b>1</b>	<b>0</b>	<b>1</b>	<b>0</b>	<b>0</b>	<b>3</b>	<b>5</b>	<b>2</b>	<b>28</b>
<b>Control, Islamabad.</b>	Islamabad	6	0	0	0	0	0	0	0	1	0	0	0	0	0	0	0	7
	Punjab	3	1	0	1	0	0	0	0	0	0	1	0	0	1	2	1	10
	Sindh R	0	0	0	1	0	0	0	0	0	0	0	0	0	1	1	0	3
	Sindh U	0	0	0	0	0	0	0	0	0	0	0	0	0	0	0	0	0
	KP	0	0	0	3	0	0	0	0	0	0	0	0	0	1	2	1	7
	Balochistan	0	0	0	0	0	0	0	0	0	0	0	0	0	0	0	0	0
	AJ&K	0	0	0	0	0	0	0	0	0	0	0	0	0	0	0	0	0
	GB	0	0	0	0	0	0	0	0	0	0	0	0	0	0	0	0	0
	FATA	1	0	0	0	0	0	0	0	0	0	0	0	0	0	0	0	1
<b>Directorate of Central</b>	<b>TOTAL</b>	<b>0</b>	<b>17</b>	<b>1</b>	<b>6</b>	<b>2</b>	<b>0</b>	<b>0</b>	<b>0</b>	<b>2</b>	<b>0</b>	<b>3</b>	<b>1</b>	<b>0</b>	<b>3</b>	<b>0</b>	<b>1</b>	<b>36</b>
<b>Warehouse &amp; Supplies,</b>	Islamabad	0	0	0	0	0	0	0	0	0	0	0	0	0	0	0	0	0
<b>Karachi.</b>	Punjab	0	2	0	1	0	0	0	0	0	0	0	0	0	3	0	0	6
	Sindh R	0	7	1	2	2	0	0	0	1	0	2	0	0	0	0	0	15
	Sindh U	0	7	0	3	0	0	0	0	1	0	1	1	0	0	0	0	13
	KP	0	1	0	0	0	0	0	0	0	0	0	0	0	0	0	0	1
	Balochistan	0	0	0	0	0	0	0	0	0	0	0	0	0	0	0	0	0
	AJ&K	0	0	0	0	0	0	0	0	0	0	0	0	0	0	0	0	0
	GB	0	0	0	0	0	0	0	0	0	0	0	0	0	0	0	1	1
	FATA	0	0	0	0	0	0	0	0	0	0	0	0	0	0	0	0	0
<b>Expanded Programme on</b>	<b>TOTAL</b>	<b>0</b>	<b>19</b>	<b>0</b>	<b>0</b>	<b>7</b>	<b>0</b>	<b>1</b>	<b>0</b>	<b>0</b>	<b>0</b>	<b>5</b>	<b>5</b>	<b>0</b>	<b>10</b>	<b>0</b>	<b>4</b>	<b>51</b>
<b>Immunization, Islamabad.</b>	Islamabad	0	13	0	0	0	0	0	0	0	0	2	1	0	0	0	1	17
	Punjab	0	6	0	0	4	0	1	0	0	0	2	3	0	9	0	1	26
	Sindh R	0	0	0	0	1	0	0	0	0	0	0	1	0	0	0	2	4
	Sindh U	0	0	0	0	0	0	0	0	0	0	0	0	0	0	0	0	0
	KP	0	0	0	0	2	0	0	0	0	0	1	0	0	1	0	0	4
	Balochistan	0	0	0	0	0	0	0	0	0	0	0	0	0	0	0	0	0
	AJ&K	0	0	0	0	0	0	0	0	0	0	0	0	0	0	0	0	0
	GB	0	0	0	0	0	0	0	0	0	0	0	0	0	0	0	0	0
	FATA	0	0	0	0	0	0	0	0	0	0	0	0	0	0	0	0	0
<b>National Aids Control</b>	<b>TOTAL</b>	<b>0</b>	<b>2</b>	<b>0</b>	<b>0</b>	<b>1</b>	<b>0</b>	<b>1</b>	<b>1</b>	<b>1</b>	<b>0</b>	<b>0</b>	<b>2</b>	<b>0</b>	<b>0</b>	<b>0</b>	<b>4</b>	<b>12</b>
<b>Programme, Islamabad.</b>	Islamabad	0	1	0	0	0	0	1	0	0	0	0	0	0	0	0	1	3
	Punjab	0	0	0	0	1	0	0	0	0	0	0	2	0	0	0	3	6
	Sindh R	0	0	0	0	0	0	0	0	0	0	0	0	0	0	0	0	0
	Sindh U	0	0	0	0	0	0	0	0	0	0	0	0	0	0	0	0	0
	KP	0	0	0	0	0	0	0	0	0	0	0	0	0	0	0	0	0
	Balochistan	0	0	0	0	0	0	0	0	0	0	0	0	0	0	0	0	0
	AJ&K	0	1	0	0	0	0	0	1	1	0	0	0	0	0	0	0	3
	GB	0	0	0	0	0	0	0	0	0	0	0	0	0	0	0	0	0
	FATA	0	0	0	0	0	0	0	0	0	0	0	0	0	0	0	0	0

**TABLE-30**  
**DOMICILE WISE ACTUAL STRENGTH OF EMPLOYEES BY BASIC SCALE AND DIVISIONS / ATTACHED DEPARTMENTS / SUBORDINATE OFFICES**

DIVISION/OFFICE	DOMICILE	BASIC SCALE 17 to 22						TOTAL	G.TOTAL BS 1-22
		17	18	19	20	21	22		
<b>Directorate of Malaria Control,</b>	<b>TOTAL</b>	<b>1</b>	<b>3</b>	<b>0</b>	<b>0</b>	<b>0</b>	<b>0</b>	<b>4</b>	<b>32</b>
<b>Islamabad.</b>	Islamabad	0	0	0	0	0	0	0	7
	Punjab	0	1	0	0	0	0	1	11
	Sindh R	1	1	0	0	0	0	2	5
	Sindh U	0	0	0	0	0	0	0	0
	KP	0	1	0	0	0	0	1	8
	Balochistan	0	0	0	0	0	0	0	0
	AJ&K	0	0	0	0	0	0	0	0
	GB	0	0	0	0	0	0	0	0
	FATA	0	0	0	0	0	0	0	1
<b>Directorate of Central Warehouse &amp;</b>	<b>TOTAL</b>	<b>1</b>	<b>2</b>	<b>1</b>	<b>0</b>	<b>0</b>	<b>0</b>	<b>4</b>	<b>40</b>
<b>Supplies, Karachi.</b>	Islamabad	1	0	0	0	0	0	1	1
	Punjab	0	0	0	0	0	0	0	6
	Sindh R	0	2	0	0	0	0	2	17
	Sindh U	0	0	1	0	0	0	1	14
	KP	0	0	0	0	0	0	0	1
	Balochistan	0	0	0	0	0	0	0	0
	AJ&K	0	0	0	0	0	0	0	0
	GB	0	0	0	0	0	0	0	1
	FATA	0	0	0	0	0	0	0	0
<b>Expanded Programme on</b>	<b>TOTAL</b>	<b>8</b>	<b>6</b>	<b>1</b>	<b>1</b>	<b>0</b>	<b>0</b>	<b>16</b>	<b>67</b>
<b>Immunization, Islamabad.</b>	Islamabad	0	0	0	0	0	0	0	17
	Punjab	5	5	0	1	0	0	11	37
	Sindh R	0	0	1	0	0	0	1	5
	Sindh U	0	0	0	0	0	0	0	0
	KP	3	1	0	0	0	0	4	8
	Balochistan	0	0	0	0	0	0	0	0
	AJ&K	0	0	0	0	0	0	0	0
	GB	0	0	0	0	0	0	0	0
	FATA	0	0	0	0	0	0	0	0
<b>National Aids Control Programme,</b>	<b>TOTAL</b>	<b>2</b>	<b>0</b>	<b>1</b>	<b>0</b>	<b>0</b>	<b>0</b>	<b>3</b>	<b>15</b>
<b>Islamabad.</b>	Islamabad	0	0	0	0	0	0	0	3
	Punjab	2	0	0	0	0	0	2	8
	Sindh R	0	0	0	0	0	0	0	0
	Sindh U	0	0	0	0	0	0	0	0
	KP	0	0	0	0	0	0	0	0
	Balochistan	0	0	1	0	0	0	1	1
	AJ&K	0	0	0	0	0	0	0	3
	GB	0	0	0	0	0	0	0	0
	FATA	0	0	0	0	0	0	0	0

TABLE-30																		
DOMICILE WISE ACTUAL STRENGTH OF EMPLOYEES BY BASIC SCALE AND DIVISIONS / ATTACHED DEPARTMENTS / SUBORDINATE OFFICES																		
DIVISION/OFFICE	DOMICILE	BASIC SCALE 1 to 16																
		1	2	3	4	5	6	7	8	9	10	11	12	13	14	15	16	TOTAL
<b>National Health Information</b>	<b>TOTAL</b>	<b>5</b>	<b>0</b>	<b>0</b>	<b>3</b>	<b>0</b>	<b>0</b>	<b>0</b>	<b>0</b>	<b>0</b>	<b>0</b>	<b>0</b>	<b>0</b>	<b>0</b>	<b>2</b>	<b>0</b>	<b>1</b>	<b>11</b>
<b>Resource Centre, Islamabad.</b>	Islamabad	4	0	0	0	0	0	0	0	0	0	0	0	0	0	0	0	4
	Punjab	0	0	0	1	0	0	0	0	0	0	0	0	0	1	0	1	3
	Sindh R	0	0	0	0	0	0	0	0	0	0	0	0	0	0	0	0	0
	Sindh U	0	0	0	0	0	0	0	0	0	0	0	0	0	0	0	0	0
	KP	1	0	0	2	0	0	0	0	0	0	0	0	0	1	0	0	4
	Balochistan	0	0	0	0	0	0	0	0	0	0	0	0	0	0	0	0	0
	AJ&K	0	0	0	0	0	0	0	0	0	0	0	0	0	0	0	0	0
	GB	0	0	0	0	0	0	0	0	0	0	0	0	0	0	0	0	0
	FATA	0	0	0	0	0	0	0	0	0	0	0	0	0	0	0	0	0
<b>National Health</b>	<b>TOTAL</b>	<b>2</b>	<b>6</b>	<b>0</b>	<b>4</b>	<b>0</b>	<b>0</b>	<b>0</b>	<b>0</b>	<b>4</b>	<b>0</b>	<b>2</b>	<b>0</b>	<b>0</b>	<b>4</b>	<b>0</b>	<b>10</b>	<b>32</b>
<b>Emergency Preparedness &amp; Response Network, Islamabad.</b>	Islamabad	0	2	0	1	0	0	0	0	1	0	0	0	0	0	0	3	7
	Punjab	2	4	0	2	0	0	0	0	1	0	1	0	0	2	0	2	14
	Sindh R	0	0	0	0	0	0	0	0	0	0	1	0	0	0	0	0	1
	Sindh U	0	0	0	0	0	0	0	0	0	0	0	0	0	0	0	0	0
	KP	0	0	0	1	0	0	0	0	1	0	0	0	0	2	0	4	8
	Balochistan	0	0	0	0	0	0	0	0	0	0	0	0	0	0	0	0	0
	AJ&K	0	0	0	0	0	0	0	0	1	0	0	0	0	0	0	0	1
	GB	0	0	0	0	0	0	0	0	0	0	0	0	0	0	0	0	0
	FATA	0	0	0	0	0	0	0	0	0	0	0	0	0	0	0	1	1
<b>National Research</b>	<b>TOTAL</b>	<b>0</b>	<b>11</b>	<b>2</b>	<b>1</b>	<b>8</b>	<b>0</b>	<b>1</b>	<b>4</b>	<b>0</b>	<b>0</b>	<b>3</b>	<b>2</b>	<b>0</b>	<b>7</b>	<b>0</b>	<b>4</b>	<b>43</b>
<b>Institute Fertility Care, Karachi.</b>	Islamabad	0	0	0	0	0	0	0	0	0	0	0	0	0	0	0	0	0
	Punjab	0	0	0	0	0	0	0	0	0	0	0	1	0	1	0	0	2
	Sindh R	0	2	0	0	2	0	1	2	0	0	0	0	0	5	0	2	14
	Sindh U	0	9	2	1	6	0	0	2	0	0	3	1	0	1	0	2	27
	KP	0	0	0	0	0	0	0	0	0	0	0	0	0	0	0	0	0
	Balochistan	0	0	0	0	0	0	0	0	0	0	0	0	0	0	0	0	0
	AJ&K	0	0	0	0	0	0	0	0	0	0	0	0	0	0	0	0	0
	GB	0	0	0	0	0	0	0	0	0	0	0	0	0	0	0	0	0
	FATA	0	0	0	0	0	0	0	0	0	0	0	0	0	0	0	0	0
<b>National Institute of Population Studies, Islamabad.</b>	<b>TOTAL</b>	<b>10</b>	<b>2</b>	<b>0</b>	<b>6</b>	<b>1</b>	<b>0</b>	<b>1</b>	<b>0</b>	<b>1</b>	<b>0</b>	<b>1</b>	<b>3</b>	<b>0</b>	<b>2</b>	<b>1</b>	<b>7</b>	<b>35</b>
	Islamabad	1	0	0	0	0	0	0	0	0	0	0	0	0	0	1	0	2
	Punjab	9	1	0	4	1	0	1	0	0	0	1	1	0	2	0	7	27
	Sindh R	0	0	0	1	0	0	0	0	0	0	0	1	0	0	0	0	2
	Sindh U	0	0	0	0	0	0	0	0	0	0	0	0	0	0	0	0	0
	KP	0	0	0	1	0	0	0	0	1	0	0	1	0	0	0	0	3
	Balochistan	0	0	0	0	0	0	0	0	0	0	0	0	0	0	0	0	0
	AJ&K	0	1	0	0	0	0	0	0	0	0	0	0	0	0	0	0	1
	GB	0	0	0	0	0	0	0	0	0	0	0	0	0	0	0	0	0
	FATA	0	0	0	0	0	0	0	0	0	0	0	0	0	0	0	0	0

**TABLE-30**  
**DOMICILE WISE ACTUAL STRENGTH OF EMPLOYEES BY BASIC SCALE AND DIVISIONS / ATTACHED DEPARTMENTS / SUBORDINATE OFFICES**

DIVISION/OFFICE	DOMICILE	BASIC SCALE 17 to 22						TOTAL	G.TOTAL BS 1-22
		17	18	19	20	21	22		
<b>National Health Information</b>	<b>TOTAL</b>	<b>1</b>	<b>0</b>	<b>0</b>	<b>0</b>	<b>0</b>	<b>0</b>	<b>1</b>	<b>12</b>
<b>Resource Centre, Islamabad.</b>	Islamabad	0	0	0	0	0	0	0	4
	Punjab	0	0	0	0	0	0	0	3
	Sindh R	1	0	0	0	0	0	1	1
	Sindh U	0	0	0	0	0	0	0	0
	KP	0	0	0	0	0	0	0	4
	Balochistan	0	0	0	0	0	0	0	0
	AJ&K	0	0	0	0	0	0	0	0
	GB	0	0	0	0	0	0	0	0
	FATA	0	0	0	0	0	0	0	0
<b>National Health Emergency</b>	<b>TOTAL</b>	<b>1</b>	<b>5</b>	<b>0</b>	<b>0</b>	<b>0</b>	<b>0</b>	<b>6</b>	<b>38</b>
<b>Preparedness &amp; Response Network,</b>	Islamabad	0	1	0	0	0	0	1	8
<b>Islamabad.</b>	Punjab	0	2	0	0	0	0	2	16
	Sindh R	0	0	0	0	0	0	0	1
	Sindh U	0	0	0	0	0	0	0	0
	KP	1	2	0	0	0	0	3	11
	Balochistan	0	0	0	0	0	0	0	0
	AJ&K	0	0	0	0	0	0	0	1
	GB	0	0	0	0	0	0	0	0
	FATA	0	0	0	0	0	0	0	1
<b>National Research Institute</b>	<b>TOTAL</b>	<b>3</b>	<b>4</b>	<b>1</b>	<b>0</b>	<b>0</b>	<b>0</b>	<b>8</b>	<b>51</b>
<b>Fertility Care, Karachi.</b>	Islamabad	1	0	0	0	0	0	1	1
	Punjab	0	0	0	0	0	0	0	2
	Sindh R	1	1	0	0	0	0	2	16
	Sindh U	1	2	1	0	0	0	4	31
	KP	0	0	0	0	0	0	0	0
	Balochistan	0	1	0	0	0	0	1	1
	AJ&K	0	0	0	0	0	0	0	0
	GB	0	0	0	0	0	0	0	0
	FATA	0	0	0	0	0	0	0	0
<b>National Institute of Population</b>	<b>TOTAL</b>	<b>4</b>	<b>3</b>	<b>1</b>	<b>1</b>	<b>0</b>	<b>1</b>	<b>10</b>	<b>45</b>
<b>Studies, Islamabad.</b>	Islamabad	0	0	0	0	0	0	0	2
	Punjab	3	1	0	1	0	0	5	32
	Sindh R	0	1	1	0	0	1	3	5
	Sindh U	0	0	0	0	0	0	0	0
	KP	1	0	0	0	0	0	1	4
	Balochistan	0	0	0	0	0	0	0	0
	AJ&K	0	1	0	0	0	0	1	2
	GB	0	0	0	0	0	0	0	0
	FATA	0	0	0	0	0	0	0	0



TABLE-30																		
DOMICILE WISE ACTUAL STRENGTH OF EMPLOYEES BY BASIC SCALE AND DIVISIONS / ATTACHED DEPARTMENTS / SUBORDINATE OFFICES																		
DIVISION/OFFICE	DOMICILE	BASIC SCALE 1 to 16																
		1	2	3	4	5	6	7	8	9	10	11	12	13	14	15	16	TOTAL
<b>Regional Training Institute,</b>	<b>TOTAL</b>	<b>0</b>	<b>0</b>	<b>9</b>	<b>3</b>	<b>2</b>	<b>0</b>	<b>0</b>	<b>2</b>	<b>1</b>	<b>0</b>	<b>2</b>	<b>1</b>	<b>0</b>	<b>2</b>	<b>0</b>	<b>1</b>	<b>23</b>
<b>Islamabad.</b>	Islamabad	0	0	1	0	1	0	0	0	0	0	0	0	0	1	0	0	3
	Punjab	0	0	4	1	1	0	0	2	1	0	2	1	0	0	0	1	13
	Sindh R	0	0	0	0	0	0	0	0	0	0	0	0	0	0	0	0	0
	Sindh U	0	0	0	0	0	0	0	0	0	0	0	0	0	0	0	0	0
	KP	0	0	3	2	0	0	0	0	0	0	0	0	0	1	0	0	6
	Balochistan	0	0	1	0	0	0	0	0	0	0	0	0	0	0	0	0	1
	AJ&K	0	0	0	0	0	0	0	0	0	0	0	0	0	0	0	0	0
	GB	0	0	0	0	0	0	0	0	0	0	0	0	0	0	0	0	0
	FATA	0	0	0	0	0	0	0	0	0	0	0	0	0	0	0	0	0
<b>27. National History &amp;</b>	<b>G. TOTAL</b>	<b>90</b>	<b>34</b>	<b>14</b>	<b>13</b>	<b>13</b>	<b>0</b>	<b>13</b>	<b>1</b>	<b>36</b>	<b>2</b>	<b>27</b>	<b>5</b>	<b>7</b>	<b>28</b>	<b>28</b>	<b>45</b>	<b>356</b>
<b>Literary Heritage Division</b>	<b>TOTAL</b>	<b>29</b>	<b>3</b>	<b>0</b>	<b>9</b>	<b>0</b>	<b>0</b>	<b>0</b>	<b>0</b>	<b>9</b>	<b>0</b>	<b>5</b>	<b>0</b>	<b>0</b>	<b>9</b>	<b>13</b>	<b>11</b>	<b>88</b>
<b>Main, Islamabad.</b>	Islamabad	20	0	0	2	0	0	0	0	2	0	2	0	0	0	2	3	31
	Punjab	8	2	0	3	0	0	0	0	3	0	3	0	0	4	5	5	33
	Sindh R	0	0	0	2	0	0	0	0	1	0	0	0	0	1	1	1	6
	Sindh U	0	0	0	0	0	0	0	0	0	0	0	0	0	1	1	0	2
	KP	1	0	0	2	0	0	0	0	1	0	0	0	0	2	3	2	11
	Balochistan	0	0	0	0	0	0	0	0	0	0	0	0	0	1	0	0	1
	AJ&K	0	1	0	0	0	0	0	0	2	0	0	0	0	0	1	0	4
	GB	0	0	0	0	0	0	0	0	0	0	0	0	0	0	0	0	0
	FATA	0	0	0	0	0	0	0	0	0	0	0	0	0	0	0	0	0
<b>Department of Archaeology</b>	<b>TOTAL</b>	<b>23</b>	<b>6</b>	<b>0</b>	<b>2</b>	<b>5</b>	<b>0</b>	<b>3</b>	<b>1</b>	<b>10</b>	<b>0</b>	<b>7</b>	<b>0</b>	<b>2</b>	<b>3</b>	<b>8</b>	<b>5</b>	<b>75</b>
<b>&amp; Museums, Islamabad.</b>	Islamabad	8	1	0	1	1	0	0	0	1	0	0	0	0	0	1	0	13
	Punjab	12	1	0	1	2	0	1	1	5	0	4	0	1	2	4	3	37
	Sindh R	0	0	0	0	0	0	0	0	1	0	1	0	0	0	1	0	3
	Sindh U	1	0	0	0	2	0	2	0	1	0	0	0	0	0	1	0	7
	KP	1	4	0	0	0	0	0	0	1	0	1	0	1	0	1	2	11
	Balochistan	0	0	0	0	0	0	0	0	0	0	1	0	0	1	0	0	2
	AJ&K	1	0	0	0	0	0	0	0	0	0	0	0	0	0	0	0	1
	GB	0	0	0	0	0	0	0	0	0	0	0	0	0	0	0	0	0
	FATA	0	0	0	0	0	0	0	0	1	0	0	0	0	0	0	0	1
<b>National Language</b>	<b>TOTAL</b>	<b>24</b>	<b>0</b>	<b>3</b>	<b>0</b>	<b>0</b>	<b>0</b>	<b>7</b>	<b>0</b>	<b>3</b>	<b>0</b>	<b>11</b>	<b>0</b>	<b>0</b>	<b>8</b>	<b>5</b>	<b>14</b>	<b>75</b>
<b>Promotion Department,</b>	Islamabad	5	0	0	0	0	0	0	0	0	0	0	0	0	0	0	0	5
<b>Islamabad.</b>	Punjab	9	0	0	0	0	0	6	0	2	0	6	0	0	6	3	10	42
	Sindh R	1	0	0	0	0	0	1	0	1	0	1	0	0	0	1	2	7
	Sindh U	0	0	0	0	0	0	0	0	0	0	0	0	0	1	1	0	2
	KP	5	0	2	0	0	0	0	0	0	0	3	0	0	1	0	2	13
	Balochistan	0	0	0	0	0	0	0	0	0	0	1	0	0	0	0	0	1
	AJ&K	4	0	1	0	0	0	0	0	0	0	0	0	0	0	0	0	5
	GB	0	0	0	0	0	0	0	0	0	0	0	0	0	0	0	0	0
	FATA	0	0	0	0	0	0	0	0	0	0	0	0	0	0	0	0	0

TABLE-30									
DOMICILE WISE ACTUAL STRENGTH OF EMPLOYEES BY BASIC SCALE AND DIVISIONS / ATTACHED DEPARTMENTS / SUBORDINATE OFFICES									
DIVISION/OFFICE	DOMICILE	BASIC SCALE 17 to 22							G.TOTAL BS 1-22
		17	18	19	20	21	22	TOTAL	
<b>Regional Training Institute,</b>	<b>TOTAL</b>	<b>6</b>	<b>1</b>	<b>0</b>	<b>0</b>	<b>0</b>	<b>0</b>	<b>7</b>	<b>30</b>
<b>Islamabad.</b>	Islamabad	0	0	0	0	0	0	0	3
	Punjab	4	0	0	0	0	0	4	17
	Sindh R	0	0	0	0	0	0	0	0
	Sindh U	0	0	0	0	0	0	0	0
	KP	0	0	0	0	0	0	0	6
	Balochistan	1	0	0	0	0	0	1	2
	AJ&K	1	0	0	0	0	0	1	1
	GB	0	0	0	0	0	0	0	0
	FATA	0	1	0	0	0	0	1	1
<b>27. National History &amp; Literary</b>	<b>G. TOTAL</b>	<b>41</b>	<b>15</b>	<b>9</b>	<b>2</b>	<b>0</b>	<b>1</b>	<b>68</b>	<b>424</b>
<b>Heritage Division</b>	<b>TOTAL</b>	<b>5</b>	<b>6</b>	<b>4</b>	<b>1</b>	<b>0</b>	<b>1</b>	<b>17</b>	<b>105</b>
<b>Main, Islamabad.</b>	Islamabad	0	1	0	1	0	0	2	33
	Punjab	3	4	3	0	0	1	11	44
	Sindh R	2	0	1	0	0	0	3	9
	Sindh U	0	0	0	0	0	0	0	2
	KP	0	1	0	0	0	0	1	12
	Balochistan	0	0	0	0	0	0	0	1
	AJ&K	0	0	0	0	0	0	0	4
	GB	0	0	0	0	0	0	0	0
	FATA	0	0	0	0	0	0	0	0
<b>Department of Archaeology &amp;</b>	<b>TOTAL</b>	<b>6</b>	<b>2</b>	<b>1</b>	<b>0</b>	<b>0</b>	<b>0</b>	<b>9</b>	<b>84</b>
<b>Museums, Islamabad.</b>	Islamabad	0	0	0	0	0	0	0	13
	Punjab	3	2	0	0	0	0	5	42
	Sindh R	0	0	0	0	0	0	0	3
	Sindh U	0	0	0	0	0	0	0	7
	KP	0	0	1	0	0	0	1	12
	Balochistan	0	0	0	0	0	0	0	2
	AJ&K	1	0	0	0	0	0	1	2
	GB	1	0	0	0	0	0	1	1
	FATA	1	0	0	0	0	0	1	2
<b>National Language Promotion</b>	<b>TOTAL</b>	<b>8</b>	<b>4</b>	<b>3</b>	<b>1</b>	<b>0</b>	<b>0</b>	<b>16</b>	<b>91</b>
<b>Department, Islamabad.</b>	Islamabad	0	0	0	0	0	0	0	5
	Punjab	5	2	2	0	0	0	9	51
	Sindh R	1	0	0	0	0	0	1	8
	Sindh U	0	0	0	0	0	0	0	2
	KP	1	1	1	1	0	0	4	17
	Balochistan	1	1	0	0	0	0	2	3
	AJ&K	0	0	0	0	0	0	0	5
	GB	0	0	0	0	0	0	0	0
	FATA	0	0	0	0	0	0	0	0

TABLE-30																		
DOMICILE WISE ACTUAL STRENGTH OF EMPLOYEES BY BASIC SCALE AND DIVISIONS / ATTACHED DEPARTMENTS / SUBORDINATE OFFICES																		
DIVISION/OFFICE	DOMICILE	BASIC SCALE 1 to 16																
		1	2	3	4	5	6	7	8	9	10	11	12	13	14	15	16	TOTAL
<b>National Library of Pakistan,</b>	<b>TOTAL</b>	<b>8</b>	<b>7</b>	<b>9</b>	<b>1</b>	<b>6</b>	<b>0</b>	<b>2</b>	<b>0</b>	<b>11</b>	<b>0</b>	<b>2</b>	<b>2</b>	<b>1</b>	<b>1</b>	<b>0</b>	<b>7</b>	<b>57</b>
<b>Islamabad.</b>	Islamabad	8	4	1	0	5	0	0	0	1	0	1	0	0	0	0	1	21
	Punjab	0	1	5	1	0	0	2	0	5	0	1	2	1	1	0	3	22
	Sindh R	0	0	0	0	0	0	0	0	0	0	0	0	0	0	0	0	0
	Sindh U	0	0	1	0	0	0	0	0	1	0	0	0	0	0	0	1	3
	KP	0	2	1	0	1	0	0	0	2	0	0	0	0	0	0	1	7
	Balochistan	0	0	0	0	0	0	0	0	1	0	0	0	0	0	0	0	1
	AJ&K	0	0	1	0	0	0	0	0	1	0	0	0	0	0	0	1	3
	GB	0	0	0	0	0	0	0	0	0	0	0	0	0	0	0	0	0
	FATA	0	0	0	0	0	0	0	0	0	0	0	0	0	0	0	0	0
<b>Urdu Dictionary Board,</b>	<b>TOTAL</b>	<b>6</b>	<b>3</b>	<b>1</b>	<b>0</b>	<b>0</b>	<b>0</b>	<b>0</b>	<b>0</b>	<b>1</b>	<b>0</b>	<b>1</b>	<b>0</b>	<b>4</b>	<b>1</b>	<b>0</b>	<b>5</b>	<b>22</b>
<b>Karachi.</b>	Islamabad	0	0	0	0	0	0	0	0	0	0	0	0	0	0	0	0	0
	Punjab	0	0	0	0	0	0	0	0	0	0	0	0	0	0	0	2	2
	Sindh R	1	0	0	0	0	0	0	0	0	0	0	0	0	0	0	0	1
	Sindh U	5	1	1	0	0	0	0	0	1	0	1	0	4	1	0	3	17
	KP	0	2	0	0	0	0	0	0	0	0	0	0	0	0	0	0	2
	Balochistan	0	0	0	0	0	0	0	0	0	0	0	0	0	0	0	0	0
	AJ&K	0	0	0	0	0	0	0	0	0	0	0	0	0	0	0	0	0
	GB	0	0	0	0	0	0	0	0	0	0	0	0	0	0	0	0	0
	FATA	0	0	0	0	0	0	0	0	0	0	0	0	0	0	0	0	0
<b>Urdu Science Board,</b>	<b>TOTAL</b>	<b>0</b>	<b>15</b>	<b>1</b>	<b>1</b>	<b>2</b>	<b>0</b>	<b>1</b>	<b>0</b>	<b>2</b>	<b>2</b>	<b>1</b>	<b>3</b>	<b>0</b>	<b>6</b>	<b>2</b>	<b>3</b>	<b>39</b>
<b>Lahore.</b>	Islamabad	0	0	0	0	0	0	0	0	0	0	0	0	0	0	0	0	0
	Punjab	0	8	1	1	2	0	0	0	1	1	1	3	0	5	1	3	27
	Sindh R	0	0	0	0	0	0	0	0	0	0	0	0	0	0	0	0	0
	Sindh U	0	4	0	0	0	0	0	0	1	1	0	0	0	0	0	0	6
	KP	0	1	0	0	0	0	1	0	0	0	0	0	0	1	1	0	4
	Balochistan	0	2	0	0	0	0	0	0	0	0	0	0	0	0	0	0	2
	AJ&K	0	0	0	0	0	0	0	0	0	0	0	0	0	0	0	0	0
	GB	0	0	0	0	0	0	0	0	0	0	0	0	0	0	0	0	0
	FATA	0	0	0	0	0	0	0	0	0	0	0	0	0	0	0	0	0
<b>28. National Security</b>	<b>TOTAL</b>	<b>6</b>	<b>1</b>	<b>2</b>	<b>2</b>	<b>0</b>	<b>0</b>	<b>0</b>	<b>1</b>	<b>0</b>	<b>0</b>	<b>0</b>	<b>0</b>	<b>0</b>	<b>0</b>	<b>0</b>	<b>4</b>	<b>16</b>
<b>Division, Islamabad.</b>	Islamabad	2	0	1	0	0	0	0	0	0	0	0	0	0	0	0	0	3
	Punjab	2	1	1	0	0	0	0	1	0	0	0	0	0	0	0	3	8
	Sindh R	0	0	0	0	0	0	0	0	0	0	0	0	0	0	0	1	1
	Sindh U	0	0	0	0	0	0	0	0	0	0	0	0	0	0	0	0	0
	KP	0	0	0	2	0	0	0	0	0	0	0	0	0	0	0	0	2
	Balochistan	1	0	0	0	0	0	0	0	0	0	0	0	0	0	0	0	1
	AJ&K	1	0	0	0	0	0	0	0	0	0	0	0	0	0	0	0	1
	GB	0	0	0	0	0	0	0	0	0	0	0	0	0	0	0	0	0
	FATA	0	0	0	0	0	0	0	0	0	0	0	0	0	0	0	0	0

TABLE-30									
DOMICILE WISE ACTUAL STRENGTH OF EMPLOYEES BY BASIC SCALE AND DIVISIONS / ATTACHED DEPARTMENTS / SUBORDINATE OFFICES									
DIVISION/OFFICE	DOMICILE	BASIC SCALE 17 to 22						TOTAL	G.TOTAL BS 1-22
		17	18	19	20	21	22		
<b>National Library of Pakistan,</b>	<b>TOTAL</b>	<b>8</b>	<b>1</b>	<b>1</b>	<b>0</b>	<b>0</b>	<b>0</b>	<b>10</b>	<b>67</b>
<b>Islamabad.</b>	Islamabad	0	0	0	0	0	0	0	21
	Punjab	3	0	1	0	0	0	4	26
	Sindh R	3	1	0	0	0	0	4	4
	Sindh U	0	0	0	0	0	0	0	3
	KP	1	0	0	0	0	0	1	8
	Balochistan	0	0	0	0	0	0	0	1
	AJ&K	0	0	0	0	0	0	0	3
	GB	1	0	0	0	0	0	1	1
	FATA	0	0	0	0	0	0	0	0
<b>Urdu Dictionary Board, Karachi.</b>	<b>TOTAL</b>	<b>4</b>	<b>2</b>	<b>0</b>	<b>0</b>	<b>0</b>	<b>0</b>	<b>6</b>	<b>28</b>
	Islamabad	0	0	0	0	0	0	0	0
	Punjab	0	1	0	0	0	0	1	3
	Sindh R	0	0	0	0	0	0	0	1
	Sindh U	4	1	0	0	0	0	5	22
	KP	0	0	0	0	0	0	0	2
	Balochistan	0	0	0	0	0	0	0	0
	AJ&K	0	0	0	0	0	0	0	0
	GB	0	0	0	0	0	0	0	0
	FATA	0	0	0	0	0	0	0	0
<b>Urdu Science Board, Lahore.</b>	<b>TOTAL</b>	<b>10</b>	<b>0</b>	<b>0</b>	<b>0</b>	<b>0</b>	<b>0</b>	<b>10</b>	<b>49</b>
	Islamabad	0	0	0	0	0	0	0	0
	Punjab	7	0	0	0	0	0	7	34
	Sindh R	1	0	0	0	0	0	1	1
	Sindh U	0	0	0	0	0	0	0	6
	KP	1	0	0	0	0	0	1	5
	Balochistan	1	0	0	0	0	0	1	3
	AJ&K	0	0	0	0	0	0	0	0
	GB	0	0	0	0	0	0	0	0
	FATA	0	0	0	0	0	0	0	0
<b>28. National Security Division</b>	<b>TOTAL</b>	<b>1</b>	<b>1</b>	<b>2</b>	<b>1</b>	<b>1</b>	<b>1</b>	<b>7</b>	<b>23</b>
<b>Islamabad.</b>	Islamabad	0	0	1	0	0	0	1	4
	Punjab	1	0	0	0	1	1	3	11
	Sindh R	0	0	1	1	0	0	2	3
	Sindh U	0	0	0	0	0	0	0	0
	KP	0	0	0	0	0	0	0	2
	Balochistan	0	1	0	0	0	0	1	2
	AJ&K	0	0	0	0	0	0	0	1
	GB	0	0	0	0	0	0	0	0
	FATA	0	0	0	0	0	0	0	0

TABLE-30																		
DOMICILE WISE ACTUAL STRENGTH OF EMPLOYEES BY BASIC SCALE AND DIVISIONS / ATTACHED DEPARTMENTS / SUBORDINATE OFFICES																		
DIVISION/OFFICE	DOMICILE	BASIC SCALE 1 to 16																
		1	2	3	4	5	6	7	8	9	10	11	12	13	14	15	16	TOTAL
<b>29. Overseas Pakistanis and</b>	<b>G. TOTAL</b>	<b>91</b>	<b>55</b>	<b>68</b>	<b>31</b>	<b>5</b>	<b>0</b>	<b>35</b>	<b>0</b>	<b>58</b>	<b>2</b>	<b>40</b>	<b>29</b>	<b>0</b>	<b>66</b>	<b>38</b>	<b>83</b>	<b>601</b>
<b>Human Resource</b>	<b>TOTAL</b>	<b>9</b>	<b>0</b>	<b>68</b>	<b>1</b>	<b>0</b>	<b>0</b>	<b>22</b>	<b>0</b>	<b>21</b>	<b>0</b>	<b>10</b>	<b>0</b>	<b>0</b>	<b>26</b>	<b>0</b>	<b>53</b>	<b>210</b>
<b>Development Division</b>	Islamabad	6	0	8	0	0	0	0	0	4	0	2	0	0	3	0	3	26
<b>Main, Islamabad.</b>	Punjab	2	0	34	0	0	0	9	0	12	0	7	0	0	11	0	29	104
	Sindh R	0	0	0	0	0	0	3	0	1	0	0	0	0	2	0	2	8
	Sindh U	0	0	0	1	0	0	0	0	1	0	0	0	0	1	0	4	7
	KP	1	0	18	0	0	0	7	0	1	0	1	0	0	6	0	10	44
	Balochistan	0	0	7	0	0	0	1	0	0	0	0	0	0	1	0	2	11
	AJ&K	0	0	1	0	0	0	1	0	2	0	0	0	0	1	0	2	7
	GB	0	0	0	0	0	0	1	0	0	0	0	0	0	0	0	0	1
	FATA	0	0	0	0	0	0	0	0	0	0	0	0	0	1	0	1	2
<b>Bureau of Emigration &amp;</b>	<b>TOTAL</b>	<b>82</b>	<b>1</b>	<b>0</b>	<b>18</b>	<b>0</b>	<b>0</b>	<b>0</b>	<b>0</b>	<b>31</b>	<b>0</b>	<b>23</b>	<b>29</b>	<b>0</b>	<b>27</b>	<b>37</b>	<b>20</b>	<b>268</b>
<b>Overseas Employment,</b>	Islamabad	16	0	0	1	0	0	0	0	1	0	1	4	0	0	2	1	26
<b>Islamabad.</b>	Punjab	33	1	0	7	0	0	0	0	14	0	13	13	0	8	18	11	118
	Sindh R	5	0	0	3	0	0	0	0	2	0	1	6	0	13	3	3	36
	Sindh U	7	0	0	1	0	0	0	0	2	0	1	2	0	2	3	2	20
	KP	15	0	0	5	0	0	0	0	7	0	5	3	0	3	5	3	46
	Balochistan	5	0	0	1	0	0	0	0	2	0	2	0	0	1	4	0	15
	AJ&K	0	0	0	0	0	0	0	0	1	0	0	1	0	0	1	0	3
	GB	1	0	0	0	0	0	0	0	0	0	0	0	0	0	0	0	1
	FATA	0	0	0	0	0	0	0	0	2	0	0	0	0	0	1	0	3
<b>National Industrial</b>	<b>TOTAL</b>	<b>0</b>	<b>54</b>	<b>0</b>	<b>12</b>	<b>5</b>	<b>0</b>	<b>13</b>	<b>0</b>	<b>6</b>	<b>2</b>	<b>7</b>	<b>0</b>	<b>0</b>	<b>13</b>	<b>1</b>	<b>10</b>	<b>123</b>
<b>Relations Commission,</b>	Islamabad	0	19	0	3	1	0	3	0	3	1	1	0	0	2	1	2	36
<b>Islamabad.</b>	Punjab	0	10	0	2	2	0	4	0	2	0	2	0	0	6	0	4	32
	Sindh R	0	4	0	2	1	0	1	0	0	0	0	0	0	1	0	1	10
	Sindh U	0	5	0	0	0	0	0	0	0	0	0	0	0	0	0	0	5
	KP	0	8	0	2	1	0	4	0	1	1	1	0	0	1	0	2	21
	Balochistan	0	3	0	1	0	0	1	0	0	0	1	0	0	1	0	1	8
	AJ&K	0	5	0	2	0	0	0	0	0	0	0	0	0	2	0	0	9
	GB	0	0	0	0	0	0	0	0	0	0	2	0	0	0	0	0	2
	FATA	0	0	0	0	0	0	0	0	0	0	0	0	0	0	0	0	0
<b>30. Parliamentary Affairs</b>	<b>TOTAL</b>	<b>42</b>	<b>7</b>	<b>0</b>	<b>14</b>	<b>0</b>	<b>0</b>	<b>0</b>	<b>0</b>	<b>11</b>	<b>0</b>	<b>9</b>	<b>0</b>	<b>0</b>	<b>12</b>	<b>15</b>	<b>22</b>	<b>132</b>
<b>Division, Islamabad.</b>	Islamabad	12	0	0	0	0	0	0	0	2	0	0	0	0	0	1	1	16
	Punjab	22	4	0	11	0	0	0	0	6	0	5	0	0	4	10	11	73
	Sindh R	0	0	0	0	0	0	0	0	1	0	1	0	0	1	0	2	5
	Sindh U	0	0	0	0	0	0	0	0	1	0	0	0	0	2	1	1	5
	KP	6	1	0	1	0	0	0	0	0	0	3	0	0	3	2	5	21
	Balochistan	0	0	0	0	0	0	0	0	1	0	0	0	0	1	0	1	3
	AJ&K	1	2	0	1	0	0	0	0	0	0	0	0	0	1	1	1	7
	GB	1	0	0	1	0	0	0	0	0	0	0	0	0	0	0	0	2
	FATA	0	0	0	0	0	0	0	0	0	0	0	0	0	0	0	0	0

TABLE-30									
DOMICILE WISE ACTUAL STRENGTH OF EMPLOYEES BY BASIC SCALE AND DIVISIONS / ATTACHED DEPARTMENTS / SUBORDINATE OFFICES									
DIVISION/OFFICE	DOMICILE	BASIC SCALE 17 to 22							G.TOTAL BS 1-22
		17	18	19	20	21	22	TOTAL	
<b>29. Overseas Pakistanis and Human Resource Development Division</b>	<b>G. TOTAL</b>	<b>45</b>	<b>37</b>	<b>12</b>	<b>0</b>	<b>11</b>	<b>2</b>	<b>107</b>	<b>708</b>
<b>Resource Development Division</b>	<b>TOTAL</b>	<b>6</b>	<b>17</b>	<b>7</b>	<b>0</b>	<b>2</b>	<b>1</b>	<b>33</b>	<b>243</b>
<b>Main, Islamabad.</b>	Islamabad	0	0	0	0	0	0	0	26
	Punjab	4	14	5	0	1	1	25	129
	Sindh R	1	1	0	0	0	0	2	10
	Sindh U	0	0	0	0	0	0	0	7
	KP	1	1	2	0	1	0	5	49
	Balochistan	0	0	0	0	0	0	0	11
	AJ&K	0	0	0	0	0	0	0	7
	GB	0	0	0	0	0	0	0	1
	FATA	0	1	0	0	0	0	1	3
<b>Bureau of Emigration &amp; Overseas Employment, Islamabad.</b>	<b>TOTAL</b>	<b>30</b>	<b>20</b>	<b>4</b>	<b>0</b>	<b>1</b>	<b>0</b>	<b>55</b>	<b>323</b>
	Islamabad	3	0	0	0	0	0	3	29
	Punjab	11	11	1	0	0	0	23	141
	Sindh R	4	4	1	0	0	0	9	45
	Sindh U	2	2	0	0	0	0	4	24
	KP	5	2	2	0	1	0	10	56
	Balochistan	3	1	0	0	0	0	4	19
	AJ&K	2	0	0	0	0	0	2	5
	GB	0	0	0	0	0	0	0	1
	FATA	0	0	0	0	0	0	0	3
<b>National Industrial Relations Commission, Islamabad.</b>	<b>TOTAL</b>	<b>9</b>	<b>0</b>	<b>1</b>	<b>0</b>	<b>8</b>	<b>1</b>	<b>19</b>	<b>142</b>
	Islamabad	2	0	0	0	0	0	2	38
	Punjab	4	0	0	0	4	0	8	40
	Sindh R	2	0	0	0	1	0	3	13
	Sindh U	0	0	0	0	1	0	1	6
	KP	1	0	1	0	1	1	4	25
	Balochistan	0	0	0	0	1	0	1	9
	AJ&K	0	0	0	0	0	0	0	9
	GB	0	0	0	0	0	0	0	2
	FATA	0	0	0	0	0	0	0	0
<b>30. Parliamentary Affairs Division, Islamabad.</b>	<b>TOTAL</b>	<b>19</b>	<b>3</b>	<b>7</b>	<b>3</b>	<b>1</b>	<b>1</b>	<b>34</b>	<b>166</b>
	Islamabad	0	0	0	0	0	0	0	16
	Punjab	14	2	4	3	1	1	25	98
	Sindh R	1	1	1	0	0	0	3	8
	Sindh U	1	0	0	0	0	0	1	6
	KP	2	0	2	0	0	0	4	25
	Balochistan	1	0	0	0	0	0	1	4
	AJ&K	0	0	0	0	0	0	0	7
	GB	0	0	0	0	0	0	0	2
	FATA	0	0	0	0	0	0	0	0

**TABLE-30**  
**DOMICILE WISE ACTUAL STRENGTH OF EMPLOYEES BY BASIC SCALE AND DIVISIONS / ATTACHED DEPARTMENTS / SUBORDINATE OFFICES**

DIVISION/OFFICE	DOMICILE	BASIC SCALE 1 to 16																TOTAL
		1	2	3	4	5	6	7	8	9	10	11	12	13	14	15	16	
<b>31. Petroleum Division</b>	<b>G. TOTAL</b>	<b>371</b>	<b>22</b>	<b>45</b>	<b>80</b>	<b>16</b>	<b>7</b>	<b>57</b>	<b>0</b>	<b>84</b>	<b>3</b>	<b>53</b>	<b>2</b>	<b>2</b>	<b>46</b>	<b>28</b>	<b>103</b>	<b>919</b>
<b>Main, Islamabad.</b>	<b>TOTAL</b>	<b>84</b>	<b>1</b>	<b>4</b>	<b>15</b>	<b>1</b>	<b>0</b>	<b>0</b>	<b>0</b>	<b>25</b>	<b>0</b>	<b>10</b>	<b>0</b>	<b>0</b>	<b>27</b>	<b>7</b>	<b>52</b>	<b>226</b>
	Islamabad	15	0	0	1	0	0	0	0	5	0	0	0	0	1	0	8	30
	Punjab	52	0	3	6	1	0	0	0	11	0	7	0	0	18	6	21	125
	Sindh R	2	0	0	0	0	0	0	0	2	0	1	0	0	2	0	4	11
	Sindh U	0	0	0	1	0	0	0	0	2	0	0	0	0	1	0	4	8
	KP	12	0	1	4	0	0	0	0	3	0	2	0	0	2	1	11	36
	Balochistan	0	0	0	1	0	0	0	0	1	0	0	0	0	1	0	0	3
	AJ&K	1	1	0	1	0	0	0	0	1	0	0	0	0	1	0	0	5
	GB	2	0	0	1	0	0	0	0	0	0	0	0	0	1	0	1	5
	FATA	0	0	0	0	0	0	0	0	0	0	0	0	0	0	0	3	3
<b>Central Inspectorate of</b>	<b>TOTAL</b>	<b>0</b>	<b>3</b>	<b>0</b>	<b>1</b>	<b>1</b>	<b>0</b>	<b>1</b>	<b>0</b>	<b>1</b>	<b>0</b>	<b>2</b>	<b>0</b>	<b>0</b>	<b>1</b>	<b>0</b>	<b>1</b>	<b>11</b>
<b>Mines, Islamabad.</b>	Islamabad	0	1	0	0	0	0	0	0	0	0	0	0	0	0	0	0	1
	Punjab	0	2	0	1	1	0	0	0	1	0	2	0	0	1	0	1	9
	Sindh R	0	0	0	0	0	0	0	0	0	0	0	0	0	0	0	0	0
	Sindh U	0	0	0	0	0	0	0	0	0	0	0	0	0	0	0	0	0
	KP	0	0	0	0	0	0	1	0	0	0	0	0	0	0	0	0	1
	Balochistan	0	0	0	0	0	0	0	0	0	0	0	0	0	0	0	0	0
	AJ&K	0	0	0	0	0	0	0	0	0	0	0	0	0	0	0	0	0
	GB	0	0	0	0	0	0	0	0	0	0	0	0	0	0	0	0	0
	FATA	0	0	0	0	0	0	0	0	0	0	0	0	0	0	0	0	0
<b>Geological Survey of</b>	<b>TOTAL</b>	<b>287</b>	<b>18</b>	<b>41</b>	<b>64</b>	<b>14</b>	<b>7</b>	<b>56</b>	<b>0</b>	<b>58</b>	<b>3</b>	<b>41</b>	<b>2</b>	<b>2</b>	<b>18</b>	<b>21</b>	<b>50</b>	<b>682</b>
<b>Pakistan, Quetta.</b>	Islamabad	18	2	0	0	0	0	0	0	2	0	2	0	0	0	0	0	24
	Punjab	54	6	21	17	4	5	31	0	30	2	22	1	1	7	9	22	232
	Sindh R	18	1	8	2	2	1	6	0	8	0	3	1	0	1	4	4	59
	Sindh U	23	3	0	6	0	0	3	0	0	0	4	0	0	2	1	6	48
	KP	34	1	3	10	0	1	4	0	7	0	4	0	0	4	4	6	78
	Balochistan	121	5	8	23	6	0	10	0	11	1	4	0	1	4	3	9	206
	AJ&K	15	0	0	5	1	0	0	0	0	0	1	0	0	0	0	1	23
	GB	2	0	0	0	0	0	0	0	0	0	0	0	0	0	0	1	3
	FATA	2	0	1	1	1	0	2	0	0	0	1	0	0	0	0	1	9
<b>32. Planning Development</b>	<b>G. TOTAL</b>	<b>453</b>	<b>216</b>	<b>197</b>	<b>149</b>	<b>699</b>	<b>316</b>	<b>1000</b>	<b>319</b>	<b>379</b>	<b>61</b>	<b>351</b>	<b>117</b>	<b>114</b>	<b>331</b>	<b>188</b>	<b>351</b>	<b>5241</b>
<b>and Reform Division</b>	<b>TOTAL</b>	<b>203</b>	<b>16</b>	<b>0</b>	<b>32</b>	<b>1</b>	<b>0</b>	<b>0</b>	<b>0</b>	<b>58</b>	<b>0</b>	<b>25</b>	<b>0</b>	<b>1</b>	<b>13</b>	<b>59</b>	<b>89</b>	<b>497</b>
<b>Main, Islamabad.</b>	Islamabad	50	0	0	2	1	0	0	0	3	0	0	0	0	0	0	0	56
	Punjab	107	10	0	15	0	0	0	0	35	0	15	0	1	5	33	48	269
	Sindh R	3	0	0	0	0	0	0	0	6	0	2	0	0	1	6	14	32
	Sindh U	0	0	0	4	0	0	0	0	2	0	0	0	0	1	4	3	14
	KP	25	3	0	7	0	0	0	0	7	0	2	0	0	1	10	16	71
	Balochistan	0	0	0	1	0	0	0	0	2	0	1	0	0	5	2	2	13
	AJ&K	17	3	0	2	0	0	0	0	2	0	5	0	0	0	1	2	32
	GB	0	0	0	1	0	0	0	0	1	0	0	0	0	0	1	1	4
	FATA	1	0	0	0	0	0	0	0	0	0	0	0	0	0	2	3	6

**TABLE-30**  
**DOMICILE WISE ACTUAL STRENGTH OF EMPLOYEES BY BASIC SCALE AND DIVISIONS / ATTACHED DEPARTMENTS /SUBORDINATE OFFICES**

DIVISION/OFFICE	DOMICILE	BASIC SCALE 17 to 22							G.TOTAL BS 1-22
		17	18	19	20	21	22	TOTAL	
<b>31. Petroleum Division</b>	<b>G. TOTAL</b>	<b>129</b>	<b>59</b>	<b>21</b>	<b>6</b>	<b>2</b>	<b>1</b>	<b>218</b>	<b>1137</b>
<b>Main, Islamabad.</b>	<b>TOTAL</b>	<b>20</b>	<b>18</b>	<b>9</b>	<b>6</b>	<b>2</b>	<b>1</b>	<b>56</b>	<b>282</b>
	Islamabad	1	0	0	0	0	0	1	31
	Punjab	11	10	5	3	1	1	31	156
	Sindh R	0	4	2	1	0	0	7	18
	Sindh U	3	1	0	1	0	0	5	13
	KP	3	2	0	1	1	0	7	43
	Balochistan	1	0	2	0	0	0	3	6
	AJ&K	1	1	0	0	0	0	2	7
	GB	0	0	0	0	0	0	0	5
	FATA	0	0	0	0	0	0	0	3
<b>Central Inspectorate of Mines,</b>	<b>TOTAL</b>	<b>1</b>	<b>1</b>	<b>0</b>	<b>0</b>	<b>0</b>	<b>0</b>	<b>2</b>	<b>13</b>
<b>Islamabad.</b>	Islamabad	0	0	0	0	0	0	0	1
	Punjab	1	0	0	0	0	0	1	10
	Sindh R	0	1	0	0	0	0	1	1
	Sindh U	0	0	0	0	0	0	0	0
	KP	0	0	0	0	0	0	0	1
	Balochistan	0	0	0	0	0	0	0	0
	AJ&K	0	0	0	0	0	0	0	0
	GB	0	0	0	0	0	0	0	0
	FATA	0	0	0	0	0	0	0	0
<b>Geological Survey of Pakistan, Quetta.</b>	<b>TOTAL</b>	<b>108</b>	<b>40</b>	<b>12</b>	<b>0</b>	<b>0</b>	<b>0</b>	<b>160</b>	<b>842</b>
	Islamabad	0	0	0	0	0	0	0	24
	Punjab	60	20	4	0	0	0	84	316
	Sindh R	14	5	0	0	0	0	19	78
	Sindh U	9	2	3	0	0	0	14	62
	KP	11	9	2	0	0	0	22	100
	Balochistan	6	1	1	0	0	0	8	214
	AJ&K	4	1	2	0	0	0	7	30
	GB	1	1	0	0	0	0	2	5
	FATA	3	1	0	0	0	0	4	13
<b>32. Planning Development and</b>	<b>G. TOTAL</b>	<b>216</b>	<b>203</b>	<b>141</b>	<b>46</b>	<b>8</b>	<b>2</b>	<b>616</b>	<b>5857</b>
<b>Reform Division</b>	<b>TOTAL</b>	<b>66</b>	<b>107</b>	<b>48</b>	<b>30</b>	<b>7</b>	<b>2</b>	<b>260</b>	<b>757</b>
<b>Main, Islamabad.</b>	Islamabad	1	0	1	0	0	0	2	58
	Punjab	37	55	20	17	3	2	134	403
	Sindh R	6	12	8	4	0	0	30	62
	Sindh U	6	8	5	1	1	0	21	35
	KP	8	18	9	6	2	0	43	114
	Balochistan	3	6	3	0	0	0	12	25
	AJ&K	2	4	0	1	1	0	8	40
	GB	2	0	0	1	0	0	3	7
	FATA	1	4	2	0	0	0	7	13



**TABLE-30**  
**DOMICILE WISE ACTUAL STRENGTH OF EMPLOYEES BY BASIC SCALE AND DIVISIONS / ATTACHED DEPARTMENTS / SUBORDINATE OFFICES**

DIVISION/OFFICE	DOMICILE	BASIC SCALE 1 to 16																		
		1	2	3	4	5	6	7	8	9	10	11	12	13	14	15	16	TOTAL		
<b>Jawaid Azfar Computer Centre, Islamabad.</b>	<b>TOTAL</b>	<b>4</b>	<b>0</b>	<b>0</b>	<b>0</b>	<b>0</b>	<b>0</b>	<b>0</b>	<b>0</b>	<b>0</b>	<b>0</b>	<b>1</b>	<b>0</b>	<b>0</b>	<b>0</b>	<b>1</b>	<b>2</b>	<b>8</b>		
	Islamabad	1	0	0	0	0	0	0	0	0	0	0	1	0	0	0	0	1	3	
	Punjab	3	0	0	0	0	0	0	0	0	0	0	0	0	0	0	0	0	0	3
	Sindh R	0	0	0	0	0	0	0	0	0	0	0	0	0	0	0	0	0	0	0
	Sindh U	0	0	0	0	0	0	0	0	0	0	0	0	0	0	0	0	1	1	
	KP	0	0	0	0	0	0	0	0	0	0	0	0	0	0	0	1	0	1	
	Balochistan	0	0	0	0	0	0	0	0	0	0	0	0	0	0	0	0	0	0	0
	AJ&K	0	0	0	0	0	0	0	0	0	0	0	0	0	0	0	0	0	0	0
	GB	0	0	0	0	0	0	0	0	0	0	0	0	0	0	0	0	0	0	0
	FATA	0	0	0	0	0	0	0	0	0	0	0	0	0	0	0	0	0	0	0
<b>National Logistic Cell, Rawalpindi.</b>	<b>TOTAL</b>	<b>234</b>	<b>195</b>	<b>197</b>	<b>115</b>	<b>697</b>	<b>316</b>	<b>1000</b>	<b>319</b>	<b>321</b>	<b>61</b>	<b>325</b>	<b>116</b>	<b>113</b>	<b>317</b>	<b>128</b>	<b>259</b>	<b>4713</b>		
Islamabad	1	2	2	1	4	2	7	0	0	0	0	1	1	2	1	1	1	25		
Punjab	132	136	137	60	453	224	647	210	197	39	182	83	79	188	74	178	3019			
Sindh R	20	23	11	8	50	9	100	30	31	6	35	6	8	28	13	20	398			
Sindh U	20	10	10	12	29	10	67	27	40	3	28	6	8	35	12	15	332			
KP	30	11	20	16	87	33	110	28	33	8	59	10	14	41	21	30	551			
Balochistan	18	6	3	7	8	4	13	9	7	0	6	2	2	4	0	4	93			
AJ&K	3	5	8	4	15	12	30	11	6	2	6	2	1	9	4	4	122			
GB	8	1	1	6	12	5	17	3	3	2	6	2	0	6	1	4	77			
FATA	2	1	5	1	39	17	9	1	4	1	3	4	0	4	2	3	96			
<b>Pakistan Planning and Management Institute, Islamabad.</b>	<b>TOTAL</b>	<b>12</b>	<b>5</b>	<b>0</b>	<b>2</b>	<b>1</b>	<b>0</b>	<b>0</b>	<b>0</b>	<b>0</b>	<b>0</b>	<b>0</b>	<b>1</b>	<b>0</b>	<b>1</b>	<b>0</b>	<b>1</b>	<b>23</b>		
Islamabad	2	0	0	0	0	0	0	0	0	0	0	0	0	0	0	0	1	3		
Punjab	6	2	0	2	1	0	0	0	0	0	0	0	0	0	0	0	0	11		
Sindh R	1	0	0	0	0	0	0	0	0	0	0	0	0	0	0	0	0	1		
Sindh U	0	0	0	0	0	0	0	0	0	0	0	0	0	0	0	0	0	0		
KP	2	1	0	0	0	0	0	0	0	0	0	1	0	1	0	0	5			
Balochistan	0	0	0	0	0	0	0	0	0	0	0	0	0	0	0	0	0	0		
AJ&K	1	1	0	0	0	0	0	0	0	0	0	0	0	0	0	0	0	2		
GB	0	1	0	0	0	0	0	0	0	0	0	0	0	0	0	0	0	1		
FATA	0	0	0	0	0	0	0	0	0	0	0	0	0	0	0	0	0	0		
<b>33 Privatization Division, Islamabad.</b>	<b>TOTAL</b>	<b>20</b>	<b>0</b>	<b>3</b>	<b>6</b>	<b>0</b>	<b>0</b>	<b>1</b>	<b>0</b>	<b>13</b>	<b>0</b>	<b>2</b>	<b>0</b>	<b>0</b>	<b>3</b>	<b>0</b>	<b>15</b>	<b>63</b>		
Islamabad	2	0	0	1	0	0	0	0	0	1	0	0	0	0	2	0	1	7		
Punjab	11	0	3	3	0	0	1	0	8	0	2	0	0	0	0	0	8	36		
Sindh R	2	0	0	2	0	0	0	0	1	0	0	0	0	1	0	1	7			
Sindh U	0	0	0	0	0	0	0	0	0	0	0	0	0	0	0	0	0	0		
KP	5	0	0	0	0	0	0	0	2	0	0	0	0	0	0	5	12			
Balochistan	0	0	0	0	0	0	0	0	1	0	0	0	0	0	0	0	1			
AJ&K	0	0	0	0	0	0	0	0	0	0	0	0	0	0	0	0	0	0		
GB	0	0	0	0	0	0	0	0	0	0	0	0	0	0	0	0	0	0		
FATA	0	0	0	0	0	0	0	0	0	0	0	0	0	0	0	0	0	0		

**TABLE-30**  
**DOMICILE WISE ACTUAL STRENGTH OF EMPLOYEES BY BASIC SCALE AND DIVISIONS / ATTACHED DEPARTMENTS /SUBORDINATE OFFICES**

DIVISION/OFFICE	DOMICILE	BASIC SCALE 17 to 22						TOTAL	G.TOTAL BS 1-22
		17	18	19	20	21	22		
<b>Jawaid Azfar Computer Centre,</b>	<b>TOTAL</b>	<b>1</b>	<b>0</b>	<b>0</b>	<b>0</b>	<b>0</b>	<b>0</b>	<b>1</b>	<b>9</b>
<b>Islamabad.</b>	Islamabad	1	0	0	0	0	0	1	4
	Punjab	0	0	0	0	0	0	0	3
	Sindh R	0	0	0	0	0	0	0	0
	Sindh U	0	0	0	0	0	0	0	1
	KP	0	0	0	0	0	0	0	1
	Balochistan	0	0	0	0	0	0	0	0
	AJ&K	0	0	0	0	0	0	0	0
	GB	0	0	0	0	0	0	0	0
	FATA	0	0	0	0	0	0	0	0
<b>National Logistic Cell, Rawalpindi.</b>	<b>TOTAL</b>	<b>148</b>	<b>95</b>	<b>93</b>	<b>16</b>	<b>1</b>	<b>0</b>	<b>353</b>	<b>5066</b>
	Islamabad	4	1	3	1	0	0	9	34
	Punjab	94	70	60	15	1	0	240	3259
	Sindh R	7	5	6	0	0	0	18	416
	Sindh U	10	4	6	0	0	0	20	352
	KP	25	12	11	0	0	0	48	599
	Balochistan	4	1	0	0	0	0	5	98
	AJ&K	4	0	3	0	0	0	7	129
	GB	0	0	2	0	0	0	2	79
	FATA	0	2	2	0	0	0	4	100
<b>Pakistan Planning and Management</b>	<b>TOTAL</b>	<b>1</b>	<b>1</b>	<b>0</b>	<b>0</b>	<b>0</b>	<b>0</b>	<b>2</b>	<b>25</b>
<b>Institute, Islamabad.</b>	Islamabad	0	0	0	0	0	0	0	3
	Punjab	0	1	0	0	0	0	1	12
	Sindh R	0	0	0	0	0	0	0	1
	Sindh U	0	0	0	0	0	0	0	0
	KP	1	0	0	0	0	0	1	6
	Balochistan	0	0	0	0	0	0	0	0
	AJ&K	0	0	0	0	0	0	0	2
	GB	0	0	0	0	0	0	0	1
	FATA	0	0	0	0	0	0	0	0
<b>33. Privatization Division,</b>	<b>TOTAL</b>	<b>2</b>	<b>2</b>	<b>2</b>	<b>1</b>	<b>0</b>	<b>1</b>	<b>8</b>	<b>71</b>
<b>Islamabad.</b>	Islamabad	0	0	0	0	0	0	0	7
	Punjab	2	1	1	0	0	1	5	41
	Sindh R	0	0	0	0	0	0	0	7
	Sindh U	0	0	0	0	0	0	0	0
	KP	0	0	1	1	0	0	2	14
	Balochistan	0	1	0	0	0	0	1	2
	AJ&K	0	0	0	0	0	0	0	0
	GB	0	0	0	0	0	0	0	0
	FATA	0	0	0	0	0	0	0	0

**TABLE-30**  
**DOMICILE WISE ACTUAL STRENGTH OF EMPLOYEES BY BASIC SCALE AND DIVISIONS / ATTACHED DEPARTMENTS / SUBORDINATE OFFICES**

DIVISION/OFFICE	DOMICILE	BASIC SCALE 1 to 16																TOTAL
		1	2	3	4	5	6	7	8	9	10	11	12	13	14	15	16	
<b>34. Postal Services Division</b>	<b>G. TOTAL</b>	<b>1423</b>	<b>5671</b>	<b>625</b>	<b>548</b>	<b>136</b>	<b>193</b>	<b>6103</b>	<b>630</b>	<b>11906</b>	<b>26</b>	<b>515</b>	<b>135</b>	<b>0</b>	<b>1148</b>	<b>30</b>	<b>44</b>	<b>29133</b>
<b>Main, Islamabad.</b>	<b>TOTAL</b>	<b>0</b>	<b>0</b>	<b>15</b>	<b>0</b>	<b>4</b>	<b>0</b>	<b>0</b>	<b>0</b>	<b>2</b>	<b>0</b>	<b>1</b>	<b>0</b>	<b>0</b>	<b>0</b>	<b>1</b>	<b>3</b>	<b>26</b>
	Islamabad	0	0	10	0	1	0	0	0	0	0	0	0	0	0	0	0	11
	Punjab	0	0	3	0	2	0	0	0	1	0	1	0	0	0	0	2	9
	Sindh R	0	0	0	0	0	0	0	0	0	0	0	0	0	0	0	1	1
	Sindh U	0	0	0	0	0	0	0	0	0	0	0	0	0	0	0	0	0
	KP	0	0	0	0	1	0	0	0	0	0	0	0	0	0	0	0	1
	Balochistan	0	0	0	0	0	0	0	0	0	0	0	0	0	0	0	0	0
	AJ&K	0	0	2	0	0	0	0	0	1	0	0	0	0	0	1	0	4
	GB	0	0	0	0	0	0	0	0	0	0	0	0	0	0	0	0	0
	FATA	0	0	0	0	0	0	0	0	0	0	0	0	0	0	0	0	0
<b>Pakistan Post Office</b>	<b>TOTAL</b>	<b>1423</b>	<b>5671</b>	<b>610</b>	<b>548</b>	<b>132</b>	<b>193</b>	<b>6103</b>	<b>630</b>	<b>11904</b>	<b>26</b>	<b>514</b>	<b>135</b>	<b>0</b>	<b>1148</b>	<b>29</b>	<b>41</b>	<b>29107</b>
<b>Department, (Over all Pakistan).</b>	Islamabad	56	74	11	9	2	2	64	85	102	13	0	12	0	7	0	3	440
	Punjab	759	3099	301	294	85	120	3391	284	6540	7	204	67	0	696	15	26	15888
	Sindh R	215	910	97	74	7	40	1011	93	2295	3	207	19	0	145	5	2	5123
	Sindh U	64	402	29	46	3	2	358	36	706	1	34	11	0	76	3	0	1771
	KP	202	612	139	86	30	18	772	70	1407	2	27	19	0	144	4	7	3539
	Balochistan	78	227	17	22	3	10	243	22	466	0	22	1	0	33	2	1	1147
	AJ&K	31	147	14	13	2	1	216	25	300	0	18	3	0	35	0	2	807
	GB	16	200	2	3	0	0	47	15	81	0	1	1	0	9	0	0	375
	FATA	2	0	0	1	0	0	1	0	7	0	1	2	0	3	0	0	17
<b>35. Power Division Islamabad</b>	<b>TOTAL</b>	<b>0</b>	<b>31</b>	<b>0</b>	<b>0</b>	<b>0</b>	<b>0</b>	<b>10</b>	<b>0</b>	<b>10</b>	<b>0</b>	<b>4</b>	<b>0</b>	<b>0</b>	<b>2</b>	<b>0</b>	<b>28</b>	<b>85</b>
	Islamabad	0	11	0	0	0	0	1	0	3	0	0	0	0	1	0	5	21
	Punjab	0	11	0	0	0	0	3	0	5	0	1	0	0	0	0	10	30
	Sindh R	0	1	0	0	0	0	1	0	0	0	0	0	0	1	0	4	7
	Sindh U	0	0	0	0	0	0	0	0	0	0	0	0	0	0	0	0	0
	KP	0	4	0	0	0	0	5	0	1	0	3	0	0	0	0	6	19
	Balochistan	0	0	0	0	0	0	0	0	0	0	0	0	0	0	0	0	0
	AJ&K	0	4	0	0	0	0	0	0	1	0	0	0	0	0	0	2	7
	GB	0	0	0	0	0	0	0	0	0	0	0	0	0	0	0	0	0
	FATA	0	0	0	0	0	0	0	0	0	0	0	0	0	0	0	1	1
<b>36. Religious Affairs and</b>	<b>G. TOTAL</b>	<b>92</b>	<b>43</b>	<b>10</b>	<b>32</b>	<b>15</b>	<b>4</b>	<b>5</b>	<b>0</b>	<b>46</b>	<b>0</b>	<b>31</b>	<b>3</b>	<b>0</b>	<b>24</b>	<b>32</b>	<b>62</b>	<b>399</b>
<b>Inter-faith Harmony</b>	<b>TOTAL</b>	<b>54</b>	<b>25</b>	<b>2</b>	<b>18</b>	<b>3</b>	<b>3</b>	<b>3</b>	<b>0</b>	<b>30</b>	<b>0</b>	<b>14</b>	<b>3</b>	<b>0</b>	<b>18</b>	<b>29</b>	<b>38</b>	<b>240</b>
<b>Division</b>	Islamabad	15	10	0	1	1	0	1	0	6	0	0	1	0	3	1	3	42
<b>Main, Islamabad.</b>	Punjab	26	8	0	12	2	2	1	0	16	0	11	0	0	10	15	16	119
	Sindh R	2	0	0	0	0	0	0	0	2	0	0	1	0	0	2	3	10
	Sindh U	0	0	0	1	0	0	0	0	1	0	1	0	0	1	0	3	7
	KP	5	4	2	4	0	1	1	0	4	0	2	1	0	1	5	9	39
	Balochistan	1	0	0	0	0	0	0	0	0	0	0	0	0	1	2	0	4
	AJ&K	4	3	0	0	0	0	0	0	1	0	0	0	0	1	2	3	14
	GB	1	0	0	0	0	0	0	0	0	0	0	0	0	0	2	0	3
	FATA	0	0	0	0	0	0	0	0	0	0	0	0	0	1	0	1	2

TABLE-30									
DOMICILE WISE ACTUAL STRENGTH OF EMPLOYEES BY BASIC SCALE AND DIVISIONS / ATTACHED DEPARTMENTS /SUBORDINATE OFFICES									
DIVISION/OFFICE	DOMICILE	BASIC SCALE 17 to 22							G.TOTAL BS 1-22
		17	18	19	20	21	22	TOTAL	
<b>34. Postal Services Division</b>	<b>G. TOTAL</b>	<b>120</b>	<b>58</b>	<b>33</b>	<b>16</b>	<b>3</b>	<b>1</b>	<b>231</b>	<b>29364</b>
<b>Main, Islamabad.</b>	<b>TOTAL</b>	<b>0</b>	<b>5</b>	<b>1</b>	<b>1</b>	<b>0</b>	<b>1</b>	<b>8</b>	<b>34</b>
	Islamabad	0	0	0	0	0	0	0	11
	Punjab	0	2	1	0	0	0	3	12
	Sindh R	0	2	0	0	0	0	2	3
	Sindh U	0	0	0	0	0	0	0	0
	KP	0	0	0	1	0	0	1	2
	Balochistan	0	0	0	0	0	1	1	1
	AJ&K	0	1	0	0	0	0	1	5
	GB	0	0	0	0	0	0	0	0
	FATA	0	0	0	0	0	0	0	0
<b>Pakistan Post Office Department, (Over all Pakistan).</b>	<b>TOTAL</b>	<b>120</b>	<b>53</b>	<b>32</b>	<b>15</b>	<b>3</b>	<b>0</b>	<b>223</b>	<b>29330</b>
	Islamabad	5	0	1	0	0	0	6	446
	Punjab	54	25	18	9	2	0	108	15996
	Sindh R	11	6	4	0	0	0	21	5144
	Sindh U	20	6	1	1	0	0	28	1799
	KP	18	7	5	3	1	0	34	3573
	Balochistan	5	6	0	0	0	0	11	1158
	AJ&K	4	3	1	1	0	0	9	816
	GB	1	0	1	0	0	0	2	377
	FATA	2	0	1	1	0	0	4	21
<b>35. Power Division Islamabad.</b>	<b>TOTAL</b>	<b>0</b>	<b>22</b>	<b>4</b>	<b>4</b>	<b>2</b>	<b>1</b>	<b>33</b>	<b>118</b>
	Islamabad	0	5	0	0	0	0	5	26
	Punjab	0	9	1	4	1	1	16	46
	Sindh R	0	2	0	0	0	0	2	9
	Sindh U	0	2	0	0	0	0	2	2
	KP	0	2	2	0	1	0	5	24
	Balochistan	0	2	1	0	0	0	3	3
	AJ&K	0	0	0	0	0	0	0	7
	GB	0	0	0	0	0	0	0	0
	FATA	0	0	0	0	0	0	0	1
<b>36. Religious Affairs and Inter-faith</b>	<b>G. TOTAL</b>	<b>19</b>	<b>16</b>	<b>13</b>	<b>4</b>	<b>2</b>	<b>1</b>	<b>55</b>	<b>454</b>
<b>Harmony Division</b>	<b>TOTAL</b>	<b>13</b>	<b>12</b>	<b>9</b>	<b>4</b>	<b>2</b>	<b>1</b>	<b>41</b>	<b>281</b>
<b>Main, Islamabad.</b>	Islamabad	0	1	0	1	0	0	2	44
	Punjab	9	6	5	1	1	1	23	142
	Sindh R	1	1	0	0	0	0	2	12
	Sindh U	1	1	0	0	0	0	2	9
	KP	0	2	2	1	1	0	6	45
	Balochistan	2	1	1	1	0	0	5	9
	AJ&K	0	0	1	0	0	0	1	15
	GB	0	0	0	0	0	0	0	3
	FATA	0	0	0	0	0	0	0	2

**TABLE-30**  
**DOMICILE WISE ACTUAL STRENGTH OF EMPLOYEES BY BASIC SCALE AND DIVISIONS / ATTACHED DEPARTMENTS / SUBORDINATE OFFICES**

DIVISION/OFFICE	DOMICILE	BASIC SCALE 1 to 16																TOTAL
		1	2	3	4	5	6	7	8	9	10	11	12	13	14	15	16	
<b>Directorate of Hajj</b>	<b>TOTAL</b>	<b>38</b>	<b>18</b>	<b>8</b>	<b>14</b>	<b>12</b>	<b>1</b>	<b>2</b>	<b>0</b>	<b>16</b>	<b>0</b>	<b>17</b>	<b>0</b>	<b>0</b>	<b>6</b>	<b>3</b>	<b>24</b>	<b>159</b>
<b>(Over all Pakistan)</b>	Islamabad	0	0	0	0	0	0	0	0	0	0	0	0	0	0	0	0	0
	Punjab	16	3	2	10	1	0	0	0	5	0	8	0	0	1	1	12	59
	Sindh R	4	8	0	2	3	0	0	0	1	0	1	0	0	2	0	4	25
	Sindh U	0	3	3	0	2	0	1	0	3	0	3	0	0	1	1	2	19
	KP	9	1	2	1	3	1	1	0	5	0	4	0	0	1	1	3	32
	Balochistan	9	2	1	1	3	0	0	0	2	0	1	0	0	1	0	3	23
	AJ&K	0	0	0	0	0	0	0	0	0	0	0	0	0	0	0	0	0
	GB	0	0	0	0	0	0	0	0	0	0	0	0	0	0	0	0	0
	FATA	0	1	0	0	0	0	0	0	0	0	0	0	0	0	0	0	1
<b>37. Revenue Division</b>	<b>G.TOTAL</b>	<b>684</b>	<b>2276</b>	<b>881</b>	<b>549</b>	<b>3654</b>	<b>50</b>	<b>427</b>	<b>2</b>	<b>1513</b>	<b>17</b>	<b>2105</b>	<b>486</b>	<b>5</b>	<b>1423</b>	<b>144</b>	<b>4649</b>	<b>18865</b>
<b>Main, Islamabad.</b>	<b>TOTAL</b>	<b>2</b>	<b>1</b>	<b>6</b>	<b>1</b>	<b>3</b>	<b>0</b>	<b>0</b>	<b>0</b>	<b>6</b>	<b>0</b>	<b>0</b>	<b>0</b>	<b>0</b>	<b>0</b>	<b>1</b>	<b>6</b>	<b>26</b>
	Islamabad	2	0	2	0	1	0	0	0	0	0	0	0	0	0	0	0	5
	Punjab	0	1	2	1	1	0	0	0	3	0	0	0	0	0	0	1	9
	Sindh R	0	0	0	0	0	0	0	0	1	0	0	0	0	0	0	1	2
	Sindh U	0	0	0	0	0	0	0	0	0	0	0	0	0	0	0	0	0
	KP	0	0	0	0	1	0	0	0	0	0	0	0	0	0	0	3	4
	Balochistan	0	0	0	0	0	0	0	0	1	0	0	0	0	0	1	1	3
	AJ&K	0	0	1	0	0	0	0	0	1	0	0	0	0	0	0	0	2
	GB	0	0	1	0	0	0	0	0	0	0	0	0	0	0	0	0	1
FATA	0	0	0	0	0	0	0	0	0	0	0	0	0	0	0	0	0	
<b>Federal Board of Revenue</b>	<b>TOTAL</b>	<b>682</b>	<b>2275</b>	<b>875</b>	<b>548</b>	<b>3651</b>	<b>50</b>	<b>427</b>	<b>2</b>	<b>1507</b>	<b>17</b>	<b>2105</b>	<b>486</b>	<b>5</b>	<b>1423</b>	<b>143</b>	<b>4643</b>	<b>18839</b>
<b>including (Customs, Central</b>	Islamabad	52	70	15	18	74	1	8	0	64	1	50	50	0	28	28	87	546
<b>Excise, Sales Tax &amp; Income</b>	Punjab	437	1126	556	323	1488	31	205	1	851	9	1073	197	1	781	58	2536	9673
<b>Tax Departments), HQ,</b>	Sindh R	64	109	59	45	260	1	43	0	116	0	171	32	0	85	14	408	1407
<b>Islamabad.</b>	Sindh U	40	566	154	72	786	11	43	1	222	6	544	138	4	395	10	829	3821
	KP	55	270	65	49	558	3	79	0	145	1	181	47	0	97	26	499	2075
	Balochistan	24	86	13	21	396	0	31	0	80	0	60	13	0	30	0	170	924
	AJ&K	10	39	8	14	40	2	10	0	12	0	15	3	0	3	4	39	199
	GB	0	0	0	0	0	0	0	0	0	0	0	0	0	0	0	0	0
	FATA	0	9	5	6	49	1	8	0	17	0	11	6	0	4	3	75	194
<b>38. Railways Division</b>	<b>G. TOTAL</b>	<b>12705</b>	<b>11945</b>	<b>2206</b>	<b>6205</b>	<b>10113</b>	<b>11531</b>	<b>2229</b>	<b>1957</b>	<b>3512</b>	<b>840</b>	<b>2073</b>	<b>1273</b>	<b>890</b>	<b>2284</b>	<b>575</b>	<b>1572</b>	<b>71910</b>
<b>Main, Islamabad.</b>	<b>TOTAL</b>	<b>1</b>	<b>23</b>	<b>10</b>	<b>14</b>	<b>10</b>	<b>5</b>	<b>2</b>	<b>1</b>	<b>15</b>	<b>0</b>	<b>8</b>	<b>1</b>	<b>0</b>	<b>18</b>	<b>3</b>	<b>40</b>	<b>151</b>
	Islamabad	0	9	0	2	0	0	0	0	3	0	1	0	0	2	0	1	18
	Punjab	0	7	6	8	4	4	1	1	8	0	4	1	0	7	3	23	77
	Sindh R	0	0	0	0	0	1	0	0	1	0	0	0	0	2	0	3	7
	Sindh U	0	0	0	1	0	0	0	0	0	0	1	0	0	2	0	2	6
	KP	0	4	2	1	5	0	1	0	2	0	1	0	0	3	0	6	25
	Balochistan	0	0	0	0	0	0	0	0	0	0	0	0	0	0	0	1	1
	AJ&K	1	3	2	2	1	0	0	0	1	0	1	0	0	1	0	2	14
	GB	0	0	0	0	0	0	0	0	0	0	0	0	0	1	0	2	3
FATA	0	0	0	0	0	0	0	0	0	0	0	0	0	0	0	0	0	

TABLE-30									
DOMICILE WISE ACTUAL STRENGTH OF EMPLOYEES BY BASIC SCALE AND DIVISIONS / ATTACHED DEPARTMENTS / SUBORDINATE OFFICES									
DIVISION/OFFICE	DOMICILE	BASIC SCALE 17 to 22							G.TOTAL BS 1-22
		17	18	19	20	21	22	TOTAL	
<b>Directorate of Hajj,</b>	<b>TOTAL</b>	<b>6</b>	<b>4</b>	<b>4</b>	<b>0</b>	<b>0</b>	<b>0</b>	<b>14</b>	<b>173</b>
<b>(Over all Pakistan).</b>	Islamabad	0	0	0	0	0	0	0	0
	Punjab	3	2	3	0	0	0	8	67
	Sindh R	2	1	0	0	0	0	3	28
	Sindh U	0	0	0	0	0	0	0	19
	KP	1	0	1	0	0	0	2	34
	Balochistan	0	0	0	0	0	0	0	23
	AJ&K	0	0	0	0	0	0	0	0
	GB	0	0	0	0	0	0	0	0
	FATA	0	1	0	0	0	0	1	2
<b>37. Revenue Division</b>	<b>G.TOTAL</b>	<b>605</b>	<b>703</b>	<b>444</b>	<b>263</b>	<b>60</b>	<b>8</b>	<b>2083</b>	<b>20948</b>
<b>Main, Islamabad.</b>	<b>TOTAL</b>	<b>2</b>	<b>1</b>	<b>2</b>	<b>0</b>	<b>1</b>	<b>1</b>	<b>7</b>	<b>33</b>
	Islamabad	0	0	0	0	0	0	0	5
	Punjab	1	0	0	0	0	1	2	11
	Sindh R	0	0	1	0	0	0	1	3
	Sindh U	0	0	0	0	0	0	0	0
	KP	1	0	1	0	1	0	3	7
	Balochistan	0	1	0	0	0	0	1	4
	AJ&K	0	0	0	0	0	0	0	2
	GB	0	0	0	0	0	0	0	1
	FATA	0	0	0	0	0	0	0	0
<b>Federal Board of Revenue</b>	<b>TOTAL</b>	<b>603</b>	<b>702</b>	<b>442</b>	<b>263</b>	<b>59</b>	<b>7</b>	<b>2076</b>	<b>20915</b>
<b>including (Customs, Central</b>	Islamabad	18	14	7	5	0	1	45	591
<b>Excise, Sales Tax &amp; Income</b>	Punjab	334	371	226	134	32	2	1099	10772
<b>Tax Departments), HQ,</b>	Sindh R	70	69	56	28	11	0	234	1641
<b>Islamabad.</b>	Sindh U	60	84	34	31	6	0	215	4036
	KP	65	96	74	37	5	2	279	2354
	Balochistan	25	27	16	12	2	1	83	1007
	AJ&K	9	11	7	3	1	1	32	231
	GB	0	0	0	0	0	0	0	0
	FATA	22	30	22	13	2	0	89	283
<b>38. Railways Division</b>	<b>G. TOTAL</b>	<b>498</b>	<b>270</b>	<b>91</b>	<b>43</b>	<b>10</b>	<b>3</b>	<b>915</b>	<b>72825</b>
<b>Main, Islamabad.</b>	<b>TOTAL</b>	<b>25</b>	<b>11</b>	<b>8</b>	<b>3</b>	<b>2</b>	<b>1</b>	<b>50</b>	<b>201</b>
	Islamabad	0	0	0	0	0	0	0	18
	Punjab	18	7	4	1	2	1	33	110
	Sindh R	2	1	0	0	0	0	3	10
	Sindh U	1	0	0	0	0	0	1	7
	KP	3	3	3	2	0	0	11	36
	Balochistan	0	0	0	0	0	0	0	1
	AJ&K	1	0	1	0	0	0	2	16
	GB	0	0	0	0	0	0	0	3
	FATA	0	0	0	0	0	0	0	0

TABLE-30																		
DOMICILE WISE ACTUAL STRENGTH OF EMPLOYEES BY BASIC SCALE AND DIVISIONS / ATTACHED DEPARTMENTS / SUBORDINATE OFFICES																		
DIVISION/OFFICE	DOMICILE	BASIC SCALE 1 to 16																
		1	2	3	4	5	6	7	8	9	10	11	12	13	14	15	16	TOTAL
<b>Pakistan Railways HQ,</b>	<b>TOTAL</b>	<b>12704</b>	<b>11922</b>	<b>2196</b>	<b>6191</b>	<b>10103</b>	<b>11526</b>	<b>2227</b>	<b>1956</b>	<b>3497</b>	<b>840</b>	<b>2065</b>	<b>1272</b>	<b>890</b>	<b>2266</b>	<b>572</b>	<b>1532</b>	<b>71759</b>
<b>Labore.</b>	Islamabad	3	0	2	0	24	7	0	0	5	1	7	0	0	1	0	3	53
	Punjab	7766	6384	1418	3868	5703	8779	1283	1172	2119	583	1218	719	468	1265	370	1086	44201
	Sindh R	2330	2404	285	1033	1657	1054	325	380	515	104	314	254	175	380	43	103	11356
	Sindh U	1387	1301	184	583	1173	636	278	187	409	93	264	120	133	294	47	128	7217
	KP	564	648	128	323	691	746	165	154	207	47	177	94	61	151	70	127	4353
	Balochistan	621	1127	164	369	815	288	167	51	228	9	67	70	53	165	41	70	4305
	AJ&K	20	13	10	6	27	12	8	9	14	3	17	14	0	10	1	11	175
	GB	0	0	0	0	0	0	0	0	0	0	0	0	0	0	0	1	1
	FATA	13	45	5	9	13	4	1	3	0	0	1	1	0	0	0	3	98
<b>39. Science &amp; Technology</b>	<b>TOTAL</b>	<b>57</b>	<b>4</b>	<b>0</b>	<b>15</b>	<b>0</b>	<b>0</b>	<b>0</b>	<b>0</b>	<b>9</b>	<b>0</b>	<b>3</b>	<b>0</b>	<b>0</b>	<b>18</b>	<b>25</b>	<b>19</b>	<b>150</b>
<b>Division, Islamabad.</b>	Islamabad	57	4	0	1	0	0	0	0	0	0	0	0	0	0	0	0	62
	Punjab	0	0	0	8	0	0	0	0	5	0	3	0	0	9	15	14	54
	Sindh R	0	0	0	0	0	0	0	0	2	0	0	0	0	2	1	2	7
	Sindh U	0	0	0	1	0	0	0	0	0	0	0	0	0	2	2	1	6
	KP	0	0	0	1	0	0	0	0	2	0	0	0	0	3	5	1	12
	Balochistan	0	0	0	1	0	0	0	0	0	0	0	0	0	1	1	1	4
	AJ&K	0	0	0	2	0	0	0	0	0	0	0	0	0	0	0	0	2
	GB	0	0	0	0	0	0	0	0	0	0	0	0	0	0	0	0	0
	FATA	0	0	0	1	0	0	0	0	0	0	0	0	0	1	1	0	3
<b>40. States and Frontier</b>	<b>G. TOTAL</b>	<b>44</b>	<b>103</b>	<b>5</b>	<b>15</b>	<b>276</b>	<b>15</b>	<b>84</b>	<b>0</b>	<b>100</b>	<b>0</b>	<b>39</b>	<b>0</b>	<b>0</b>	<b>48</b>	<b>12</b>	<b>72</b>	<b>813</b>
<b>Regions Division</b>	<b>TOTAL</b>	<b>25</b>	<b>7</b>	<b>0</b>	<b>13</b>	<b>0</b>	<b>0</b>	<b>0</b>	<b>0</b>	<b>9</b>	<b>0</b>	<b>9</b>	<b>0</b>	<b>0</b>	<b>12</b>	<b>7</b>	<b>26</b>	<b>108</b>
<b>Main, Islamabad.</b>	Islamabad	4	2	0	1	0	0	0	0	1	0	0	0	0	3	0	0	11
	Punjab	10	3	0	4	0	0	0	0	3	0	4	0	0	5	5	13	47
	Sindh R	2	0	0	2	0	0	0	0	1	0	1	0	0	2	0	2	10
	Sindh U	0	0	0	0	0	0	0	0	1	0	0	0	0	0	0	0	1
	KP	8	0	0	5	0	0	0	0	3	0	3	0	0	1	2	10	32
	Balochistan	0	0	0	1	0	0	0	0	0	0	0	0	0	1	0	0	2
	AJ&K	1	2	0	0	0	0	0	0	0	0	0	0	0	0	0	0	3
	GB	0	0	0	0	0	0	0	0	0	0	0	0	0	0	0	1	1
	FATA	0	0	0	0	0	0	0	0	0	0	1	0	0	0	0	0	1
<b>Chief Commissioner for</b>	<b>TOTAL</b>	<b>19</b>	<b>96</b>	<b>5</b>	<b>2</b>	<b>276</b>	<b>15</b>	<b>84</b>	<b>0</b>	<b>91</b>	<b>0</b>	<b>30</b>	<b>0</b>	<b>0</b>	<b>36</b>	<b>5</b>	<b>46</b>	<b>705</b>
<b>Afghan Refugees,</b>	Islamabad	2	0	0	0	0	0	0	0	0	0	1	0	0	0	0	0	3
<b>Islamabad, Lahore,</b>	Punjab	13	0	0	1	37	1	2	0	8	0	2	0	0	7	5	4	80
<b>Quetta, Peshawar.</b>	Sindh R	1	0	0	0	0	0	0	0	0	0	0	0	0	0	0	0	1
	Sindh U	1	0	0	0	0	0	0	0	0	0	0	0	0	0	0	1	2
	KP	2	87	2	0	234	13	78	0	80	0	27	0	0	23	0	39	585
	Balochistan	0	9	3	0	4	1	4	0	2	0	0	0	0	6	0	1	30
	AJ&K	0	0	0	1	1	0	0	0	0	0	0	0	0	0	0	0	2
	GB	0	0	0	0	0	0	0	0	0	0	0	0	0	0	0	0	0
	FATA	0	0	0	0	0	0	0	0	1	0	0	0	0	0	0	1	2

TABLE-30									
DOMICILE WISE ACTUAL STRENGTH OF EMPLOYEES BY BASIC SCALE AND DIVISIONS / ATTACHED DEPARTMENTS / SUBORDINATE OFFICES									
DIVISION/OFFICE	DOMICILE	BASIC SCALE 17 to 22							G.TOTAL BS 1-22
		17	18	19	20	21	22	TOTAL	
<b>Pakistan Railways HQ, Lahore.</b>	<b>TOTAL</b>	<b>473</b>	<b>259</b>	<b>83</b>	<b>40</b>	<b>8</b>	<b>2</b>	<b>865</b>	<b>72624</b>
	Islamabad	0	0	0	0	0	0	0	53
	Punjab	333	164	45	20	6	2	570	44771
	Sindh R	27	26	12	7	0	0	72	11428
	Sindh U	30	15	5	5	1	0	56	7273
	KP	46	31	13	4	1	0	95	4448
	Balochistan	19	9	3	0	0	0	31	4336
	AJ&K	7	6	1	0	0	0	14	189
	GB	8	3	0	0	0	0	11	12
	FATA	3	5	4	4	0	0	16	114
<b>39. Science &amp; Technology Division</b>	<b>TOTAL</b>	<b>9</b>	<b>4</b>	<b>8</b>	<b>2</b>	<b>1</b>	<b>1</b>	<b>25</b>	<b>175</b>
<b>Islamabad.</b>	Islamabad	0	0	0	0	0	0	0	62
	Punjab	7	3	4	2	1	1	18	72
	Sindh R	0	0	2	0	0	0	2	9
	Sindh U	0	0	0	0	0	0	0	6
	KP	2	0	2	0	0	0	4	16
	Balochistan	0	1	0	0	0	0	1	5
	AJ&K	0	0	0	0	0	0	0	2
	GB	0	0	0	0	0	0	0	0
	FATA	0	0	0	0	0	0	0	3
<b>40. States and Frontier Regions</b>	<b>G. TOTAL</b>	<b>44</b>	<b>9</b>	<b>6</b>	<b>4</b>	<b>3</b>	<b>0</b>	<b>66</b>	<b>879</b>
<b>Division</b>	<b>TOTAL</b>	<b>5</b>	<b>5</b>	<b>4</b>	<b>0</b>	<b>2</b>	<b>0</b>	<b>16</b>	<b>124</b>
<b>Main, Islamabad.</b>	Islamabad	0	0	0	0	0	0	0	11
	Punjab	2	2	2	0	2	0	8	55
	Sindh R	1	1	0	0	0	0	2	12
	Sindh U	0	0	0	0	0	0	0	1
	KP	2	0	2	0	0	0	4	36
	Balochistan	0	1	0	0	0	0	1	3
	AJ&K	0	1	0	0	0	0	1	4
	GB	0	0	0	0	0	0	0	1
	FATA	0	0	0	0	0	0	0	1
	<b>Chief Commissioner for Afghan</b>	<b>TOTAL</b>	<b>39</b>	<b>4</b>	<b>2</b>	<b>4</b>	<b>1</b>	<b>0</b>	<b>50</b>
<b>Refugees, Islamabad, Lahore,</b>	Islamabad	0	0	0	0	0	0	0	3
<b>Quetta, Peshawar.</b>	Punjab	3	1	0	1	0	0	5	85
	Sindh R	0	0	0	0	0	0	0	1
	Sindh U	0	0	0	0	0	0	0	2
	KP	36	3	1	2	1	0	43	628
	Balochistan	0	0	1	0	0	0	1	31
	AJ&K	0	0	0	0	0	0	0	2
	GB	0	0	0	1	0	0	1	1
	FATA	0	0	0	0	0	0	0	2



TABLE-30																		
DOMICILE WISE ACTUAL STRENGTH OF EMPLOYEES BY BASIC SCALE AND DIVISIONS / ATTACHED DEPARTMENTS / SUBORDINATE OFFICES																		
DIVISION/OFFICE	DOMICILE	BASIC SCALE 1 to 16																
		1	2	3	4	5	6	7	8	9	10	11	12	13	14	15	16	TOTAL
<b>41. Statistics Division</b>	<b>G. TOTAL</b>	<b>157</b>	<b>82</b>	<b>91</b>	<b>80</b>	<b>30</b>	<b>19</b>	<b>12</b>	<b>7</b>	<b>146</b>	<b>5</b>	<b>201</b>	<b>124</b>	<b>12</b>	<b>152</b>	<b>98</b>	<b>1057</b>	<b>2273</b>
<b>Main, Islamabad.</b>	<b>TOTAL</b>	<b>0</b>	<b>0</b>	<b>22</b>	<b>0</b>	<b>0</b>	<b>5</b>	<b>1</b>	<b>0</b>	<b>4</b>	<b>0</b>	<b>4</b>	<b>0</b>	<b>0</b>	<b>3</b>	<b>0</b>	<b>15</b>	<b>54</b>
	Islamabad	0	0	3	0	0	0	0	0	2	0	1	0	0	0	0	1	7
	Punjab	0	0	10	0	0	2	1	0	0	0	1	0	0	0	0	11	25
	Sindh R	0	0	0	0	0	0	0	0	1	0	0	0	0	1	0	0	2
	Sindh U	0	0	0	0	0	0	0	0	0	0	0	0	0	0	0	0	0
	KP	0	0	7	0	0	2	0	0	1	0	0	0	0	2	0	1	13
	Balochistan	0	0	0	0	0	0	0	0	0	0	2	0	0	0	0	0	2
	AJ&K	0	0	1	0	0	1	0	0	0	0	0	0	0	0	0	0	2
	GB	0	0	1	0	0	0	0	0	0	0	0	0	0	0	0	2	3
	FATA	0	0	0	0	0	0	0	0	0	0	0	0	0	0	0	0	0
<b>Pakistan Bureau of</b>	<b>TOTAL</b>	<b>157</b>	<b>82</b>	<b>69</b>	<b>80</b>	<b>30</b>	<b>14</b>	<b>11</b>	<b>7</b>	<b>142</b>	<b>5</b>	<b>197</b>	<b>124</b>	<b>12</b>	<b>149</b>	<b>98</b>	<b>1042</b>	<b>2219</b>
<b>Statistics, Islamabad.</b>	Islamabad	12	11	2	2	2	0	0	0	14	0	9	4	1	3	15	55	130
	Punjab	60	44	30	34	13	5	4	3	63	2	104	59	8	88	48	515	1080
	Sindh R	8	3	7	6	2	0	3	0	17	0	15	15	2	14	8	115	215
	Sindh U	23	11	2	9	7	3	1	3	16	2	24	14	0	13	9	108	245
	KP	18	6	14	13	3	3	2	0	15	1	28	21	0	17	8	144	293
	Balochistan	25	2	7	11	2	2	0	1	5	0	8	5	0	4	3	49	124
	AJ&K	6	4	6	2	1	0	0	0	7	0	6	2	1	2	2	17	56
	GB	4	0	0	1	0	0	1	0	2	0	1	4	0	3	2	25	43
	FATA	1	1	1	2	0	1	0	0	3	0	2	0	0	5	3	14	33
<b>42. Textile Division.</b>	<b>G. TOTAL</b>	<b>10</b>	<b>50</b>	<b>1</b>	<b>2</b>	<b>15</b>	<b>0</b>	<b>0</b>	<b>0</b>	<b>18</b>	<b>0</b>	<b>16</b>	<b>7</b>	<b>0</b>	<b>5</b>	<b>17</b>	<b>22</b>	<b>163</b>
<b>Main, Islamabad.</b>	<b>TOTAL</b>	<b>0</b>	<b>49</b>	<b>1</b>	<b>0</b>	<b>15</b>	<b>0</b>	<b>0</b>	<b>0</b>	<b>11</b>	<b>0</b>	<b>7</b>	<b>0</b>	<b>0</b>	<b>2</b>	<b>14</b>	<b>15</b>	<b>114</b>
	Islamabad	0	24	0	0	4	0	0	0	5	0	3	0	0	1	3	0	40
	Punjab	0	16	0	0	8	0	0	0	2	0	2	0	0	1	6	8	43
	Sindh R	0	0	0	0	0	0	0	0	1	0	0	0	0	0	3	0	4
	Sindh U	0	0	0	0	0	0	0	0	1	0	1	0	0	0	0	2	4
	KP	0	5	0	0	2	0	0	0	1	0	0	0	0	0	2	3	13
	Balochistan	0	0	0	0	0	0	0	0	0	0	1	0	0	0	0	1	2
	AJ&K	0	3	1	0	1	0	0	0	0	0	0	0	0	0	0	1	6
	GB	0	1	0	0	0	0	0	0	0	0	0	0	0	0	0	0	1
	FATA	0	0	0	0	0	0	0	0	1	0	0	0	0	0	0	0	1
<b>Textile Commissioner's</b>	<b>TOTAL</b>	<b>10</b>	<b>1</b>	<b>0</b>	<b>2</b>	<b>0</b>	<b>0</b>	<b>0</b>	<b>0</b>	<b>7</b>	<b>0</b>	<b>9</b>	<b>7</b>	<b>0</b>	<b>3</b>	<b>3</b>	<b>7</b>	<b>49</b>
<b>Organization, Karachi.</b>	Islamabad	0	0	0	0	0	0	0	0	0	0	0	0	0	0	0	0	0
	Punjab	1	1	0	1	0	0	0	0	2	0	3	4	0	1	1	2	16
	Sindh R	2	0	0	0	0	0	0	0	0	0	3	0	0	0	2	5	12
	Sindh U	6	0	0	0	0	0	0	0	4	0	3	1	0	1	0	0	15
	KP	1	0	0	1	0	0	0	0	1	0	0	1	0	1	0	0	5
	Balochistan	0	0	0	0	0	0	0	0	0	0	0	1	0	0	0	0	1
	AJ&K	0	0	0	0	0	0	0	0	0	0	0	0	0	0	0	0	0
	GB	0	0	0	0	0	0	0	0	0	0	0	0	0	0	0	0	0
	FATA	0	0	0	0	0	0	0	0	0	0	0	0	0	0	0	0	0

TABLE-30									
DOMICILE WISE ACTUAL STRENGTH OF EMPLOYEES BY BASIC SCALE AND DIVISIONS / ATTACHED DEPARTMENTS /SUBORDINATE OFFICES									
DIVISION/OFFICE	DOMICILE	BASIC SCALE 17 to 22							G.TOTAL BS 1-22
		17	18	19	20	21	22	TOTAL	
<b>41. Statistics Division</b>	<b>G. TOTAL</b>	<b>227</b>	<b>69</b>	<b>17</b>	<b>6</b>	<b>1</b>	<b>1</b>	<b>321</b>	<b>2594</b>
<b>Main, Islamabad.</b>	<b>TOTAL</b>	<b>4</b>	<b>0</b>	<b>1</b>	<b>1</b>	<b>1</b>	<b>1</b>	<b>8</b>	<b>62</b>
	Islamabad	0	0	0	0	0	0	0	7
	Punjab	3	0	1	0	1	0	5	30
	Sindh R	0	0	0	0	0	0	0	2
	Sindh U	0	0	0	0	0	0	0	0
	KP	1	0	0	0	0	1	2	15
	Balochistan	0	0	0	0	0	0	0	2
	AJ&K	0	0	0	1	0	0	1	3
	GB	0	0	0	0	0	0	0	3
	FATA	0	0	0	0	0	0	0	0
<b>Pakistan Bureau of</b>	<b>TOTAL</b>	<b>223</b>	<b>69</b>	<b>16</b>	<b>5</b>	<b>0</b>	<b>0</b>	<b>313</b>	<b>2532</b>
<b>Statistics, Islamabad.</b>	Islamabad	6	0	1	0	0	0	7	137
	Punjab	109	36	8	0	0	0	153	1233
	Sindh R	26	6	2	2	0	0	36	251
	Sindh U	31	7	0	1	0	0	39	284
	KP	38	12	4	1	0	0	55	348
	Balochistan	5	3	1	0	0	0	9	133
	AJ&K	4	1	0	0	0	0	5	61
	GB	1	0	0	0	0	0	1	44
	FATA	3	4	0	1	0	0	8	41
<b>42. Textile Division</b>	<b>G. TOTAL</b>	<b>12</b>	<b>11</b>	<b>4</b>	<b>4</b>	<b>0</b>	<b>1</b>	<b>32</b>	<b>195</b>
<b>Main, Islamabad.</b>	<b>TOTAL</b>	<b>10</b>	<b>8</b>	<b>3</b>	<b>3</b>	<b>0</b>	<b>1</b>	<b>25</b>	<b>139</b>
	Islamabad	0	0	0	0	0	0	0	40
	Punjab	7	5	2	0	0	1	15	58
	Sindh R	1	0	0	1	0	0	2	6
	Sindh U	0	0	0	1	0	0	1	5
	KP	2	2	1	0	0	0	5	18
	Balochistan	0	0	0	0	0	0	0	2
	AJ&K	0	1	0	1	0	0	2	8
	GB	0	0	0	0	0	0	0	1
	FATA	0	0	0	0	0	0	0	1
<b>Textile Commissioner's</b>	<b>TOTAL</b>	<b>2</b>	<b>3</b>	<b>1</b>	<b>1</b>	<b>0</b>	<b>0</b>	<b>7</b>	<b>56</b>
<b>Organization, Karachi.</b>	Islamabad	0	0	0	0	0	0	0	0
	Punjab	0	1	0	0	0	0	1	17
	Sindh R	0	1	1	1	0	0	3	15
	Sindh U	1	0	0	0	0	0	1	16
	KP	1	1	0	0	0	0	2	7
	Balochistan	0	0	0	0	0	0	0	1
	AJ&K	0	0	0	0	0	0	0	0
	GB	0	0	0	0	0	0	0	0
	FATA	0	0	0	0	0	0	0	0

TABLE-30																		
DOMICILE WISE ACTUAL STRENGTH OF EMPLOYEES BY BASIC SCALE AND DIVISIONS / ATTACHED DEPARTMENTS / SUBORDINATE OFFICES																		
DIVISION/OFFICE	DOMICILE	BASIC SCALE 1 to 16																
		1	2	3	4	5	6	7	8	9	10	11	12	13	14	15	16	TOTAL
<b>43. Water Resources Division.</b>	<b>G. TOTAL</b>	<b>61</b>	<b>3</b>	<b>1</b>	<b>18</b>	<b>3</b>	<b>1</b>	<b>0</b>	<b>0</b>	<b>6</b>	<b>0</b>	<b>14</b>	<b>1</b>	<b>2</b>	<b>12</b>	<b>7</b>	<b>37</b>	<b>166</b>
<b>Main, Islamabad.</b>	<b>TOTAL</b>	<b>5</b>	<b>0</b>	<b>1</b>	<b>0</b>	<b>0</b>	<b>0</b>	<b>0</b>	<b>0</b>	<b>0</b>	<b>0</b>	<b>0</b>	<b>0</b>	<b>0</b>	<b>5</b>	<b>0</b>	<b>6</b>	<b>17</b>
	Islamabad	0	0	0	0	0	0	0	0	0	0	0	0	0	0	0	0	0
	Punjab	5	0	1	0	0	0	0	0	0	0	0	0	0	3	0	6	15
	Sindh R	0	0	0	0	0	0	0	0	0	0	0	0	0	0	0	0	0
	Sindh U	0	0	0	0	0	0	0	0	0	0	0	0	0	0	0	0	0
	KP	0	0	0	0	0	0	0	0	0	0	0	0	0	2	0	0	2
	Balochistan	0	0	0	0	0	0	0	0	0	0	0	0	0	0	0	0	0
	AJ&K	0	0	0	0	0	0	0	0	0	0	0	0	0	0	0	0	0
	GB	0	0	0	0	0	0	0	0	0	0	0	0	0	0	0	0	0
	FATA	0	0	0	0	0	0	0	0	0	0	0	0	0	0	0	0	0
<b>Office of the Chief</b>	<b>TOTAL</b>	<b>39</b>	<b>2</b>	<b>0</b>	<b>12</b>	<b>0</b>	<b>0</b>	<b>0</b>	<b>0</b>	<b>3</b>	<b>0</b>	<b>9</b>	<b>0</b>	<b>1</b>	<b>5</b>	<b>7</b>	<b>26</b>	<b>104</b>
<b>Engineering Adviser/</b>	Islamabad	30	1	0	2	0	0	0	0	1	0	0	0	0	0	0	0	34
<b>Chairman Federal</b>	Punjab	3	1	0	7	0	0	0	0	1	0	5	0	1	2	3	10	33
<b>Flood Commission,</b>	Sindh R	0	0	0	0	0	0	0	0	0	0	1	0	0	2	1	6	10
<b>Islamabad.</b>	Sindh U	2	0	0	0	0	0	0	0	0	0	0	0	0	0	1	0	3
	KP	2	0	0	2	0	0	0	0	0	0	1	0	0	1	1	7	14
	Balochistan	2	0	0	1	0	0	0	0	1	0	1	0	0	0	1	1	7
	AJ&K	0	0	0	0	0	0	0	0	0	0	0	0	0	0	0	0	0
	GB	0	0	0	0	0	0	0	0	0	0	1	0	0	0	0	0	1
	FATA	0	0	0	0	0	0	0	0	0	0	0	0	0	0	0	2	2
<b>Pakistan Commissioner</b>	<b>TOTAL</b>	<b>17</b>	<b>1</b>	<b>0</b>	<b>6</b>	<b>3</b>	<b>1</b>	<b>0</b>	<b>0</b>	<b>3</b>	<b>0</b>	<b>5</b>	<b>1</b>	<b>1</b>	<b>2</b>	<b>0</b>	<b>5</b>	<b>45</b>
<b>for Indus Waters, Lahore.</b>	Islamabad	0	0	0	0	0	0	0	0	0	0	0	0	0	0	0	0	0
	Punjab	17	1	0	5	2	1	0	0	3	0	3	1	1	0	0	3	37
	Sindh R	0	0	0	1	0	0	0	0	0	0	2	0	0	1	0	1	5
	Sindh U	0	0	0	0	0	0	0	0	0	0	0	0	0	0	0	0	0
	KP	0	0	0	0	1	0	0	0	0	0	0	0	0	1	0	1	3
	Balochistan	0	0	0	0	0	0	0	0	0	0	0	0	0	0	0	0	0
	AJ&K	0	0	0	0	0	0	0	0	0	0	0	0	0	0	0	0	0
	GB	0	0	0	0	0	0	0	0	0	0	0	0	0	0	0	0	0
	FATA	0	0	0	0	0	0	0	0	0	0	0	0	0	0	0	0	0
<b>44. President's Secretariat</b>	<b>TOTAL</b>	<b>66</b>	<b>8</b>	<b>0</b>	<b>55</b>	<b>1</b>	<b>0</b>	<b>1</b>	<b>0</b>	<b>12</b>	<b>1</b>	<b>14</b>	<b>2</b>	<b>0</b>	<b>9</b>	<b>2</b>	<b>59</b>	<b>230</b>
<b>(Public), Islamabad.</b>	Islamabad	0	0	0	0	0	0	0	0	0	0	0	0	0	0	0	0	0
	Punjab	50	6	0	43	1	0	1	0	7	1	11	2	0	6	1	40	169
	Sindh R	2	0	0	3	0	0	0	0	0	0	1	0	0	0	0	5	11
	Sindh U	2	0	0	1	0	0	0	0	0	0	1	0	0	0	0	2	6
	KP	6	2	0	5	0	0	0	0	2	0	1	0	0	2	1	9	28
	Balochistan	0	0	0	1	0	0	0	0	0	0	0	0	0	0	0	1	2
	AJ&K	4	0	0	2	0	0	0	0	2	0	0	0	0	1	0	1	10
	GB	0	0	0	0	0	0	0	0	0	0	0	0	0	0	0	0	0
	FATA	2	0	0	0	0	0	0	0	1	0	0	0	0	0	0	1	4

**TABLE-30**  
**DOMICILE WISE ACTUAL STRENGTH OF EMPLOYEES BY BASIC SCALE AND DIVISIONS / ATTACHED DEPARTMENTS /SUBORDINATE OFFICES**

DIVISION/OFFICE	DOMICILE	BASIC SCALE 17 to 22							G.TOTAL BS 1-22
		17	18	19	20	21	22	TOTAL	
<b>43. Water Resources Division</b>	<b>G. TOTAL</b>	<b>14</b>	<b>8</b>	<b>7</b>	<b>7</b>	<b>0</b>	<b>1</b>	<b>37</b>	<b>203</b>
<b>Main, Islamabad.</b>	<b>TOTAL</b>	<b>3</b>	<b>0</b>	<b>3</b>	<b>2</b>	<b>0</b>	<b>1</b>	<b>9</b>	<b>26</b>
	Islamabad	0	0	0	0	0	0	0	0
	Punjab	2	0	2	1	0	1	6	21
	Sindh R	1	0	0	0	0	0	1	1
	Sindh U	0	0	0	0	0	0	0	0
	KP	0	0	1	1	0	0	2	4
	Balochistan	0	0	0	0	0	0	0	0
	AJ&K	0	0	0	0	0	0	0	0
	GB	0	0	0	0	0	0	0	0
	FATA	0	0	0	0	0	0	0	0
<b>Office of the Chief Engineering</b>	<b>TOTAL</b>	<b>8</b>	<b>8</b>	<b>3</b>	<b>4</b>	<b>0</b>	<b>0</b>	<b>23</b>	<b>127</b>
<b>Adviser / Chairman Federal Flood</b>	Islamabad	1	0	0	0	0	0	1	35
<b>Commission, Islamabad.</b>	Punjab	3	5	2	3	0	0	13	46
	Sindh R	1	1	1	0	0	0	3	13
	Sindh U	1	1	0	0	0	0	2	5
	KP	1	0	0	1	0	0	2	16
	Balochistan	0	0	0	0	0	0	0	7
	AJ&K	0	0	0	0	0	0	0	0
	GB	1	1	0	0	0	0	2	3
	FATA	0	0	0	0	0	0	0	2
<b>Pakistan Commissioner for Indus</b>	<b>TOTAL</b>	<b>3</b>	<b>0</b>	<b>1</b>	<b>1</b>	<b>0</b>	<b>0</b>	<b>5</b>	<b>50</b>
<b>Waters, Lahore.</b>	Islamabad	1	0	0	0	0	0	1	1
	Punjab	1	0	1	0	0	0	2	39
	Sindh R	0	0	0	1	0	0	1	6
	Sindh U	0	0	0	0	0	0	0	0
	KP	1	0	0	0	0	0	1	4
	Balochistan	0	0	0	0	0	0	0	0
	AJ&K	0	0	0	0	0	0	0	0
	GB	0	0	0	0	0	0	0	0
	FATA	0	0	0	0	0	0	0	0
<b>44. President's Secretariat (Public)</b>	<b>TOTAL</b>	<b>13</b>	<b>12</b>	<b>14</b>	<b>7</b>	<b>1</b>	<b>1</b>	<b>48</b>	<b>278</b>
<b>Islamabad.</b>	Islamabad	0	0	0	0	0	0	0	0
	Punjab	10	9	11	4	1	0	35	204
	Sindh R	0	2	0	1	0	0	3	14
	Sindh U	0	1	1	0	0	0	2	8
	KP	2	0	2	2	0	1	7	35
	Balochistan	0	0	0	0	0	0	0	2
	AJ&K	1	0	0	0	0	0	1	11
	GB	0	0	0	0	0	0	0	0
	FATA	0	0	0	0	0	0	0	4

TABLE-30																		
DOMICILE WISE ACTUAL STRENGTH OF EMPLOYEES BY BASIC SCALE AND DIVISIONS / ATTACHED DEPARTMENTS / SUBORDINATE OFFICES																		
DIVISION/OFFICE	DOMICILE	BASIC SCALE 1 to 16																
		1	2	3	4	5	6	7	8	9	10	11	12	13	14	15	16	TOTAL
<b>45. President's Secretariat</b>	<b>TOTAL</b>	<b>73</b>	<b>52</b>	<b>56</b>	<b>34</b>	<b>80</b>	<b>25</b>	<b>22</b>	<b>10</b>	<b>34</b>	<b>0</b>	<b>23</b>	<b>4</b>	<b>0</b>	<b>19</b>	<b>1</b>	<b>34</b>	<b>467</b>
<b>(Personal), Islamabad.</b>	Islamabad	11	5	5	5	5	2	0	0	2	0	1	0	0	0	0	1	37
	Punjab	44	36	43	20	50	15	14	6	19	0	14	4	0	10	1	23	299
	Sindh R	3	0	0	1	4	2	0	0	3	0	1	0	0	0	0	3	17
	Sindh U	1	0	0	1	4	0	1	0	1	0	1	0	0	1	0	0	10
	KP	10	8	6	4	10	0	6	2	6	0	3	0	0	2	0	5	62
	Balochistan	0	0	0	0	0	0	0	0	2	0	1	0	0	0	0	1	4
	AJ&K	4	3	2	1	5	4	0	2	1	0	1	0	0	3	0	0	26
	GB	0	0	0	2	2	2	1	0	0	0	1	0	0	3	0	0	11
	FATA	0	0	0	0	0	0	0	0	0	0	0	0	0	0	0	1	1
<b>46. Prime Minister's Office</b>	<b>G. TOTAL</b>	<b>33</b>	<b>96</b>	<b>5</b>	<b>39</b>	<b>26</b>	<b>0</b>	<b>0</b>	<b>0</b>	<b>28</b>	<b>0</b>	<b>31</b>	<b>4</b>	<b>1</b>	<b>25</b>	<b>35</b>	<b>92</b>	<b>415</b>
<b>(Public), Main, Islamabad.</b>	<b>TOTAL</b>	<b>23</b>	<b>23</b>	<b>0</b>	<b>30</b>	<b>1</b>	<b>0</b>	<b>0</b>	<b>0</b>	<b>14</b>	<b>0</b>	<b>11</b>	<b>4</b>	<b>0</b>	<b>8</b>	<b>30</b>	<b>27</b>	<b>171</b>
	Islamabad	0	0	0	0	0	0	0	0	0	0	0	0	0	0	0	0	0
	Punjab	18	17	0	17	1	0	0	0	11	0	5	3	0	5	18	21	116
	Sindh R	0	0	0	2	0	0	0	0	0	0	0	0	0	1	2	3	8
	Sindh U	0	0	0	2	0	0	0	0	1	0	0	0	0	0	1	1	5
	KP	3	4	0	7	0	0	0	0	0	0	4	1	0	0	7	0	26
	Balochistan	0	0	0	1	0	0	0	0	0	0	1	0	0	0	1	1	4
	AJ&K	2	2	0	1	0	0	0	0	1	0	1	0	0	0	1	1	9
	GB	0	0	0	0	0	0	0	0	0	0	0	0	0	1	0	0	1
	FATA	0	0	0	0	0	0	0	0	1	0	0	0	0	1	0	0	2
<b>Board of Investment,</b>	<b>TOTAL</b>	<b>0</b>	<b>67</b>	<b>3</b>	<b>2</b>	<b>18</b>	<b>0</b>	<b>0</b>	<b>0</b>	<b>10</b>	<b>0</b>	<b>16</b>	<b>0</b>	<b>1</b>	<b>13</b>	<b>1</b>	<b>56</b>	<b>187</b>
<b>Islamabad.</b>	Islamabad	0	3	0	0	2	0	0	0	0	0	1	0	0	1	0	5	12
	Punjab	0	32	2	1	9	0	0	0	2	0	8	0	0	3	0	26	83
	Sindh R	0	10	0	0	1	0	0	0	2	0	0	0	0	2	1	7	23
	Sindh U	0	3	0	0	1	0	0	0	0	0	1	0	1	1	0	3	10
	KP	0	9	0	1	4	0	0	0	3	0	5	0	0	3	0	12	37
	Balochistan	0	4	0	0	1	0	0	0	0	0	1	0	0	2	0	1	9
	AJ&K	0	5	1	0	0	0	0	0	2	0	0	0	0	0	0	1	9
	GB	0	0	0	0	0	0	0	0	0	0	0	0	0	0	0	1	1
	FATA	0	1	0	0	0	0	0	0	1	0	0	0	0	1	0	0	3
<b>National Commission for</b>	<b>TOTAL</b>	<b>2</b>	<b>4</b>	<b>2</b>	<b>1</b>	<b>5</b>	<b>0</b>	<b>0</b>	<b>0</b>	<b>3</b>	<b>0</b>	<b>2</b>	<b>0</b>	<b>0</b>	<b>2</b>	<b>3</b>	<b>2</b>	<b>26</b>
<b>Government Reforms,</b>	Islamabad	0	0	0	0	2	0	0	0	0	0	0	0	0	1	0	0	3
<b>Islamabad.</b>	Punjab	1	2	1	1	2	0	0	0	2	0	2	0	0	1	3	1	16
	Sindh R	0	0	0	0	1	0	0	0	0	0	0	0	0	0	0	0	1
	Sindh U	0	0	0	0	0	0	0	0	0	0	0	0	0	0	0	0	0
	KP	1	1	0	0	0	0	0	0	1	0	0	0	0	0	0	1	4
	Balochistan	0	0	0	0	0	0	0	0	0	0	0	0	0	0	0	0	0
	AJ&K	0	1	0	0	0	0	0	0	0	0	0	0	0	0	0	0	1
	GB	0	0	1	0	0	0	0	0	0	0	0	0	0	0	0	0	1
	FATA	0	0	0	0	0	0	0	0	0	0	0	0	0	0	0	0	0

TABLE-30									
DOMICILE WISE ACTUAL STRENGTH OF EMPLOYEES BY BASIC SCALE AND DIVISIONS / ATTACHED DEPARTMENTS / SUBORDINATE OFFICES									
DIVISION/OFFICE	DOMICILE	BASIC SCALE 17 to 22							G.TOTAL BS 1-22
		17	18	19	20	21	22	TOTAL	
<b>45. President's Secretariat (Personnel)</b>	<b>TOTAL</b>	<b>12</b>	<b>14</b>	<b>2</b>	<b>2</b>	<b>0</b>	<b>0</b>	<b>30</b>	<b>497</b>
<b>Islamabad.</b>	Islamabad	0	0	0	0	0	0	0	37
	Punjab	9	6	1	2	0	0	18	317
	Sindh R	0	1	0	0	0	0	1	18
	Sindh U	0	1	0	0	0	0	1	11
	KP	2	5	1	0	0	0	8	70
	Balochistan	0	1	0	0	0	0	1	5
	AJ&K	1	0	0	0	0	0	1	27
	GB	0	0	0	0	0	0	0	11
	FATA	0	0	0	0	0	0	0	1
<b>46. Prime Minister's Office (Public)</b>	<b>G. TOTAL</b>	<b>29</b>	<b>22</b>	<b>30</b>	<b>14</b>	<b>3</b>	<b>3</b>	<b>101</b>	<b>516</b>
<b>Main, Islamabad.</b>	<b>TOTAL</b>	<b>7</b>	<b>6</b>	<b>18</b>	<b>5</b>	<b>1</b>	<b>1</b>	<b>38</b>	<b>209</b>
	Islamabad	0	0	0	0	0	0	0	0
	Punjab	5	3	12	3	0	1	24	140
	Sindh R	1	0	0	1	0	0	2	10
	Sindh U	0	1	0	0	0	0	1	6
	KP	1	2	4	1	1	0	9	35
	Balochistan	0	0	0	0	0	0	0	4
	AJ&K	0	0	1	0	0	0	1	10
	GB	0	0	0	0	0	0	0	1
	FATA	0	0	1	0	0	0	1	3
<b>Board of Investment, Islamabad.</b>	<b>TOTAL</b>	<b>17</b>	<b>13</b>	<b>9</b>	<b>4</b>	<b>2</b>	<b>1</b>	<b>46</b>	<b>233</b>
	Islamabad	1	0	0	0	0	0	1	13
	Punjab	10	9	4	1	2	0	26	109
	Sindh R	1	1	0	0	0	0	2	25
	Sindh U	1	0	1	1	0	0	3	13
	KP	3	1	1	2	0	1	8	45
	Balochistan	0	1	1	0	0	0	2	11
	AJ&K	0	0	2	0	0	0	2	11
	GB	1	0	0	0	0	0	1	2
	FATA	0	1	0	0	0	0	1	4
<b>National Commission for</b>	<b>TOTAL</b>	<b>2</b>	<b>0</b>	<b>1</b>	<b>1</b>	<b>0</b>	<b>1</b>	<b>5</b>	<b>31</b>
<b>Government Reforms, Islamabad.</b>	Islamabad	0	0	0	0	0	0	0	3
	Punjab	2	0	1	0	0	1	4	20
	Sindh R	0	0	0	0	0	0	0	1
	Sindh U	0	0	0	0	0	0	0	0
	KP	0	0	0	0	0	0	0	4
	Balochistan	0	0	0	1	0	0	1	1
	AJ&K	0	0	0	0	0	0	0	1
	GB	0	0	0	0	0	0	0	1
	FATA	0	0	0	0	0	0	0	0

TABLE-30																		
DOMICILE WISE ACTUAL STRENGTH OF EMPLOYEES BY BASIC SCALE AND DIVISIONS / ATTACHED DEPARTMENTS / SUBORDINATE OFFICES																		
DIVISION/OFFICE	DOMICILE	BASIC SCALE 1 to 16																
		1	2	3	4	5	6	7	8	9	10	11	12	13	14	15	16	TOTAL
<b>Prime Minister's Inspection</b>	<b>TOTAL</b>	<b>8</b>	<b>2</b>	<b>0</b>	<b>6</b>	<b>2</b>	<b>0</b>	<b>0</b>	<b>0</b>	<b>1</b>	<b>0</b>	<b>2</b>	<b>0</b>	<b>0</b>	<b>2</b>	<b>1</b>	<b>7</b>	<b>31</b>
<b>Commission, Islamabad.</b>	Islamabad	1	0	0	0	0	0	0	0	0	0	0	0	0	0	0	1	2
	Punjab	7	2	0	5	1	0	0	0	1	0	1	0	0	2	1	3	23
	Sindh R	0	0	0	0	0	0	0	0	0	0	0	0	0	0	0	1	1
	Sindh U	0	0	0	0	0	0	0	0	0	0	0	0	0	0	0	0	0
	KP	0	0	0	1	1	0	0	0	0	0	1	0	0	0	0	2	5
	Balochistan	0	0	0	0	0	0	0	0	0	0	0	0	0	0	0	0	0
	AJ&K	0	0	0	0	0	0	0	0	0	0	0	0	0	0	0	0	0
	GB	0	0	0	0	0	0	0	0	0	0	0	0	0	0	0	0	0
	FATA	0	0	0	0	0	0	0	0	0	0	0	0	0	0	0	0	0
<b>47. Prime Minister's Office</b>	<b>TOTAL</b>	<b>186</b>	<b>13</b>	<b>3</b>	<b>66</b>	<b>57</b>	<b>6</b>	<b>8</b>	<b>7</b>	<b>48</b>	<b>3</b>	<b>24</b>	<b>1</b>	<b>0</b>	<b>14</b>	<b>24</b>	<b>17</b>	<b>477</b>
<b>(Internal), Islamabad.</b>	Islamabad	27	2	0	9	4	2	0	0	7	0	3	0	0	0	4	0	58
	Punjab	105	9	2	34	44	0	3	5	32	3	11	0	0	12	17	12	289
	Sindh R	1	0	0	2	0	0	0	0	1	0	0	0	0	0	0	0	4
	Sindh U	1	0	0	1	0	0	0	0	1	0	0	0	0	0	0	1	4
	KP	30	2	1	13	4	0	1	1	4	0	6	0	0	0	1	3	66
	Balochistan	4	0	0	2	0	0	0	0	0	0	3	1	0	0	1	0	11
	AJ&K	14	0	0	5	5	2	2	1	2	0	1	0	0	2	1	1	36
	GB	4	0	0	0	0	2	2	0	0	0	0	0	0	0	0	0	8
	FATA	0	0	0	0	0	0	0	0	1	0	0	0	0	0	0	0	1
<b>48. National Assembly</b>	<b>TOTAL</b>	<b>172</b>	<b>36</b>	<b>0</b>	<b>103</b>	<b>8</b>	<b>0</b>	<b>163</b>	<b>0</b>	<b>36</b>	<b>1</b>	<b>23</b>	<b>9</b>	<b>0</b>	<b>123</b>	<b>19</b>	<b>123</b>	<b>816</b>
<b>Secretariat, Islamabad.</b>	Islamabad	172	36	0	0	0	0	0	0	0	0	0	0	0	0	0	0	208
	Punjab	0	0	0	67	5	0	97	0	24	0	16	2	0	66	10	89	376
	Sindh R	0	0	0	11	0	0	21	0	2	1	2	1	0	19	4	15	76
	Sindh U	0	0	0	6	0	0	9	0	2	0	0	2	0	6	1	1	27
	KP	0	0	0	12	1	0	21	0	4	0	2	2	0	22	3	15	82
	Balochistan	0	0	0	3	0	0	4	0	1	0	1	0	0	6	0	2	17
	AJ&K	0	0	0	2	2	0	4	0	1	0	1	1	0	1	0	1	13
	GB	0	0	0	0	0	0	2	0	0	0	1	0	0	2	1	0	6
	FATA	0	0	0	2	0	0	5	0	2	0	0	1	0	1	0	0	11
<b>49. Senate Secretariat,</b>	<b>TOTAL</b>	<b>221</b>	<b>13</b>	<b>0</b>	<b>156</b>	<b>8</b>	<b>0</b>	<b>17</b>	<b>0</b>	<b>108</b>	<b>0</b>	<b>31</b>	<b>1</b>	<b>0</b>	<b>41</b>	<b>85</b>	<b>149</b>	<b>830</b>
<b>Islamabad.</b>	Islamabad	25	2	0	5	0	0	1	0	14	0	3	0	0	5	8	18	81
	Punjab	111	6	0	84	1	0	7	0	47	0	15	1	0	19	38	72	401
	Sindh R	4	0	0	5	1	0	0	0	6	0	4	0	0	3	9	19	51
	Sindh U	5	0	0	5	0	0	0	0	4	0	1	0	0	1	5	8	29
	KP	50	2	0	40	4	0	9	0	23	0	6	0	0	7	19	16	176
	Balochistan	6	0	0	8	0	0	0	0	6	0	0	0	0	3	4	9	36
	AJ&K	14	3	0	7	0	0	0	0	4	0	1	0	0	2	1	2	34
	GB	4	0	0	1	2	0	0	0	0	0	0	0	0	0	1	1	9
	FATA	2	0	0	1	0	0	0	0	4	0	1	0	0	1	0	4	13

**TABLE-30**  
**DOMICILE WISE ACTUAL STRENGTH OF EMPLOYEES BY BASIC SCALE AND DIVISIONS / ATTACHED DEPARTMENTS /SUBORDINATE OFFICES**

DIVISION/OFFICE	DOMICILE	BASIC SCALE 17 to 22							G.TOTAL BS 1-22
		17	18	19	20	21	22	TOTAL	
<b>Prime Minister's Inspection</b>	<b>TOTAL</b>	<b>3</b>	<b>3</b>	<b>2</b>	<b>4</b>	<b>0</b>	<b>0</b>	<b>12</b>	<b>43</b>
<b>Commission, Islamabad.</b>	Islamabad	2	0	0	0	0	0	2	4
	Punjab	0	1	1	4	0	0	6	29
	Sindh R	0	1	0	0	0	0	1	2
	Sindh U	0	0	0	0	0	0	0	0
	KP	1	1	1	0	0	0	3	8
	Balochistan	0	0	0	0	0	0	0	0
	AJ&K	0	0	0	0	0	0	0	0
	GB	0	0	0	0	0	0	0	0
	FATA	0	0	0	0	0	0	0	0
<b>47. Prime Minister's Office (Internal)</b>	<b>TOTAL</b>	<b>2</b>	<b>5</b>	<b>0</b>	<b>0</b>	<b>0</b>	<b>0</b>	<b>7</b>	<b>484</b>
<b>Islamabad.</b>	Islamabad	0	0	0	0	0	0	0	58
	Punjab	1	4	0	0	0	0	5	294
	Sindh R	0	0	0	0	0	0	0	4
	Sindh U	0	1	0	0	0	0	1	5
	KP	1	0	0	0	0	0	1	67
	Balochistan	0	0	0	0	0	0	0	11
	AJ&K	0	0	0	0	0	0	0	36
	GB	0	0	0	0	0	0	0	8
	FATA	0	0	0	0	0	0	0	1
<b>48. National Assembly Secretariat,</b>	<b>TOTAL</b>	<b>93</b>	<b>48</b>	<b>23</b>	<b>15</b>	<b>5</b>	<b>2</b>	<b>186</b>	<b>1002</b>
<b>Islamabad.</b>	Islamabad	0	0	0	0	0	0	0	208
	Punjab	58	33	13	11	3	1	119	495
	Sindh R	17	3	4	1	0	0	25	101
	Sindh U	0	0	0	0	0	0	0	27
	KP	14	10	4	1	2	1	32	114
	Balochistan	2	0	2	1	0	0	5	22
	AJ&K	0	2	0	0	0	0	2	15
	GB	1	0	0	1	0	0	2	8
	FATA	1	0	0	0	0	0	1	12
<b>49. Senate Secretariat, Islamabad.</b>	<b>TOTAL</b>	<b>112</b>	<b>38</b>	<b>25</b>	<b>15</b>	<b>5</b>	<b>2</b>	<b>197</b>	<b>1027</b>
	Islamabad	10	5	2	0	0	0	17	98
	Punjab	58	19	10	9	3	2	101	502
	Sindh R	9	1	6	4	0	0	20	71
	Sindh U	9	2	0	2	2	0	15	44
	KP	14	6	4	0	0	0	24	200
	Balochistan	6	1	2	0	0	0	9	45
	AJ&K	2	2	0	0	0	0	4	38
	GB	0	0	0	0	0	0	0	9
	FATA	4	2	1	0	0	0	7	20



TABLE-30																		
DOMICILE WISE ACTUAL STRENGTH OF EMPLOYEES BY BASIC SCALE AND DIVISIONS / ATTACHED DEPARTMENTS / SUBORDINATE OFFICES																		
DIVISION/OFFICE	DOMICILE	BASIC SCALE 1 to 16																
		1	2	3	4	5	6	7	8	9	10	11	12	13	14	15	16	TOTAL
<b>50. Election Commission</b>	<b>G. TOTAL</b>	<b>79</b>	<b>218</b>	<b>367</b>	<b>20</b>	<b>47</b>	<b>174</b>	<b>5</b>	<b>8</b>	<b>277</b>	<b>0</b>	<b>278</b>	<b>0</b>	<b>161</b>	<b>87</b>	<b>42</b>	<b>245</b>	<b>2008</b>
<b>of Pakistan</b>	<b>TOTAL</b>	<b>4</b>	<b>54</b>	<b>32</b>	<b>5</b>	<b>14</b>	<b>8</b>	<b>2</b>	<b>3</b>	<b>18</b>	<b>0</b>	<b>15</b>	<b>0</b>	<b>3</b>	<b>15</b>	<b>9</b>	<b>48</b>	<b>230</b>
<b>Main, Islamabad.</b>	Islamabad	1	28	7	1	3	0	1	1	6	0	6	0	0	0	3	9	66
	Punjab	2	11	12	1	5	3	0	0	2	0	7	0	0	6	0	18	67
	Sindh R	0	1	0	0	1	0	0	0	1	0	0	0	1	2	2	4	12
	Sindh U	0	0	0	0	1	0	0	0	1	0	0	0	1	1	4	8	8
	KP	1	12	10	1	2	5	0	2	5	0	1	0	2	2	3	9	55
	Balochistan	0	0	0	0	1	0	0	0	1	0	1	0	0	2	0	0	5
	AJ&K	0	2	2	2	0	0	1	0	1	0	0	0	0	1	0	2	11
	GB	0	0	1	0	0	0	0	0	0	0	0	0	0	0	0	0	1
	FATA	0	0	0	0	1	0	0	0	1	0	0	0	0	1	0	2	5
<b>Provincial Election</b>	<b>TOTAL</b>	<b>75</b>	<b>164</b>	<b>335</b>	<b>15</b>	<b>33</b>	<b>166</b>	<b>3</b>	<b>5</b>	<b>259</b>	<b>0</b>	<b>263</b>	<b>0</b>	<b>158</b>	<b>72</b>	<b>33</b>	<b>197</b>	<b>1778</b>
<b>Commissioners,</b>	Islamabad	0	0	0	0	0	0	0	0	0	0	0	0	0	0	0	0	0
<b>Punjab, Sindh, KP,</b>	Punjab	18	102	80	3	11	49	0	1	96	0	104	0	47	25	9	66	611
<b>Balochistan.</b>	Sindh R	32	0	62	0	0	18	0	0	28	0	28	0	22	11	5	18	224
	Sindh U	8	0	53	2	2	28	0	0	35	0	29	0	21	10	6	23	217
	KP	0	32	63	8	9	33	2	3	57	0	50	0	32	13	11	31	344
	Balochistan	17	29	63	2	10	34	1	1	41	0	50	0	31	12	2	51	344
	AJ&K	0	0	1	0	0	0	0	0	0	0	1	0	0	0	0	0	2
	GB	0	0	0	0	0	0	0	0	0	0	0	0	0	0	0	0	0
	FATA	0	1	13	0	1	4	0	0	2	0	1	0	5	1	0	8	36
<b>51. Wafaqi Mohtasib</b>	<b>TOTAL</b>	<b>154</b>	<b>21</b>	<b>0</b>	<b>53</b>	<b>0</b>	<b>0</b>	<b>2</b>	<b>0</b>	<b>35</b>	<b>1</b>	<b>55</b>	<b>4</b>	<b>0</b>	<b>34</b>	<b>0</b>	<b>105</b>	<b>464</b>
<b>(Ombudsman)'s</b>	Islamabad	25	1	0	5	0	0	0	0	1	0	3	0	0	1	0	9	45
<b>Secretariat, Islamabad.</b>	Punjab	67	8	0	23	0	0	2	0	18	1	23	2	0	20	0	48	212
	Sindh R	11	0	0	4	0	0	0	0	2	0	6	1	0	3	0	7	34
	Sindh U	11	1	0	10	0	0	0	0	7	0	5	0	0	3	0	9	46
	KP	26	7	0	8	0	0	0	0	3	0	13	1	0	3	0	19	80
	Balochistan	8	0	0	2	0	0	0	0	2	0	3	0	0	2	0	6	23
	AJ&K	6	4	0	0	0	0	0	0	1	0	1	0	0	1	0	3	16
	GB	0	0	0	0	0	0	0	0	0	0	0	0	0	0	0	2	2
	FATA	0	0	0	1	0	0	0	0	1	0	1	0	0	1	0	2	6
<b>52. Supreme Court of</b>	<b>TOTAL</b>	<b>0</b>	<b>16</b>	<b>154</b>	<b>48</b>	<b>12</b>	<b>48</b>	<b>26</b>	<b>38</b>	<b>48</b>	<b>5</b>	<b>18</b>	<b>6</b>	<b>10</b>	<b>45</b>	<b>19</b>	<b>33</b>	<b>526</b>
<b>Pakistan, Islamabad.</b>	Islamabad	0	2	9	2	1	6	2	5	5	0	0	0	2	2	0	0	36
	Punjab	0	11	70	28	7	21	12	22	29	4	14	3	6	28	14	23	292
	Sindh R	0	0	8	4	1	4	4	4	4	0	2	3	1	4	2	2	43
	Sindh U	0	0	12	0	1	1	3	1	1	0	1	0	0	4	1	4	29
	KP	0	3	35	7	2	12	4	5	6	1	0	0	1	7	2	2	87
	Balochistan	0	0	2	1	0	0	0	0	1	0	1	0	0	0	0	1	6
	AJ&K	0	0	14	5	0	0	1	1	2	0	0	0	0	0	0	0	23
	GB	0	0	3	1	0	3	0	0	0	0	0	0	0	0	0	1	8
	FATA	0	0	1	0	0	1	0	0	0	0	0	0	0	0	0	0	2

TABLE-30									
DOMICILE WISE ACTUAL STRENGTH OF EMPLOYEES BY BASIC SCALE AND DIVISIONS / ATTACHED DEPARTMENTS / SUBORDINATE OFFICES									
DIVISION/OFFICE	DOMICILE	BASIC SCALE 17 to 22							G.TOTAL BS 1-22
		17	18	19	20	21	22	TOTAL	
<b>50. Election Commission of Pakistan</b>	<b>G. TOTAL</b>	<b>100</b>	<b>186</b>	<b>51</b>	<b>14</b>	<b>3</b>	<b>1</b>	<b>355</b>	<b>2363</b>
<b>Main, Islamabad.</b>	<b>TOTAL</b>	<b>19</b>	<b>31</b>	<b>13</b>	<b>10</b>	<b>2</b>	<b>1</b>	<b>76</b>	<b>306</b>
	Islamabad	2	4	2	1	0	0	9	75
	Punjab	12	16	5	3	1	1	38	105
	Sindh R	2	1	0	0	0	0	3	15
	Sindh U	0	0	0	0	0	0	0	8
	KP	0	2	4	3	1	0	10	65
	Balochistan	2	6	0	2	0	0	10	15
	AJ&K	1	1	1	0	0	0	3	14
	GB	0	1	0	0	0	0	1	2
	FATA	0	0	1	1	0	0	2	7
<b>Provincial Election Commissioners,</b>	<b>TOTAL</b>	<b>81</b>	<b>155</b>	<b>38</b>	<b>4</b>	<b>1</b>	<b>0</b>	<b>279</b>	<b>2057</b>
<b>Punjab, Sindh, KP, Balochistan.</b>	Islamabad	1	2	2	0	0	0	5	5
	Punjab	23	43	10	0	1	0	77	688
	Sindh R	7	18	4	0	0	0	29	253
	Sindh U	11	21	3	0	0	0	35	252
	KP	20	34	10	3	0	0	67	411
	Balochistan	19	36	4	1	0	0	60	404
	AJ&K	0	0	0	0	0	0	0	2
	GB	0	0	0	0	0	0	0	0
	FATA	0	1	5	0	0	0	6	42
<b>51. Wafaqi Mohtasib (Ombudsman)</b>	<b>TOTAL</b>	<b>73</b>	<b>10</b>	<b>5</b>	<b>7</b>	<b>5</b>	<b>1</b>	<b>101</b>	<b>565</b>
<b>Secretariat, Islamabad.</b>	Islamabad	5	0	0	0	0	0	5	50
	Punjab	41	3	1	4	4	1	54	266
	Sindh R	5	4	1	0	1	0	11	45
	Sindh U	10	0	1	0	0	0	11	57
	KP	10	1	1	1	0	0	13	93
	Balochistan	1	1	1	0	0	0	3	26
	AJ&K	0	1	0	2	0	0	3	19
	GB	0	0	0	0	0	0	0	2
	FATA	1	0	0	0	0	0	1	7
<b>52. Supreme Court of Pakistan,</b>	<b>TOTAL</b>	<b>40</b>	<b>28</b>	<b>40</b>	<b>9</b>	<b>3</b>	<b>2</b>	<b>122</b>	<b>648</b>
<b>Islamabad.</b>	Islamabad	0	2	2	0	0	0	4	40
	Punjab	24	21	24	8	3	0	80	372
	Sindh R	3	0	2	0	0	0	5	48
	Sindh U	4	2	2	1	0	1	10	39
	KP	8	3	9	0	0	1	21	108
	Balochistan	1	0	0	0	0	0	1	7
	AJ&K	0	0	0	0	0	0	0	23
	GB	0	0	1	0	0	0	1	9
	FATA	0	0	0	0	0	0	0	2

TABLE-30

## DOMICILE WISE ACTUAL STRENGTH OF EMPLOYEES BY BASIC SCALE AND DIVISIONS / ATTACHED DEPARTMENTS / SUBORDINATE OFFICES

DIVISION/OFFICE	DOMICILE	BASIC SCALE 1 to 16																
		1	2	3	4	5	6	7	8	9	10	11	12	13	14	15	16	TOTAL
<b>53. Federal Tax Ombudsman</b>	<b>TOTAL</b>	<b>42</b>	<b>27</b>	<b>6</b>	<b>0</b>	<b>12</b>	<b>9</b>	<b>0</b>	<b>0</b>	<b>15</b>	<b>0</b>	<b>12</b>	<b>1</b>	<b>0</b>	<b>6</b>	<b>1</b>	<b>25</b>	<b>156</b>
<b>Secretariat, Islamabad.</b>	Islamabad	12	2	0	0	1	0	0	0	4	0	1	0	0	0	0	1	21
	Punjab	12	16	4	0	7	7	0	0	4	0	5	0	0	4	1	15	75
	Sindh R	0	0	0	0	0	0	0	0	3	0	2	0	0	1	0	0	6
	Sindh U	6	3	2	0	1	1	0	0	0	0	3	0	0	1	0	4	21
	KP	10	1	0	0	2	1	0	0	2	0	1	1	0	0	0	4	22
	Balochistan	2	5	0	0	1	0	0	0	2	0	0	0	0	0	0	1	11
	AJ&K	0	0	0	0	0	0	0	0	0	0	0	0	0	0	0	0	0
	GB	0	0	0	0	0	0	0	0	0	0	0	0	0	0	0	0	0
	FATA	0	0	0	0	0	0	0	0	0	0	0	0	0	0	0	0	0
<b>54. National Accountability</b>	<b>TOTAL</b>	<b>382</b>	<b>61</b>	<b>6</b>	<b>191</b>	<b>3</b>	<b>4</b>	<b>7</b>	<b>0</b>	<b>93</b>	<b>0</b>	<b>88</b>	<b>46</b>	<b>0</b>	<b>149</b>	<b>65</b>	<b>298</b>	<b>1393</b>
<b>Bureau, Islamabad.</b>	Islamabad	38	1	0	5	0	0	0	0	1	0	4	3	0	7	2	2	63
	Punjab	175	14	0	87	2	0	0	0	47	0	40	20	0	62	33	139	619
	Sindh R	12	0	1	27	0	0	0	0	12	0	8	8	0	25	6	46	145
	Sindh U	43	2	0	23	0	0	0	0	10	0	10	7	0	14	2	27	138
	KP	45	38	5	19	1	4	6	0	17	0	15	4	0	22	6	52	234
	Balochistan	57	1	0	24	0	0	1	0	2	0	7	3	0	16	14	22	147
	AJ&K	5	2	0	3	0	0	0	0	2	0	3	1	0	1	1	1	19
	GB	6	0	0	1	0	0	0	0	2	0	1	0	0	2	1	0	13
	FATA	1	3	0	2	0	0	0	0	0	0	0	0	0	0	0	9	15
	<b>G. TOTAL</b>	<b>72981</b>	<b>50202</b>	<b>11561</b>	<b>22061</b>	<b>123617</b>	<b>68621</b>	<b>53479</b>	<b>14373</b>	<b>43210</b>	<b>3859</b>	<b>24732</b>	<b>4292</b>	<b>3016</b>	<b>20249</b>	<b>4322</b>	<b>34263</b>	<b>554838</b>

TABLE-30

## DOMICILE WISE ACTUAL STRENGTH OF EMPLOYEES BY BASIC SCALE AND DIVISIONS / ATTACHED DEPARTMENTS / SUBORDINATE OFFICES

DIVISION/OFFICE	DOMICILE	BASIC SCALE 17 to 22							G.TOTAL BS 1-22
			18	19	20	21	22	TOTAL	
<b>53. Federal Tax Ombudsman</b>	<b>TOTAL</b>	<b>11</b>	<b>6</b>	<b>1</b>	<b>0</b>	<b>0</b>	<b>2</b>	<b>20</b>	<b>176</b>
<b>Secretariat, Islamabad.</b>	Islamabad	1	0	0	0	0	0	1	22
	Punjab	8	2	1	0	0	2	13	88
	Sindh R	0	2	0	0	0	0	2	8
	Sindh U	2	0	0	0	0	0	2	23
	KP	0	2	0	0	0	0	2	24
	Balochistan	0	0	0	0	0	0	0	11
	AJ&K	0	0	0	0	0	0	0	0
	GB	0	0	0	0	0	0	0	0
	FATA	0	0	0	0	0	0	0	0
<b>54. National Accountability</b>	<b>TOTAL</b>	<b>228</b>	<b>207</b>	<b>57</b>	<b>18</b>	<b>5</b>	<b>1</b>	<b>516</b>	<b>1909</b>
<b>Bureau, Islamabad.</b>	Islamabad	7	7	1	0	0	0	15	78
	Punjab	112	112	36	9	3	1	273	892
	Sindh R	22	25	6	2	0	0	55	200
	Sindh U	22	14	3	2	1	0	42	180
	KP	39	26	8	1	1	0	75	309
	Balochistan	13	6	1	2	0	0	22	169
	AJ&K	6	4	1	1	0	0	12	31
	GB	3	1	0	0	0	0	4	17
	FATA	4	12	1	1	0	0	18	33
	<b>G. TOTAL</b>	<b>14800</b>	<b>7406</b>	<b>3006</b>	<b>1184</b>	<b>415</b>	<b>106</b>	<b>26917</b>	<b>581755</b>

TABLE-31																		
DOMICILE WISE ACTUAL STRENGTH OF FEMALE EMPLOYEES BY BASIC SCALE AND DIVISIONS / ATTACHED DEPARTMENTS / SUBORDINATE OFFICES																		
DIVISION/OFFICE	DOMICILE	BASIC SCALE 1 to 16																
		1	2	3	4	5	6	7	8	9	10	11	12	13	14	15	16	TOTAL
<b>1. Aviation Division</b>	<b>G. TOTAL</b>	<b>16</b>	<b>1</b>	<b>0</b>	<b>0</b>	<b>5</b>	<b>0</b>	<b>642</b>	<b>0</b>	<b>104</b>	<b>0</b>	<b>194</b>	<b>1</b>	<b>3</b>	<b>102</b>	<b>1</b>	<b>34</b>	<b>1103</b>
<b>Main, Islamabad.</b>	<b>TOTAL</b>	<b>0</b>	<b>0</b>	<b>0</b>	<b>0</b>	<b>0</b>	<b>0</b>	<b>0</b>	<b>0</b>	<b>0</b>	<b>0</b>	<b>0</b>	<b>0</b>	<b>0</b>	<b>0</b>	<b>0</b>	<b>0</b>	<b>0</b>
	Islamabad	0	0	0	0	0	0	0	0	0	0	0	0	0	0	0	0	0
	Punjab	0	0	0	0	0	0	0	0	0	0	0	0	0	0	0	0	0
	Sindh R	0	0	0	0	0	0	0	0	0	0	0	0	0	0	0	0	0
	Sindh U	0	0	0	0	0	0	0	0	0	0	0	0	0	0	0	0	0
	KP	0	0	0	0	0	0	0	0	0	0	0	0	0	0	0	0	0
	Balochistan	0	0	0	0	0	0	0	0	0	0	0	0	0	0	0	0	0
	AJ&K	0	0	0	0	0	0	0	0	0	0	0	0	0	0	0	0	0
	GB	0	0	0	0	0	0	0	0	0	0	0	0	0	0	0	0	0
	FATA	0	0	0	0	0	0	0	0	0	0	0	0	0	0	0	0	0
<b>Airports Security Force,</b>	<b>TOTAL</b>	<b>13</b>	<b>0</b>	<b>0</b>	<b>0</b>	<b>0</b>	<b>0</b>	<b>636</b>	<b>0</b>	<b>90</b>	<b>0</b>	<b>194</b>	<b>0</b>	<b>0</b>	<b>89</b>	<b>0</b>	<b>27</b>	<b>1049</b>
<b>Karachi.</b>	Islamabad	0	0	0	0	0	0	1	0	0	0	0	0	0	0	0	0	1
	Punjab	4	0	0	0	0	0	363	0	66	0	101	0	0	48	0	8	590
	Sindh R	0	0	0	0	0	0	63	0	5	0	24	0	0	10	0	1	103
	Sindh U	9	0	0	0	0	0	84	0	11	0	27	0	0	22	0	8	161
	KP	0	0	0	0	0	0	63	0	5	0	18	0	0	4	0	3	93
	Balochistan	0	0	0	0	0	0	31	0	1	0	17	0	0	2	0	4	55
	AJ&K	0	0	0	0	0	0	8	0	1	0	2	0	0	1	0	2	14
	GB	0	0	0	0	0	0	21	0	1	0	4	0	0	2	0	1	29
	FATA	0	0	0	0	0	0	2	0	0	0	1	0	0	0	0	0	3
<b>Pakistan Meteorological</b>	<b>TOTAL</b>	<b>3</b>	<b>1</b>	<b>0</b>	<b>0</b>	<b>5</b>	<b>0</b>	<b>6</b>	<b>0</b>	<b>14</b>	<b>0</b>	<b>0</b>	<b>1</b>	<b>3</b>	<b>13</b>	<b>1</b>	<b>7</b>	<b>54</b>
<b>Department, Islamabad.</b>	Islamabad	0	0	0	0	1	0	2	0	1	0	0	1	0	3	0	0	8
	Punjab	0	0	0	0	3	0	3	0	9	0	0	0	3	4	1	4	27
	Sindh R	0	0	0	0	0	0	1	0	3	0	0	0	0	1	0	1	6
	Sindh U	2	1	0	0	1	0	0	0	0	0	0	0	0	2	0	1	7
	KP	0	0	0	0	0	0	0	0	0	0	0	0	0	1	0	1	2
	Balochistan	1	0	0	0	0	0	0	0	0	0	0	0	0	1	0	0	2
	AJ&K	0	0	0	0	0	0	0	0	1	0	0	0	0	1	0	0	2
	GB	0	0	0	0	0	0	0	0	0	0	0	0	0	0	0	0	0
	FATA	0	0	0	0	0	0	0	0	0	0	0	0	0	0	0	0	0
<b>2. Cabinet Division</b>	<b>G. TOTAL</b>	<b>7</b>	<b>0</b>	<b>3</b>	<b>2</b>	<b>2</b>	<b>0</b>	<b>0</b>	<b>0</b>	<b>14</b>	<b>1</b>	<b>5</b>	<b>3</b>	<b>0</b>	<b>3</b>	<b>6</b>	<b>12</b>	<b>58</b>
<b>Main, Islamabad.</b>	<b>TOTAL</b>	<b>3</b>	<b>0</b>	<b>0</b>	<b>0</b>	<b>0</b>	<b>0</b>	<b>0</b>	<b>0</b>	<b>4</b>	<b>0</b>	<b>0</b>	<b>0</b>	<b>0</b>	<b>2</b>	<b>2</b>	<b>9</b>	<b>20</b>
	Islamabad	0	0	0	0	0	0	0	0	0	0	0	0	0	2	1	0	3
	Punjab	3	0	0	0	0	0	0	0	1	0	0	0	0	0	1	8	13
	Sindh R	0	0	0	0	0	0	0	0	0	0	0	0	0	0	0	0	0
	Sindh U	0	0	0	0	0	0	0	0	1	0	0	0	0	0	0	0	1
	KP	0	0	0	0	0	0	0	0	2	0	0	0	0	0	0	1	3
	Balochistan	0	0	0	0	0	0	0	0	0	0	0	0	0	0	0	0	0
	AJ&K	0	0	0	0	0	0	0	0	0	0	0	0	0	0	0	0	0
	GB	0	0	0	0	0	0	0	0	0	0	0	0	0	0	0	0	0
	FATA	0	0	0	0	0	0	0	0	0	0	0	0	0	0	0	0	0

TABLE-31										
DOMICILE WISE ACTUAL STRENGTH OF FEMALE EMPLOYEES BY BASIC SCALE AND DIVISIONS / ATTACHED DEPARTMENTS / SUBORDINATE OFFICES										
	DIVISION/OFFICE	DOMICILE	BASIC SCALE 17 to 22						G.TOTAL BS 1-22	
			17	18	19	20	21	22		TOTAL
1.	<b>Aviation Division</b>	<b>G. TOTAL</b>	<b>35</b>	<b>10</b>	<b>3</b>	<b>0</b>	<b>0</b>	<b>0</b>	<b>48</b>	<b>1151</b>
	<b>Main, Islamabad.</b>	<b>TOTAL</b>	<b>0</b>	<b>0</b>	<b>1</b>	<b>0</b>	<b>0</b>	<b>0</b>	<b>1</b>	<b>1</b>
		Islamabad	0	0	0	0	0	0	0	0
		Punjab	0	0	1	0	0	0	1	1
		Sindh R	0	0	0	0	0	0	0	0
		Sindh U	0	0	0	0	0	0	0	0
		KP	0	0	0	0	0	0	0	0
		Balochistan	0	0	0	0	0	0	0	0
		AJ&K	0	0	0	0	0	0	0	0
		GB	0	0	0	0	0	0	0	0
		FATA	0	0	0	0	0	0	0	0
	<b>Airports Security Force,</b>	<b>TOTAL</b>	<b>25</b>	<b>6</b>	<b>1</b>	<b>0</b>	<b>0</b>	<b>0</b>	<b>32</b>	<b>1081</b>
	<b>Karachi.</b>	Islamabad	0	0	0	0	0	0	0	1
		Punjab	8	3	0	0	0	0	11	601
		Sindh R	5	0	0	0	0	0	5	108
		Sindh U	7	2	1	0	0	0	10	171
		KP	2	1	0	0	0	0	3	96
		Balochistan	1	0	0	0	0	0	1	56
		AJ&K	1	0	0	0	0	0	1	15
		GB	1	0	0	0	0	0	1	30
		FATA	0	0	0	0	0	0	0	3
	<b>Pakistan Meteorological</b>	<b>TOTAL</b>	<b>10</b>	<b>4</b>	<b>1</b>	<b>0</b>	<b>0</b>	<b>0</b>	<b>15</b>	<b>69</b>
	<b>Department, Islamabad.</b>	Islamabad	0	0	0	0	0	0	0	8
		Punjab	8	4	0	0	0	0	12	39
		Sindh R	1	0	0	0	0	0	1	7
		Sindh U	1	0	1	0	0	0	2	9
		KP	0	0	0	0	0	0	0	2
		Balochistan	0	0	0	0	0	0	0	2
		AJ&K	0	0	0	0	0	0	0	2
		GB	0	0	0	0	0	0	0	0
		FATA	0	0	0	0	0	0	0	0
2.	<b>Cabinet Division</b>	<b>G. TOTAL</b>	<b>5</b>	<b>9</b>	<b>1</b>	<b>0</b>	<b>0</b>	<b>1</b>	<b>16</b>	<b>74</b>
	<b>Main, Islamabad.</b>	<b>TOTAL</b>	<b>0</b>	<b>9</b>	<b>0</b>	<b>0</b>	<b>0</b>	<b>1</b>	<b>10</b>	<b>30</b>
		Islamabad	0	0	0	0	0	0	0	3
		Punjab	0	6	0	0	0	1	7	20
		Sindh R	0	1	0	0	0	0	1	1
		Sindh U	0	0	0	0	0	0	0	1
		KP	0	2	0	0	0	0	2	5
		Balochistan	0	0	0	0	0	0	0	0
		AJ&K	0	0	0	0	0	0	0	0
		GB	0	0	0	0	0	0	0	0
		FATA	0	0	0	0	0	0	0	0

TABLE-31																		
DOMICILE WISE ACTUAL STRENGTH OF FEMALE EMPLOYEES BY BASIC SCALE AND DIVISIONS / ATTACHED DEPARTMENTS / SUBORDINATE OFFICES																		
DIVISION/OFFICE	DOMICILE	BASIC SCALE 1 to 16																
		1	2	3	4	5	6	7	8	9	10	11	12	13	14	15	16	TOTAL
<b>Department of</b>	<b>TOTAL</b>	<b>2</b>	<b>0</b>	<b>0</b>	<b>0</b>	<b>0</b>	<b>0</b>	<b>0</b>	<b>0</b>	<b>1</b>	<b>0</b>	<b>2</b>	<b>0</b>	<b>0</b>	<b>0</b>	<b>4</b>	<b>1</b>	<b>10</b>
<b>Communications</b>	Islamabad	0	0	0	0	0	0	0	0	0	0	0	0	0	0	0	0	0
<b>Security, Islamabad.</b>	Punjab	2	0	0	0	0	0	0	0	1	0	1	0	0	0	4	0	8
	Sindh R	0	0	0	0	0	0	0	0	0	0	0	0	0	0	0	1	1
	Sindh U	0	0	0	0	0	0	0	0	0	0	0	0	0	0	0	0	0
	KP	0	0	0	0	0	0	0	0	0	0	0	0	0	0	0	0	0
	Balochistan	0	0	0	0	0	0	0	0	0	0	1	0	0	0	0	0	1
	AJ&K	0	0	0	0	0	0	0	0	0	0	0	0	0	0	0	0	0
	GB	0	0	0	0	0	0	0	0	0	0	0	0	0	0	0	0	0
	FATA	0	0	0	0	0	0	0	0	0	0	0	0	0	0	0	0	0
<b>Department of Stationery and</b>	<b>TOTAL</b>	<b>1</b>	<b>0</b>	<b>0</b>	<b>1</b>	<b>0</b>	<b>0</b>	<b>0</b>	<b>0</b>	<b>4</b>	<b>0</b>	<b>2</b>	<b>0</b>	<b>0</b>	<b>0</b>	<b>0</b>	<b>0</b>	<b>8</b>
<b>Forms, Karachi.</b>	Islamabad	0	0	0	0	0	0	0	0	0	0	0	0	0	0	0	0	0
	Punjab	0	0	0	0	0	0	0	0	0	0	0	0	0	0	0	0	0
	Sindh R	0	0	0	1	0	0	0	0	0	0	0	0	0	0	0	0	1
	Sindh U	1	0	0	0	0	0	0	0	4	0	2	0	0	0	0	0	7
	KP	0	0	0	0	0	0	0	0	0	0	0	0	0	0	0	0	0
	Balochistan	0	0	0	0	0	0	0	0	0	0	0	0	0	0	0	0	0
	AJ&K	0	0	0	0	0	0	0	0	0	0	0	0	0	0	0	0	0
	GB	0	0	0	0	0	0	0	0	0	0	0	0	0	0	0	0	0
	FATA	0	0	0	0	0	0	0	0	0	0	0	0	0	0	0	0	0
<b>National Archives of</b>	<b>TOTAL</b>	<b>0</b>	<b>0</b>	<b>0</b>	<b>0</b>	<b>0</b>	<b>0</b>	<b>0</b>	<b>0</b>	<b>0</b>	<b>1</b>	<b>1</b>	<b>0</b>	<b>0</b>	<b>0</b>	<b>0</b>	<b>1</b>	<b>3</b>
<b>Pakistan, Islamabad.</b>	Islamabad	0	0	0	0	0	0	0	0	0	0	0	0	0	0	0	0	0
	Punjab	0	0	0	0	0	0	0	0	0	1	1	0	0	0	0	1	3
	Sindh R	0	0	0	0	0	0	0	0	0	0	0	0	0	0	0	0	0
	Sindh U	0	0	0	0	0	0	0	0	0	0	0	0	0	0	0	0	0
	KP	0	0	0	0	0	0	0	0	0	0	0	0	0	0	0	0	0
	Balochistan	0	0	0	0	0	0	0	0	0	0	0	0	0	0	0	0	0
	AJ&K	0	0	0	0	0	0	0	0	0	0	0	0	0	0	0	0	0
	GB	0	0	0	0	0	0	0	0	0	0	0	0	0	0	0	0	0
	FATA	0	0	0	0	0	0	0	0	0	0	0	0	0	0	0	0	0
<b>Federal Government</b>	<b>TOTAL</b>	<b>1</b>	<b>0</b>	<b>3</b>	<b>1</b>	<b>2</b>	<b>0</b>	<b>0</b>	<b>0</b>	<b>5</b>	<b>0</b>	<b>0</b>	<b>3</b>	<b>0</b>	<b>1</b>	<b>0</b>	<b>1</b>	<b>17</b>
<b>Tuberculosis Centre,</b>	Islamabad	0	0	0	0	0	0	0	0	0	0	0	0	0	0	0	0	0
<b>Rawalpindi.</b>	Punjab	1	0	3	1	2	0	0	0	2	0	0	1	0	0	0	1	11
	Sindh R	0	0	0	0	0	0	0	0	0	0	0	1	0	0	0	0	1
	Sindh U	0	0	0	0	0	0	0	0	1	0	0	0	0	0	0	0	1
	KP	0	0	0	0	0	0	0	0	1	0	0	1	0	0	0	0	2
	Balochistan	0	0	0	0	0	0	0	0	0	0	0	0	0	1	0	0	1
	AJ&K	0	0	0	0	0	0	0	0	0	0	0	0	0	0	0	0	0
	GB	0	0	0	0	0	0	0	0	0	0	0	0	0	0	0	0	0
	FATA	0	0	0	0	0	0	0	0	1	0	0	0	0	0	0	0	1

TABLE-31									
DOMICILE WISE ACTUAL STRENGTH OF FEMALE EMPLOYEES BY BASIC SCALE AND DIVISIONS / ATTACHED DEPARTMENTS / SUBORDINATE OFFICES									
DIVISION/OFFICE	DOMICILE	BASIC SCALE 17 to 22						TOTAL	G.TOTAL BS 1-22
		17	18	19	20	21	22		
<b>Department of</b>	<b>TOTAL</b>	<b>2</b>	<b>0</b>	<b>0</b>	<b>0</b>	<b>0</b>	<b>0</b>	<b>2</b>	<b>12</b>
<b>Communications</b>	Islamabad	0	0	0	0	0	0	0	0
<b>Security, Islamabad.</b>	Punjab	2	0	0	0	0	0	2	10
	Sindh R	0	0	0	0	0	0	0	1
	Sindh U	0	0	0	0	0	0	0	0
	KP	0	0	0	0	0	0	0	0
	Balochistan	0	0	0	0	0	0	0	1
	AJ&K	0	0	0	0	0	0	0	0
	GB	0	0	0	0	0	0	0	0
	FATA	0	0	0	0	0	0	0	0
<b>Department of Stationery and</b>	<b>TOTAL</b>	<b>0</b>	<b>0</b>	<b>1</b>	<b>0</b>	<b>0</b>	<b>0</b>	<b>1</b>	<b>9</b>
<b>Forms, Karachi.</b>	Islamabad	0	0	0	0	0	0	0	0
	Punjab	0	0	0	0	0	0	0	0
	Sindh R	0	0	0	0	0	0	0	1
	Sindh U	0	0	1	0	0	0	1	8
	KP	0	0	0	0	0	0	0	0
	Balochistan	0	0	0	0	0	0	0	0
	AJ&K	0	0	0	0	0	0	0	0
	GB	0	0	0	0	0	0	0	0
	FATA	0	0	0	0	0	0	0	0
<b>National Archives of</b>	<b>TOTAL</b>	<b>0</b>	<b>0</b>	<b>0</b>	<b>0</b>	<b>0</b>	<b>0</b>	<b>0</b>	<b>3</b>
<b>Pakistan, Islamabad.</b>	Islamabad	0	0	0	0	0	0	0	0
	Punjab	0	0	0	0	0	0	0	3
	Sindh R	0	0	0	0	0	0	0	0
	Sindh U	0	0	0	0	0	0	0	0
	KP	0	0	0	0	0	0	0	0
	Balochistan	0	0	0	0	0	0	0	0
	AJ&K	0	0	0	0	0	0	0	0
	GB	0	0	0	0	0	0	0	0
	FATA	0	0	0	0	0	0	0	0
<b>Federal Government</b>	<b>TOTAL</b>	<b>3</b>	<b>0</b>	<b>0</b>	<b>0</b>	<b>0</b>	<b>0</b>	<b>3</b>	<b>20</b>
<b>Tuberculosis Centre,</b>	Islamabad	1	0	0	0	0	0	1	1
<b>Rawalpindi</b>	Punjab	1	0	0	0	0	0	1	12
	Sindh R	0	0	0	0	0	0	0	1
	Sindh U	0	0	0	0	0	0	0	1
	KP	0	0	0	0	0	0	0	2
	Balochistan	1	0	0	0	0	0	1	2
	AJ&K	0	0	0	0	0	0	0	0
	GB	0	0	0	0	0	0	0	0
	FATA	0	0	0	0	0	0	0	1



TABLE-31

## DOMICILE WISE ACTUAL STRENGTH OF FEMALE EMPLOYEES BY BASIC SCALE AND DIVISIONS / ATTACHED DEPARTMENTS / SUBORDINATE OFFICES

DIVISION/OFFICE	DOMICILE	BASIC SCALE 1 to 16																
		1	2	3	4	5	6	7	8	9	10	11	12	13	14	15	16	TOTAL
<b>3. Capital Administration</b>	<b>G. TOTAL</b>	<b>397</b>	<b>398</b>	<b>70</b>	<b>21</b>	<b>7</b>	<b>4</b>	<b>112</b>	<b>12</b>	<b>232</b>	<b>1</b>	<b>80</b>	<b>74</b>	<b>0</b>	<b>942</b>	<b>17</b>	<b>2784</b>	<b>5151</b>
<b>&amp; Development</b>	<b>TOTAL</b>	<b>2</b>	<b>0</b>	<b>0</b>	<b>0</b>	<b>0</b>	<b>0</b>	<b>0</b>	<b>0</b>	<b>1</b>	<b>0</b>	<b>0</b>	<b>0</b>	<b>0</b>	<b>7</b>	<b>1</b>	<b>0</b>	<b>11</b>
<b>Division</b>	Islamabad	1	0	0	0	0	0	0	0	0	0	0	0	0	3	1	0	5
<b>Main, Islamabad.</b>	Punjab	1	0	0	0	0	0	0	0	1	0	0	0	0	3	0	0	5
	Sindh R	0	0	0	0	0	0	0	0	0	0	0	0	0	0	0	0	0
	Sindh U	0	0	0	0	0	0	0	0	0	0	0	0	0	1	0	0	1
	KP	0	0	0	0	0	0	0	0	0	0	0	0	0	0	0	0	0
	Balochistan	0	0	0	0	0	0	0	0	0	0	0	0	0	0	0	0	0
	AJ&K	0	0	0	0	0	0	0	0	0	0	0	0	0	0	0	0	0
	GB	0	0	0	0	0	0	0	0	0	0	0	0	0	0	0	0	0
	FATA	0	0	0	0	0	0	0	0	0	0	0	0	0	0	0	0	0
<b>Department of Libraries,</b>	<b>TOTAL</b>	<b>2</b>	<b>0</b>	<b>0</b>	<b>0</b>	<b>2</b>	<b>0</b>	<b>0</b>	<b>0</b>	<b>0</b>	<b>0</b>	<b>0</b>	<b>0</b>	<b>0</b>	<b>1</b>	<b>0</b>	<b>7</b>	<b>12</b>
<b>Islamabad.</b>	Islamabad	2	0	0	0	2	0	0	0	0	0	0	0	0	0	0	0	4
	Punjab	0	0	0	0	0	0	0	0	0	0	0	0	0	1	0	6	7
	Sindh R	0	0	0	0	0	0	0	0	0	0	0	0	0	0	0	0	0
	Sindh U	0	0	0	0	0	0	0	0	0	0	0	0	0	0	0	1	1
	KP	0	0	0	0	0	0	0	0	0	0	0	0	0	0	0	0	0
	Balochistan	0	0	0	0	0	0	0	0	0	0	0	0	0	0	0	0	0
	AJ&K	0	0	0	0	0	0	0	0	0	0	0	0	0	0	0	0	0
	GB	0	0	0	0	0	0	0	0	0	0	0	0	0	0	0	0	0
	FATA	0	0	0	0	0	0	0	0	0	0	0	0	0	0	0	0	0
<b>Department of Tourist</b>	<b>TOTAL</b>	<b>0</b>	<b>0</b>	<b>0</b>	<b>0</b>	<b>0</b>	<b>0</b>	<b>0</b>	<b>0</b>	<b>0</b>	<b>0</b>	<b>0</b>	<b>0</b>	<b>0</b>	<b>1</b>	<b>1</b>	<b>0</b>	<b>2</b>
<b>Services, Islamabad.</b>	Islamabad	0	0	0	0	0	0	0	0	0	0	0	0	0	1	1	0	2
	Punjab	0	0	0	0	0	0	0	0	0	0	0	0	0	0	0	0	0
	Sindh R	0	0	0	0	0	0	0	0	0	0	0	0	0	0	0	0	0
	Sindh U	0	0	0	0	0	0	0	0	0	0	0	0	0	0	0	0	0
	KP	0	0	0	0	0	0	0	0	0	0	0	0	0	0	0	0	0
	Balochistan	0	0	0	0	0	0	0	0	0	0	0	0	0	0	0	0	0
	AJ&K	0	0	0	0	0	0	0	0	0	0	0	0	0	0	0	0	0
	GB	0	0	0	0	0	0	0	0	0	0	0	0	0	0	0	0	0
	FATA	0	0	0	0	0	0	0	0	0	0	0	0	0	0	0	0	0
<b>Directorate of Workers</b>	<b>TOTAL</b>	<b>0</b>	<b>0</b>	<b>0</b>	<b>0</b>	<b>0</b>	<b>0</b>	<b>0</b>	<b>0</b>	<b>0</b>	<b>0</b>	<b>0</b>	<b>0</b>	<b>0</b>	<b>1</b>	<b>0</b>	<b>1</b>	<b>2</b>
<b>Education, Islamabad.</b>	Islamabad	0	0	0	0	0	0	0	0	0	0	0	0	0	0	0	1	1
	Punjab	0	0	0	0	0	0	0	0	0	0	0	0	0	1	0	0	1
	Sindh R	0	0	0	0	0	0	0	0	0	0	0	0	0	0	0	0	0
	Sindh U	0	0	0	0	0	0	0	0	0	0	0	0	0	0	0	0	0
	KP	0	0	0	0	0	0	0	0	0	0	0	0	0	0	0	0	0
	Balochistan	0	0	0	0	0	0	0	0	0	0	0	0	0	0	0	0	0
	AJ&K	0	0	0	0	0	0	0	0	0	0	0	0	0	0	0	0	0
	GB	0	0	0	0	0	0	0	0	0	0	0	0	0	0	0	0	0
	FATA	0	0	0	0	0	0	0	0	0	0	0	0	0	0	0	0	0

TABLE-31										
DOMICILE WISE ACTUAL STRENGTH OF FEMALE EMPLOYEES BY BASIC SCALE AND DIVISIONS / ATTACHED DEPARTMENTS / SUBORDINATE OFFICES										
3.	DIVISION/OFFICE	DOMICILE	BASIC SCALE 17 to 22						TOTAL	G.TOTAL BS 1-22
			17	18	19	20	21	22		
	<b>Capital Administration</b>	<b>G. TOTAL</b>	<b>2002</b>	<b>542</b>	<b>224</b>	<b>24</b>	<b>0</b>	<b>0</b>	<b>2792</b>	<b>7943</b>
	<b>&amp; Development Division</b>	<b>TOTAL</b>	<b>4</b>	<b>2</b>	<b>2</b>	<b>1</b>	<b>0</b>	<b>0</b>	<b>9</b>	<b>20</b>
	<b>Main, Islamabad.</b>	Islamabad	1	0	0	0	0	0	1	6
		Punjab	3	1	0	1	0	0	5	10
		Sindh R	0	0	0	0	0	0	0	0
		Sindh U	0	0	2	0	0	0	2	3
		KP	0	0	0	0	0	0	0	0
		Balochistan	0	0	0	0	0	0	0	0
		AJ&K	0	1	0	0	0	0	1	1
		GB	0	0	0	0	0	0	0	0
		FATA	0	0	0	0	0	0	0	0
	<b>Department of Libraries,</b>	<b>TOTAL</b>	<b>1</b>	<b>0</b>	<b>0</b>	<b>0</b>	<b>0</b>	<b>0</b>	<b>1</b>	<b>13</b>
	<b>Islamabad.</b>	Islamabad	1	0	0	0	0	0	1	5
		Punjab	0	0	0	0	0	0	0	7
		Sindh R	0	0	0	0	0	0	0	0
		Sindh U	0	0	0	0	0	0	0	1
		KP	0	0	0	0	0	0	0	0
		Balochistan	0	0	0	0	0	0	0	0
		AJ&K	0	0	0	0	0	0	0	0
		GB	0	0	0	0	0	0	0	0
		FATA	0	0	0	0	0	0	0	0
	<b>Department of Tourist</b>	<b>TOTAL</b>	<b>0</b>	<b>0</b>	<b>0</b>	<b>0</b>	<b>0</b>	<b>0</b>	<b>0</b>	<b>2</b>
	<b>Services, Islamabad.</b>	Islamabad	0	0	0	0	0	0	0	2
		Punjab	0	0	0	0	0	0	0	0
		Sindh R	0	0	0	0	0	0	0	0
		Sindh U	0	0	0	0	0	0	0	0
		KP	0	0	0	0	0	0	0	0
		Balochistan	0	0	0	0	0	0	0	0
		AJ&K	0	0	0	0	0	0	0	0
		GB	0	0	0	0	0	0	0	0
		FATA	0	0	0	0	0	0	0	0
	<b>Directorate of Workers</b>	<b>TOTAL</b>	<b>0</b>	<b>0</b>	<b>0</b>	<b>0</b>	<b>0</b>	<b>0</b>	<b>0</b>	<b>2</b>
	<b>Education, Islamabad.</b>	Islamabad	0	0	0	0	0	0	0	1
		Punjab	0	0	0	0	0	0	0	1
		Sindh R	0	0	0	0	0	0	0	0
		Sindh U	0	0	0	0	0	0	0	0
		KP	0	0	0	0	0	0	0	0
		Balochistan	0	0	0	0	0	0	0	0
		AJ&K	0	0	0	0	0	0	0	0
		GB	0	0	0	0	0	0	0	0
		FATA	0	0	0	0	0	0	0	0

TABLE-31

## DOMICILE WISE ACTUAL STRENGTH OF FEMALE EMPLOYEES BY BASIC SCALE AND DIVISIONS / ATTACHED DEPARTMENTS / SUBORDINATE OFFICES

DIVISION/OFFICE	DOMICILE	BASIC SCALE 1 to 16															TOTAL	
		1	2	3	4	5	6	7	8	9	10	11	12	13	14	15		16
<b>Directorate General of</b>	<b>TOTAL</b>	<b>9</b>	<b>15</b>	<b>0</b>	<b>0</b>	<b>0</b>	<b>0</b>	<b>0</b>	<b>0</b>	<b>1</b>	<b>0</b>	<b>11</b>	<b>0</b>	<b>0</b>	<b>38</b>	<b>2</b>	<b>7</b>	<b>83</b>
<b>Special Education,</b>	Islamabad	5	5	0	0	0	0	0	0	0	0	3	0	0	2	1	1	17
<b>Islamabad.</b>	Punjab	3	7	0	0	0	0	0	0	0	0	6	0	0	21	1	3	41
	Sindh R	0	0	0	0	0	0	0	0	0	0	0	0	0	6	0	0	6
	Sindh U	0	0	0	0	0	0	0	0	0	0	1	0	0	4	0	1	6
	KP	1	2	0	0	0	0	0	0	0	0	1	0	0	2	0	2	8
	Balochistan	0	0	0	0	0	0	0	0	0	0	0	0	0	2	0	0	2
	AJ&K	0	0	0	0	0	0	0	0	1	0	0	0	0	1	0	0	2
	GB	0	1	0	0	0	0	0	0	0	0	0	0	0	0	0	0	1
	FATA	0	0	0	0	0	0	0	0	0	0	0	0	0	0	0	0	0
<b>District Population</b>	<b>TOTAL</b>	<b>31</b>	<b>0</b>	<b>0</b>	<b>0</b>	<b>0</b>	<b>0</b>	<b>30</b>	<b>0</b>	<b>15</b>	<b>0</b>	<b>14</b>	<b>0</b>	<b>0</b>	<b>0</b>	<b>0</b>	<b>0</b>	<b>90</b>
<b>Welfare Office,</b>	Islamabad	4	0	0	0	0	0	0	0	0	0	2	0	0	0	0	0	6
<b>Islamabad</b>	Punjab	22	0	0	0	0	0	21	0	11	0	9	0	0	0	0	0	63
	Sindh R	0	0	0	0	0	0	3	0	0	0	0	0	0	0	0	0	3
	Sindh U	1	0	0	0	0	0	0	0	0	0	0	0	0	0	0	0	1
	KP	3	0	0	0	0	0	4	0	2	0	2	0	0	0	0	0	11
	Balochistan	0	0	0	0	0	0	1	0	0	0	0	0	0	0	0	0	1
	AJ&K	1	0	0	0	0	0	0	0	1	0	1	0	0	0	0	0	3
	GB	0	0	0	0	0	0	1	0	1	0	0	0	0	0	0	0	2
	FATA	0	0	0	0	0	0	0	0	0	0	0	0	0	0	0	0	0
<b>Federal College of</b>	<b>TOTAL</b>	<b>3</b>	<b>0</b>	<b>0</b>	<b>0</b>	<b>0</b>	<b>0</b>	<b>2</b>	<b>0</b>	<b>0</b>	<b>0</b>	<b>0</b>	<b>0</b>	<b>0</b>	<b>0</b>	<b>0</b>	<b>0</b>	<b>5</b>
<b>Education, Islamabad.</b>	Islamabad	0	0	0	0	0	0	2	0	0	0	0	0	0	0	0	0	2
	Punjab	3	0	0	0	0	0	0	0	0	0	0	0	0	0	0	0	3
	Sindh R	0	0	0	0	0	0	0	0	0	0	0	0	0	0	0	0	0
	Sindh U	0	0	0	0	0	0	0	0	0	0	0	0	0	0	0	0	0
	KP	0	0	0	0	0	0	0	0	0	0	0	0	0	0	0	0	0
	Balochistan	0	0	0	0	0	0	0	0	0	0	0	0	0	0	0	0	0
	AJ&K	0	0	0	0	0	0	0	0	0	0	0	0	0	0	0	0	0
	GB	0	0	0	0	0	0	0	0	0	0	0	0	0	0	0	0	0
	FATA	0	0	0	0	0	0	0	0	0	0	0	0	0	0	0	0	0
<b>Federal Directorate of</b>	<b>TOTAL</b>	<b>203</b>	<b>190</b>	<b>65</b>	<b>11</b>	<b>5</b>	<b>1</b>	<b>73</b>	<b>0</b>	<b>153</b>	<b>1</b>	<b>41</b>	<b>53</b>	<b>0</b>	<b>875</b>	<b>3</b>	<b>1959</b>	<b>3633</b>
<b>Education, Islamabad.</b>	Islamabad	132	121	36	1	1	1	12	0	61	0	12	18	0	182	0	371	948
	Punjab	44	53	25	10	4	0	38	0	57	1	24	23	0	394	2	930	1605
	Sindh R	0	1	0	0	0	0	3	0	6	0	1	2	0	65	0	126	204
	Sindh U	7	0	0	0	0	0	0	0	9	0	1	0	0	41	0	111	169
	KP	16	6	1	0	0	0	14	0	11	0	2	8	0	120	0	303	481
	Balochistan	2	0	0	0	0	0	3	0	2	0	0	0	0	30	0	40	77
	AJ&K	1	9	2	0	0	0	3	0	7	0	1	1	0	25	0	53	102
	GB	1	0	1	0	0	0	0	0	0	0	0	0	0	8	1	11	22
	FATA	0	0	0	0	0	0	0	0	0	0	0	1	0	10	0	14	25

TABLE-31									
DOMICILE WISE ACTUAL STRENGTH OF FEMALE EMPLOYEES BY BASIC SCALE AND DIVISIONS / ATTACHED DEPARTMENTS / SUBORDINATE OFFICES									
DIVISION/OFFICE	DOMICILE	BASIC SCALE 17 to 22							G.TOTAL BS 1-22
		17	18	19	20	21	22	TOTAL	
<b>Directorate General of</b>	<b>TOTAL</b>	<b>60</b>	<b>1</b>	<b>2</b>	<b>1</b>	<b>0</b>	<b>0</b>	<b>64</b>	<b>147</b>
<b>Special Education,</b>	Islamabad	8	0	0	0	0	0	8	25
<b>Islamabad.</b>	Punjab	39	1	1	1	0	0	42	83
	Sindh R	1	0	0	0	0	0	1	7
	Sindh U	1	0	1	0	0	0	2	8
	KP	7	0	0	0	0	0	7	15
	Balochistan	2	0	0	0	0	0	2	4
	AJ&K	0	0	0	0	0	0	0	2
	GB	2	0	0	0	0	0	2	3
	FATA	0	0	0	0	0	0	0	0
<b>District Population Welfare</b>	<b>TOTAL</b>	<b>2</b>	<b>3</b>	<b>0</b>	<b>0</b>	<b>0</b>	<b>0</b>	<b>5</b>	<b>95</b>
<b>Office, Islamabad.</b>	Islamabad	0	0	0	0	0	0	0	6
	Punjab	0	2	0	0	0	0	2	65
	Sindh R	0	0	0	0	0	0	0	3
	Sindh U	0	0	0	0	0	0	0	1
	KP	0	1	0	0	0	0	1	12
	Balochistan	1	0	0	0	0	0	1	2
	AJ&K	1	0	0	0	0	0	1	4
	GB	0	0	0	0	0	0	0	2
	FATA	0	0	0	0	0	0	0	0
<b>Federal College of</b>	<b>TOTAL</b>	<b>6</b>	<b>9</b>	<b>1</b>	<b>0</b>	<b>0</b>	<b>0</b>	<b>16</b>	<b>21</b>
<b>Education, Islamabad.</b>	Islamabad	0	0	0	0	0	0	0	2
	Punjab	4	7	1	0	0	0	12	15
	Sindh R	1	0	0	0	0	0	1	1
	Sindh U	1	1	0	0	0	0	2	2
	KP	0	0	0	0	0	0	0	0
	Balochistan	0	1	0	0	0	0	1	1
	AJ&K	0	0	0	0	0	0	0	0
	GB	0	0	0	0	0	0	0	0
	FATA	0	0	0	0	0	0	0	0
<b>Federal Directorate of</b>	<b>TOTAL</b>	<b>1513</b>	<b>461</b>	<b>197</b>	<b>11</b>	<b>0</b>	<b>0</b>	<b>2182</b>	<b>5815</b>
<b>Education, Islamabad.</b>	Islamabad	247	34	14	0	0	0	295	1243
	Punjab	823	254	105	7	0	0	1189	2794
	Sindh R	105	40	18	1	0	0	164	368
	Sindh U	84	30	17	0	0	0	131	300
	KP	163	58	25	2	0	0	248	729
	Balochistan	36	20	7	0	0	0	63	140
	AJ&K	25	14	3	0	0	0	42	144
	GB	12	5	2	0	0	0	19	41
	FATA	18	6	6	1	0	0	31	56

TABLE-31

## DOMICILE WISE ACTUAL STRENGTH OF FEMALE EMPLOYEES BY BASIC SCALE AND DIVISIONS / ATTACHED DEPARTMENTS / SUBORDINATE OFFICES

DIVISION/OFFICE	DOMICILE	BASIC SCALE 1 to 16															TOTAL	
		1	2	3	4	5	6	7	8	9	10	11	12	13	14	15		16
<b>Federal Medical &amp; Dental</b>	<b>TOTAL</b>	<b>2</b>	<b>4</b>	<b>0</b>	<b>0</b>	<b>0</b>	<b>0</b>	<b>0</b>	<b>0</b>	<b>0</b>	<b>0</b>	<b>0</b>	<b>0</b>	<b>0</b>	<b>0</b>	<b>0</b>	<b>0</b>	<b>6</b>
<b>College, Islamabad.</b>	Islamabad	2	4	0	0	0	0	0	0	0	0	0	0	0	0	0	0	6
	Punjab	0	0	0	0	0	0	0	0	0	0	0	0	0	0	0	0	0
	Sindh R	0	0	0	0	0	0	0	0	0	0	0	0	0	0	0	0	0
	Sindh U	0	0	0	0	0	0	0	0	0	0	0	0	0	0	0	0	0
	KP	0	0	0	0	0	0	0	0	0	0	0	0	0	0	0	0	0
	Balochistan	0	0	0	0	0	0	0	0	0	0	0	0	0	0	0	0	0
	AJ&K	0	0	0	0	0	0	0	0	0	0	0	0	0	0	0	0	0
	GB	0	0	0	0	0	0	0	0	0	0	0	0	0	0	0	0	0
	FATA	0	0	0	0	0	0	0	0	0	0	0	0	0	0	0	0	0
<b>Federal General Hospital,</b>	<b>TOTAL</b>	<b>21</b>	<b>0</b>	<b>0</b>	<b>0</b>	<b>0</b>	<b>0</b>	<b>0</b>	<b>0</b>	<b>4</b>	<b>0</b>	<b>0</b>	<b>0</b>	<b>0</b>	<b>0</b>	<b>0</b>	<b>35</b>	<b>60</b>
<b>Islamabad.</b>	Islamabad	21	0	0	0	0	0	0	0	0	0	0	0	0	0	0	2	23
	Punjab	0	0	0	0	0	0	0	0	2	0	0	0	0	0	0	18	20
	Sindh R	0	0	0	0	0	0	0	0	1	0	0	0	0	0	0	3	4
	Sindh U	0	0	0	0	0	0	0	0	0	0	0	0	0	0	0	2	2
	KP	0	0	0	0	0	0	0	0	1	0	0	0	0	0	0	6	7
	Balochistan	0	0	0	0	0	0	0	0	0	0	0	0	0	0	0	2	2
	AJ&K	0	0	0	0	0	0	0	0	0	0	0	0	0	0	0	2	2
	GB	0	0	0	0	0	0	0	0	0	0	0	0	0	0	0	0	0
	FATA	0	0	0	0	0	0	0	0	0	0	0	0	0	0	0	0	0
<b>Federal Government</b>	<b>TOTAL</b>	<b>57</b>	<b>74</b>	<b>0</b>	<b>10</b>	<b>0</b>	<b>1</b>	<b>0</b>	<b>0</b>	<b>22</b>	<b>0</b>	<b>0</b>	<b>13</b>	<b>0</b>	<b>4</b>	<b>2</b>	<b>198</b>	<b>381</b>
<b>Polyclinic, Islamabad.</b>	Islamabad	57	74	0	0	0	0	0	0	0	0	0	0	0	0	0	0	131
	Punjab	0	0	0	10	0	1	0	0	16	0	0	7	0	4	2	137	177
	Sindh R	0	0	0	0	0	0	0	0	2	0	0	1	0	0	0	6	9
	Sindh U	0	0	0	0	0	0	0	0	1	0	0	0	0	0	0	8	9
	KP	0	0	0	0	0	0	0	0	2	0	0	2	0	0	0	37	41
	Balochistan	0	0	0	0	0	0	0	0	0	0	0	1	0	0	0	3	4
	AJ&K	0	0	0	0	0	0	0	0	1	0	0	1	0	0	0	6	8
	GB	0	0	0	0	0	0	0	0	0	0	0	0	0	0	0	0	0
	FATA	0	0	0	0	0	0	0	0	0	0	0	1	0	0	0	1	2
<b>Government Polytechnic</b>	<b>TOTAL</b>	<b>0</b>	<b>3</b>	<b>1</b>	<b>0</b>	<b>0</b>	<b>2</b>	<b>1</b>	<b>0</b>	<b>0</b>	<b>0</b>	<b>2</b>	<b>0</b>	<b>0</b>	<b>7</b>	<b>1</b>	<b>1</b>	<b>18</b>
<b>Institute for Women,</b>	Islamabad	0	0	0	0	0	0	0	0	0	0	0	0	0	2	0	0	2
<b>Islamabad.</b>	Punjab	0	3	0	0	0	2	1	0	0	0	2	0	0	2	1	1	12
	Sindh R	0	0	0	0	0	0	0	0	0	0	0	0	1	0	0	1	1
	Sindh U	0	0	0	0	0	0	0	0	0	0	0	0	0	0	0	0	0
	KP	0	0	0	0	0	0	0	0	0	0	0	0	2	0	0	2	2
	Balochistan	0	0	0	0	0	0	0	0	0	0	0	0	0	0	0	0	0
	AJ&K	0	0	1	0	0	0	0	0	0	0	0	0	0	0	0	0	1
	GB	0	0	0	0	0	0	0	0	0	0	0	0	0	0	0	0	0
	FATA	0	0	0	0	0	0	0	0	0	0	0	0	0	0	0	0	0

TABLE-31										
DOMICILE WISE ACTUAL STRENGTH OF FEMALE EMPLOYEES BY BASIC SCALE AND DIVISIONS / ATTACHED DEPARTMENTS / SUBORDINATE OFFICES										
DIVISION/OFFICE	DOMICILE	BASIC SCALE 17 to 22						TOTAL	G.TOTAL BS 1-22	
		17	18	19	20	21	22			
<b>Federal Medical &amp; Dental</b>	<b>TOTAL</b>	<b>21</b>	<b>6</b>	<b>0</b>	<b>0</b>	<b>0</b>	<b>0</b>	<b>27</b>	<b>33</b>	
<b>College, Islamabad.</b>	Islamabad	2	1	0	0	0	0	3	9	
	Punjab	10	2	0	0	0	0	12	12	
	Sindh R	2	0	0	0	0	0	2	2	
	Sindh U	1	0	0	0	0	0	1	1	
	KP	4	3	0	0	0	0	7	7	
	Balochistan	1	0	0	0	0	0	1	1	
	AJ&K	1	0	0	0	0	0	1	1	
	GB	0	0	0	0	0	0	0	0	
FATA	0	0	0	0	0	0	0	0		
<b>Federal General Hospital,</b>	<b>TOTAL</b>	<b>23</b>	<b>6</b>	<b>0</b>	<b>0</b>	<b>0</b>	<b>0</b>	<b>29</b>	<b>89</b>	
<b>Islamabad.</b>	Islamabad	2	0	0	0	0	0	2	25	
	Punjab	13	6	0	0	0	0	19	39	
	Sindh R	2	0	0	0	0	0	2	6	
	Sindh U	0	0	0	0	0	0	0	2	
	KP	5	0	0	0	0	0	5	12	
	Balochistan	1	0	0	0	0	0	1	3	
	AJ&K	0	0	0	0	0	0	0	2	
	GB	0	0	0	0	0	0	0	0	
FATA	0	0	0	0	0	0	0	0		
<b>Federal Government</b>	<b>TOTAL</b>	<b>184</b>	<b>12</b>	<b>9</b>	<b>2</b>	<b>0</b>	<b>0</b>	<b>207</b>	<b>588</b>	
<b>Polyclinic, Islamabad.</b>	Islamabad	0	0	0	0	0	0	0	131	
	Punjab	135	9	7	1	0	0	152	329	
	Sindh R	12	0	0	0	0	0	12	21	
	Sindh U	9	0	0	0	0	0	9	18	
	KP	18	2	2	0	0	0	22	63	
	Balochistan	3	0	0	1	0	0	4	8	
	AJ&K	3	1	0	0	0	0	4	12	
	GB	4	0	0	0	0	0	4	4	
FATA	0	0	0	0	0	0	0	2		
<b>Government Polytechnic</b>	<b>TOTAL</b>	<b>16</b>	<b>3</b>	<b>2</b>	<b>0</b>	<b>0</b>	<b>0</b>	<b>21</b>	<b>39</b>	
<b>Institute for Women,</b>	Islamabad	0	0	0	0	0	0	0	2	
	<b>Islamabad.</b>	Punjab	12	1	0	0	0	0	13	25
		Sindh R	2	0	0	0	0	0	2	3
	Sindh U	0	1	1	0	0	0	2	2	
	KP	1	0	1	0	0	0	2	4	
	Balochistan	0	1	0	0	0	0	1	1	
	AJ&K	0	0	0	0	0	0	0	1	
	GB	0	0	0	0	0	0	0	0	
FATA	1	0	0	0	0	0	1	1		

TABLE-31

## DOMICILE WISE ACTUAL STRENGTH OF FEMALE EMPLOYEES BY BASIC SCALE AND DIVISIONS / ATTACHED DEPARTMENTS / SUBORDINATE OFFICES

DIVISION/OFFICE	DOMICILE	BASIC SCALE 1 to 16																	
		1	2	3	4	5	6	7	8	9	10	11	12	13	14	15	16	TOTAL	
<b>National Trust for the</b>	<b>TOTAL</b>	<b>0</b>	<b>0</b>	<b>0</b>	<b>0</b>	<b>0</b>	<b>0</b>	<b>0</b>	<b>0</b>	<b>0</b>	<b>0</b>	<b>0</b>	<b>1</b>	<b>0</b>	<b>0</b>	<b>0</b>	<b>0</b>	<b>0</b>	<b>1</b>
<b>Disabled, Islamabad.</b>	Islamabad	0	0	0	0	0	0	0	0	0	0	0	0	0	0	0	0	0	0
	Punjab	0	0	0	0	0	0	0	0	0	0	1	0	0	0	0	0	0	1
	Sindh R	0	0	0	0	0	0	0	0	0	0	0	0	0	0	0	0	0	0
	Sindh U	0	0	0	0	0	0	0	0	0	0	0	0	0	0	0	0	0	0
	KP	0	0	0	0	0	0	0	0	0	0	0	0	0	0	0	0	0	0
	Balochistan	0	0	0	0	0	0	0	0	0	0	0	0	0	0	0	0	0	0
	AJ&K	0	0	0	0	0	0	0	0	0	0	0	0	0	0	0	0	0	0
	GB	0	0	0	0	0	0	0	0	0	0	0	0	0	0	0	0	0	0
	FATA	0	0	0	0	0	0	0	0	0	0	0	0	0	0	0	0	0	0
<b>National Council for the</b>	<b>TOTAL</b>	<b>0</b>	<b>0</b>	<b>0</b>	<b>0</b>	<b>0</b>	<b>0</b>	<b>0</b>	<b>0</b>	<b>0</b>	<b>0</b>	<b>0</b>	<b>0</b>	<b>0</b>	<b>0</b>	<b>0</b>	<b>0</b>	<b>0</b>	<b>0</b>
<b>Rehabilitation of Disabled</b>	Islamabad	0	0	0	0	0	0	0	0	0	0	0	0	0	0	0	0	0	0
<b>Persons, Islamabad.</b>	Punjab	0	0	0	0	0	0	0	0	0	0	0	0	0	0	0	0	0	0
	Sindh R	0	0	0	0	0	0	0	0	0	0	0	0	0	0	0	0	0	0
	Sindh U	0	0	0	0	0	0	0	0	0	0	0	0	0	0	0	0	0	0
	KP	0	0	0	0	0	0	0	0	0	0	0	0	0	0	0	0	0	0
	Balochistan	0	0	0	0	0	0	0	0	0	0	0	0	0	0	0	0	0	0
	AJ&K	0	0	0	0	0	0	0	0	0	0	0	0	0	0	0	0	0	0
	GB	0	0	0	0	0	0	0	0	0	0	0	0	0	0	0	0	0	0
	FATA	0	0	0	0	0	0	0	0	0	0	0	0	0	0	0	0	0	0
<b>National Council of Social</b>	<b>TOTAL</b>	<b>0</b>	<b>0</b>	<b>0</b>	<b>0</b>	<b>0</b>	<b>0</b>	<b>0</b>	<b>0</b>	<b>0</b>	<b>0</b>	<b>0</b>	<b>0</b>	<b>0</b>	<b>0</b>	<b>1</b>	<b>3</b>	<b>4</b>	<b>4</b>
<b>Welfare, Islamabad.</b>	Islamabad	0	0	0	0	0	0	0	0	0	0	0	0	0	0	0	0	0	0
	Punjab	0	0	0	0	0	0	0	0	0	0	0	0	0	0	0	1	1	2
	Sindh R	0	0	0	0	0	0	0	0	0	0	0	0	0	0	0	0	0	0
	Sindh U	0	0	0	0	0	0	0	0	0	0	0	0	0	0	0	0	1	1
	KP	0	0	0	0	0	0	0	0	0	0	0	0	0	0	0	0	1	1
	Balochistan	0	0	0	0	0	0	0	0	0	0	0	0	0	0	0	0	0	0
	AJ&K	0	0	0	0	0	0	0	0	0	0	0	0	0	0	0	0	0	0
	GB	0	0	0	0	0	0	0	0	0	0	0	0	0	0	0	0	0	0
	FATA	0	0	0	0	0	0	0	0	0	0	0	0	0	0	0	0	0	0
<b>National Institute of</b>	<b>TOTAL</b>	<b>2</b>	<b>4</b>	<b>0</b>	<b>0</b>	<b>0</b>	<b>0</b>	<b>1</b>	<b>0</b>	<b>1</b>	<b>0</b>	<b>0</b>	<b>0</b>	<b>0</b>	<b>1</b>	<b>0</b>	<b>38</b>	<b>47</b>	<b>47</b>
<b>Rehabilitation Medicine,</b>	Islamabad	1	0	0	0	0	0	0	0	0	0	0	0	0	0	0	0	0	1
<b>Islamabad.</b>	Punjab	1	3	0	0	0	0	1	0	1	0	0	0	0	1	0	25	32	32
	Sindh R	0	0	0	0	0	0	0	0	0	0	0	0	0	0	0	1	1	1
	Sindh U	0	0	0	0	0	0	0	0	0	0	0	0	0	0	0	4	4	4
	KP	0	0	0	0	0	0	0	0	0	0	0	0	0	0	0	7	7	7
	Balochistan	0	0	0	0	0	0	0	0	0	0	0	0	0	0	0	0	0	0
	AJ&K	0	1	0	0	0	0	0	0	0	0	0	0	0	0	0	1	2	2
	GB	0	0	0	0	0	0	0	0	0	0	0	0	0	0	0	0	0	0
	FATA	0	0	0	0	0	0	0	0	0	0	0	0	0	0	0	0	0	0

TABLE-31									
DOMICILE WISE ACTUAL STRENGTH OF FEMALE EMPLOYEES BY BASIC SCALE AND DIVISIONS / ATTACHED DEPARTMENTS / SUBORDINATE OFFICES									
DIVISION/OFFICE	DOMICILE	BASIC SCALE 17 to 22						TOTAL	G.TOTAL BS 1-22
		17	18	19	20	21	22		
<b>National Trust for the</b>	<b>TOTAL</b>	<b>0</b>	<b>0</b>	<b>0</b>	<b>0</b>	<b>0</b>	<b>0</b>	<b>0</b>	<b>1</b>
<b>Disabled, Islamabad.</b>	Islamabad	0	0	0	0	0	0	0	0
	Punjab	0	0	0	0	0	0	0	1
	Sindh R	0	0	0	0	0	0	0	0
	Sindh U	0	0	0	0	0	0	0	0
	KP	0	0	0	0	0	0	0	0
	Balochistan	0	0	0	0	0	0	0	0
	AJ&K	0	0	0	0	0	0	0	0
	GB	0	0	0	0	0	0	0	0
	FATA	0	0	0	0	0	0	0	0
<b>National Council for the</b>	<b>TOTAL</b>	<b>1</b>	<b>0</b>	<b>0</b>	<b>0</b>	<b>0</b>	<b>0</b>	<b>1</b>	<b>1</b>
<b>Rehabilitation of Disabled</b>	Islamabad	0	0	0	0	0	0	0	0
<b>Persons, Islamabad.</b>	Punjab	1	0	0	0	0	0	1	1
	Sindh R	0	0	0	0	0	0	0	0
	Sindh U	0	0	0	0	0	0	0	0
	KP	0	0	0	0	0	0	0	0
	Balochistan	0	0	0	0	0	0	0	0
	AJ&K	0	0	0	0	0	0	0	0
	GB	0	0	0	0	0	0	0	0
	FATA	0	0	0	0	0	0	0	0
<b>National Council of</b>	<b>TOTAL</b>	<b>2</b>	<b>0</b>	<b>0</b>	<b>0</b>	<b>0</b>	<b>0</b>	<b>2</b>	<b>6</b>
<b>Social Welfare,</b>	Islamabad	0	0	0	0	0	0	0	0
<b>Islamabad.</b>	Punjab	1	0	0	0	0	0	1	3
	Sindh R	0	0	0	0	0	0	0	0
	Sindh U	0	0	0	0	0	0	0	1
	KP	0	0	0	0	0	0	0	1
	Balochistan	0	0	0	0	0	0	0	0
	AJ&K	1	0	0	0	0	0	1	1
	GB	0	0	0	0	0	0	0	0
	FATA	0	0	0	0	0	0	0	0
<b>National Institute of</b>	<b>TOTAL</b>	<b>31</b>	<b>5</b>	<b>1</b>	<b>0</b>	<b>0</b>	<b>0</b>	<b>37</b>	<b>84</b>
<b>Rehabilitation Medicine,</b>	Islamabad	0	0	0	0	0	0	0	1
<b>Islamabad.</b>	Punjab	19	4	1	0	0	0	24	56
	Sindh R	2	0	0	0	0	0	2	3
	Sindh U	2	0	0	0	0	0	2	6
	KP	6	0	0	0	0	0	6	13
	Balochistan	2	0	0	0	0	0	2	2
	AJ&K	0	0	0	0	0	0	0	2
	GB	0	0	0	0	0	0	0	0
	FATA	0	1	0	0	0	0	1	1



TABLE-31

## DOMICILE WISE ACTUAL STRENGTH OF FEMALE EMPLOYEES BY BASIC SCALE AND DIVISIONS / ATTACHED DEPARTMENTS / SUBORDINATE OFFICES

DIVISION/OFFICE	DOMICILE	BASIC SCALE 1 to 16																
		1	2	3	4	5	6	7	8	9	10	11	12	13	14	15	16	TOTAL
<b>Pakistan Institute of</b>	<b>TOTAL</b>	<b>61</b>	<b>105</b>	<b>2</b>	<b>0</b>	<b>0</b>	<b>0</b>	<b>0</b>	<b>0</b>	<b>28</b>	<b>0</b>	<b>3</b>	<b>8</b>	<b>0</b>	<b>7</b>	<b>2</b>	<b>533</b>	<b>749</b>
<b>Medical Sciences,</b>	Islamabad	24	23	1	0	0	0	0	0	1	0	0	0	0	1	0	16	<b>66</b>
<b>Islamabad.</b>	Punjab	35	73	0	0	0	0	0	0	20	0	2	8	0	3	2	360	<b>503</b>
	Sindh R	0	0	0	0	0	0	0	0	5	0	0	0	0	1	0	22	<b>28</b>
	Sindh U	0	0	0	0	0	0	0	0	0	0	1	0	0	2	0	32	<b>35</b>
	KP	2	6	0	0	0	0	0	0	1	0	0	0	0	0	0	77	<b>86</b>
	Balochistan	0	0	0	0	0	0	0	0	0	0	0	0	0	0	0	1	<b>1</b>
	AJ&K	0	3	0	0	0	0	0	0	0	0	0	0	0	0	0	13	<b>16</b>
	GB	0	0	1	0	0	0	0	0	1	0	0	0	0	0	0	0	<b>2</b>
	FATA	0	0	0	0	0	0	0	0	0	0	0	0	0	0	0	12	<b>12</b>
<b>Social Welfare Centre,</b>	<b>TOTAL</b>	<b>4</b>	<b>2</b>	<b>2</b>	<b>0</b>	<b>0</b>	<b>0</b>	<b>5</b>	<b>12</b>	<b>7</b>	<b>0</b>	<b>8</b>	<b>0</b>	<b>0</b>	<b>0</b>	<b>4</b>	<b>2</b>	<b>46</b>
<b>Islamabad.</b>	Islamabad	4	1	1	0	0	0	3	5	0	0	5	0	0	0	2	0	<b>21</b>
	Punjab	0	1	1	0	0	0	2	7	7	0	0	0	0	0	1	2	<b>21</b>
	Sindh R	0	0	0	0	0	0	0	0	0	0	0	0	0	0	0	0	<b>0</b>
	Sindh U	0	0	0	0	0	0	0	0	0	0	0	0	0	0	0	0	<b>0</b>
	KP	0	0	0	0	0	0	0	0	0	0	1	0	0	0	0	0	<b>1</b>
	Balochistan	0	0	0	0	0	0	0	0	0	0	0	0	0	0	0	0	<b>0</b>
	AJ&K	0	0	0	0	0	0	0	0	0	0	1	0	0	0	0	0	<b>1</b>
	GB	0	0	0	0	0	0	0	0	0	0	1	0	0	0	0	0	<b>1</b>
	FATA	0	0	0	0	0	0	0	0	0	0	0	0	0	0	1	0	<b>1</b>
<b>Technical Panel on Teachers</b>	<b>TOTAL</b>	<b>0</b>	<b>1</b>	<b>0</b>	<b>0</b>	<b>0</b>	<b>0</b>	<b>0</b>	<b>0</b>	<b>0</b>	<b>0</b>	<b>0</b>	<b>0</b>	<b>0</b>	<b>0</b>	<b>0</b>	<b>0</b>	<b>1</b>
<b>Education, Islamabad.</b>	Islamabad	0	1	0	0	0	0	0	0	0	0	0	0	0	0	0	0	<b>1</b>
	Punjab	0	0	0	0	0	0	0	0	0	0	0	0	0	0	0	0	<b>0</b>
	Sindh R	0	0	0	0	0	0	0	0	0	0	0	0	0	0	0	0	<b>0</b>
	Sindh U	0	0	0	0	0	0	0	0	0	0	0	0	0	0	0	0	<b>0</b>
	KP	0	0	0	0	0	0	0	0	0	0	0	0	0	0	0	0	<b>0</b>
	Balochistan	0	0	0	0	0	0	0	0	0	0	0	0	0	0	0	0	<b>0</b>
	AJ&K	0	0	0	0	0	0	0	0	0	0	0	0	0	0	0	0	<b>0</b>
	GB	0	0	0	0	0	0	0	0	0	0	0	0	0	0	0	0	<b>0</b>
	FATA	0	0	0	0	0	0	0	0	0	0	0	0	0	0	0	0	<b>0</b>
<b>4. Commerce Division</b>	<b>G. TOTAL</b>	<b>4</b>	<b>1</b>	<b>1</b>	<b>4</b>	<b>1</b>	<b>0</b>	<b>0</b>	<b>0</b>	<b>2</b>	<b>0</b>	<b>2</b>	<b>0</b>	<b>0</b>	<b>3</b>	<b>7</b>	<b>5</b>	<b>30</b>
<b>Main, Islamabad.</b>	<b>TOTAL</b>	<b>4</b>	<b>0</b>	<b>0</b>	<b>4</b>	<b>0</b>	<b>0</b>	<b>0</b>	<b>0</b>	<b>2</b>	<b>0</b>	<b>1</b>	<b>0</b>	<b>0</b>	<b>1</b>	<b>7</b>	<b>3</b>	<b>22</b>
	Islamabad	2	0	0	0	0	0	0	0	0	0	1	0	0	0	1	0	<b>4</b>
	Punjab	1	0	0	0	0	0	0	0	2	0	0	0	0	0	3	3	<b>9</b>
	Sindh R	0	0	0	0	0	0	0	0	0	0	0	0	0	1	0	0	<b>1</b>
	Sindh U	0	0	0	0	0	0	0	0	0	0	0	0	0	0	2	0	<b>2</b>
	KP	0	0	0	0	0	0	0	0	0	0	0	0	0	0	1	0	<b>1</b>
	Balochistan	0	0	0	0	0	0	0	0	0	0	0	0	0	0	0	0	<b>0</b>
	AJ&K	1	0	0	4	0	0	0	0	0	0	0	0	0	0	0	0	<b>5</b>
	GB	0	0	0	0	0	0	0	0	0	0	0	0	0	0	0	0	<b>0</b>
	FATA	0	0	0	0	0	0	0	0	0	0	0	0	0	0	0	0	<b>0</b>

TABLE-31									
DOMICILE WISE ACTUAL STRENGTH OF FEMALE EMPLOYEES BY BASIC SCALE AND DIVISIONS / ATTACHED DEPARTMENTS / SUBORDINATE OFFICES									
DIVISION/OFFICE	DOMICILE	BASIC SCALE 17 to 22						TOTAL	G.TOTAL BS 1-22
		17	18	19	20	21	22		
<b>Pakistan Institute of</b>	<b>TOTAL</b>	<b>129</b>	<b>34</b>	<b>9</b>	<b>9</b>	<b>0</b>	<b>0</b>	<b>181</b>	<b>930</b>
<b>Medical Sciences,</b>	Islamabad	1	3	1	1	0	0	6	72
<b>Islamabad.</b>	Punjab	104	22	3	8	0	0	137	640
	Sindh R	4	1	2	0	0	0	7	35
	Sindh U	4	1	1	0	0	0	6	41
	KP	9	6	2	0	0	0	17	103
	Balochistan	4	1	0	0	0	0	5	6
	AJ&K	1	0	0	0	0	0	1	17
	GB	0	0	0	0	0	0	0	2
	FATA	2	0	0	0	0	0	2	14
<b>Social Welfare Centre,</b>	<b>TOTAL</b>	<b>9</b>	<b>0</b>	<b>0</b>	<b>0</b>	<b>0</b>	<b>0</b>	<b>9</b>	<b>55</b>
<b>Islamabad.</b>	Islamabad	0	0	0	0	0	0	0	21
	Punjab	8	0	0	0	0	0	8	29
	Sindh R	0	0	0	0	0	0	0	0
	Sindh U	0	0	0	0	0	0	0	0
	KP	1	0	0	0	0	0	1	2
	Balochistan	0	0	0	0	0	0	0	0
	AJ&K	0	0	0	0	0	0	0	1
	GB	0	0	0	0	0	0	0	1
	FATA	0	0	0	0	0	0	0	1
<b>Technical Panel on Teachers</b>	<b>TOTAL</b>	<b>0</b>	<b>0</b>	<b>1</b>	<b>0</b>	<b>0</b>	<b>0</b>	<b>1</b>	<b>2</b>
<b>Education, Islamabad.</b>	Islamabad	0	0	0	0	0	0	0	1
	Punjab	0	0	1	0	0	0	1	1
	Sindh R	0	0	0	0	0	0	0	0
	Sindh U	0	0	0	0	0	0	0	0
	KP	0	0	0	0	0	0	0	0
	Balochistan	0	0	0	0	0	0	0	0
	AJ&K	0	0	0	0	0	0	0	0
	GB	0	0	0	0	0	0	0	0
	FATA	0	0	0	0	0	0	0	0
<b>4. Commerce Division</b>	<b>G. TOTAL</b>	<b>7</b>	<b>22</b>	<b>6</b>	<b>3</b>	<b>0</b>	<b>0</b>	<b>38</b>	<b>68</b>
<b>Main, Islamabad.</b>	<b>TOTAL</b>	<b>0</b>	<b>9</b>	<b>2</b>	<b>2</b>	<b>0</b>	<b>0</b>	<b>13</b>	<b>35</b>
	Islamabad	0	0	0	0	0	0	0	4
	Punjab	0	5	0	2	0	0	7	16
	Sindh R	0	0	1	0	0	0	1	2
	Sindh U	0	2	0	0	0	0	2	4
	KP	0	1	0	0	0	0	1	2
	Balochistan	0	1	0	0	0	0	1	1
	AJ&K	0	0	1	0	0	0	1	6
	GB	0	0	0	0	0	0	0	0
	FATA	0	0	0	0	0	0	0	0

TABLE-31																		
DOMICILE WISE ACTUAL STRENGTH OF FEMALE EMPLOYEES BY BASIC SCALE AND DIVISIONS / ATTACHED DEPARTMENTS / SUBORDINATE OFFICES																		
DIVISION/OFFICE	DOMICILE	BASIC SCALE 1 to 16																
		1	2	3	4	5	6	7	8	9	10	11	12	13	14	15	16	TOTAL
Directorate General of	TOTAL	0	1	0	0	1	0	0	0	0	0	0	0	0	0	0	0	2
Trade Organizations,	Islamabad	0	1	0	0	0	0	0	0	0	0	0	0	0	0	0	0	1
Islamabad.	Punjab	0	0	0	0	1	0	0	0	0	0	0	0	0	0	0	0	1
	Sindh R	0	0	0	0	0	0	0	0	0	0	0	0	0	0	0	0	0
	Sindh U	0	0	0	0	0	0	0	0	0	0	0	0	0	0	0	0	0
	KP	0	0	0	0	0	0	0	0	0	0	0	0	0	0	0	0	0
	Balochistan	0	0	0	0	0	0	0	0	0	0	0	0	0	0	0	0	0
	AJ&K	0	0	0	0	0	0	0	0	0	0	0	0	0	0	0	0	0
	GB	0	0	0	0	0	0	0	0	0	0	0	0	0	0	0	0	0
	FATA	0	0	0	0	0	0	0	0	0	0	0	0	0	0	0	0	0
Pakistan Institute of	TOTAL	0	0	0	0	0	0	0	0	0	0	0	0	0	0	0	0	0
Trade and Development,	Islamabad	0	0	0	0	0	0	0	0	0	0	0	0	0	0	0	0	0
Islamabad.	Punjab	0	0	0	0	0	0	0	0	0	0	0	0	0	0	0	0	0
	Sindh R	0	0	0	0	0	0	0	0	0	0	0	0	0	0	0	0	0
	Sindh U	0	0	0	0	0	0	0	0	0	0	0	0	0	0	0	0	0
	KP	0	0	0	0	0	0	0	0	0	0	0	0	0	0	0	0	0
	Balochistan	0	0	0	0	0	0	0	0	0	0	0	0	0	0	0	0	0
	AJ&K	0	0	0	0	0	0	0	0	0	0	0	0	0	0	0	0	0
	GB	0	0	0	0	0	0	0	0	0	0	0	0	0	0	0	0	0
	FATA	0	0	0	0	0	0	0	0	0	0	0	0	0	0	0	0	0
Trade Development	TOTAL	0	0	1	0	0	0	0	0	0	0	1	0	0	2	0	2	6
Authority of Pakistan,	Islamabad	0	0	0	0	0	0	0	0	0	0	0	0	0	0	0	0	0
Karachi.	Punjab	0	0	1	0	0	0	0	0	0	0	0	0	0	0	0	0	1
	Sindh R	0	0	0	0	0	0	0	0	0	0	0	0	0	0	0	0	0
	Sindh U	0	0	0	0	0	0	0	0	0	1	0	0	2	0	1	4	
	KP	0	0	0	0	0	0	0	0	0	0	0	0	0	0	1	1	
	Balochistan	0	0	0	0	0	0	0	0	0	0	0	0	0	0	0	0	
	AJ&K	0	0	0	0	0	0	0	0	0	0	0	0	0	0	0	0	
	GB	0	0	0	0	0	0	0	0	0	0	0	0	0	0	0	0	
	FATA	0	0	0	0	0	0	0	0	0	0	0	0	0	0	0	0	
<b>5. Communications Division</b>	<b>G. TOTAL</b>	<b>6</b>	<b>0</b>	<b>0</b>	<b>0</b>	<b>0</b>	<b>0</b>	<b>143</b>	<b>0</b>	<b>56</b>	<b>0</b>	<b>2</b>	<b>0</b>	<b>0</b>	<b>40</b>	<b>3</b>	<b>39</b>	<b>289</b>
Main, Islamabad.	TOTAL	0	0	0	0	0	0	1	0	1	0	0	0	0	1	0	2	5
	Islamabad	0	0	0	0	0	0	0	0	0	0	0	0	0	0	0	0	0
	Punjab	0	0	0	0	0	0	1	0	1	0	0	0	1	0	2	5	
	Sindh R	0	0	0	0	0	0	0	0	0	0	0	0	0	0	0	0	
	Sindh U	0	0	0	0	0	0	0	0	0	0	0	0	0	0	0	0	
	KP	0	0	0	0	0	0	0	0	0	0	0	0	0	0	0	0	
	Balochistan	0	0	0	0	0	0	0	0	0	0	0	0	0	0	0	0	
	AJ&K	0	0	0	0	0	0	0	0	0	0	0	0	0	0	0	0	
	GB	0	0	0	0	0	0	0	0	0	0	0	0	0	0	0	0	
	FATA	0	0	0	0	0	0	0	0	0	0	0	0	0	0	0	0	

TABLE-31										
DOMICILE WISE ACTUAL STRENGTH OF FEMALE EMPLOYEES BY BASIC SCALE AND DIVISIONS / ATTACHED DEPARTMENTS / SUBORDINATE OFFICES										
DIVISION/OFFICE	DOMICILE	BASIC SCALE 17 to 22							G.TOTAL BS 1-22	
		17	18	19	20	21	22	TOTAL		
<b>Directorate General of</b>	<b>TOTAL</b>	<b>0</b>	<b>1</b>	<b>0</b>	<b>0</b>	<b>0</b>	<b>0</b>	<b>0</b>	<b>1</b>	<b>3</b>
<b>Trade Organizations,</b>	Islamabad	0	0	0	0	0	0	0	0	1
<b>Islamabad.</b>	Punjab	0	0	0	0	0	0	0	0	1
	Sindh R	0	0	0	0	0	0	0	0	0
	Sindh U	0	0	0	0	0	0	0	0	0
	KP	0	1	0	0	0	0	0	1	1
	Balochistan	0	0	0	0	0	0	0	0	0
	AJ&K	0	0	0	0	0	0	0	0	0
	GB	0	0	0	0	0	0	0	0	0
	FATA	0	0	0	0	0	0	0	0	0
<b>Pakistan Institute of</b>	<b>TOTAL</b>	<b>0</b>	<b>1</b>	<b>1</b>	<b>0</b>	<b>0</b>	<b>0</b>	<b>0</b>	<b>2</b>	<b>2</b>
<b>Trade and Development,</b>	Islamabad	0	0	0	0	0	0	0	0	0
<b>Islamabad.</b>	Punjab	0	0	1	0	0	0	0	1	1
	Sindh R	0	0	0	0	0	0	0	0	0
	Sindh U	0	0	0	0	0	0	0	0	0
	KP	0	1	0	0	0	0	0	1	1
	Balochistan	0	0	0	0	0	0	0	0	0
	AJ&K	0	0	0	0	0	0	0	0	0
	GB	0	0	0	0	0	0	0	0	0
	FATA	0	0	0	0	0	0	0	0	0
<b>Trade Development</b>	<b>TOTAL</b>	<b>7</b>	<b>11</b>	<b>3</b>	<b>1</b>	<b>0</b>	<b>0</b>	<b>0</b>	<b>22</b>	<b>28</b>
<b>Authority of Pakistan,</b>	Islamabad	0	0	0	0	0	0	0	0	0
<b>Karachi.</b>	Punjab	5	9	2	1	0	0	0	17	18
	Sindh R	0	1	0	0	0	0	0	1	1
	Sindh U	2	0	1	0	0	0	0	3	7
	KP	0	0	0	0	0	0	0	0	1
	Balochistan	0	1	0	0	0	0	0	1	1
	AJ&K	0	0	0	0	0	0	0	0	0
	GB	0	0	0	0	0	0	0	0	0
	FATA	0	0	0	0	0	0	0	0	0
<b>5. Communications Division</b>	<b>G. TOTAL</b>	<b>4</b>	<b>2</b>	<b>2</b>	<b>0</b>	<b>0</b>	<b>0</b>	<b>0</b>	<b>8</b>	<b>297</b>
<b>Main, Islamabad.</b>	<b>TOTAL</b>	<b>0</b>	<b>0</b>	<b>0</b>	<b>0</b>	<b>0</b>	<b>0</b>	<b>0</b>	<b>0</b>	<b>5</b>
	Islamabad	0	0	0	0	0	0	0	0	0
	Punjab	0	0	0	0	0	0	0	0	5
	Sindh R	0	0	0	0	0	0	0	0	0
	Sindh U	0	0	0	0	0	0	0	0	0
	KP	0	0	0	0	0	0	0	0	0
	Balochistan	0	0	0	0	0	0	0	0	0
	AJ&K	0	0	0	0	0	0	0	0	0
	GB	0	0	0	0	0	0	0	0	0
	FATA	0	0	0	0	0	0	0	0	0

TABLE-31																		
DOMICILE WISE ACTUAL STRENGTH OF FEMALE EMPLOYEES BY BASIC SCALE AND DIVISIONS / ATTACHED DEPARTMENTS / SUBORDINATE OFFICES																		
DIVISION/OFFICE	DOMICILE	BASIC SCALE 1 to 16																
		1	2	3	4	5	6	7	8	9	10	11	12	13	14	15	16	TOTAL
<b>National Highways &amp;</b>	<b>TOTAL</b>	<b>6</b>	<b>0</b>	<b>0</b>	<b>0</b>	<b>0</b>	<b>0</b>	<b>142</b>	<b>0</b>	<b>55</b>	<b>0</b>	<b>2</b>	<b>0</b>	<b>0</b>	<b>39</b>	<b>3</b>	<b>35</b>	<b>282</b>
<b>Motorways Police,</b>	Islamabad	0	0	0	0	0	0	0	0	1	0	2	0	0	1	0	0	<b>4</b>
<b>Islamabad.</b>	Punjab	6	0	0	0	0	0	89	0	42	0	0	0	0	27	2	31	<b>197</b>
	Sindh R	0	0	0	0	0	0	16	0	3	0	0	0	0	1	0	2	<b>22</b>
	Sindh U	0	0	0	0	0	0	8	0	0	0	0	0	0	1	1	0	<b>10</b>
	KP	0	0	0	0	0	0	21	0	6	0	0	0	0	4	0	2	<b>33</b>
	Balochistan	0	0	0	0	0	0	6	0	2	0	0	0	0	4	0	0	<b>12</b>
	AJ&K	0	0	0	0	0	0	1	0	1	0	0	0	0	0	0	0	<b>2</b>
	GB	0	0	0	0	0	0	0	0	0	0	0	0	0	1	0	0	<b>1</b>
	FATA	0	0	0	0	0	0	1	0	0	0	0	0	0	0	0	0	<b>1</b>
<b>National Transport</b>	<b>TOTAL</b>	<b>0</b>	<b>0</b>	<b>0</b>	<b>0</b>	<b>0</b>	<b>0</b>	<b>0</b>	<b>0</b>	<b>0</b>	<b>0</b>	<b>0</b>	<b>0</b>	<b>0</b>	<b>0</b>	<b>0</b>	<b>2</b>	<b>2</b>
<b>Research Centre,</b>	Islamabad	0	0	0	0	0	0	0	0	0	0	0	0	0	0	0	0	<b>0</b>
<b>Islamabad.</b>	Punjab	0	0	0	0	0	0	0	0	0	0	0	0	0	0	0	2	<b>2</b>
	Sindh R	0	0	0	0	0	0	0	0	0	0	0	0	0	0	0	0	<b>0</b>
	Sindh U	0	0	0	0	0	0	0	0	0	0	0	0	0	0	0	0	<b>0</b>
	KP	0	0	0	0	0	0	0	0	0	0	0	0	0	0	0	0	<b>0</b>
	Balochistan	0	0	0	0	0	0	0	0	0	0	0	0	0	0	0	0	<b>0</b>
	AJ&K	0	0	0	0	0	0	0	0	0	0	0	0	0	0	0	0	<b>0</b>
	GB	0	0	0	0	0	0	0	0	0	0	0	0	0	0	0	0	<b>0</b>
	FATA	0	0	0	0	0	0	0	0	0	0	0	0	0	0	0	0	<b>0</b>
<b>6. Climate Change</b>	<b>G. TOTAL</b>	<b>2</b>	<b>0</b>	<b>0</b>	<b>0</b>	<b>0</b>	<b>0</b>	<b>0</b>	<b>0</b>	<b>2</b>	<b>3</b>	<b>0</b>	<b>0</b>	<b>0</b>	<b>0</b>	<b>0</b>	<b>3</b>	<b>10</b>
<b>Division</b>	<b>TOTAL</b>	<b>0</b>	<b>0</b>	<b>0</b>	<b>0</b>	<b>0</b>	<b>0</b>	<b>0</b>	<b>0</b>	<b>1</b>	<b>0</b>	<b>0</b>	<b>0</b>	<b>0</b>	<b>0</b>	<b>0</b>	<b>2</b>	<b>3</b>
<b>Main, Islamabad.</b>	Islamabad	0	0	0	0	0	0	0	0	0	0	0	0	0	0	0	2	<b>2</b>
	Punjab	0	0	0	0	0	0	0	0	1	0	0	0	0	0	0	0	<b>1</b>
	Sindh R	0	0	0	0	0	0	0	0	0	0	0	0	0	0	0	0	<b>0</b>
	Sindh U	0	0	0	0	0	0	0	0	0	0	0	0	0	0	0	0	<b>0</b>
	KP	0	0	0	0	0	0	0	0	0	0	0	0	0	0	0	0	<b>0</b>
	Balochistan	0	0	0	0	0	0	0	0	0	0	0	0	0	0	0	0	<b>0</b>
	AJ&K	0	0	0	0	0	0	0	0	0	0	0	0	0	0	0	0	<b>0</b>
	GB	0	0	0	0	0	0	0	0	0	0	0	0	0	0	0	0	<b>0</b>
	FATA	0	0	0	0	0	0	0	0	0	0	0	0	0	0	0	0	<b>0</b>
<b>Pakistan Environmental</b>	<b>TOTAL</b>	<b>0</b>	<b>0</b>	<b>0</b>	<b>0</b>	<b>0</b>	<b>0</b>	<b>0</b>	<b>0</b>	<b>0</b>	<b>0</b>	<b>0</b>	<b>0</b>	<b>0</b>	<b>0</b>	<b>0</b>	<b>0</b>	<b>0</b>
<b>Protection Agency,</b>	Islamabad	0	0	0	0	0	0	0	0	0	0	0	0	0	0	0	0	<b>0</b>
<b>Islamabad.</b>	Punjab	0	0	0	0	0	0	0	0	0	0	0	0	0	0	0	0	<b>0</b>
	Sindh R	0	0	0	0	0	0	0	0	0	0	0	0	0	0	0	0	<b>0</b>
	Sindh U	0	0	0	0	0	0	0	0	0	0	0	0	0	0	0	0	<b>0</b>
	KP	0	0	0	0	0	0	0	0	0	0	0	0	0	0	0	0	<b>0</b>
	Balochistan	0	0	0	0	0	0	0	0	0	0	0	0	0	0	0	0	<b>0</b>
	AJ&K	0	0	0	0	0	0	0	0	0	0	0	0	0	0	0	0	<b>0</b>
	GB	0	0	0	0	0	0	0	0	0	0	0	0	0	0	0	0	<b>0</b>
	FATA	0	0	0	0	0	0	0	0	0	0	0	0	0	0	0	0	<b>0</b>

TABLE-31									
DOMICILE WISE ACTUAL STRENGTH OF FEMALE EMPLOYEES BY BASIC SCALE AND DIVISIONS / ATTACHED DEPARTMENTS / SUBORDINATE OFFICES									
DIVISION/OFFICE	DOMICILE	BASIC SCALE 17 to 22							G.TOTAL BS 1-22
		17	18	19	20	21	22	TOTAL	
<b>National Highways &amp;</b>	<b>TOTAL</b>	<b>4</b>	<b>2</b>	<b>0</b>	<b>0</b>	<b>0</b>	<b>0</b>	<b>6</b>	<b>288</b>
<b>Motorways Police,</b>	Islamabad	0	0	0	0	0	0	0	4
<b>Islamabad.</b>	Punjab	1	1	0	0	0	0	2	199
	Sindh R	0	0	0	0	0	0	0	22
	Sindh U	0	0	0	0	0	0	0	10
	KP	2	1	0	0	0	0	3	36
	Balochistan	1	0	0	0	0	0	1	13
	AJ&K	0	0	0	0	0	0	0	2
	GB	0	0	0	0	0	0	0	1
	FATA	0	0	0	0	0	0	0	1
<b>National Transport Research</b>	<b>TOTAL</b>	<b>0</b>	<b>0</b>	<b>2</b>	<b>0</b>	<b>0</b>	<b>0</b>	<b>2</b>	<b>4</b>
<b>Centre, Islamabad.</b>	Islamabad	0	0	1	0	0	0	1	1
	Punjab	0	0	1	0	0	0	1	3
	Sindh R	0	0	0	0	0	0	0	0
	Sindh U	0	0	0	0	0	0	0	0
	KP	0	0	0	0	0	0	0	0
	Balochistan	0	0	0	0	0	0	0	0
	AJ&K	0	0	0	0	0	0	0	0
	GB	0	0	0	0	0	0	0	0
	FATA	0	0	0	0	0	0	0	0
<b>6. Climate Change</b>	<b>G. TOTAL</b>	<b>1</b>	<b>3</b>	<b>0</b>	<b>1</b>	<b>0</b>	<b>0</b>	<b>5</b>	<b>15</b>
<b>Division</b>	<b>TOTAL</b>	<b>0</b>	<b>2</b>	<b>0</b>	<b>0</b>	<b>0</b>	<b>0</b>	<b>2</b>	<b>5</b>
<b>Main, Islamabad.</b>	Islamabad	0	0	0	0	0	0	0	2
	Punjab	0	2	0	0	0	0	2	3
	Sindh R	0	0	0	0	0	0	0	0
	Sindh U	0	0	0	0	0	0	0	0
	KP	0	0	0	0	0	0	0	0
	Balochistan	0	0	0	0	0	0	0	0
	AJ&K	0	0	0	0	0	0	0	0
	GB	0	0	0	0	0	0	0	0
	FATA	0	0	0	0	0	0	0	0
<b>Pakistan Environmental</b>	<b>TOTAL</b>	<b>0</b>	<b>1</b>	<b>0</b>	<b>1</b>	<b>0</b>	<b>0</b>	<b>2</b>	<b>2</b>
<b>Protection Agency,</b>	Islamabad	0	0	0	0	0	0	0	0
<b>Islamabad.</b>	Punjab	0	0	0	1	0	0	1	1
	Sindh R	0	1	0	0	0	0	1	1
	Sindh U	0	0	0	0	0	0	0	0
	KP	0	0	0	0	0	0	0	0
	Balochistan	0	0	0	0	0	0	0	0
	AJ&K	0	0	0	0	0	0	0	0
	GB	0	0	0	0	0	0	0	0
	FATA	0	0	0	0	0	0	0	0

TABLE-31																		
DOMICILE WISE ACTUAL STRENGTH OF FEMALE EMPLOYEES BY BASIC SCALE AND DIVISIONS / ATTACHED DEPARTMENTS / SUBORDINATE OFFICES																		
DIVISION/OFFICE	DOMICILE	BASIC SCALE 1 to 16																
		1	2	3	4	5	6	7	8	9	10	11	12	13	14	15	16	TOTAL
Zoological Survey of	TOTAL	2	0	0	0	0	0	0	0	1	3	0	0	0	0	0	1	7
Pakistan, Islamabad.	Islamabad	1	0	0	0	0	0	0	0	0	0	0	0	0	0	0	0	1
	Punjab	0	0	0	0	0	0	0	0	1	2	0	0	0	0	0	1	4
	Sindh R	0	0	0	0	0	0	0	0	0	0	0	0	0	0	0	0	0
	Sindh U	1	0	0	0	0	0	0	0	0	0	0	0	0	0	0	0	1
	KP	0	0	0	0	0	0	0	0	0	1	0	0	0	0	0	0	1
	Balochistan	0	0	0	0	0	0	0	0	0	0	0	0	0	0	0	0	0
	AJ&K	0	0	0	0	0	0	0	0	0	0	0	0	0	0	0	0	0
	GB	0	0	0	0	0	0	0	0	0	0	0	0	0	0	0	0	0
	FATA	0	0	0	0	0	0	0	0	0	0	0	0	0	0	0	0	0
<b>7. Defence Division</b>	<b>G. TOTAL</b>	<b>2916</b>	<b>1516</b>	<b>49</b>	<b>191</b>	<b>132</b>	<b>175</b>	<b>581</b>	<b>29</b>	<b>394</b>	<b>12</b>	<b>310</b>	<b>52</b>	<b>0</b>	<b>984</b>	<b>65</b>	<b>1555</b>	<b>8961</b>
Main, Rawalpindi.	TOTAL	0	0	0	0	0	0	0	0	7	0	2	0	0	1	7	2	19
	Islamabad	0	0	0	0	0	0	0	0	0	0	0	0	0	0	0	0	0
	Punjab	0	0	0	0	0	0	0	0	4	0	2	0	0	1	6	2	15
	Sindh R	0	0	0	0	0	0	0	0	1	0	0	0	0	0	0	0	1
	Sindh U	0	0	0	0	0	0	0	0	1	0	0	0	0	0	0	0	1
	KP	0	0	0	0	0	0	0	0	0	0	0	0	0	1	0	0	1
	Balochistan	0	0	0	0	0	0	0	0	0	0	0	0	0	0	0	0	0
	AJ&K	0	0	0	0	0	0	0	0	0	0	0	0	0	0	0	0	0
	GB	0	0	0	0	0	0	0	0	1	0	0	0	0	0	0	0	1
	FATA	0	0	0	0	0	0	0	0	0	0	0	0	0	0	0	0	0
Director General ISI,	TOTAL	4	3	1	0	1	3	5	0	8	2	2	0	0	11	1	1	42
Islamabad.	Islamabad	0	1	1	0	1	0	1	0	0	0	1	0	0	1	1	0	7
	Punjab	2	1	0	0	0	2	3	0	8	1	1	0	0	7	0	1	26
	Sindh R	0	0	0	0	0	1	1	0	0	0	0	0	1	0	0	0	3
	Sindh U	0	0	0	0	0	0	0	0	0	0	0	0	0	0	0	0	0
	KP	2	1	0	0	0	0	0	0	0	1	0	0	0	1	0	0	5
	Balochistan	0	0	0	0	0	0	0	0	0	0	0	0	0	0	0	0	0
	AJ&K	0	0	0	0	0	0	0	0	0	0	0	0	0	1	0	0	1
	GB	0	0	0	0	0	0	0	0	0	0	0	0	0	0	0	0	0
	FATA	0	0	0	0	0	0	0	0	0	0	0	0	0	0	0	0	0
Federal Government	TOTAL	141	19	0	0	0	23	34	0	50	0	26	3	0	831	24	1149	2300
Educational Institutions	Islamabad	0	0	0	0	0	0	0	0	0	0	0	0	0	1	0	3	4
(Cantt./Garrison)	Punjab	73	10	0	0	0	15	15	0	27	0	14	3	0	525	15	762	1459
Directorate, Rawalpindi.	Sindh R	14	2	0	0	0	2	3	0	4	0	3	0	0	56	0	68	152
	Sindh U	7	2	0	0	0	1	3	0	5	0	2	0	0	51	3	80	154
	KP	26	3	0	0	0	4	7	0	7	0	4	0	0	129	5	147	332
	Balochistan	13	2	0	0	0	1	4	0	4	0	3	0	0	34	1	34	96
	AJ&K	3	0	0	0	0	0	1	0	2	0	0	0	0	17	0	29	52
	GB	3	0	0	0	0	0	0	0	1	0	0	0	0	10	0	16	30
	FATA	2	0	0	0	0	0	1	0	0	0	0	0	0	8	0	10	21

TABLE-31									
DOMICILE WISE ACTUAL STRENGTH OF FEMALE EMPLOYEES BY BASIC SCALE AND DIVISIONS / ATTACHED DEPARTMENTS / SUBORDINATE OFFICES									
DIVISION/OFFICE	DOMICILE	BASIC SCALE 17 to 22							G.TOTAL BS 1-22
		17	18	19	20	21	22	TOTAL	
Zoological Survey of	TOTAL	1	0	0	0	0	0	1	8
Pakistan, Islamabad.	Islamabad	0	0	0	0	0	0	0	1
	Punjab	1	0	0	0	0	0	1	5
	Sindh R	0	0	0	0	0	0	0	0
	Sindh U	0	0	0	0	0	0	0	1
	KP	0	0	0	0	0	0	0	1
	Balochistan	0	0	0	0	0	0	0	0
	AJ&K	0	0	0	0	0	0	0	0
	GB	0	0	0	0	0	0	0	0
	FATA	0	0	0	0	0	0	0	0
<b>7. Defence Division</b>	<b>G. TOTAL</b>	<b>1186</b>	<b>185</b>	<b>100</b>	<b>10</b>	<b>0</b>	<b>0</b>	<b>1481</b>	<b>10442</b>
Main, Rawalpindi.	TOTAL	0	2	0	0	0	0	2	21
	Islamabad	0	0	0	0	0	0	0	0
	Punjab	0	1	0	0	0	0	1	16
	Sindh R	0	0	0	0	0	0	0	1
	Sindh U	0	0	0	0	0	0	0	1
	KP	0	1	0	0	0	0	1	2
	Balochistan	0	0	0	0	0	0	0	0
	AJ&K	0	0	0	0	0	0	0	0
	GB	0	0	0	0	0	0	0	1
	FATA	0	0	0	0	0	0	0	0
Director General ISI, Islamabad.	TOTAL	20	14	0	0	0	0	34	76
	Islamabad	0	0	0	0	0	0	0	7
	Punjab	12	12	0	0	0	0	24	50
	Sindh R	1	0	0	0	0	0	1	4
	Sindh U	2	1	0	0	0	0	3	3
	KP	1	1	0	0	0	0	2	7
	Balochistan	2	0	0	0	0	0	2	2
	AJ&K	1	0	0	0	0	0	1	2
	GB	0	0	0	0	0	0	0	0
	FATA	1	0	0	0	0	0	1	1
Federal Government	TOTAL	1063	147	98	7	0	0	1315	3615
Educational Institutions (Cantt./Garrison)	Islamabad	2	0	1	0	0	0	3	7
	Punjab	614	87	68	6	0	0	775	2234
Directorate, Rawalpindi.	Sindh R	74	10	2	0	0	0	86	238
	Sindh U	86	13	6	0	0	0	105	259
	KP	183	22	13	0	0	0	218	550
	Balochistan	50	5	4	0	0	0	59	155
	AJ&K	28	6	4	0	0	0	38	90
	GB	17	4	0	1	0	0	22	52
	FATA	9	0	0	0	0	0	9	30



TABLE-31																		
DOMICILE WISE ACTUAL STRENGTH OF FEMALE EMPLOYEES BY BASIC SCALE AND DIVISIONS / ATTACHED DEPARTMENTS / SUBORDINATE OFFICES																		
DIVISION/OFFICE	DOMICILE	BASIC SCALE 1 to 16																
		1	2	3	4	5	6	7	8	9	10	11	12	13	14	15	16	TOTAL
<b>General Headquarters,</b>	<b>TOTAL</b>	<b>1824</b>	<b>888</b>	<b>46</b>	<b>169</b>	<b>91</b>	<b>36</b>	<b>399</b>	<b>20</b>	<b>96</b>	<b>7</b>	<b>14</b>	<b>14</b>	<b>0</b>	<b>33</b>	<b>6</b>	<b>19</b>	<b>3662</b>
<b>COAS, Sectt. SD, Dte,</b>	Islamabad	127	35	14	30	0	3	40	0	12	0	5	0	0	0	0	0	<b>266</b>
<b>Rawalpindi.</b>	Punjab	1565	704	27	31	37	21	199	16	41	7	3	8	0	26	6	15	<b>2706</b>
	Sindh R	48	11	0	27	0	0	21	0	5	0	3	3	0	2	0	1	<b>121</b>
	Sindh U	3	27	5	7	17	7	17	0	5	0	0	2	0	0	0	1	<b>91</b>
	KP	17	44	0	3	17	0	12	0	1	0	0	0	0	3	0	1	<b>98</b>
	Balochistan	47	49	0	5	3	0	13	0	0	0	0	1	0	2	0	0	<b>120</b>
	AJ&K	0	0	0	2	17	5	3	4	3	0	0	0	0	0	0	1	<b>35</b>
	GB	0	7	0	27	0	0	47	0	13	0	1	0	0	0	0	0	<b>95</b>
	FATA	17	11	0	37	0	0	47	0	16	0	2	0	0	0	0	0	<b>130</b>
<b>Joint Staff Headquarter,</b>	<b>TOTAL</b>	<b>0</b>	<b>1</b>	<b>0</b>	<b>0</b>	<b>0</b>	<b>0</b>	<b>0</b>	<b>0</b>	<b>0</b>	<b>0</b>	<b>0</b>	<b>0</b>	<b>0</b>	<b>0</b>	<b>0</b>	<b>0</b>	<b>1</b>
<b>Chaklala, Rawalpindi.</b>	Islamabad	0	1	0	0	0	0	0	0	0	0	0	0	0	0	0	0	<b>1</b>
	Punjab	0	0	0	0	0	0	0	0	0	0	0	0	0	0	0	0	<b>0</b>
	Sindh R	0	0	0	0	0	0	0	0	0	0	0	0	0	0	0	0	<b>0</b>
	Sindh U	0	0	0	0	0	0	0	0	0	0	0	0	0	0	0	0	<b>0</b>
	KP	0	0	0	0	0	0	0	0	0	0	0	0	0	0	0	0	<b>0</b>
	Balochistan	0	0	0	0	0	0	0	0	0	0	0	0	0	0	0	0	<b>0</b>
	AJ&K	0	0	0	0	0	0	0	0	0	0	0	0	0	0	0	0	<b>0</b>
	GB	0	0	0	0	0	0	0	0	0	0	0	0	0	0	0	0	<b>0</b>
	FATA	0	0	0	0	0	0	0	0	0	0	0	0	0	0	0	0	<b>0</b>
<b>Military Lands &amp; Cantonments</b>	<b>TOTAL</b>	<b>2</b>	<b>0</b>	<b>0</b>	<b>0</b>	<b>0</b>	<b>0</b>	<b>0</b>	<b>0</b>	<b>0</b>	<b>2</b>	<b>0</b>	<b>3</b>	<b>0</b>	<b>0</b>	<b>0</b>	<b>0</b>	<b>7</b>
<b>Department, Rawalpindi.</b>	Islamabad	0	0	0	0	0	0	0	0	0	0	0	0	0	0	0	0	<b>0</b>
	Punjab	1	0	0	0	0	0	0	0	0	2	0	3	0	0	0	0	<b>6</b>
	Sindh R	0	0	0	0	0	0	0	0	0	0	0	0	0	0	0	0	<b>0</b>
	Sindh U	0	0	0	0	0	0	0	0	0	0	0	0	0	0	0	0	<b>0</b>
	KP	0	0	0	0	0	0	0	0	0	0	0	0	0	0	0	0	<b>0</b>
	Balochistan	0	0	0	0	0	0	0	0	0	0	0	0	0	0	0	0	<b>0</b>
	AJ&K	0	0	0	0	0	0	0	0	0	0	0	0	0	0	0	0	<b>0</b>
	GB	0	0	0	0	0	0	0	0	0	0	0	0	0	0	0	0	<b>0</b>
	FATA	1	0	0	0	0	0	0	0	0	0	0	0	0	0	0	0	<b>1</b>
<b>Pakistan Air Force, Peshawar.</b>	<b>TOTAL</b>	<b>803</b>	<b>459</b>	<b>0</b>	<b>0</b>	<b>0</b>	<b>91</b>	<b>24</b>	<b>0</b>	<b>137</b>	<b>0</b>	<b>50</b>	<b>0</b>	<b>58</b>	<b>8</b>	<b>4</b>	<b>1634</b>	
	Islamabad	29	7	0	0	0	0	0	0	1	0	0	0	0	0	0	0	<b>37</b>
	Punjab	380	246	0	0	0	55	13	0	95	0	36	0	0	30	3	2	<b>860</b>
	Sindh R	82	46	0	0	0	6	1	0	4	0	2	0	0	6	0	1	<b>148</b>
	Sindh U	90	64	0	0	0	13	6	0	13	0	1	0	0	14	1	1	<b>203</b>
	KP	201	72	0	0	0	15	3	0	19	0	9	0	0	6	4	0	<b>329</b>
	Balochistan	11	9	0	0	0	2	1	0	4	0	1	0	0	2	0	0	<b>30</b>
	AJ&K	10	12	0	0	0	0	0	0	1	0	1	0	0	0	0	0	<b>24</b>
	GB	0	3	0	0	0	0	0	0	0	0	0	0	0	0	0	0	<b>3</b>
	FATA	0	0	0	0	0	0	0	0	0	0	0	0	0	0	0	0	<b>0</b>

TABLE-31									
DOMICILE WISE ACTUAL STRENGTH OF FEMALE EMPLOYEES BY BASIC SCALE AND DIVISIONS / ATTACHED DEPARTMENTS / SUBORDINATE OFFICES									
DIVISION/OFFICE	DOMICILE	BASIC SCALE 17 to 22						TOTAL	G.TOTAL BS 1-22
		17	18	19	20	21	22		
<b>General Headquarters,</b>	<b>TOTAL</b>	<b>3</b>	<b>4</b>	<b>2</b>	<b>0</b>	<b>0</b>	<b>0</b>	<b>9</b>	<b>3671</b>
<b>COAS, Sectt. SD, Dte,</b>	Islamabad	0	0	0	0	0	0	0	266
<b>Rawalpindi.</b>	Punjab	2	2	0	0	0	0	4	2710
	Sindh R	0	0	2	0	0	0	2	123
	Sindh U	0	1	0	0	0	0	1	92
	KP	1	0	0	0	0	0	1	99
	Balochistan	0	0	0	0	0	0	0	120
	AJ&K	0	0	0	0	0	0	0	35
	GB	0	1	0	0	0	0	1	96
	FATA	0	0	0	0	0	0	0	130
<b>Joint Staff Headquarter,</b>	<b>TOTAL</b>	<b>0</b>	<b>0</b>	<b>0</b>	<b>0</b>	<b>0</b>	<b>0</b>	<b>0</b>	<b>1</b>
<b>Chaklala, Rawalpindi.</b>	Islamabad	0	0	0	0	0	0	0	1
	Punjab	0	0	0	0	0	0	0	0
	Sindh R	0	0	0	0	0	0	0	0
	Sindh U	0	0	0	0	0	0	0	0
	KP	0	0	0	0	0	0	0	0
	Balochistan	0	0	0	0	0	0	0	0
	AJ&K	0	0	0	0	0	0	0	0
	GB	0	0	0	0	0	0	0	0
	FATA	0	0	0	0	0	0	0	0
<b>Military Lands &amp; Cantonments</b>	<b>TOTAL</b>	<b>2</b>	<b>9</b>	<b>0</b>	<b>3</b>	<b>0</b>	<b>0</b>	<b>14</b>	<b>21</b>
<b>Department, Rawalpindi.</b>	Islamabad	0	0	0	0	0	0	0	0
	Punjab	2	5	0	1	0	0	8	14
	Sindh R	0	1	0	0	0	0	1	1
	Sindh U	0	0	0	1	0	0	1	1
	KP	0	3	0	0	0	0	3	3
	Balochistan	0	0	0	1	0	0	1	1
	AJ&K	0	0	0	0	0	0	0	0
	GB	0	0	0	0	0	0	0	0
	FATA	0	0	0	0	0	0	0	1
<b>Pakistan Air Force,</b>	<b>TOTAL</b>	<b>3</b>	<b>0</b>	<b>0</b>	<b>0</b>	<b>0</b>	<b>0</b>	<b>3</b>	<b>1637</b>
<b>Peshawar</b>	Islamabad	1	0	0	0	0	0	1	38
	Punjab	2	0	0	0	0	0	2	862
	Sindh R	0	0	0	0	0	0	0	148
	Sindh U	0	0	0	0	0	0	0	203
	KP	0	0	0	0	0	0	0	329
	Balochistan	0	0	0	0	0	0	0	30
	AJ&K	0	0	0	0	0	0	0	24
	GB	0	0	0	0	0	0	0	3
	FATA	0	0	0	0	0	0	0	0

TABLE-31																		
DOMICILE WISE ACTUAL STRENGTH OF FEMALE EMPLOYEES BY BASIC SCALE AND DIVISIONS / ATTACHED DEPARTMENTS / SUBORDINATE OFFICES																		
DIVISION/OFFICE	DOMICILE	BASIC SCALE 1 to 16																
		1	2	3	4	5	6	7	8	9	10	11	12	13	14	15	16	TOTAL
<b>Pakistan Navy Civilian</b>	<b>TOTAL</b>	<b>140</b>	<b>145</b>	<b>0</b>	<b>21</b>	<b>40</b>	<b>22</b>	<b>80</b>	<b>9</b>	<b>83</b>	<b>1</b>	<b>115</b>	<b>6</b>	<b>0</b>	<b>30</b>	<b>18</b>	<b>25</b>	<b>735</b>
<b>Authority, Naval</b>	Islamabad	0	2	0	0	0	0	0	0	4	0	7	1	0	0	3	7	<b>24</b>
<b>Headquarter,</b>	Punjab	28	35	0	3	13	2	41	1	28	1	22	0	0	4	13	9	<b>200</b>
<b>Islamabad, Karachi.</b>	Sindh R	1	1	0	0	5	0	5	0	5	0	6	0	0	0	0	4	<b>27</b>
	Sindh U	108	91	0	18	18	20	24	8	39	0	75	5	0	26	0	4	<b>436</b>
	KP	0	8	0	0	2	0	5	0	4	0	3	0	0	0	2	0	<b>24</b>
	Balochistan	1	6	0	0	2	0	4	0	3	0	1	0	0	0	0	1	<b>18</b>
	AJ&K	1	1	0	0	0	0	1	0	0	0	1	0	0	0	0	0	<b>4</b>
	GB	0	0	0	0	0	0	0	0	0	0	0	0	0	0	0	0	<b>0</b>
	FATA	1	1	0	0	0	0	0	0	0	0	0	0	0	0	0	0	<b>2</b>
<b>Pakistan Armed Services</b>	<b>TOTAL</b>	<b>0</b>	<b>0</b>	<b>0</b>	<b>0</b>	<b>0</b>	<b>0</b>	<b>0</b>	<b>0</b>	<b>0</b>	<b>0</b>	<b>0</b>	<b>0</b>	<b>0</b>	<b>0</b>	<b>0</b>	<b>0</b>	<b>0</b>
<b>Board, (PASB) Department,</b>	Islamabad	0	0	0	0	0	0	0	0	0	0	0	0	0	0	0	0	<b>0</b>
<b>Rawalpindi.</b>	Punjab	0	0	0	0	0	0	0	0	0	0	0	0	0	0	0	0	<b>0</b>
	Sindh R	0	0	0	0	0	0	0	0	0	0	0	0	0	0	0	0	<b>0</b>
	Sindh U	0	0	0	0	0	0	0	0	0	0	0	0	0	0	0	0	<b>0</b>
	KP	0	0	0	0	0	0	0	0	0	0	0	0	0	0	0	0	<b>0</b>
	Balochistan	0	0	0	0	0	0	0	0	0	0	0	0	0	0	0	0	<b>0</b>
	AJ&K	0	0	0	0	0	0	0	0	0	0	0	0	0	0	0	0	<b>0</b>
	GB	0	0	0	0	0	0	0	0	0	0	0	0	0	0	0	0	<b>0</b>
	FATA	0	0	0	0	0	0	0	0	0	0	0	0	0	0	0	0	<b>0</b>
<b>Pakistan Maritime Security</b>	<b>TOTAL</b>	<b>0</b>	<b>0</b>	<b>0</b>	<b>0</b>	<b>0</b>	<b>0</b>	<b>0</b>	<b>0</b>	<b>0</b>	<b>0</b>	<b>0</b>	<b>0</b>	<b>0</b>	<b>0</b>	<b>0</b>	<b>1</b>	<b>1</b>
<b>Agency, Karachi.</b>	Islamabad	0	0	0	0	0	0	0	0	0	0	0	0	0	0	0	0	<b>0</b>
	Punjab	0	0	0	0	0	0	0	0	0	0	0	0	0	0	0	0	<b>0</b>
	Sindh R	0	0	0	0	0	0	0	0	0	0	0	0	0	0	0	0	<b>0</b>
	Sindh U	0	0	0	0	0	0	0	0	0	0	0	0	0	0	0	1	<b>1</b>
	KP	0	0	0	0	0	0	0	0	0	0	0	0	0	0	0	0	<b>0</b>
	Balochistan	0	0	0	0	0	0	0	0	0	0	0	0	0	0	0	0	<b>0</b>
	AJ&K	0	0	0	0	0	0	0	0	0	0	0	0	0	0	0	0	<b>0</b>
	GB	0	0	0	0	0	0	0	0	0	0	0	0	0	0	0	0	<b>0</b>
	FATA	0	0	0	0	0	0	0	0	0	0	0	0	0	0	0	0	<b>0</b>
<b>Pakistan Military Accounts</b>	<b>TOTAL</b>	<b>2</b>	<b>1</b>	<b>0</b>	<b>1</b>	<b>0</b>	<b>0</b>	<b>0</b>	<b>0</b>	<b>0</b>	<b>0</b>	<b>92</b>	<b>25</b>	<b>0</b>	<b>0</b>	<b>0</b>	<b>348</b>	<b>469</b>
<b>Department, Rawalpindi.</b>	Islamabad	0	0	0	0	0	0	0	0	0	0	1	0	0	0	0	4	<b>5</b>
	Punjab	1	1	0	1	0	0	0	0	0	0	69	19	0	0	0	213	<b>304</b>
	Sindh R	0	0	0	0	0	0	0	0	0	0	2	2	0	0	0	31	<b>35</b>
	Sindh U	0	0	0	0	0	0	0	0	0	0	7	2	0	0	0	66	<b>75</b>
	KP	1	0	0	0	0	0	0	0	0	0	8	2	0	0	0	21	<b>32</b>
	Balochistan	0	0	0	0	0	0	0	0	0	0	3	0	0	0	0	7	<b>10</b>
	AJ&K	0	0	0	0	0	0	0	0	0	0	1	0	0	0	0	3	<b>4</b>
	GB	0	0	0	0	0	0	0	0	0	0	1	0	0	0	0	1	<b>2</b>
	FATA	0	0	0	0	0	0	0	0	0	0	0	0	0	0	0	2	<b>2</b>

TABLE-31									
DOMICILE WISE ACTUAL STRENGTH OF FEMALE EMPLOYEES BY BASIC SCALE AND DIVISIONS / ATTACHED DEPARTMENTS / SUBORDINATE OFFICES									
DIVISION/OFFICE	DOMICILE	BASIC SCALE 17 to 22							G.TOTAL BS 1-22
		17	18	19	20	21	22	TOTAL	
<b>Pakistan Navy Civilian</b>	<b>TOTAL</b>	<b>11</b>	<b>5</b>	<b>0</b>	<b>0</b>	<b>0</b>	<b>0</b>	<b>16</b>	<b>751</b>
<b>Authority, Naval Headquarter,</b>	Islamabad	1	1	0	0	0	0	2	26
<b>Islamabad, Karachi.</b>	Punjab	6	4	0	0	0	0	10	210
	Sindh R	2	0	0	0	0	0	2	29
	Sindh U	1	0	0	0	0	0	1	437
	KP	1	0	0	0	0	0	1	25
	Balochistan	0	0	0	0	0	0	0	18
	AJ&K	0	0	0	0	0	0	0	4
	GB	0	0	0	0	0	0	0	0
	FATA	0	0	0	0	0	0	0	2
<b>Pakistan Armed Services</b>	<b>TOTAL</b>	<b>0</b>	<b>0</b>	<b>0</b>	<b>0</b>	<b>0</b>	<b>0</b>	<b>0</b>	<b>0</b>
<b>Board, (PASB) Department,</b>	Islamabad	0	0	0	0	0	0	0	0
<b>Rawalpindi.</b>	Punjab	0	0	0	0	0	0	0	0
	Sindh R	0	0	0	0	0	0	0	0
	Sindh U	0	0	0	0	0	0	0	0
	KP	0	0	0	0	0	0	0	0
	Balochistan	0	0	0	0	0	0	0	0
	AJ&K	0	0	0	0	0	0	0	0
	GB	0	0	0	0	0	0	0	0
	FATA	0	0	0	0	0	0	0	0
<b>Pakistan Maritime Security</b>	<b>TOTAL</b>	<b>0</b>	<b>0</b>	<b>0</b>	<b>0</b>	<b>0</b>	<b>0</b>	<b>0</b>	<b>1</b>
<b>Agency, Karachi.</b>	Islamabad	0	0	0	0	0	0	0	0
	Punjab	0	0	0	0	0	0	0	0
	Sindh R	0	0	0	0	0	0	0	0
	Sindh U	0	0	0	0	0	0	0	1
	KP	0	0	0	0	0	0	0	0
	Balochistan	0	0	0	0	0	0	0	0
	AJ&K	0	0	0	0	0	0	0	0
	GB	0	0	0	0	0	0	0	0
	FATA	0	0	0	0	0	0	0	0
<b>Pakistan Military Accounts</b>	<b>TOTAL</b>	<b>80</b>	<b>2</b>	<b>0</b>	<b>0</b>	<b>0</b>	<b>0</b>	<b>82</b>	<b>551</b>
<b>Department, Rawalpindi.</b>	Islamabad	1	0	0	0	0	0	1	6
	Punjab	63	2	0	0	0	0	65	369
	Sindh R	0	0	0	0	0	0	0	35
	Sindh U	12	0	0	0	0	0	12	87
	KP	2	0	0	0	0	0	2	34
	Balochistan	2	0	0	0	0	0	2	12
	AJ&K	0	0	0	0	0	0	0	4
	GB	0	0	0	0	0	0	0	2
	FATA	0	0	0	0	0	0	0	2

TABLE-31

## DOMICILE WISE ACTUAL STRENGTH OF FEMALE EMPLOYEES BY BASIC SCALE AND DIVISIONS / ATTACHED DEPARTMENTS / SUBORDINATE OFFICES

DIVISION/OFFICE	DOMICILE	BASIC SCALE 1 to 16																	
		1	2	3	4	5	6	7	8	9	10	11	12	13	14	15	16	TOTAL	
Survey of Pakistan,	<b>TOTAL</b>	<b>0</b>	<b>0</b>	<b>2</b>	<b>0</b>	<b>0</b>	<b>0</b>	<b>39</b>	<b>0</b>	<b>13</b>	<b>0</b>	<b>9</b>	<b>1</b>	<b>0</b>	<b>20</b>	<b>1</b>	<b>6</b>	<b>91</b>	
Rawalpindi.	Islamabad	0	0	0	0	0	0	0	0	0	0	0	0	0	0	0	0	0	
	Punjab	0	0	2	0	0	0	30	0	11	0	6	1	0	17	1	3	71	
	Sindh R	0	0	0	0	0	0	1	0	0	0	0	0	0	1	0	0	2	
	Sindh U	0	0	0	0	0	0	4	0	2	0	1	0	0	1	0	3	11	
	KP	0	0	0	0	0	0	1	0	0	0	2	0	0	1	0	0	4	
	Balochistan	0	0	0	0	0	0	2	0	0	0	0	0	0	0	0	0	2	
	AJ&K	0	0	0	0	0	0	1	0	0	0	0	0	0	0	0	0	1	
	GB	0	0	0	0	0	0	0	0	0	0	0	0	0	0	0	0	0	
	FATA	0	0	0	0	0	0	0	0	0	0	0	0	0	0	0	0	0	
	<b>8. Defence Production</b>	<b>G. TOTAL</b>	<b>2</b>	<b>1</b>	<b>0</b>	<b>0</b>	<b>10</b>	<b>0</b>	<b>0</b>	<b>0</b>	<b>3</b>	<b>0</b>	<b>5</b>	<b>2</b>	<b>0</b>	<b>3</b>	<b>4</b>	<b>6</b>	<b>36</b>
<b>Division</b>	<b>TOTAL</b>	<b>2</b>	<b>0</b>	<b>0</b>	<b>0</b>	<b>0</b>	<b>0</b>	<b>0</b>	<b>0</b>	<b>1</b>	<b>0</b>	<b>0</b>	<b>2</b>	<b>0</b>	<b>1</b>	<b>4</b>	<b>3</b>	<b>13</b>	
Main, Rawalpindi.	Islamabad	0	0	0	0	0	0	0	0	0	0	0	0	0	0	0	0	0	
	Punjab	2	0	0	0	0	0	0	0	1	0	0	2	0	0	0	1	6	
	Sindh R	0	0	0	0	0	0	0	0	0	0	0	0	0	1	0	0	1	
	Sindh U	0	0	0	0	0	0	0	0	0	0	0	0	0	0	0	0	0	
	KP	0	0	0	0	0	0	0	0	0	0	0	0	0	0	0	0	0	
	Balochistan	0	0	0	0	0	0	0	0	0	0	0	0	0	0	0	0	0	
	AJ&K	0	0	0	0	0	0	0	0	0	0	0	0	0	0	4	2	6	
	GB	0	0	0	0	0	0	0	0	0	0	0	0	0	0	0	0	0	
	FATA	0	0	0	0	0	0	0	0	0	0	0	0	0	0	0	0	0	
	Armament Research and	<b>TOTAL</b>	<b>0</b>	<b>0</b>	<b>0</b>	<b>0</b>	<b>0</b>	<b>0</b>	<b>0</b>	<b>0</b>	<b>0</b>	<b>1</b>	<b>0</b>	<b>0</b>	<b>0</b>	<b>0</b>	<b>0</b>	<b>1</b>	<b>2</b>
Development Establishment,	Islamabad	0	0	0	0	0	0	0	0	0	0	0	0	0	0	0	0	0	
Rawalpindi.	Punjab	0	0	0	0	0	0	0	0	0	1	0	0	0	0	0	0	1	
	Sindh R	0	0	0	0	0	0	0	0	0	0	0	0	0	0	0	1	1	
	Sindh U	0	0	0	0	0	0	0	0	0	0	0	0	0	0	0	0	0	
	KP	0	0	0	0	0	0	0	0	0	0	0	0	0	0	0	0	0	
	Balochistan	0	0	0	0	0	0	0	0	0	0	0	0	0	0	0	0	0	
	AJ&K	0	0	0	0	0	0	0	0	0	0	0	0	0	0	0	0	0	
	GB	0	0	0	0	0	0	0	0	0	0	0	0	0	0	0	0	0	
	FATA	0	0	0	0	0	0	0	0	0	0	0	0	0	0	0	0	0	
	Defence Export Promotion	<b>TOTAL</b>	<b>0</b>	<b>0</b>	<b>0</b>	<b>0</b>	<b>0</b>	<b>0</b>	<b>0</b>	<b>0</b>	<b>0</b>	<b>0</b>	<b>0</b>	<b>0</b>	<b>0</b>	<b>0</b>	<b>0</b>	<b>0</b>	<b>0</b>
	Organization, Islamabad.	Islamabad	0	0	0	0	0	0	0	0	0	0	0	0	0	0	0	0	0
Punjab		0	0	0	0	0	0	0	0	0	0	0	0	0	0	0	0	0	
Sindh R		0	0	0	0	0	0	0	0	0	0	0	0	0	0	0	0	0	
Sindh U		0	0	0	0	0	0	0	0	0	0	0	0	0	0	0	0	0	
KP		0	0	0	0	0	0	0	0	0	0	0	0	0	0	0	0	0	
Balochistan		0	0	0	0	0	0	0	0	0	0	0	0	0	0	0	0	0	
AJ&K		0	0	0	0	0	0	0	0	0	0	0	0	0	0	0	0	0	
GB		0	0	0	0	0	0	0	0	0	0	0	0	0	0	0	0	0	
FATA		0	0	0	0	0	0	0	0	0	0	0	0	0	0	0	0	0	

TABLE-31									
DOMICILE WISE ACTUAL STRENGTH OF FEMALE EMPLOYEES BY BASIC SCALE AND DIVISIONS / ATTACHED DEPARTMENTS / SUBORDINATE OFFICES									
DIVISION/OFFICE	DOMICILE	BASIC SCALE 17 to 22							G.TOTAL BS 1-22
		17	18	19	20	21	22	TOTAL	
Survey of Pakistan,	TOTAL	4	2	0	0	0	0	6	97
Rawalpindi.	Islamabad	0	0	0	0	0	0	0	0
	Punjab	3	1	0	0	0	0	4	75
	Sindh R	1	0	0	0	0	0	1	3
	Sindh U	0	1	0	0	0	0	1	12
	KP	0	0	0	0	0	0	0	4
	Balochistan	0	0	0	0	0	0	0	2
	AJ&K	0	0	0	0	0	0	0	1
	GB	0	0	0	0	0	0	0	0
	FATA	0	0	0	0	0	0	0	0
<b>8. Defence Production</b>	<b>G. TOTAL</b>	<b>3</b>	<b>0</b>	<b>1</b>	<b>0</b>	<b>0</b>	<b>0</b>	<b>4</b>	<b>40</b>
<b>Division</b>	<b>TOTAL</b>	<b>0</b>	<b>0</b>	<b>1</b>	<b>0</b>	<b>0</b>	<b>0</b>	<b>1</b>	<b>14</b>
Main, Rawalpindi.	Islamabad	0	0	0	0	0	0	0	0
	Punjab	0	0	0	0	0	0	0	6
	Sindh R	0	0	0	0	0	0	0	1
	Sindh U	0	0	0	0	0	0	0	0
	KP	0	0	0	0	0	0	0	0
	Balochistan	0	0	0	0	0	0	0	0
	AJ&K	0	0	1	0	0	0	1	7
	GB	0	0	0	0	0	0	0	0
	FATA	0	0	0	0	0	0	0	0
<b>Armament Research and</b>	<b>TOTAL</b>	<b>0</b>	<b>0</b>	<b>0</b>	<b>0</b>	<b>0</b>	<b>0</b>	<b>0</b>	<b>2</b>
<b>Development Establishment,</b>	Islamabad	0	0	0	0	0	0	0	0
Rawalpindi.	Punjab	0	0	0	0	0	0	0	1
	Sindh R	0	0	0	0	0	0	0	1
	Sindh U	0	0	0	0	0	0	0	0
	KP	0	0	0	0	0	0	0	0
	Balochistan	0	0	0	0	0	0	0	0
	AJ&K	0	0	0	0	0	0	0	0
	GB	0	0	0	0	0	0	0	0
	FATA	0	0	0	0	0	0	0	0
	<b>Defence Export Promotion</b>	<b>TOTAL</b>	<b>0</b>	<b>0</b>	<b>0</b>	<b>0</b>	<b>0</b>	<b>0</b>	<b>0</b>
Organization, Islamabad.	Islamabad	0	0	0	0	0	0	0	0
	Punjab	0	0	0	0	0	0	0	0
	Sindh R	0	0	0	0	0	0	0	0
	Sindh U	0	0	0	0	0	0	0	0
	KP	0	0	0	0	0	0	0	0
	Balochistan	0	0	0	0	0	0	0	0
	AJ&K	0	0	0	0	0	0	0	0
	GB	0	0	0	0	0	0	0	0
	FATA	0	0	0	0	0	0	0	0

TABLE-31																		
DOMICILE WISE ACTUAL STRENGTH OF FEMALE EMPLOYEES BY BASIC SCALE AND DIVISIONS / ATTACHED DEPARTMENTS / SUBORDINATE OFFICES																		
DIVISION/OFFICE	DOMICILE	BASIC SCALE 1 to 16																
		1	2	3	4	5	6	7	8	9	10	11	12	13	14	15	16	TOTAL
<b>Directorate General Defence</b>	<b>TOTAL</b>	<b>0</b>	<b>0</b>	<b>0</b>	<b>0</b>	<b>0</b>	<b>0</b>	<b>0</b>	<b>0</b>	<b>0</b>	<b>0</b>	<b>1</b>	<b>0</b>	<b>0</b>	<b>1</b>	<b>0</b>	<b>0</b>	<b>2</b>
<b>Purchase, Rawalpindi.</b>	Islamabad	0	0	0	0	0	0	0	0	0	0	0	0	0	0	0	0	0
	Punjab	0	0	0	0	0	0	0	0	0	0	0	0	0	1	0	0	1
	Sindh R	0	0	0	0	0	0	0	0	0	0	0	0	0	0	0	0	0
	Sindh U	0	0	0	0	0	0	0	0	0	0	1	0	0	0	0	0	1
	KP	0	0	0	0	0	0	0	0	0	0	0	0	0	0	0	0	0
	Balochistan	0	0	0	0	0	0	0	0	0	0	0	0	0	0	0	0	0
	AJ&K	0	0	0	0	0	0	0	0	0	0	0	0	0	0	0	0	0
	GB	0	0	0	0	0	0	0	0	0	0	0	0	0	0	0	0	0
	FATA	0	0	0	0	0	0	0	0	0	0	0	0	0	0	0	0	0
<b>Institute of Optronics,</b>	<b>TOTAL</b>	<b>0</b>	<b>0</b>	<b>0</b>	<b>0</b>	<b>10</b>	<b>0</b>	<b>0</b>	<b>0</b>	<b>0</b>	<b>0</b>	<b>2</b>	<b>0</b>	<b>0</b>	<b>0</b>	<b>0</b>	<b>2</b>	<b>14</b>
<b>Rawalpindi.</b>	Islamabad	0	0	0	0	0	0	0	0	0	0	0	0	0	0	0	0	0
	Punjab	0	0	0	0	6	0	0	0	0	0	2	0	0	0	0	2	10
	Sindh R	0	0	0	0	2	0	0	0	0	0	0	0	0	0	0	0	2
	Sindh U	0	0	0	0	0	0	0	0	0	0	0	0	0	0	0	0	0
	KP	0	0	0	0	2	0	0	0	0	0	0	0	0	0	0	0	2
	Balochistan	0	0	0	0	0	0	0	0	0	0	0	0	0	0	0	0	0
	AJ&K	0	0	0	0	0	0	0	0	0	0	0	0	0	0	0	0	0
	GB	0	0	0	0	0	0	0	0	0	0	0	0	0	0	0	0	0
	FATA	0	0	0	0	0	0	0	0	0	0	0	0	0	0	0	0	0
<b>Military Vehicles Research</b>	<b>TOTAL</b>	<b>0</b>	<b>1</b>	<b>0</b>	<b>0</b>	<b>0</b>	<b>0</b>	<b>0</b>	<b>0</b>	<b>2</b>	<b>0</b>	<b>1</b>	<b>0</b>	<b>0</b>	<b>1</b>	<b>0</b>	<b>0</b>	<b>5</b>
<b>and Development, Rawalpindi.</b>	Islamabad	0	0	0	0	0	0	0	0	0	0	0	0	0	0	0	0	0
	Punjab	0	1	0	0	0	0	0	0	1	0	1	0	0	1	0	0	4
	Sindh R	0	0	0	0	0	0	0	0	0	0	0	0	0	0	0	0	0
	Sindh U	0	0	0	0	0	0	0	0	0	0	0	0	0	0	0	0	0
	KP	0	0	0	0	0	0	0	0	0	0	0	0	0	0	0	0	0
	Balochistan	0	0	0	0	0	0	0	0	0	0	0	0	0	0	0	0	0
	AJ&K	0	0	0	0	0	0	0	0	1	0	0	0	0	0	0	0	1
	GB	0	0	0	0	0	0	0	0	0	0	0	0	0	0	0	0	0
	FATA	0	0	0	0	0	0	0	0	0	0	0	0	0	0	0	0	0
<b>9. Economic Affairs</b>	<b>TOTAL</b>	<b>2</b>	<b>0</b>	<b>0</b>	<b>0</b>	<b>0</b>	<b>0</b>	<b>0</b>	<b>0</b>	<b>1</b>	<b>0</b>	<b>4</b>	<b>0</b>	<b>0</b>	<b>2</b>	<b>19</b>	<b>3</b>	<b>31</b>
<b>Division, Islamabad.</b>	Islamabad	0	0	0	0	0	0	0	0	0	0	0	0	0	0	0	0	0
	Punjab	1	0	0	0	0	0	0	0	1	0	4	0	0	0	14	2	22
	Sindh R	0	0	0	0	0	0	0	0	0	0	0	0	0	0	0	1	1
	Sindh U	0	0	0	0	0	0	0	0	0	0	0	0	0	1	2	0	3
	KP	0	0	0	0	0	0	0	0	0	0	0	0	0	1	2	0	3
	Balochistan	0	0	0	0	0	0	0	0	0	0	0	0	0	0	0	0	0
	AJ&K	1	0	0	0	0	0	0	0	0	0	0	0	0	0	0	0	1
	GB	0	0	0	0	0	0	0	0	0	0	0	0	0	0	1	0	1
	FATA	0	0	0	0	0	0	0	0	0	0	0	0	0	0	0	0	0

TABLE-31									
DOMICILE WISE ACTUAL STRENGTH OF FEMALE EMPLOYEES BY BASIC SCALE AND DIVISIONS / ATTACHED DEPARTMENTS / SUBORDINATE OFFICES									
DIVISION/OFFICE	DOMICILE	BASIC SCALE 17 to 22							G.TOTAL BS 1-22
		17	18	19	20	21	22	TOTAL	
<b>Directorate General Defence</b>	<b>TOTAL</b>	<b>0</b>	<b>0</b>	<b>0</b>	<b>0</b>	<b>0</b>	<b>0</b>	<b>0</b>	<b>2</b>
<b>Purchase, Rawalpindi.</b>	Islamabad	0	0	0	0	0	0	0	0
	Punjab	0	0	0	0	0	0	0	1
	Sindh R	0	0	0	0	0	0	0	0
	Sindh U	0	0	0	0	0	0	0	1
	KP	0	0	0	0	0	0	0	0
	Balochistan	0	0	0	0	0	0	0	0
	AJ&K	0	0	0	0	0	0	0	0
	GB	0	0	0	0	0	0	0	0
	FATA	0	0	0	0	0	0	0	0
<b>Institute of Optronics, Rawalpindi.</b>	<b>TOTAL</b>	<b>3</b>	<b>0</b>	<b>0</b>	<b>0</b>	<b>0</b>	<b>0</b>	<b>3</b>	<b>17</b>
	Islamabad	0	0	0	0	0	0	0	0
	Punjab	2	0	0	0	0	0	2	12
	Sindh R	1	0	0	0	0	0	1	3
	Sindh U	0	0	0	0	0	0	0	0
	KP	0	0	0	0	0	0	0	2
	Balochistan	0	0	0	0	0	0	0	0
	AJ&K	0	0	0	0	0	0	0	0
	GB	0	0	0	0	0	0	0	0
	FATA	0	0	0	0	0	0	0	0
<b>Military Vehicles Research and Development, Rawalpindi.</b>	<b>TOTAL</b>	<b>0</b>	<b>0</b>	<b>0</b>	<b>0</b>	<b>0</b>	<b>0</b>	<b>0</b>	<b>5</b>
	Islamabad	0	0	0	0	0	0	0	0
	Punjab	0	0	0	0	0	0	0	4
	Sindh R	0	0	0	0	0	0	0	0
	Sindh U	0	0	0	0	0	0	0	0
	KP	0	0	0	0	0	0	0	0
	Balochistan	0	0	0	0	0	0	0	0
	AJ&K	0	0	0	0	0	0	0	1
	GB	0	0	0	0	0	0	0	0
	FATA	0	0	0	0	0	0	0	0
<b>9. Economic Affairs Division, Islamabad.</b>	<b>TOTAL</b>	<b>10</b>	<b>4</b>	<b>1</b>	<b>1</b>	<b>0</b>	<b>0</b>	<b>16</b>	<b>47</b>
	Islamabad	0	0	0	0	0	0	0	0
	Punjab	4	3	0	1	0	0	8	30
	Sindh R	0	0	1	0	0	0	1	2
	Sindh U	1	0	0	0	0	0	1	4
	KP	3	1	0	0	0	0	4	7
	Balochistan	0	0	0	0	0	0	0	0
	AJ&K	2	0	0	0	0	0	2	3
	GB	0	0	0	0	0	0	0	1
	FATA	0	0	0	0	0	0	0	0



TABLE-31																		
DOMICILE WISE ACTUAL STRENGTH OF FEMALE EMPLOYEES BY BASIC SCALE AND DIVISIONS / ATTACHED DEPARTMENTS / SUBORDINATE OFFICES																		
DIVISION/OFFICE	DOMICILE	BASIC SCALE 1 to 16																
		1	2	3	4	5	6	7	8	9	10	11	12	13	14	15	16	TOTAL
<b>I Establishment</b>	<b>G. TOTAL</b>	<b>16</b>	<b>5</b>	<b>2</b>	<b>0</b>	<b>0</b>	<b>0</b>	<b>1</b>	<b>0</b>	<b>8</b>	<b>0</b>	<b>38</b>	<b>1</b>	<b>0</b>	<b>23</b>	<b>15</b>	<b>19</b>	<b>128</b>
<b>Division</b>	<b>TOTAL</b>	<b>1</b>	<b>1</b>	<b>0</b>	<b>0</b>	<b>0</b>	<b>0</b>	<b>0</b>	<b>0</b>	<b>2</b>	<b>0</b>	<b>1</b>	<b>1</b>	<b>0</b>	<b>4</b>	<b>10</b>	<b>10</b>	<b>30</b>
<b>Main, Islamabad.</b>	Islamabad	1	0	0	0	0	0	0	0	0	0	0	0	0	0	0	0	1
	Punjab	0	1	0	0	0	0	0	0	2	0	1	1	0	4	7	10	26
	Sindh R	0	0	0	0	0	0	0	0	0	0	0	0	0	0	0	0	0
	Sindh U	0	0	0	0	0	0	0	0	0	0	0	0	0	0	2	0	2
	KP	0	0	0	0	0	0	0	0	0	0	0	0	0	0	1	0	1
	Balochistan	0	0	0	0	0	0	0	0	0	0	0	0	0	0	0	0	0
	AJ&K	0	0	0	0	0	0	0	0	0	0	0	0	0	0	0	0	0
	GB	0	0	0	0	0	0	0	0	0	0	0	0	0	0	0	0	0
	FATA	0	0	0	0	0	0	0	0	0	0	0	0	0	0	0	0	0
<b>Akhtar Hameed Khan</b>	<b>TOTAL</b>	<b>0</b>	<b>1</b>	<b>0</b>	<b>0</b>	<b>0</b>	<b>0</b>	<b>0</b>	<b>0</b>	<b>1</b>	<b>0</b>	<b>0</b>	<b>0</b>	<b>0</b>	<b>0</b>	<b>0</b>	<b>0</b>	<b>2</b>
<b>National Centre for Rural</b>	Islamabad	0	0	0	0	0	0	0	0	0	0	0	0	0	0	0	0	0
<b>Development,</b>	Punjab	0	0	0	0	0	0	0	0	1	0	0	0	0	0	0	0	1
<b>Islamabad.</b>	Sindh R	0	0	0	0	0	0	0	0	0	0	0	0	0	0	0	0	0
	Sindh U	0	0	0	0	0	0	0	0	0	0	0	0	0	0	0	0	0
	KP	0	0	0	0	0	0	0	0	0	0	0	0	0	0	0	0	0
	Balochistan	0	0	0	0	0	0	0	0	0	0	0	0	0	0	0	0	0
	AJ&K	0	1	0	0	0	0	0	0	0	0	0	0	0	0	0	0	1
	GB	0	0	0	0	0	0	0	0	0	0	0	0	0	0	0	0	0
	FATA	0	0	0	0	0	0	0	0	0	0	0	0	0	0	0	0	0
<b>Federal Public Service</b>	<b>TOTAL</b>	<b>7</b>	<b>1</b>	<b>0</b>	<b>0</b>	<b>0</b>	<b>0</b>	<b>0</b>	<b>0</b>	<b>4</b>	<b>0</b>	<b>1</b>	<b>0</b>	<b>0</b>	<b>4</b>	<b>5</b>	<b>3</b>	<b>25</b>
<b>Commission, Islamabad.</b>	Islamabad	2	0	0	0	0	0	0	0	0	0	0	0	0	0	0	0	2
	Punjab	1	1	0	0	0	0	0	0	1	0	0	0	0	4	3	3	13
	Sindh R	0	0	0	0	0	0	0	0	0	0	0	0	0	0	0	0	0
	Sindh U	2	0	0	0	0	0	0	0	1	0	1	0	0	2	0	0	6
	KP	1	0	0	0	0	0	0	0	0	0	0	0	0	0	0	0	1
	Balochistan	0	0	0	0	0	0	0	0	0	0	0	0	0	0	0	0	0
	AJ&K	1	0	0	0	0	0	0	0	1	0	0	0	0	0	0	0	2
	GB	0	0	0	0	0	0	0	0	1	0	0	0	0	0	0	0	1
	FATA	0	0	0	0	0	0	0	0	0	0	0	0	0	0	0	0	0
<b>Secretariat Training</b>	<b>TOTAL</b>	<b>3</b>	<b>0</b>	<b>0</b>	<b>0</b>	<b>0</b>	<b>0</b>	<b>0</b>	<b>0</b>	<b>0</b>	<b>0</b>	<b>0</b>	<b>0</b>	<b>0</b>	<b>2</b>	<b>0</b>	<b>2</b>	<b>7</b>
<b>Institute, Islamabad.</b>	Islamabad	2	0	0	0	0	0	0	0	0	0	0	0	0	0	0	1	3
	Punjab	1	0	0	0	0	0	0	0	0	0	0	0	0	2	0	1	4
	Sindh R	0	0	0	0	0	0	0	0	0	0	0	0	0	0	0	0	0
	Sindh U	0	0	0	0	0	0	0	0	0	0	0	0	0	0	0	0	0
	KP	0	0	0	0	0	0	0	0	0	0	0	0	0	0	0	0	0
	Balochistan	0	0	0	0	0	0	0	0	0	0	0	0	0	0	0	0	0
	AJ&K	0	0	0	0	0	0	0	0	0	0	0	0	0	0	0	0	0
	GB	0	0	0	0	0	0	0	0	0	0	0	0	0	0	0	0	0
	FATA	0	0	0	0	0	0	0	0	0	0	0	0	0	0	0	0	0

TABLE-31										
DOMICILE WISE ACTUAL STRENGTH OF FEMALE EMPLOYEES BY BASIC SCALE AND DIVISIONS / ATTACHED DEPARTMENTS / SUBORDINATE OFFICES										
	DIVISION/OFFICE	DOMICILE	BASIC SCALE 17 to 22						TOTAL	G.TOTAL BS 1-22
			17	18	19	20	21	22		
10.	<b>Establishment Division</b>	<b>G. TOTAL</b>	<b>4</b>	<b>22</b>	<b>3</b>	<b>3</b>	<b>0</b>	<b>0</b>	<b>32</b>	<b>160</b>
	<b>Main, Islamabad.</b>	<b>TOTAL</b>	<b>1</b>	<b>16</b>	<b>2</b>	<b>1</b>	<b>0</b>	<b>0</b>	<b>20</b>	<b>50</b>
		Islamabad	1	2	0	0	0	0	3	4
		Punjab	0	10	1	1	0	0	12	38
		Sindh R	0	2	0	0	0	0	2	2
		Sindh U	0	0	0	0	0	0	0	2
		KP	0	1	0	0	0	0	1	2
		Balochistan	0	0	0	0	0	0	0	0
		AJ&K	0	0	1	0	0	0	1	1
		GB	0	0	0	0	0	0	0	0
		FATA	0	1	0	0	0	0	1	1
	<b>Akhtar Hameed Khan</b>	<b>TOTAL</b>	<b>0</b>	<b>1</b>	<b>0</b>	<b>0</b>	<b>0</b>	<b>0</b>	<b>1</b>	<b>3</b>
	<b>National Centre for Rural</b>	Islamabad	0	0	0	0	0	0	0	0
	<b>Development,</b>	Punjab	0	1	0	0	0	0	1	2
	<b>Islamabad.</b>	Sindh R	0	0	0	0	0	0	0	0
		Sindh U	0	0	0	0	0	0	0	0
		KP	0	0	0	0	0	0	0	0
		Balochistan	0	0	0	0	0	0	0	0
		AJ&K	0	0	0	0	0	0	0	1
		GB	0	0	0	0	0	0	0	0
		FATA	0	0	0	0	0	0	0	0
	<b>Federal Public Service</b>	<b>TOTAL</b>	<b>2</b>	<b>2</b>	<b>0</b>	<b>2</b>	<b>0</b>	<b>0</b>	<b>6</b>	<b>31</b>
	<b>Commission, Islamabad.</b>	Islamabad	0	0	0	0	0	0	0	2
		Punjab	1	2	0	2	0	0	5	18
		Sindh R	0	0	0	0	0	0	0	0
		Sindh U	0	0	0	0	0	0	0	6
		KP	1	0	0	0	0	0	1	2
		Balochistan	0	0	0	0	0	0	0	0
		AJ&K	0	0	0	0	0	0	0	2
		GB	0	0	0	0	0	0	0	1
		FATA	0	0	0	0	0	0	0	0
	<b>Secretariat Training</b>	<b>TOTAL</b>	<b>0</b>	<b>2</b>	<b>0</b>	<b>0</b>	<b>0</b>	<b>0</b>	<b>2</b>	<b>9</b>
	<b>Institute, Islamabad.</b>	Islamabad	0	0	0	0	0	0	0	3
		Punjab	0	2	0	0	0	0	2	6
		Sindh R	0	0	0	0	0	0	0	0
		Sindh U	0	0	0	0	0	0	0	0
		KP	0	0	0	0	0	0	0	0
		Balochistan	0	0	0	0	0	0	0	0
		AJ&K	0	0	0	0	0	0	0	0
		GB	0	0	0	0	0	0	0	0
		FATA	0	0	0	0	0	0	0	0

TABLE-31																		
DOMICILE WISE ACTUAL STRENGTH OF FEMALE EMPLOYEES BY BASIC SCALE AND DIVISIONS / ATTACHED DEPARTMENTS / SUBORDINATE OFFICES																		
DIVISION/OFFICE	DOMICILE	BASIC SCALE 1 to 16																
		1	2	3	4	5	6	7	8	9	10	11	12	13	14	15	16	TOTAL
<b>Staff Welfare Organization,</b>	<b>TOTAL</b>	<b>5</b>	<b>2</b>	<b>2</b>	<b>0</b>	<b>0</b>	<b>0</b>	<b>1</b>	<b>0</b>	<b>1</b>	<b>0</b>	<b>36</b>	<b>0</b>	<b>0</b>	<b>13</b>	<b>0</b>	<b>4</b>	<b>64</b>
<b>Islamabad.</b>	Islamabad	0	0	0	0	0	0	0	0	0	0	4	0	0	1	0	0	5
	Punjab	5	2	2	0	0	0	1	0	1	0	11	0	0	10	0	3	35
	Sindh R	0	0	0	0	0	0	0	0	0	0	3	0	0	0	0	0	3
	Sindh U	0	0	0	0	0	0	0	0	0	0	3	0	0	0	0	0	3
	KP	0	0	0	0	0	0	0	0	0	0	8	0	0	0	0	0	8
	Balochistan	0	0	0	0	0	0	0	0	0	0	7	0	0	2	0	1	10
	AJ&K	0	0	0	0	0	0	0	0	0	0	0	0	0	0	0	0	0
	GB	0	0	0	0	0	0	0	0	0	0	0	0	0	0	0	0	0
	FATA	0	0	0	0	0	0	0	0	0	0	0	0	0	0	0	0	0
<b>11 Federal Education &amp;</b>	<b>G. TOTAL</b>	<b>2</b>	<b>0</b>	<b>0</b>	<b>0</b>	<b>0</b>	<b>0</b>	<b>0</b>	<b>0</b>	<b>1</b>	<b>0</b>	<b>6</b>	<b>1</b>	<b>0</b>	<b>1</b>	<b>1</b>	<b>8</b>	<b>20</b>
<b>Professional Training</b>	<b>TOTAL</b>	<b>0</b>	<b>0</b>	<b>0</b>	<b>0</b>	<b>0</b>	<b>0</b>	<b>0</b>	<b>0</b>	<b>0</b>	<b>0</b>	<b>3</b>	<b>0</b>	<b>0</b>	<b>0</b>	<b>0</b>	<b>2</b>	<b>5</b>
<b>Division</b>	Islamabad	0	0	0	0	0	0	0	0	0	0	1	0	0	0	0	0	1
<b>Main, Islamabad.</b>	Punjab	0	0	0	0	0	0	0	0	0	0	2	0	0	0	0	0	2
	Sindh R	0	0	0	0	0	0	0	0	0	0	0	0	0	0	0	1	1
	Sindh U	0	0	0	0	0	0	0	0	0	0	0	0	0	0	0	0	0
	KP	0	0	0	0	0	0	0	0	0	0	0	0	0	0	0	0	0
	Balochistan	0	0	0	0	0	0	0	0	0	0	0	0	0	0	0	0	0
	AJ&K	0	0	0	0	0	0	0	0	0	0	0	0	0	0	0	0	0
	GB	0	0	0	0	0	0	0	0	0	0	0	0	0	0	0	0	0
	FATA	0	0	0	0	0	0	0	0	0	0	0	0	0	0	0	1	1
<b>Academy of Educational</b>	<b>TOTAL</b>	<b>0</b>	<b>0</b>	<b>0</b>	<b>0</b>	<b>0</b>	<b>0</b>	<b>0</b>	<b>0</b>	<b>0</b>	<b>0</b>	<b>0</b>	<b>0</b>	<b>0</b>	<b>1</b>	<b>0</b>	<b>0</b>	<b>1</b>
<b>Planning &amp; Management,</b>	Islamabad	0	0	0	0	0	0	0	0	0	0	0	0	0	0	0	0	0
<b>Islamabad.</b>	Punjab	0	0	0	0	0	0	0	0	0	0	0	0	0	1	0	0	1
	Sindh R	0	0	0	0	0	0	0	0	0	0	0	0	0	0	0	0	0
	Sindh U	0	0	0	0	0	0	0	0	0	0	0	0	0	0	0	0	0
	KP	0	0	0	0	0	0	0	0	0	0	0	0	0	0	0	0	0
	Balochistan	0	0	0	0	0	0	0	0	0	0	0	0	0	0	0	0	0
	AJ&K	0	0	0	0	0	0	0	0	0	0	0	0	0	0	0	0	0
	GB	0	0	0	0	0	0	0	0	0	0	0	0	0	0	0	0	0
	FATA	0	0	0	0	0	0	0	0	0	0	0	0	0	0	0	0	0
<b>National Institute of</b>	<b>TOTAL</b>	<b>1</b>	<b>0</b>	<b>0</b>	<b>0</b>	<b>0</b>	<b>0</b>	<b>0</b>	<b>0</b>	<b>0</b>	<b>0</b>	<b>1</b>	<b>0</b>	<b>0</b>	<b>0</b>	<b>0</b>	<b>0</b>	<b>2</b>
<b>Science &amp; Technical</b>	Islamabad	0	0	0	0	0	0	0	0	0	0	0	0	0	0	0	0	0
<b>Education, Islamabad.</b>	Punjab	1	0	0	0	0	0	0	0	0	0	0	0	0	0	0	0	1
	Sindh R	0	0	0	0	0	0	0	0	0	0	0	0	0	0	0	0	0
	Sindh U	0	0	0	0	0	0	0	0	0	0	1	0	0	0	0	0	1
	KP	0	0	0	0	0	0	0	0	0	0	0	0	0	0	0	0	0
	Balochistan	0	0	0	0	0	0	0	0	0	0	0	0	0	0	0	0	0
	AJ&K	0	0	0	0	0	0	0	0	0	0	0	0	0	0	0	0	0
	GB	0	0	0	0	0	0	0	0	0	0	0	0	0	0	0	0	0
	FATA	0	0	0	0	0	0	0	0	0	0	0	0	0	0	0	0	0

TABLE-31									
DOMICILE WISE ACTUAL STRENGTH OF FEMALE EMPLOYEES BY BASIC SCALE AND DIVISIONS / ATTACHED DEPARTMENTS / SUBORDINATE OFFICES									
DIVISION/OFFICE	DOMICILE	BASIC SCALE 17 to 22						TOTAL	G.TOTAL BS 1-22
		17	18	19	20	21	22		
<b>Staff Welfare Organization,</b>	<b>TOTAL</b>	<b>1</b>	<b>1</b>	<b>1</b>	<b>0</b>	<b>0</b>	<b>0</b>	<b>3</b>	<b>67</b>
<b>Islamabad.</b>	Islamabad	0	0	1	0	0	0	1	6
	Punjab	0	0	0	0	0	0	0	35
	Sindh R	0	0	0	0	0	0	0	3
	Sindh U	1	1	0	0	0	0	2	5
	KP	0	0	0	0	0	0	0	8
	Balochistan	0	0	0	0	0	0	0	10
	AJ&K	0	0	0	0	0	0	0	0
	GB	0	0	0	0	0	0	0	0
	FATA	0	0	0	0	0	0	0	0
<b>11. Federal Education &amp;</b>	<b>G. TOTAL</b>	<b>26</b>	<b>14</b>	<b>2</b>	<b>1</b>	<b>0</b>	<b>0</b>	<b>43</b>	<b>63</b>
<b>Professional Training</b>	<b>TOTAL</b>	<b>0</b>	<b>0</b>	<b>0</b>	<b>0</b>	<b>0</b>	<b>0</b>	<b>0</b>	<b>5</b>
<b>Division</b>	Islamabad	0	0	0	0	0	0	0	1
<b>Main, Islamabad.</b>	Punjab	0	0	0	0	0	0	0	2
	Sindh R	0	0	0	0	0	0	0	1
	Sindh U	0	0	0	0	0	0	0	0
	KP	0	0	0	0	0	0	0	0
	Balochistan	0	0	0	0	0	0	0	0
	AJ&K	0	0	0	0	0	0	0	0
	GB	0	0	0	0	0	0	0	0
	FATA	0	0	0	0	0	0	0	1
<b>Academy of Educational</b>	<b>TOTAL</b>	<b>2</b>	<b>1</b>	<b>0</b>	<b>1</b>	<b>0</b>	<b>0</b>	<b>4</b>	<b>5</b>
<b>Planning &amp; Management,</b>	Islamabad	0	0	0	0	0	0	0	0
<b>Islamabad.</b>	Punjab	2	0	0	1	0	0	3	4
	Sindh R	0	1	0	0	0	0	1	1
	Sindh U	0	0	0	0	0	0	0	0
	KP	0	0	0	0	0	0	0	0
	Balochistan	0	0	0	0	0	0	0	0
	AJ&K	0	0	0	0	0	0	0	0
	GB	0	0	0	0	0	0	0	0
	FATA	0	0	0	0	0	0	0	0
<b>National Institute of</b>	<b>TOTAL</b>	<b>5</b>	<b>4</b>	<b>1</b>	<b>0</b>	<b>0</b>	<b>0</b>	<b>10</b>	<b>12</b>
<b>Science &amp; Technical</b>	Islamabad	0	0	0	0	0	0	0	0
<b>Education, Islamabad.</b>	Punjab	3	3	0	0	0	0	6	7
	Sindh R	1	0	0	0	0	0	1	1
	Sindh U	0	1	0	0	0	0	1	2
	KP	1	0	1	0	0	0	2	2
	Balochistan	0	0	0	0	0	0	0	0
	AJ&K	0	0	0	0	0	0	0	0
	GB	0	0	0	0	0	0	0	0
	FATA	0	0	0	0	0	0	0	0

TABLE-31

## DOMICILE WISE ACTUAL STRENGTH OF FEMALE EMPLOYEES BY BASIC SCALE AND DIVISIONS / ATTACHED DEPARTMENTS / SUBORDINATE OFFICES

DIVISION/OFFICE	DOMICILE	BASIC SCALE 1 to 16																	
		1	2	3	4	5	6	7	8	9	10	11	12	13	14	15	16	TOTAL	
<b>Directorate General of Basic Education Community Schools,</b>	<b>TOTAL</b>	<b>1</b>	<b>0</b>	<b>0</b>	<b>0</b>	<b>0</b>	<b>0</b>	<b>0</b>	<b>0</b>	<b>0</b>	<b>1</b>	<b>0</b>	<b>2</b>	<b>1</b>	<b>0</b>	<b>0</b>	<b>0</b>	<b>4</b>	<b>9</b>
<b>Islamabad.</b>	Islamabad	0	0	0	0	0	0	0	0	0	0	0	0	0	0	0	0	1	1
	Punjab	0	0	0	0	0	0	0	0	1	0	0	0	0	0	0	0	3	4
	Sindh R	0	0	0	0	0	0	0	0	0	0	0	0	0	0	0	0	0	0
	Sindh U	1	0	0	0	0	0	0	0	0	0	0	0	0	0	0	0	0	1
	KP	0	0	0	0	0	0	0	0	0	0	0	0	0	0	0	0	0	0
	Balochistan	0	0	0	0	0	0	0	0	0	0	0	0	0	0	0	0	0	0
	AJ&K	0	0	0	0	0	0	0	0	0	0	0	1	0	0	0	0	0	1
	GB	0	0	0	0	0	0	0	0	0	0	0	1	1	0	0	0	0	2
	FATA	0	0	0	0	0	0	0	0	0	0	0	0	0	0	0	0	0	0
<b>National Talent Pool,</b>	<b>TOTAL</b>	<b>0</b>	<b>0</b>	<b>0</b>	<b>0</b>	<b>0</b>	<b>0</b>	<b>0</b>	<b>0</b>	<b>0</b>	<b>0</b>	<b>0</b>	<b>0</b>	<b>0</b>	<b>0</b>	<b>0</b>	<b>0</b>	<b>1</b>	<b>1</b>
<b>Islamabad</b>	Islamabad	0	0	0	0	0	0	0	0	0	0	0	0	0	0	0	0	0	0
	Punjab	0	0	0	0	0	0	0	0	0	0	0	0	0	0	0	0	1	1
	Sindh R	0	0	0	0	0	0	0	0	0	0	0	0	0	0	0	0	0	0
	Sindh U	0	0	0	0	0	0	0	0	0	0	0	0	0	0	0	0	0	0
	KP	0	0	0	0	0	0	0	0	0	0	0	0	0	0	0	0	0	0
	Balochistan	0	0	0	0	0	0	0	0	0	0	0	0	0	0	0	0	0	0
	AJ&K	0	0	0	0	0	0	0	0	0	0	0	0	0	0	0	0	0	0
	GB	0	0	0	0	0	0	0	0	0	0	0	0	0	0	0	0	0	0
	FATA	0	0	0	0	0	0	0	0	0	0	0	0	0	0	0	0	0	0
<b>Pakistan Manpower</b>	<b>TOTAL</b>	<b>0</b>	<b>0</b>	<b>0</b>	<b>0</b>	<b>0</b>	<b>0</b>	<b>0</b>	<b>0</b>	<b>0</b>	<b>0</b>	<b>0</b>	<b>0</b>	<b>0</b>	<b>0</b>	<b>0</b>	<b>1</b>	<b>1</b>	<b>2</b>
<b>Institute, Islamabad.</b>	Islamabad	0	0	0	0	0	0	0	0	0	0	0	0	0	0	0	0	0	0
	Punjab	0	0	0	0	0	0	0	0	0	0	0	0	0	0	0	1	1	2
	Sindh R	0	0	0	0	0	0	0	0	0	0	0	0	0	0	0	0	0	0
	Sindh U	0	0	0	0	0	0	0	0	0	0	0	0	0	0	0	0	0	0
	KP	0	0	0	0	0	0	0	0	0	0	0	0	0	0	0	0	0	0
	Balochistan	0	0	0	0	0	0	0	0	0	0	0	0	0	0	0	0	0	0
	AJ&K	0	0	0	0	0	0	0	0	0	0	0	0	0	0	0	0	0	0
	GB	0	0	0	0	0	0	0	0	0	0	0	0	0	0	0	0	0	0
	FATA	0	0	0	0	0	0	0	0	0	0	0	0	0	0	0	0	0	0
<b>Pakistan National</b>	<b>TOTAL</b>	<b>0</b>	<b>0</b>	<b>0</b>	<b>0</b>	<b>0</b>	<b>0</b>	<b>0</b>	<b>0</b>	<b>0</b>	<b>0</b>	<b>0</b>	<b>0</b>	<b>0</b>	<b>0</b>	<b>0</b>	<b>0</b>	<b>0</b>	<b>0</b>
<b>Commission for UNESCO,</b>	Islamabad	0	0	0	0	0	0	0	0	0	0	0	0	0	0	0	0	0	0
<b>Islamabad.</b>	Punjab	0	0	0	0	0	0	0	0	0	0	0	0	0	0	0	0	0	0
	Sindh R	0	0	0	0	0	0	0	0	0	0	0	0	0	0	0	0	0	0
	Sindh U	0	0	0	0	0	0	0	0	0	0	0	0	0	0	0	0	0	0
	KP	0	0	0	0	0	0	0	0	0	0	0	0	0	0	0	0	0	0
	Balochistan	0	0	0	0	0	0	0	0	0	0	0	0	0	0	0	0	0	0
	AJ&K	0	0	0	0	0	0	0	0	0	0	0	0	0	0	0	0	0	0
	GB	0	0	0	0	0	0	0	0	0	0	0	0	0	0	0	0	0	0
	FATA	0	0	0	0	0	0	0	0	0	0	0	0	0	0	0	0	0	0

TABLE-31									
DOMICILE WISE ACTUAL STRENGTH OF FEMALE EMPLOYEES BY BASIC SCALE AND DIVISIONS / ATTACHED DEPARTMENTS / SUBORDINATE OFFICES									
DIVISION/OFFICE	DOMICILE	BASIC SCALE 17 to 22						TOTAL	G.TOTAL BS 1-22
		17	18	19	20	21	22		
<b>Directorate General of Basic</b>	<b>TOTAL</b>	<b>15</b>	<b>7</b>	<b>1</b>	<b>0</b>	<b>0</b>	<b>0</b>	<b>23</b>	<b>32</b>
<b>Education Community Schools,</b>	Islamabad	0	0	0	0	0	0	0	1
<b>Islamabad.</b>	Punjab	11	5	0	0	0	0	16	20
	Sindh R	0	0	0	0	0	0	0	0
	Sindh U	0	1	0	0	0	0	1	2
	KP	2	0	1	0	0	0	3	3
	Balochistan	1	0	0	0	0	0	1	1
	AJ&K	0	0	0	0	0	0	0	1
	GB	1	1	0	0	0	0	2	4
	FATA	0	0	0	0	0	0	0	0
<b>National Talent Pool,</b>	<b>TOTAL</b>	<b>0</b>	<b>1</b>	<b>0</b>	<b>0</b>	<b>0</b>	<b>0</b>	<b>1</b>	<b>2</b>
<b>Islamabad</b>	Islamabad	0	0	0	0	0	0	0	0
	Punjab	0	1	0	0	0	0	1	2
	Sindh R	0	0	0	0	0	0	0	0
	Sindh U	0	0	0	0	0	0	0	0
	KP	0	0	0	0	0	0	0	0
	Balochistan	0	0	0	0	0	0	0	0
	AJ&K	0	0	0	0	0	0	0	0
	GB	0	0	0	0	0	0	0	0
	FATA	0	0	0	0	0	0	0	0
<b>Pakistan Manpower</b>	<b>TOTAL</b>	<b>2</b>	<b>1</b>	<b>0</b>	<b>0</b>	<b>0</b>	<b>0</b>	<b>3</b>	<b>5</b>
<b>Institute, Islamabad.</b>	Islamabad	0	1	0	0	0	0	1	1
	Punjab	0	0	0	0	0	0	0	2
	Sindh R	0	0	0	0	0	0	0	0
	Sindh U	0	0	0	0	0	0	0	0
	KP	2	0	0	0	0	0	2	2
	Balochistan	0	0	0	0	0	0	0	0
	AJ&K	0	0	0	0	0	0	0	0
	GB	0	0	0	0	0	0	0	0
	FATA	0	0	0	0	0	0	0	0
<b>Pakistan National</b>	<b>TOTAL</b>	<b>2</b>	<b>0</b>	<b>0</b>	<b>0</b>	<b>0</b>	<b>0</b>	<b>2</b>	<b>2</b>
<b>Commission for UNESCO,</b>	Islamabad	0	0	0	0	0	0	0	0
<b>Islamabad.</b>	Punjab	2	0	0	0	0	0	2	2
	Sindh R	0	0	0	0	0	0	0	0
	Sindh U	0	0	0	0	0	0	0	0
	KP	0	0	0	0	0	0	0	0
	Balochistan	0	0	0	0	0	0	0	0
	AJ&K	0	0	0	0	0	0	0	0
	GB	0	0	0	0	0	0	0	0
	FATA	0	0	0	0	0	0	0	0

TABLE-31

## DOMICILE WISE ACTUAL STRENGTH OF FEMALE EMPLOYEES BY BASIC SCALE AND DIVISIONS / ATTACHED DEPARTMENTS / SUBORDINATE OFFICES

DIVISION/OFFICE	DOMICILE	BASIC SCALE 1 to 16																
		1	2	3	4	5	6	7	8	9	10	11	12	13	14	15	16	TOTAL
<b>12. Finance Division</b>	<b>G. TOTAL</b>	13	15	32	2	3	2	6	0	23	0	259	1	0	51	7	383	797
<b>Main, Islamabad.</b>	<b>TOTAL</b>	4	0	0	0	0	0	4	0	0	0	3	0	0	5	2	17	35
	Islamabad	4	0	0	0	0	0	1	0	0	0	1	0	0	0	1	0	7
	Punjab	0	0	0	0	0	0	3	0	0	0	1	0	0	5	1	17	27
	Sindh R	0	0	0	0	0	0	0	0	0	0	1	0	0	0	0	0	1
	Sindh U	0	0	0	0	0	0	0	0	0	0	0	0	0	0	0	0	0
	KP	0	0	0	0	0	0	0	0	0	0	0	0	0	0	0	0	0
	Balochistan	0	0	0	0	0	0	0	0	0	0	0	0	0	0	0	0	0
	AJ&K	0	0	0	0	0	0	0	0	0	0	0	0	0	0	0	0	0
	GB	0	0	0	0	0	0	0	0	0	0	0	0	0	0	0	0	0
	FATA	0	0	0	0	0	0	0	0	0	0	0	0	0	0	0	0	0
<b>Finance (Military),</b>	<b>TOTAL</b>	0	0	0	0	0	0	0	0	0	0	1	0	0	1	5	0	7
<b>Rawalpindi.</b>	Islamabad	0	0	0	0	0	0	0	0	0	0	0	0	0	0	0	0	0
	Punjab	0	0	0	0	0	0	0	0	0	0	1	0	0	1	5	0	7
	Sindh R	0	0	0	0	0	0	0	0	0	0	0	0	0	0	0	0	0
	Sindh U	0	0	0	0	0	0	0	0	0	0	0	0	0	0	0	0	0
	KP	0	0	0	0	0	0	0	0	0	0	0	0	0	0	0	0	0
	Balochistan	0	0	0	0	0	0	0	0	0	0	0	0	0	0	0	0	0
	AJ&K	0	0	0	0	0	0	0	0	0	0	0	0	0	0	0	0	0
	GB	0	0	0	0	0	0	0	0	0	0	0	0	0	0	0	0	0
	FATA	0	0	0	0	0	0	0	0	0	0	0	0	0	0	0	0	0
<b>Central Directorate of</b>	<b>TOTAL</b>	0	0	31	0	0	0	0	0	10	0	141	0	0	33	0	6	221
<b>National Savings,</b>	Islamabad	0	0	4	0	0	0	0	0	1	0	7	0	0	1	0	2	15
<b>Islamabad.</b>	Punjab	0	0	21	0	0	0	0	0	8	0	80	0	0	22	0	3	134
	Sindh R	0	0	1	0	0	0	0	0	0	0	7	0	0	0	0	0	8
	Sindh U	0	0	2	0	0	0	0	0	1	0	20	0	0	5	0	1	29
	KP	0	0	3	0	0	0	0	0	0	0	14	0	0	2	0	0	19
	Balochistan	0	0	0	0	0	0	0	0	0	0	9	0	0	3	0	0	12
	AJ&K	0	0	0	0	0	0	0	0	0	0	2	0	0	0	0	0	2
	GB	0	0	0	0	0	0	0	0	0	0	2	0	0	0	0	0	2
	FATA	0	0	0	0	0	0	0	0	0	0	0	0	0	0	0	0	0
<b>Controller General of</b>	<b>TOTAL</b>	6	4	1	0	0	0	2	0	3	0	86	1	0	4	0	205	312
<b>Accounts, HQ, Islamabad.</b>	Islamabad	1	0	0	0	0	0	0	0	0	0	3	0	0	0	0	2	6
	Punjab	4	0	1	0	0	0	0	0	2	0	43	1	0	4	0	122	177
	Sindh R	0	1	0	0	0	0	0	0	0	0	9	0	0	0	0	7	17
	Sindh U	0	3	0	0	0	0	0	0	1	0	9	0	0	0	0	50	63
	KP	0	0	0	0	0	0	2	0	0	0	12	0	0	0	0	19	33
	Balochistan	1	0	0	0	0	0	0	0	0	0	9	0	0	0	0	5	15
	AJ&K	0	0	0	0	0	0	0	0	0	0	0	0	0	0	0	0	0
	GB	0	0	0	0	0	0	0	0	0	0	1	0	0	0	0	0	1
	FATA	0	0	0	0	0	0	0	0	0	0	0	0	0	0	0	0	0

TABLE-31										
DOMICILE WISE ACTUAL STRENGTH OF FEMALE EMPLOYEES BY BASIC SCALE AND DIVISIONS / ATTACHED DEPARTMENTS / SUBORDINATE OFFICES										
12.	DIVISION/OFFICE	DOMICILE	BASIC SCALE 17 to 22						TOTAL	G.TOTAL BS 1-22
			17	18	19	20	21	22		
	<b>Finance Division</b>	<b>G. TOTAL</b>	<b>222</b>	<b>108</b>	<b>30</b>	<b>16</b>	<b>4</b>	<b>0</b>	<b>380</b>	<b>1177</b>
	<b>Main, Islamabad.</b>	<b>TOTAL</b>	<b>19</b>	<b>26</b>	<b>4</b>	<b>3</b>	<b>1</b>	<b>0</b>	<b>53</b>	<b>88</b>
		Islamabad	6	3	0	0	0	0	9	16
		Punjab	11	15	2	2	1	0	31	58
		Sindh R	0	2	2	0	0	0	4	5
		Sindh U	2	1	0	1	0	0	4	4
		KP	0	3	0	0	0	0	3	3
		Balochistan	0	0	0	0	0	0	0	0
		AJ&K	0	0	0	0	0	0	0	0
		GB	0	0	0	0	0	0	0	0
		FATA	0	2	0	0	0	0	2	2
	<b>Finance (Military),</b>	<b>TOTAL</b>	<b>4</b>	<b>3</b>	<b>0</b>	<b>0</b>	<b>0</b>	<b>0</b>	<b>7</b>	<b>14</b>
	<b>Rawalpindi.</b>	Islamabad	0	0	0	0	0	0	0	0
		Punjab	4	1	0	0	0	0	5	12
		Sindh R	0	0	0	0	0	0	0	0
		Sindh U	0	0	0	0	0	0	0	0
		KP	0	1	0	0	0	0	1	1
		Balochistan	0	0	0	0	0	0	0	0
		AJ&K	0	0	0	0	0	0	0	0
		GB	0	0	0	0	0	0	0	0
		FATA	0	1	0	0	0	0	1	1
	<b>Central Directorate of</b>	<b>TOTAL</b>	<b>56</b>	<b>8</b>	<b>4</b>	<b>1</b>	<b>0</b>	<b>0</b>	<b>69</b>	<b>290</b>
	<b>National Savings,</b>	Islamabad	4	0	0	0	0	0	4	19
	<b>Islamabad.</b>	Punjab	31	5	3	0	0	0	39	173
		Sindh R	3	1	0	0	0	0	4	12
		Sindh U	6	1	1	1	0	0	9	38
		KP	5	0	0	0	0	0	5	24
		Balochistan	5	1	0	0	0	0	6	18
		AJ&K	0	0	0	0	0	0	0	2
		GB	1	0	0	0	0	0	1	3
		FATA	1	0	0	0	0	0	1	1
	<b>Controller General of</b>	<b>TOTAL</b>	<b>51</b>	<b>10</b>	<b>3</b>	<b>2</b>	<b>1</b>	<b>0</b>	<b>67</b>	<b>379</b>
	<b>Accounts, HQ, Islamabad.</b>	Islamabad	2	0	0	0	0	0	2	8
		Punjab	30	5	3	1	0	0	39	216
		Sindh R	3	1	0	0	0	0	4	21
		Sindh U	6	3	0	1	0	0	10	73
		KP	9	1	0	0	1	0	11	44
		Balochistan	1	0	0	0	0	0	1	16
		AJ&K	0	0	0	0	0	0	0	0
		GB	0	0	0	0	0	0	0	1
		FATA	0	0	0	0	0	0	0	0



TABLE-31

## DOMICILE WISE ACTUAL STRENGTH OF FEMALE EMPLOYEES BY BASIC SCALE AND DIVISIONS / ATTACHED DEPARTMENTS / SUBORDINATE OFFICES

DIVISION/OFFICE	DOMICILE	BASIC SCALE 1 to 16																
		1	2	3	4	5	6	7	8	9	10	11	12	13	14	15	16	TOTAL
<b>Federal Treasury Office,</b>	<b>TOTAL</b>	<b>0</b>	<b>0</b>	<b>0</b>	<b>0</b>	<b>0</b>	<b>0</b>	<b>0</b>	<b>0</b>	<b>0</b>	<b>0</b>	<b>0</b>	<b>0</b>	<b>0</b>	<b>4</b>	<b>0</b>	<b>0</b>	<b>4</b>
<b>Islamabad.</b>	Islamabad	0	0	0	0	0	0	0	0	0	0	0	0	0	0	0	0	0
	Punjab	0	0	0	0	0	0	0	0	0	0	0	0	0	3	0	0	3
	Sindh R	0	0	0	0	0	0	0	0	0	0	0	0	0	0	0	0	0
	Sindh U	0	0	0	0	0	0	0	0	0	0	0	0	0	1	0	0	1
	KP	0	0	0	0	0	0	0	0	0	0	0	0	0	0	0	0	0
	Balochistan	0	0	0	0	0	0	0	0	0	0	0	0	0	0	0	0	0
	AJ&K	0	0	0	0	0	0	0	0	0	0	0	0	0	0	0	0	0
	GB	0	0	0	0	0	0	0	0	0	0	0	0	0	0	0	0	0
	FATA	0	0	0	0	0	0	0	0	0	0	0	0	0	0	0	0	0
<b>Office of the Auditor</b>	<b>TOTAL</b>	<b>0</b>	<b>11</b>	<b>0</b>	<b>2</b>	<b>0</b>	<b>0</b>	<b>0</b>	<b>0</b>	<b>0</b>	<b>0</b>	<b>27</b>	<b>0</b>	<b>0</b>	<b>4</b>	<b>0</b>	<b>155</b>	<b>199</b>
<b>General of Pakistan, HQ,</b>	Islamabad	0	0	0	0	0	0	0	0	0	0	0	0	0	0	0	0	0
<b>Islamabad.</b>	Punjab	0	7	0	0	0	0	0	0	0	0	16	0	0	3	0	106	132
	Sindh R	0	0	0	0	0	0	0	0	0	0	3	0	0	0	0	10	13
	Sindh U	0	2	0	2	0	0	0	0	0	0	2	0	0	1	0	21	28
	KP	0	0	0	0	0	0	0	0	0	0	3	0	0	0	0	9	12
	Balochistan	0	1	0	0	0	0	0	0	0	0	3	0	0	0	0	4	8
	AJ&K	0	0	0	0	0	0	0	0	0	0	0	0	0	0	0	3	3
	GB	0	1	0	0	0	0	0	0	0	0	0	0	0	0	0	1	2
	FATA	0	0	0	0	0	0	0	0	0	0	0	0	0	0	0	1	1
<b>Pakistan Mint, Lahore.</b>	<b>TOTAL</b>	<b>3</b>	<b>0</b>	<b>0</b>	<b>0</b>	<b>3</b>	<b>2</b>	<b>0</b>	<b>0</b>	<b>10</b>	<b>0</b>	<b>1</b>	<b>0</b>	<b>0</b>	<b>0</b>	<b>0</b>	<b>0</b>	<b>19</b>
	Islamabad	0	0	0	0	0	0	0	0	0	0	0	0	0	0	0	0	0
	Punjab	3	0	0	0	3	2	0	0	9	0	0	0	0	0	0	0	17
	Sindh R	0	0	0	0	0	0	0	0	0	0	0	0	0	0	0	0	0
	Sindh U	0	0	0	0	0	0	0	0	0	0	0	0	0	0	0	0	0
	KP	0	0	0	0	0	0	0	0	1	0	1	0	0	0	0	0	2
	Balochistan	0	0	0	0	0	0	0	0	0	0	0	0	0	0	0	0	0
	AJ&K	0	0	0	0	0	0	0	0	0	0	0	0	0	0	0	0	0
	GB	0	0	0	0	0	0	0	0	0	0	0	0	0	0	0	0	0
	FATA	0	0	0	0	0	0	0	0	0	0	0	0	0	0	0	0	0
<b>13. Foreign Affairs Division</b>	<b>TOTAL</b>	<b>22</b>	<b>0</b>	<b>0</b>	<b>0</b>	<b>0</b>	<b>0</b>	<b>0</b>	<b>0</b>	<b>12</b>	<b>0</b>	<b>7</b>	<b>0</b>	<b>0</b>	<b>4</b>	<b>27</b>	<b>1</b>	<b>73</b>
<b>Main, (Including Pakistan)</b>	Islamabad	0	0	0	0	0	0	0	0	0	0	0	0	0	0	0	0	0
<b>Missions Abroad,</b>	Punjab	17	0	0	0	0	0	0	0	10	0	4	0	0	3	20	1	55
<b>Islamabad.</b>	Sindh R	0	0	0	0	0	0	0	0	1	0	0	0	0	2	0	0	3
	Sindh U	0	0	0	0	0	0	0	0	0	0	2	0	0	0	2	0	4
	KP	3	0	0	0	0	0	0	0	0	0	1	0	0	0	3	0	7
	Balochistan	0	0	0	0	0	0	0	0	0	0	0	0	0	1	0	0	1
	AJ&K	2	0	0	0	0	0	0	0	0	0	0	0	0	0	0	0	2
	GB	0	0	0	0	0	0	0	0	0	0	0	0	0	0	0	0	0
	FATA	0	0	0	0	0	0	0	0	1	0	0	0	0	0	0	0	1

TABLE-31									
DOMICILE WISE ACTUAL STRENGTH OF FEMALE EMPLOYEES BY BASIC SCALE AND DIVISIONS / ATTACHED DEPARTMENTS / SUBORDINATE OFFICES									
DIVISION/OFFICE	DOMICILE	BASIC SCALE 17 to 22						TOTAL	G.TOTAL BS 1-22
		17	18	19	20	21	22		
Federal Treasury Office, Islamabad.	TOTAL	0	0	0	0	0	0	0	4
	Islamabad	0	0	0	0	0	0	0	0
	Punjab	0	0	0	0	0	0	0	3
	Sindh R	0	0	0	0	0	0	0	0
	Sindh U	0	0	0	0	0	0	0	1
	KP	0	0	0	0	0	0	0	0
	Balochistan	0	0	0	0	0	0	0	0
	AJ&K	0	0	0	0	0	0	0	0
	GB	0	0	0	0	0	0	0	0
FATA	0	0	0	0	0	0	0	0	
Office of the Auditor	TOTAL	92	60	19	10	2	0	183	382
General of Pakistan, HQ, Islamabad.	Islamabad	0	0	0	0	0	0	0	0
	Punjab	51	44	13	7	1	0	116	248
	Sindh R	14	1	1	1	0	0	17	30
	Sindh U	14	7	1	2	0	0	24	52
	KP	8	4	3	0	1	0	16	28
	Balochistan	2	1	0	0	0	0	3	11
	AJ&K	2	1	1	0	0	0	4	7
	GB	0	2	0	0	0	0	2	4
	FATA	1	0	0	0	0	0	1	2
Pakistan Mint, Lahore.	TOTAL	0	1	0	0	0	0	1	20
	Islamabad	0	0	0	0	0	0	0	0
	Punjab	0	1	0	0	0	0	1	18
	Sindh R	0	0	0	0	0	0	0	0
	Sindh U	0	0	0	0	0	0	0	0
	KP	0	0	0	0	0	0	0	2
	Balochistan	0	0	0	0	0	0	0	0
	AJ&K	0	0	0	0	0	0	0	0
	GB	0	0	0	0	0	0	0	0
FATA	0	0	0	0	0	0	0	0	
13. Foreign Affairs Division	TOTAL	24	37	10	8	1	2	82	155
Main, (Including Pakistan Missions Abroad), Islamabad.	Islamabad	0	0	0	1	0	0	1	1
	Punjab	13	21	8	4	0	2	48	103
	Sindh R	2	4	0	1	0	0	7	10
	Sindh U	2	5	0	1	0	0	8	12
	KP	3	5	2	1	1	0	12	19
	Balochistan	2	2	0	0	0	0	4	5
	AJ&K	0	0	0	0	0	0	0	2
	GB	0	0	0	0	0	0	0	0
	FATA	2	0	0	0	0	0	2	3

TABLE-31

## DOMICILE WISE ACTUAL STRENGTH OF FEMALE EMPLOYEES BY BASIC SCALE AND DIVISIONS / ATTACHED DEPARTMENTS / SUBORDINATE OFFICES

DIVISION/OFFICE	DOMICILE	BASIC SCALE 1 to 16																
		1	2	3	4	5	6	7	8	9	10	11	12	13	14	15	16	TOTAL
<b>14. Housing &amp; Works</b>	<b>G. TOTAL</b>	<b>0</b>	<b>4</b>	<b>3</b>	<b>1</b>	<b>0</b>	<b>0</b>	<b>13</b>	<b>0</b>	<b>1</b>	<b>0</b>	<b>2</b>	<b>1</b>	<b>0</b>	<b>2</b>	<b>5</b>	<b>2</b>	<b>34</b>
<b>Division</b>	<b>TOTAL</b>	<b>0</b>	<b>0</b>	<b>0</b>	<b>0</b>	<b>0</b>	<b>0</b>	<b>0</b>	<b>0</b>	<b>0</b>	<b>0</b>	<b>0</b>	<b>0</b>	<b>0</b>	<b>1</b>	<b>5</b>	<b>1</b>	<b>7</b>
<b>Main, Islamabad.</b>	Islamabad	0	0	0	0	0	0	0	0	0	0	0	0	0	0	0	1	1
	Punjab	0	0	0	0	0	0	0	0	0	0	0	0	0	1	2	0	3
	Sindh R	0	0	0	0	0	0	0	0	0	0	0	0	0	0	0	0	0
	Sindh U	0	0	0	0	0	0	0	0	0	0	0	0	0	0	0	0	0
	KP	0	0	0	0	0	0	0	0	0	0	0	0	0	0	2	0	2
	Balochistan	0	0	0	0	0	0	0	0	0	0	0	0	0	0	0	0	0
	AJ&K	0	0	0	0	0	0	0	0	0	0	0	0	0	0	0	0	0
	GB	0	0	0	0	0	0	0	0	0	0	0	0	0	0	1	0	1
	FATA	0	0	0	0	0	0	0	0	0	0	0	0	0	0	0	0	0
<b>Estate Office, Islamabad.</b>	<b>TOTAL</b>	<b>0</b>	<b>4</b>	<b>3</b>	<b>1</b>	<b>0</b>	<b>0</b>	<b>4</b>	<b>0</b>	<b>1</b>	<b>0</b>	<b>0</b>	<b>1</b>	<b>0</b>	<b>0</b>	<b>0</b>	<b>1</b>	<b>15</b>
	Islamabad	0	0	0	0	0	0	0	0	0	0	0	0	0	0	0	0	0
	Punjab	0	0	0	0	0	0	2	0	0	0	0	0	0	0	0	0	2
	Sindh R	0	0	0	0	0	0	0	0	0	0	0	0	0	0	0	0	0
	Sindh U	0	4	3	1	0	0	2	0	1	0	0	1	0	0	0	0	12
	KP	0	0	0	0	0	0	0	0	0	0	0	0	0	0	0	0	0
	Balochistan	0	0	0	0	0	0	0	0	0	0	0	0	0	0	0	1	1
	AJ&K	0	0	0	0	0	0	0	0	0	0	0	0	0	0	0	0	0
	GB	0	0	0	0	0	0	0	0	0	0	0	0	0	0	0	0	0
	FATA	0	0	0	0	0	0	0	0	0	0	0	0	0	0	0	0	0
<b>National Housing Authority,</b>	<b>TOTAL</b>	<b>0</b>	<b>0</b>	<b>0</b>	<b>0</b>	<b>0</b>	<b>0</b>	<b>0</b>	<b>0</b>	<b>0</b>	<b>0</b>	<b>0</b>	<b>0</b>	<b>0</b>	<b>0</b>	<b>0</b>	<b>0</b>	<b>0</b>
<b>Islamabad.</b>	Islamabad	0	0	0	0	0	0	0	0	0	0	0	0	0	0	0	0	0
	Punjab	0	0	0	0	0	0	0	0	0	0	0	0	0	0	0	0	0
	Sindh R	0	0	0	0	0	0	0	0	0	0	0	0	0	0	0	0	0
	Sindh U	0	0	0	0	0	0	0	0	0	0	0	0	0	0	0	0	0
	KP	0	0	0	0	0	0	0	0	0	0	0	0	0	0	0	0	0
	Balochistan	0	0	0	0	0	0	0	0	0	0	0	0	0	0	0	0	0
	AJ&K	0	0	0	0	0	0	0	0	0	0	0	0	0	0	0	0	0
	GB	0	0	0	0	0	0	0	0	0	0	0	0	0	0	0	0	0
	FATA	0	0	0	0	0	0	0	0	0	0	0	0	0	0	0	0	0
<b>Pakistan Public Works</b>	<b>TOTAL</b>	<b>0</b>	<b>0</b>	<b>0</b>	<b>0</b>	<b>0</b>	<b>0</b>	<b>9</b>	<b>0</b>	<b>0</b>	<b>0</b>	<b>2</b>	<b>0</b>	<b>0</b>	<b>1</b>	<b>0</b>	<b>0</b>	<b>12</b>
<b>Department, HQ,</b>	Islamabad	0	0	0	0	0	0	3	0	0	0	1	0	0	0	0	0	4
<b>Islamabad.</b>	Punjab	0	0	0	0	0	0	6	0	0	0	1	0	0	0	0	0	7
	Sindh R	0	0	0	0	0	0	0	0	0	0	0	0	0	1	0	0	1
	Sindh U	0	0	0	0	0	0	0	0	0	0	0	0	0	0	0	0	0
	KP	0	0	0	0	0	0	0	0	0	0	0	0	0	0	0	0	0
	Balochistan	0	0	0	0	0	0	0	0	0	0	0	0	0	0	0	0	0
	AJ&K	0	0	0	0	0	0	0	0	0	0	0	0	0	0	0	0	0
	GB	0	0	0	0	0	0	0	0	0	0	0	0	0	0	0	0	0
	FATA	0	0	0	0	0	0	0	0	0	0	0	0	0	0	0	0	0

TABLE-31										
DOMICILE WISE ACTUAL STRENGTH OF FEMALE EMPLOYEES BY BASIC SCALE AND DIVISIONS / ATTACHED DEPARTMENTS / SUBORDINATE OFFICES										
DIVISION/OFFICE	DOMICILE	BASIC SCALE 17 to 22							G.TOTAL BS 1-22	
		17	18	19	20	21	22	TOTAL		
<b>14. Housing &amp; Works</b>	<b>G. TOTAL</b>	<b>15</b>	<b>4</b>	<b>1</b>	<b>0</b>	<b>0</b>	<b>0</b>	<b>0</b>	<b>20</b>	<b>54</b>
<b>Division</b>	<b>TOTAL</b>	<b>0</b>	<b>0</b>	<b>0</b>	<b>0</b>	<b>0</b>	<b>0</b>	<b>0</b>	<b>0</b>	<b>7</b>
<b>Main, Islamabad.</b>	Islamabad	0	0	0	0	0	0	0	0	1
	Punjab	0	0	0	0	0	0	0	0	3
	Sindh R	0	0	0	0	0	0	0	0	0
	Sindh U	0	0	0	0	0	0	0	0	0
	KP	0	0	0	0	0	0	0	0	2
	Balochistan	0	0	0	0	0	0	0	0	0
	AJ&K	0	0	0	0	0	0	0	0	0
	GB	0	0	0	0	0	0	0	0	1
	FATA	0	0	0	0	0	0	0	0	0
<b>Estate Office, Islamabad.</b>	<b>TOTAL</b>	<b>1</b>	<b>0</b>	<b>0</b>	<b>0</b>	<b>0</b>	<b>0</b>	<b>0</b>	<b>1</b>	<b>16</b>
	Islamabad	0	0	0	0	0	0	0	0	0
	Punjab	1	0	0	0	0	0	0	1	3
	Sindh R	0	0	0	0	0	0	0	0	0
	Sindh U	0	0	0	0	0	0	0	0	12
	KP	0	0	0	0	0	0	0	0	0
	Balochistan	0	0	0	0	0	0	0	0	1
	AJ&K	0	0	0	0	0	0	0	0	0
	GB	0	0	0	0	0	0	0	0	0
	FATA	0	0	0	0	0	0	0	0	0
<b>National Housing Authority, Islamabad.</b>	<b>TOTAL</b>	<b>0</b>	<b>0</b>	<b>1</b>	<b>0</b>	<b>0</b>	<b>0</b>	<b>0</b>	<b>1</b>	<b>1</b>
	Islamabad	0	0	0	0	0	0	0	0	0
	Punjab	0	0	0	0	0	0	0	0	0
	Sindh R	0	0	1	0	0	0	0	1	1
	Sindh U	0	0	0	0	0	0	0	0	0
	KP	0	0	0	0	0	0	0	0	0
	Balochistan	0	0	0	0	0	0	0	0	0
	AJ&K	0	0	0	0	0	0	0	0	0
	GB	0	0	0	0	0	0	0	0	0
	FATA	0	0	0	0	0	0	0	0	0
<b>Pakistan Public Works</b>	<b>TOTAL</b>	<b>14</b>	<b>4</b>	<b>0</b>	<b>0</b>	<b>0</b>	<b>0</b>	<b>0</b>	<b>18</b>	<b>30</b>
<b>Department, HQ, Islamabad.</b>	Islamabad	0	0	0	0	0	0	0	0	4
	Punjab	6	3	0	0	0	0	0	9	16
	Sindh R	1	0	0	0	0	0	0	1	2
	Sindh U	4	0	0	0	0	0	0	4	4
	KP	1	1	0	0	0	0	0	2	2
	Balochistan	2	0	0	0	0	0	0	2	2
	AJ&K	0	0	0	0	0	0	0	0	0
	GB	0	0	0	0	0	0	0	0	0
	FATA	0	0	0	0	0	0	0	0	0

TABLE-31

## DOMICILE WISE ACTUAL STRENGTH OF FEMALE EMPLOYEES BY BASIC SCALE AND DIVISIONS / ATTACHED DEPARTMENTS / SUBORDINATE OFFICES

DIVISION/OFFICE	DOMICILE	BASIC SCALE 1 to 16																
		1	2	3	4	5	6	7	8	9	10	11	12	13	14	15	16	TOTAL
<b>15. Human Rights</b>	<b>G. TOTAL</b>	<b>4</b>	<b>5</b>	<b>0</b>	<b>0</b>	<b>0</b>	<b>0</b>	<b>1</b>	<b>1</b>	<b>0</b>	<b>1</b>	<b>0</b>	<b>0</b>	<b>0</b>	<b>1</b>	<b>6</b>	<b>5</b>	<b>24</b>
<b>Division</b>	<b>TOTAL</b>	<b>4</b>	<b>0</b>	<b>0</b>	<b>0</b>	<b>0</b>	<b>0</b>	<b>0</b>	<b>1</b>	<b>0</b>	<b>1</b>	<b>0</b>	<b>0</b>	<b>0</b>	<b>1</b>	<b>6</b>	<b>4</b>	<b>17</b>
<b>Main, Islamabad.</b>	Islamabad	1	0	0	0	0	0	0	0	0	0	0	0	0	1	1	1	4
	Punjab	3	0	0	0	0	0	0	0	0	0	0	0	0	0	2	3	8
	Sindh R	0	0	0	0	0	0	0	1	0	0	0	0	0	0	1	0	2
	Sindh U	0	0	0	0	0	0	0	0	0	0	0	0	0	0	1	0	1
	KP	0	0	0	0	0	0	0	0	0	0	0	0	0	0	0	0	0
	Balochistan	0	0	0	0	0	0	0	0	0	0	0	0	0	0	0	0	0
	AJ&K	0	0	0	0	0	0	0	0	0	0	0	0	0	0	1	0	1
	GB	0	0	0	0	0	0	0	0	0	1	0	0	0	0	0	0	1
	FATA	0	0	0	0	0	0	0	0	0	0	0	0	0	0	0	0	0
<b>Implementation of</b>	<b>TOTAL</b>	<b>0</b>	<b>0</b>	<b>0</b>	<b>0</b>	<b>0</b>	<b>0</b>	<b>0</b>	<b>0</b>	<b>0</b>	<b>0</b>	<b>0</b>	<b>0</b>	<b>0</b>	<b>0</b>	<b>0</b>	<b>0</b>	<b>0</b>
<b>National Plan of Action</b>	Islamabad	0	0	0	0	0	0	0	0	0	0	0	0	0	0	0	0	0
<b>for Children, Islamabad.</b>	Punjab	0	0	0	0	0	0	0	0	0	0	0	0	0	0	0	0	0
	Sindh R	0	0	0	0	0	0	0	0	0	0	0	0	0	0	0	0	0
	Sindh U	0	0	0	0	0	0	0	0	0	0	0	0	0	0	0	0	0
	KP	0	0	0	0	0	0	0	0	0	0	0	0	0	0	0	0	0
	Balochistan	0	0	0	0	0	0	0	0	0	0	0	0	0	0	0	0	0
	AJ&K	0	0	0	0	0	0	0	0	0	0	0	0	0	0	0	0	0
	GB	0	0	0	0	0	0	0	0	0	0	0	0	0	0	0	0	0
	FATA	0	0	0	0	0	0	0	0	0	0	0	0	0	0	0	0	0
<b>National Commission</b>	<b>TOTAL</b>	<b>0</b>	<b>0</b>	<b>0</b>	<b>0</b>	<b>0</b>	<b>0</b>	<b>0</b>	<b>0</b>	<b>0</b>	<b>0</b>	<b>0</b>	<b>0</b>	<b>0</b>	<b>0</b>	<b>0</b>	<b>0</b>	<b>0</b>
<b>for the Child Welfare &amp;</b>	Islamabad	0	0	0	0	0	0	0	0	0	0	0	0	0	0	0	0	0
<b>Development, Islamabad.</b>	Punjab	0	0	0	0	0	0	0	0	0	0	0	0	0	0	0	0	0
	Sindh R	0	0	0	0	0	0	0	0	0	0	0	0	0	0	0	0	0
	Sindh U	0	0	0	0	0	0	0	0	0	0	0	0	0	0	0	0	0
	KP	0	0	0	0	0	0	0	0	0	0	0	0	0	0	0	0	0
	Balochistan	0	0	0	0	0	0	0	0	0	0	0	0	0	0	0	0	0
	AJ&K	0	0	0	0	0	0	0	0	0	0	0	0	0	0	0	0	0
	GB	0	0	0	0	0	0	0	0	0	0	0	0	0	0	0	0	0
	FATA	0	0	0	0	0	0	0	0	0	0	0	0	0	0	0	0	0
<b>National Child Protection</b>	<b>TOTAL</b>	<b>0</b>	<b>0</b>	<b>0</b>	<b>0</b>	<b>0</b>	<b>0</b>	<b>0</b>	<b>0</b>	<b>0</b>	<b>0</b>	<b>0</b>	<b>0</b>	<b>0</b>	<b>0</b>	<b>0</b>	<b>1</b>	<b>1</b>
<b>Centre (NCPC), Islamabad.</b>	Islamabad	0	0	0	0	0	0	0	0	0	0	0	0	0	0	0	1	1
	Punjab	0	0	0	0	0	0	0	0	0	0	0	0	0	0	0	0	0
	Sindh R	0	0	0	0	0	0	0	0	0	0	0	0	0	0	0	0	0
	Sindh U	0	0	0	0	0	0	0	0	0	0	0	0	0	0	0	0	0
	KP	0	0	0	0	0	0	0	0	0	0	0	0	0	0	0	0	0
	Balochistan	0	0	0	0	0	0	0	0	0	0	0	0	0	0	0	0	0
	AJ&K	0	0	0	0	0	0	0	0	0	0	0	0	0	0	0	0	0
	GB	0	0	0	0	0	0	0	0	0	0	0	0	0	0	0	0	0
	FATA	0	0	0	0	0	0	0	0	0	0	0	0	0	0	0	0	0

TABLE-31										
DOMICILE WISE ACTUAL STRENGTH OF FEMALE EMPLOYEES BY BASIC SCALE AND DIVISIONS / ATTACHED DEPARTMENTS / SUBORDINATE OFFICES										
15.	DIVISION/OFFICE	DOMICILE	BASIC SCALE 17 to 22						TOTAL	G.TOTAL BS 1-22
			17	18	19	20	21	22		
	<b>Human Rights</b>	<b>G. TOTAL</b>	<b>8</b>	<b>5</b>	<b>1</b>	<b>1</b>	<b>0</b>	<b>1</b>	<b>16</b>	<b>40</b>
	<b>Division</b>	<b>TOTAL</b>	<b>2</b>	<b>3</b>	<b>1</b>	<b>1</b>	<b>0</b>	<b>1</b>	<b>8</b>	<b>25</b>
	<b>Main, Islamabad.</b>	Islamabad	0	0	0	0	0	0	0	4
		Punjab	1	3	1	1	0	0	6	14
		Sindh R	1	0	0	0	0	1	2	4
		Sindh U	0	0	0	0	0	0	0	1
		KP	0	0	0	0	0	0	0	0
		Balochistan	0	0	0	0	0	0	0	0
		AJ&K	0	0	0	0	0	0	0	1
		GB	0	0	0	0	0	0	0	1
		FATA	0	0	0	0	0	0	0	0
	<b>Implementation of</b>	<b>TOTAL</b>	<b>0</b>	<b>0</b>	<b>0</b>	<b>0</b>	<b>0</b>	<b>0</b>	<b>0</b>	<b>0</b>
	<b>National Plan of Action</b>	Islamabad	0	0	0	0	0	0	0	0
	<b>for Children,</b>	Punjab	0	0	0	0	0	0	0	0
	<b>Islamabad.</b>	Sindh R	0	0	0	0	0	0	0	0
		Sindh U	0	0	0	0	0	0	0	0
		KP	0	0	0	0	0	0	0	0
		Balochistan	0	0	0	0	0	0	0	0
		AJ&K	0	0	0	0	0	0	0	0
		GB	0	0	0	0	0	0	0	0
		FATA	0	0	0	0	0	0	0	0
	<b>National Commission for</b>	<b>TOTAL</b>	<b>0</b>	<b>0</b>	<b>0</b>	<b>0</b>	<b>0</b>	<b>0</b>	<b>0</b>	<b>0</b>
	<b>the Child Welfare &amp;</b>	Islamabad	0	0	0	0	0	0	0	0
	<b>Development, Islamabad.</b>	Punjab	0	0	0	0	0	0	0	0
		Sindh R	0	0	0	0	0	0	0	0
		Sindh U	0	0	0	0	0	0	0	0
		KP	0	0	0	0	0	0	0	0
		Balochistan	0	0	0	0	0	0	0	0
		AJ&K	0	0	0	0	0	0	0	0
		GB	0	0	0	0	0	0	0	0
		FATA	0	0	0	0	0	0	0	0
	<b>National Child Protection</b>	<b>TOTAL</b>	<b>0</b>	<b>0</b>	<b>0</b>	<b>0</b>	<b>0</b>	<b>0</b>	<b>0</b>	<b>1</b>
	<b>Centre (NCPC), Islamabad.</b>	Islamabad	0	0	0	0	0	0	0	1
		Punjab	0	0	0	0	0	0	0	0
		Sindh R	0	0	0	0	0	0	0	0
		Sindh U	0	0	0	0	0	0	0	0
		KP	0	0	0	0	0	0	0	0
		Balochistan	0	0	0	0	0	0	0	0
		AJ&K	0	0	0	0	0	0	0	0
		GB	0	0	0	0	0	0	0	0
		FATA	0	0	0	0	0	0	0	0

TABLE-31

## DOMICILE WISE ACTUAL STRENGTH OF FEMALE EMPLOYEES BY BASIC SCALE AND DIVISIONS / ATTACHED DEPARTMENTS / SUBORDINATE OFFICES

DIVISION/OFFICE	DOMICILE	BASIC SCALE 1 to 16															TOTAL	
		1	2	3	4	5	6	7	8	9	10	11	12	13	14	15		16
<b>Family Protection &amp;</b>	<b>TOTAL</b>	0	5	0	0	0	0	1	0	0	0	0	0	0	0	0	0	6
<b>Rehabilitation Centre</b>	Islamabad	0	1	0	0	0	0	0	0	0	0	0	0	0	0	0	0	1
<b>Islamabad.</b>	Punjab	0	4	0	0	0	0	0	0	0	0	0	0	0	0	0	0	4
	Sindh R	0	0	0	0	0	0	0	0	0	0	0	0	0	0	0	0	0
	Sindh U	0	0	0	0	0	0	0	0	0	0	0	0	0	0	0	0	0
	KP	0	0	0	0	0	0	1	0	0	0	0	0	0	0	0	0	1
	Balochistan	0	0	0	0	0	0	0	0	0	0	0	0	0	0	0	0	0
	AJ&K	0	0	0	0	0	0	0	0	0	0	0	0	0	0	0	0	0
	GB	0	0	0	0	0	0	0	0	0	0	0	0	0	0	0	0	0
	FATA	0	0	0	0	0	0	0	0	0	0	0	0	0	0	0	0	0
<b>16. Industries &amp; Production</b>	<b>G. TOTAL</b>	3	3	0	0	0	0	0	0	1	0	2	0	0	3	9	3	24
<b>Division</b>	<b>TOTAL</b>	3	3	0	0	0	0	0	0	1	0	2	0	0	3	9	3	24
<b>Main, Islamabad.</b>	Islamabad	2	0	0	0	0	0	0	0	0	0	1	0	0	0	2	1	6
	Punjab	0	0	0	0	0	0	0	0	0	0	1	0	0	3	4	1	9
	Sindh R	0	0	0	0	0	0	0	0	0	0	0	0	0	0	0	0	0
	Sindh U	0	0	0	0	0	0	0	0	0	0	0	0	0	0	0	0	0
	KP	0	0	0	0	0	0	0	0	1	0	0	0	0	0	2	0	3
	Balochistan	0	0	0	0	0	0	0	0	0	0	0	0	0	0	1	1	2
	AJ&K	0	3	0	0	0	0	0	0	0	0	0	0	0	0	0	0	3
	GB	1	0	0	0	0	0	0	0	0	0	0	0	0	0	0	0	1
	FATA	0	0	0	0	0	0	0	0	0	0	0	0	0	0	0	0	0
<b>Department of</b>	<b>TOTAL</b>	0	0	0	0	0	0	0	0	0	0	0	0	0	0	0	0	0
<b>Explosives, HQ,</b>	Islamabad	0	0	0	0	0	0	0	0	0	0	0	0	0	0	0	0	0
<b>Rawalpindi.</b>	Punjab	0	0	0	0	0	0	0	0	0	0	0	0	0	0	0	0	0
	Sindh R	0	0	0	0	0	0	0	0	0	0	0	0	0	0	0	0	0
	Sindh U	0	0	0	0	0	0	0	0	0	0	0	0	0	0	0	0	0
	KP	0	0	0	0	0	0	0	0	0	0	0	0	0	0	0	0	0
	Balochistan	0	0	0	0	0	0	0	0	0	0	0	0	0	0	0	0	0
	AJ&K	0	0	0	0	0	0	0	0	0	0	0	0	0	0	0	0	0
	GB	0	0	0	0	0	0	0	0	0	0	0	0	0	0	0	0	0
	FATA	0	0	0	0	0	0	0	0	0	0	0	0	0	0	0	0	0
<b>17. Information &amp;</b>	<b>G. TOTAL</b>	9	0	0	0	2	0	0	0	9	0	10	0	0	4	2	24	60
<b>Broadcasting Division</b>	<b>TOTAL</b>	2	0	0	0	0	0	0	0	2	0	2	0	0	0	0	6	12
<b>Main, Islamabad.</b>	Islamabad	0	0	0	0	0	0	0	0	0	0	0	0	0	0	0	0	0
	Punjab	2	0	0	0	0	0	0	0	1	0	2	0	0	0	0	5	10
	Sindh R	0	0	0	0	0	0	0	0	0	0	0	0	0	0	0	1	1
	Sindh U	0	0	0	0	0	0	0	0	0	0	0	0	0	0	0	0	0
	KP	0	0	0	0	0	0	0	0	0	0	0	0	0	0	0	0	0
	Balochistan	0	0	0	0	0	0	0	0	0	0	0	0	0	0	0	0	0
	AJ&K	0	0	0	0	0	0	0	0	1	0	0	0	0	0	0	0	1
	GB	0	0	0	0	0	0	0	0	0	0	0	0	0	0	0	0	0
	FATA	0	0	0	0	0	0	0	0	0	0	0	0	0	0	0	0	0

TABLE-31										
DOMICILE WISE ACTUAL STRENGTH OF FEMALE EMPLOYEES BY BASIC SCALE AND DIVISIONS / ATTACHED DEPARTMENTS / SUBORDINATE OFFICES										
DIVISION/OFFICE	DOMICILE	BASIC SCALE 17 to 22							G.TOTAL BS 1-22	
		17	18	19	20	21	22	TOTAL		
<b>Family Protection &amp; Rehabilitation Centre</b>	<b>TOTAL</b>	<b>6</b>	<b>2</b>	<b>0</b>	<b>0</b>	<b>0</b>	<b>0</b>	<b>0</b>	<b>8</b>	<b>14</b>
	Islamabad	0	1	0	0	0	0	0	1	2
<b>Islamabad.</b>	Punjab	2	0	0	0	0	0	0	2	6
	Sindh R	0	0	0	0	0	0	0	0	0
	Sindh U	0	1	0	0	0	0	0	1	1
	KP	4	0	0	0	0	0	0	4	5
	Balochistan	0	0	0	0	0	0	0	0	0
	AJ&K	0	0	0	0	0	0	0	0	0
	GB	0	0	0	0	0	0	0	0	0
	FATA	0	0	0	0	0	0	0	0	0
<b>16. Industries &amp; Production Division</b>	<b>G. TOTAL</b>	<b>3</b>	<b>0</b>	<b>0</b>	<b>0</b>	<b>0</b>	<b>0</b>	<b>0</b>	<b>3</b>	<b>27</b>
	<b>TOTAL</b>	<b>3</b>	<b>0</b>	<b>0</b>	<b>0</b>	<b>0</b>	<b>0</b>	<b>0</b>	<b>3</b>	<b>27</b>
<b>Main, Islamabad.</b>	Islamabad	0	0	0	0	0	0	0	0	6
	Punjab	3	0	0	0	0	0	0	3	12
	Sindh R	0	0	0	0	0	0	0	0	0
	Sindh U	0	0	0	0	0	0	0	0	0
	KP	0	0	0	0	0	0	0	0	3
	Balochistan	0	0	0	0	0	0	0	0	2
	AJ&K	0	0	0	0	0	0	0	0	3
	GB	0	0	0	0	0	0	0	0	1
	FATA	0	0	0	0	0	0	0	0	0
<b>Department of Explosives, HQ, Rawalpindi.</b>	<b>TOTAL</b>	<b>0</b>	<b>0</b>	<b>0</b>	<b>0</b>	<b>0</b>	<b>0</b>	<b>0</b>	<b>0</b>	<b>0</b>
	Islamabad	0	0	0	0	0	0	0	0	0
	Punjab	0	0	0	0	0	0	0	0	0
	Sindh R	0	0	0	0	0	0	0	0	0
	Sindh U	0	0	0	0	0	0	0	0	0
	KP	0	0	0	0	0	0	0	0	0
	Balochistan	0	0	0	0	0	0	0	0	0
	AJ&K	0	0	0	0	0	0	0	0	0
	GB	0	0	0	0	0	0	0	0	0
	FATA	0	0	0	0	0	0	0	0	0
<b>17. Information &amp; Broadcasting Division</b>	<b>G. TOTAL</b>	<b>14</b>	<b>6</b>	<b>5</b>	<b>3</b>	<b>1</b>	<b>0</b>	<b>0</b>	<b>29</b>	<b>89</b>
	<b>TOTAL</b>	<b>2</b>	<b>1</b>	<b>0</b>	<b>1</b>	<b>0</b>	<b>0</b>	<b>0</b>	<b>4</b>	<b>16</b>
<b>Main, Islamabad.</b>	Islamabad	0	0	0	0	0	0	0	0	0
	Punjab	1	0	0	1	0	0	0	2	12
	Sindh R	0	0	0	0	0	0	0	0	1
	Sindh U	1	0	0	0	0	0	0	1	1
	KP	0	0	0	0	0	0	0	0	0
	Balochistan	0	0	0	0	0	0	0	0	0
	AJ&K	0	1	0	0	0	0	0	1	2
	GB	0	0	0	0	0	0	0	0	0
	FATA	0	0	0	0	0	0	0	0	0



TABLE-31

## DOMICILE WISE ACTUAL STRENGTH OF FEMALE EMPLOYEES BY BASIC SCALE AND DIVISIONS / ATTACHED DEPARTMENTS / SUBORDINATE OFFICES

DIVISION/OFFICE	DOMICILE	BASIC SCALE 1 to 16																
		1	2	3	4	5	6	7	8	9	10	11	12	13	14	15	16	TOTAL
<b>Audit Bureau of Circulation,</b>	<b>TOTAL</b>	0	0	0	0	0	0	0	0	0	0	0	0	0	0	0	1	1
<b>Islamabad.</b>	Islamabad	0	0	0	0	0	0	0	0	0	0	0	0	0	0	0	0	0
	Punjab	0	0	0	0	0	0	0	0	0	0	0	0	0	0	0	1	1
	Sindh R	0	0	0	0	0	0	0	0	0	0	0	0	0	0	0	0	0
	Sindh U	0	0	0	0	0	0	0	0	0	0	0	0	0	0	0	0	0
	KP	0	0	0	0	0	0	0	0	0	0	0	0	0	0	0	0	0
	Balochistan	0	0	0	0	0	0	0	0	0	0	0	0	0	0	0	0	0
	AJ&K	0	0	0	0	0	0	0	0	0	0	0	0	0	0	0	0	0
	GB	0	0	0	0	0	0	0	0	0	0	0	0	0	0	0	0	0
	FATA	0	0	0	0	0	0	0	0	0	0	0	0	0	0	0	0	0
<b>Central Board of Film</b>	<b>TOTAL</b>	0	0	0	0	0	0	0	0	0	0	0	0	0	0	0	0	0
<b>Censors, Islamabad.</b>	Islamabad	0	0	0	0	0	0	0	0	0	0	0	0	0	0	0	0	0
	Punjab	0	0	0	0	0	0	0	0	0	0	0	0	0	0	0	0	0
	Sindh R	0	0	0	0	0	0	0	0	0	0	0	0	0	0	0	0	0
	Sindh U	0	0	0	0	0	0	0	0	0	0	0	0	0	0	0	0	0
	KP	0	0	0	0	0	0	0	0	0	0	0	0	0	0	0	0	0
	Balochistan	0	0	0	0	0	0	0	0	0	0	0	0	0	0	0	0	0
	AJ&K	0	0	0	0	0	0	0	0	0	0	0	0	0	0	0	0	0
	GB	0	0	0	0	0	0	0	0	0	0	0	0	0	0	0	0	0
	FATA	0	0	0	0	0	0	0	0	0	0	0	0	0	0	0	0	0
<b>Directorate of Electronic</b>	<b>TOTAL</b>	3	0	0	0	1	0	0	0	2	0	3	0	0	3	1	5	18
<b>Media and Publications,</b>	Islamabad	0	0	0	0	0	0	0	0	0	1	0	0	1	1	1	4	4
<b>Islamabad.</b>	Punjab	2	0	0	0	0	0	0	0	2	0	1	0	0	2	0	4	11
	Sindh R	0	0	0	0	0	0	0	0	0	1	0	0	0	0	0	1	1
	Sindh U	0	0	0	0	0	0	0	0	0	0	0	0	0	0	0	0	0
	KP	0	0	0	0	1	0	0	0	0	0	0	0	0	0	0	1	1
	Balochistan	1	0	0	0	0	0	0	0	0	0	0	0	0	0	0	1	1
	AJ&K	0	0	0	0	0	0	0	0	0	0	0	0	0	0	0	0	0
	GB	0	0	0	0	0	0	0	0	0	0	0	0	0	0	0	0	0
	FATA	0	0	0	0	0	0	0	0	0	0	0	0	0	0	0	0	0
<b>Federal Land Commission,</b>	<b>TOTAL</b>	1	0	0	0	0	0	0	0	0	1	0	0	1	0	2	5	5
<b>Islamabad.</b>	Islamabad	0	0	0	0	0	0	0	0	0	0	0	0	0	0	0	0	0
	Punjab	1	0	0	0	0	0	0	0	0	1	0	0	1	0	1	4	4
	Sindh R	0	0	0	0	0	0	0	0	0	0	0	0	0	0	0	0	0
	Sindh U	0	0	0	0	0	0	0	0	0	0	0	0	0	0	0	0	0
	KP	0	0	0	0	0	0	0	0	0	0	0	0	0	0	1	1	1
	Balochistan	0	0	0	0	0	0	0	0	0	0	0	0	0	0	0	0	0
	AJ&K	0	0	0	0	0	0	0	0	0	0	0	0	0	0	0	0	0
	GB	0	0	0	0	0	0	0	0	0	0	0	0	0	0	0	0	0
	FATA	0	0	0	0	0	0	0	0	0	0	0	0	0	0	0	0	0

TABLE-31										
DOMICILE WISE ACTUAL STRENGTH OF FEMALE EMPLOYEES BY BASIC SCALE AND DIVISIONS / ATTACHED DEPARTMENTS / SUBORDINATE OFFICES										
DIVISION/OFFICE	DOMICILE	BASIC SCALE 17 to 22							G.TOTAL BS 1-22	
		17	18	19	20	21	22	TOTAL		
<b>Audit Bureau of Circulation,</b>	<b>TOTAL</b>	<b>1</b>	<b>0</b>	<b>0</b>	<b>0</b>	<b>0</b>	<b>0</b>	<b>0</b>	<b>1</b>	<b>2</b>
<b>Islamabad.</b>	Islamabad	0	0	0	0	0	0	0	0	0
	Punjab	1	0	0	0	0	0	0	1	2
	Sindh R	0	0	0	0	0	0	0	0	0
	Sindh U	0	0	0	0	0	0	0	0	0
	KP	0	0	0	0	0	0	0	0	0
	Balochistan	0	0	0	0	0	0	0	0	0
	AJ&K	0	0	0	0	0	0	0	0	0
	GB	0	0	0	0	0	0	0	0	0
	FATA	0	0	0	0	0	0	0	0	0
<b>Central Board of Film</b>	<b>TOTAL</b>	<b>0</b>	<b>0</b>	<b>0</b>	<b>0</b>	<b>0</b>	<b>0</b>	<b>0</b>	<b>0</b>	<b>0</b>
<b>Censors, Islamabad.</b>	Islamabad	0	0	0	0	0	0	0	0	0
	Punjab	0	0	0	0	0	0	0	0	0
	Sindh R	0	0	0	0	0	0	0	0	0
	Sindh U	0	0	0	0	0	0	0	0	0
	KP	0	0	0	0	0	0	0	0	0
	Balochistan	0	0	0	0	0	0	0	0	0
	AJ&K	0	0	0	0	0	0	0	0	0
	GB	0	0	0	0	0	0	0	0	0
	FATA	0	0	0	0	0	0	0	0	0
<b>Directorate of Electronic</b>	<b>TOTAL</b>	<b>6</b>	<b>4</b>	<b>3</b>	<b>1</b>	<b>0</b>	<b>0</b>	<b>0</b>	<b>14</b>	<b>32</b>
<b>Media and Publications,</b>	Islamabad	1	0	0	0	0	0	0	1	5
<b>Islamabad.</b>	Punjab	4	4	3	1	0	0	0	12	23
	Sindh R	0	0	0	0	0	0	0	0	1
	Sindh U	1	0	0	0	0	0	0	1	1
	KP	0	0	0	0	0	0	0	0	1
	Balochistan	0	0	0	0	0	0	0	0	1
	AJ&K	0	0	0	0	0	0	0	0	0
	GB	0	0	0	0	0	0	0	0	0
	FATA	0	0	0	0	0	0	0	0	0
<b>Federal Land Commission,</b>	<b>TOTAL</b>	<b>0</b>	<b>0</b>	<b>0</b>	<b>0</b>	<b>0</b>	<b>0</b>	<b>0</b>	<b>0</b>	<b>5</b>
<b>Islamabad.</b>	Islamabad	0	0	0	0	0	0	0	0	0
	Punjab	0	0	0	0	0	0	0	0	4
	Sindh R	0	0	0	0	0	0	0	0	0
	Sindh U	0	0	0	0	0	0	0	0	0
	KP	0	0	0	0	0	0	0	0	1
	Balochistan	0	0	0	0	0	0	0	0	0
	AJ&K	0	0	0	0	0	0	0	0	0
	GB	0	0	0	0	0	0	0	0	0
	FATA	0	0	0	0	0	0	0	0	0

TABLE-31

DIVISION/OFFICE		DOMICILE	BASIC SCALE 1 to 16														TOTAL			
			1	2	3	4	5	6	7	8	9	10	11	12	13	14		15	16	
<b>Implementation Tribunal</b>	<b>TOTAL</b>		0	0	0	0	0	0	0	0	0	0	0	0	0	0	0	2	2	
<b>For Newspaper</b>	Islamabad		0	0	0	0	0	0	0	0	0	0	0	0	0	0	0	0	1	1
<b>Employees,</b>	Punjab		0	0	0	0	0	0	0	0	0	0	0	0	0	0	0	0	1	1
<b>Islamabad.</b>	Sindh R		0	0	0	0	0	0	0	0	0	0	0	0	0	0	0	0	0	0
	Sindh U		0	0	0	0	0	0	0	0	0	0	0	0	0	0	0	0	0	0
	KP		0	0	0	0	0	0	0	0	0	0	0	0	0	0	0	0	0	0
	Balochistan		0	0	0	0	0	0	0	0	0	0	0	0	0	0	0	0	0	0
	AJ&K		0	0	0	0	0	0	0	0	0	0	0	0	0	0	0	0	0	0
	GB		0	0	0	0	0	0	0	0	0	0	0	0	0	0	0	0	0	0
	FATA		0	0	0	0	0	0	0	0	0	0	0	0	0	0	0	0	0	0
<b>Information Service</b>	<b>TOTAL</b>		0	0	0	0	0	0	0	0	0	0	0	0	0	0	0	0	0	0
<b>Academy, Islamabad.</b>	Islamabad		0	0	0	0	0	0	0	0	0	0	0	0	0	0	0	0	0	0
	Punjab		0	0	0	0	0	0	0	0	0	0	0	0	0	0	0	0	0	0
	Sindh R		0	0	0	0	0	0	0	0	0	0	0	0	0	0	0	0	0	0
	Sindh U		0	0	0	0	0	0	0	0	0	0	0	0	0	0	0	0	0	0
	KP		0	0	0	0	0	0	0	0	0	0	0	0	0	0	0	0	0	0
	Balochistan		0	0	0	0	0	0	0	0	0	0	0	0	0	0	0	0	0	0
	AJ&K		0	0	0	0	0	0	0	0	0	0	0	0	0	0	0	0	0	0
	GB		0	0	0	0	0	0	0	0	0	0	0	0	0	0	0	0	0	0
	FATA		0	0	0	0	0	0	0	0	0	0	0	0	0	0	0	0	0	0
<b>Press Information</b>	<b>TOTAL</b>		3	0	0	0	1	0	0	0	5	0	4	0	0	0	1	8	22	
<b>Department, Islamabad.</b>	Islamabad		2	0	0	0	1	0	0	0	1	0	1	0	0	0	0	1	6	
	Punjab		1	0	0	0	0	0	0	0	2	0	3	0	0	0	0	6	12	
	Sindh R		0	0	0	0	0	0	0	0	1	0	0	0	0	0	0	1	2	
	Sindh U		0	0	0	0	0	0	0	0	0	0	0	0	0	0	1	0	1	
	KP		0	0	0	0	0	0	0	0	1	0	0	0	0	0	0	0	1	
	Balochistan		0	0	0	0	0	0	0	0	0	0	0	0	0	0	0	0	0	
	AJ&K		0	0	0	0	0	0	0	0	0	0	0	0	0	0	0	0	0	
	GB		0	0	0	0	0	0	0	0	0	0	0	0	0	0	0	0	0	
	FATA		0	0	0	0	0	0	0	0	0	0	0	0	0	0	0	0	0	
<b>Office of the Press</b>	<b>TOTAL</b>		0	0	0	0	0	0	0	0	0	0	0	0	0	0	0	0	0	
<b>Registrar, Islamabad.</b>	Islamabad		0	0	0	0	0	0	0	0	0	0	0	0	0	0	0	0	0	
	Punjab		0	0	0	0	0	0	0	0	0	0	0	0	0	0	0	0	0	
	Sindh R		0	0	0	0	0	0	0	0	0	0	0	0	0	0	0	0	0	
	Sindh U		0	0	0	0	0	0	0	0	0	0	0	0	0	0	0	0	0	
	KP		0	0	0	0	0	0	0	0	0	0	0	0	0	0	0	0	0	
	Balochistan		0	0	0	0	0	0	0	0	0	0	0	0	0	0	0	0	0	
	AJ&K		0	0	0	0	0	0	0	0	0	0	0	0	0	0	0	0	0	
	GB		0	0	0	0	0	0	0	0	0	0	0	0	0	0	0	0	0	
	FATA		0	0	0	0	0	0	0	0	0	0	0	0	0	0	0	0	0	

TABLE-31									
DOMICILE WISE ACTUAL STRENGTH OF FEMALE EMPLOYEES BY BASIC SCALE AND DIVISIONS / ATTACHED DEPARTMENTS / SUBORDINATE OFFICES									
DIVISION/OFFICE	DOMICILE	BASIC SCALE 17 to 22						TOTAL	G.TOTAL BS 1-22
		17	18	19	20	21	22		
<b>Implementation Tribunal</b>	<b>TOTAL</b>	<b>0</b>	<b>0</b>	<b>0</b>	<b>0</b>	<b>0</b>	<b>0</b>	<b>0</b>	<b>2</b>
<b>For Newspaper Employees,</b>	Islamabad	0	0	0	0	0	0	0	1
<b>Islamabad.</b>	Punjab	0	0	0	0	0	0	0	1
	Sindh R	0	0	0	0	0	0	0	0
	Sindh U	0	0	0	0	0	0	0	0
	KP	0	0	0	0	0	0	0	0
	Balochistan	0	0	0	0	0	0	0	0
	AJ&K	0	0	0	0	0	0	0	0
	GB	0	0	0	0	0	0	0	0
	FATA	0	0	0	0	0	0	0	0
<b>Information Service</b>	<b>TOTAL</b>	<b>5</b>	<b>1</b>	<b>1</b>	<b>1</b>	<b>1</b>	<b>0</b>	<b>9</b>	<b>9</b>
<b>Academy, Islamabad.</b>	Islamabad	0	0	0	0	0	0	0	0
	Punjab	5	1	0	0	1	0	7	7
	Sindh R	0	0	0	0	0	0	0	0
	Sindh U	0	0	0	1	0	0	1	1
	KP	0	0	1	0	0	0	1	1
	Balochistan	0	0	0	0	0	0	0	0
	AJ&K	0	0	0	0	0	0	0	0
	GB	0	0	0	0	0	0	0	0
	FATA	0	0	0	0	0	0	0	0
<b>Press Information</b>	Affaires	<b>0</b>	<b>0</b>	<b>0</b>	<b>0</b>	<b>0</b>	<b>0</b>	<b>0</b>	<b>22</b>
<b>Department, Islamabad.</b>	Islamabad	0	0	0	0	0	0	0	6
	Punjab	0	0	0	0	0	0	0	12
	Sindh R	0	0	0	0	0	0	0	2
	Sindh U	0	0	0	0	0	0	0	1
	KP	0	0	0	0	0	0	0	1
	Balochistan	0	0	0	0	0	0	0	0
	AJ&K	0	0	0	0	0	0	0	0
	GB	0	0	0	0	0	0	0	0
	FATA	0	0	0	0	0	0	0	0
<b>Office of the Press</b>	<b>TOTAL</b>	<b>0</b>	<b>0</b>	<b>1</b>	<b>0</b>	<b>0</b>	<b>0</b>	<b>1</b>	<b>1</b>
<b>Registrar, Islamabad.</b>	Islamabad	0	0	0	0	0	0	0	0
	Punjab	0	0	1	0	0	0	1	1
	Sindh R	0	0	0	0	0	0	0	0
	Sindh U	0	0	0	0	0	0	0	0
	KP	0	0	0	0	0	0	0	0
	Balochistan	0	0	0	0	0	0	0	0
	AJ&K	0	0	0	0	0	0	0	0
	GB	0	0	0	0	0	0	0	0
	FATA	0	0	0	0	0	0	0	0

TABLE-31

DIVISION/OFFICE		DOMICILE	BASIC SCALE 1 to 16														TOTAL			
			1	2	3	4	5	6	7	8	9	10	11	12	13	14		15	16	
<b>18. Information Technology and Telecommunication Division</b>	<b>G. TOTAL</b>		2	0	0	0	0	0	0	0	0	1	0	0	1	0	1	3	0	8
	<b>TOTAL</b>		2	0	0	0	0	0	0	0	0	1	0	0	1	0	1	3	0	8
	<b>Islamabad</b>		0	0	0	0	0	0	0	0	0	0	0	0	0	0	0	0	0	0
	<b>Main, Islamabad.</b>	Punjab	2	0	0	0	0	0	0	0	0	0	0	0	0	0	1	3	0	6
		Sindh R	0	0	0	0	0	0	0	0	0	0	0	0	0	0	0	0	0	0
		Sindh U	0	0	0	0	0	0	0	0	0	0	0	0	0	0	0	0	0	0
		KP	0	0	0	0	0	0	0	0	0	0	0	0	1	0	0	0	0	1
		Balochistan	0	0	0	0	0	0	0	0	0	1	0	0	0	0	0	0	0	1
		AJ&K	0	0	0	0	0	0	0	0	0	0	0	0	0	0	0	0	0	0
		GB	0	0	0	0	0	0	0	0	0	0	0	0	0	0	0	0	0	0
		FATA	0	0	0	0	0	0	0	0	0	0	0	0	0	0	0	0	0	0
	<b>National Information Technology Board, Islamabad.</b>	<b>TOTAL</b>		0	0	0	0	0	0	0	0	0	0	0	0	0	0	0	0	0
		Islamabad		0	0	0	0	0	0	0	0	0	0	0	0	0	0	0	0	0
		Punjab		0	0	0	0	0	0	0	0	0	0	0	0	0	0	0	0	0
		Sindh R		0	0	0	0	0	0	0	0	0	0	0	0	0	0	0	0	0
		Sindh U		0	0	0	0	0	0	0	0	0	0	0	0	0	0	0	0	0
	KP		0	0	0	0	0	0	0	0	0	0	0	0	0	0	0	0	0	
	Balochistan		0	0	0	0	0	0	0	0	0	0	0	0	0	0	0	0	0	
	AJ&K		0	0	0	0	0	0	0	0	0	0	0	0	0	0	0	0	0	
	GB		0	0	0	0	0	0	0	0	0	0	0	0	0	0	0	0	0	
	FATA		0	0	0	0	0	0	0	0	0	0	0	0	0	0	0	0	0	
<b>19. Inter Provincial Coordination Division, Main, Islamabad.</b>	<b>G. TOTAL</b>		1	2	0	0	0	0	0	0	3	0	1	0	0	0	0	7	14	
	<b>TOTAL</b>		0	2	0	0	0	0	0	0	1	0	0	0	0	0	0	5	8	
	Islamabad		0	0	0	0	0	0	0	0	0	0	0	0	0	0	0	1	1	
	Punjab		0	2	0	0	0	0	0	0	0	0	0	0	0	0	0	3	5	
	Sindh R		0	0	0	0	0	0	0	0	0	0	0	0	0	0	0	0	0	
	Sindh U		0	0	0	0	0	0	0	0	0	0	0	0	0	0	0	0	0	
	KP		0	0	0	0	0	0	0	0	0	0	0	0	0	0	0	1	1	
	Balochistan		0	0	0	0	0	0	0	0	0	0	0	0	0	0	0	0	0	
	AJ&K		0	0	0	0	0	0	0	0	1	0	0	0	0	0	0	0	1	
	GB		0	0	0	0	0	0	0	0	0	0	0	0	0	0	0	0	0	
	FATA		0	0	0	0	0	0	0	0	0	0	0	0	0	0	0	0	0	
<b>Inter Board Committee of Chairman, Islamabad.</b>	<b>TOTAL</b>		0	0	0	0	0	0	0	0	2	0	1	0	0	0	0	2	5	
	Islamabad		0	0	0	0	0	0	0	0	0	0	0	0	0	0	0	0	0	
	Punjab		0	0	0	0	0	0	0	0	1	0	0	0	0	0	0	2	3	
	Sindh R		0	0	0	0	0	0	0	0	0	0	0	0	0	0	0	0	0	
	Sindh U		0	0	0	0	0	0	0	0	1	0	0	0	0	0	0	0	1	
	KP		0	0	0	0	0	0	0	0	0	0	0	0	0	0	0	0	0	
	Balochistan		0	0	0	0	0	0	0	0	0	0	0	0	0	0	0	0	0	
	AJ&K		0	0	0	0	0	0	0	0	0	1	0	0	0	0	0	0	1	
	GB		0	0	0	0	0	0	0	0	0	0	0	0	0	0	0	0	0	
	FATA		0	0	0	0	0	0	0	0	0	0	0	0	0	0	0	0	0	

TABLE-31										
DOMICILE WISE ACTUAL STRENGTH OF FEMALE EMPLOYEES BY BASIC SCALE AND DIVISIONS / ATTACHED DEPARTMENTS / SUBORDINATE OFFICES										
DIVISION/OFFICE	DOMICILE	BASIC SCALE 17 to 22							G.TOTAL BS 1-22	
		17	18	19	20	21	22	TOTAL		
18. Information Technology and Telecommunications Division Main, Islamabad.	G. TOTAL	2	1	0	0	0	0	3	11	
	TOTAL	1	1	0	0	0	0	2	10	
	Islamabad	0	0	0	0	0	0	0	0	
	Punjab	1	0	0	0	0	0	1	7	
	Sindh R	0	0	0	0	0	0	0	0	
	Sindh U	0	0	0	0	0	0	0	0	
	KP	0	0	0	0	0	0	0	1	
	Balochistan	0	1	0	0	0	0	1	2	
	AJ&K	0	0	0	0	0	0	0	0	
	GB	0	0	0	0	0	0	0	0	
	FATA	0	0	0	0	0	0	0	0	
	National Information Technology Board , Islamabad.	TOTAL	1	0	0	0	0	0	1	1
	Islamabad	Islamabad	0	0	0	0	0	0	0	0
	Punjab	Punjab	0	0	0	0	0	0	0	0
Sindh R	Sindh R	0	0	0	0	0	0	0	0	
Sindh U	Sindh U	0	0	0	0	0	0	0	0	
KP	KP	1	0	0	0	0	0	1	1	
Balochistan	Balochistan	0	0	0	0	0	0	0	0	
AJ&K	AJ&K	0	0	0	0	0	0	0	0	
GB	GB	0	0	0	0	0	0	0	0	
FATA	FATA	0	0	0	0	0	0	0	0	
19. Inter Provincial Coordination Division, Main, Islamabad.	G. TOTAL	8	1	1	0	0	0	10	24	
	TOTAL	3	1	1	0	0	0	5	13	
	Islamabad	1	0	0	0	0	0	1	2	
	Punjab	2	1	1	0	0	0	4	9	
	Sindh R	0	0	0	0	0	0	0	0	
	Sindh U	0	0	0	0	0	0	0	0	
	KP	0	0	0	0	0	0	0	1	
	Balochistan	0	0	0	0	0	0	0	0	
	AJ&K	0	0	0	0	0	0	0	1	
	GB	0	0	0	0	0	0	0	0	
	FATA	0	0	0	0	0	0	0	0	
	Inter Board Committee of Chairman, Islamabad.	TOTAL	1	0	0	0	0	0	1	6
	Islamabad	Islamabad	0	0	0	0	0	0	0	0
	Punjab	Punjab	0	0	0	0	0	0	0	3
Sindh R	Sindh R	0	0	0	0	0	0	0	0	
Sindh U	Sindh U	0	0	0	0	0	0	0	1	
KP	KP	0	0	0	0	0	0	0	0	
Balochistan	Balochistan	1	0	0	0	0	0	1	1	
AJ&K	AJ&K	0	0	0	0	0	0	0	1	
GB	GB	0	0	0	0	0	0	0	0	
FATA	FATA	0	0	0	0	0	0	0	0	

TABLE-31

## DOMICILE WISE ACTUAL STRENGTH OF FEMALE EMPLOYEES BY BASIC SCALE AND DIVISIONS / ATTACHED DEPARTMENTS / SUBORDINATE OFFICES

DIVISION/OFFICE	DOMICILE	BASIC SCALE 1 to 16														TOTAL			
		1	2	3	4	5	6	7	8	9	10	11	12	13	14		15	16	
<b>National Internship</b>	<b>TOTAL</b>	<b>1</b>	<b>0</b>	<b>0</b>	<b>0</b>	<b>0</b>	<b>0</b>	<b>0</b>	<b>0</b>	<b>0</b>	<b>0</b>	<b>0</b>	<b>0</b>	<b>0</b>	<b>0</b>	<b>0</b>	<b>0</b>	<b>1</b>	
<b>Programme, Islamabad.</b>	Islamabad	1	0	0	0	0	0	0	0	0	0	0	0	0	0	0	0	0	1
	Punjab	0	0	0	0	0	0	0	0	0	0	0	0	0	0	0	0	0	0
	Sindh R	0	0	0	0	0	0	0	0	0	0	0	0	0	0	0	0	0	0
	Sindh U	0	0	0	0	0	0	0	0	0	0	0	0	0	0	0	0	0	0
	KP	0	0	0	0	0	0	0	0	0	0	0	0	0	0	0	0	0	0
	Balochistan	0	0	0	0	0	0	0	0	0	0	0	0	0	0	0	0	0	0
	AJ&K	0	0	0	0	0	0	0	0	0	0	0	0	0	0	0	0	0	0
	GB	0	0	0	0	0	0	0	0	0	0	0	0	0	0	0	0	0	0
	FATA	0	0	0	0	0	0	0	0	0	0	0	0	0	0	0	0	0	0
<b>20. Interior Division</b>	<b>G. TOTAL</b>	<b>218</b>	<b>362</b>	<b>26</b>	<b>64</b>	<b>684</b>	<b>17</b>	<b>47</b>	<b>14</b>	<b>146</b>	<b>0</b>	<b>45</b>	<b>5</b>	<b>4</b>	<b>82</b>	<b>8</b>	<b>81</b>	<b>1803</b>	
<b>Main, Islamabad.</b>	<b>TOTAL</b>	<b>0</b>	<b>0</b>	<b>0</b>	<b>0</b>	<b>0</b>	<b>0</b>	<b>0</b>	<b>0</b>	<b>6</b>	<b>0</b>	<b>6</b>	<b>0</b>	<b>0</b>	<b>0</b>	<b>4</b>	<b>1</b>	<b>17</b>	
	Islamabad	0	0	0	0	0	0	0	0	3	0	1	0	0	0	0	0	0	4
	Punjab	0	0	0	0	0	0	0	0	3	0	3	0	0	0	2	1	9	
	Sindh R	0	0	0	0	0	0	0	0	0	0	0	0	0	0	0	0	0	0
	Sindh U	0	0	0	0	0	0	0	0	0	0	0	0	0	0	2	0	2	
	KP	0	0	0	0	0	0	0	0	0	0	1	0	0	0	0	0	0	1
	Balochistan	0	0	0	0	0	0	0	0	0	0	1	0	0	0	0	0	0	1
	AJ&K	0	0	0	0	0	0	0	0	0	0	0	0	0	0	0	0	0	0
	GB	0	0	0	0	0	0	0	0	0	0	0	0	0	0	0	0	0	0
FATA	0	0	0	0	0	0	0	0	0	0	0	0	0	0	0	0	0	0	
<b>Directorate General of</b>	<b>TOTAL</b>	<b>0</b>	<b>2</b>	<b>2</b>	<b>0</b>	<b>0</b>	<b>0</b>	<b>0</b>	<b>0</b>	<b>9</b>	<b>0</b>	<b>2</b>	<b>0</b>	<b>0</b>	<b>7</b>	<b>1</b>	<b>7</b>	<b>30</b>	
<b>Civil Defence,</b>	Islamabad	0	0	0	0	0	0	0	0	0	0	1	0	0	2	0	0	3	
<b>Islamabad, Lahore,</b>	Punjab	0	2	0	0	0	0	0	0	6	0	0	0	0	4	0	4	16	
<b>Karachi, Peshawar,</b>	Sindh R	0	0	1	0	0	0	0	0	0	0	0	0	0	0	0	0	1	
<b>Quetta, AJ &amp; K,</b>	Sindh U	0	0	0	0	0	0	0	0	2	0	1	0	0	0	1	1	5	
<b>Muzaffarabad.</b>	KP	0	0	0	0	0	0	0	0	1	0	0	0	0	0	0	2	3	
	Balochistan	0	0	1	0	0	0	0	0	0	0	0	0	0	1	0	0	2	
	AJ&K	0	0	0	0	0	0	0	0	0	0	0	0	0	0	0	0	0	
	GB	0	0	0	0	0	0	0	0	0	0	0	0	0	0	0	0	0	
	FATA	0	0	0	0	0	0	0	0	0	0	0	0	0	0	0	0	0	
<b>Directorate General of</b>	<b>TOTAL</b>	<b>0</b>	<b>0</b>	<b>0</b>	<b>3</b>	<b>0</b>	<b>0</b>	<b>0</b>	<b>0</b>	<b>13</b>	<b>0</b>	<b>33</b>	<b>4</b>	<b>0</b>	<b>1</b>	<b>1</b>	<b>0</b>	<b>55</b>	
<b>Immigration and</b>	Islamabad	0	0	0	0	0	0	0	0	0	0	0	1	0	0	0	0	1	
<b>Passports, HQ,</b>	Punjab	0	0	0	2	0	0	0	0	7	0	18	2	0	1	1	0	31	
	<b>Islamabad.</b>	Sindh R	0	0	0	0	0	0	0	1	0	3	0	0	0	0	0	4	
	Sindh U	0	0	0	0	0	0	0	0	3	0	1	0	0	0	0	0	4	
	KP	0	0	0	0	0	0	0	0	1	0	8	1	0	0	0	0	10	
	Balochistan	0	0	0	0	0	0	0	0	1	0	1	0	0	0	0	0	2	
	AJ&K	0	0	0	1	0	0	0	0	0	0	0	0	0	0	0	0	1	
	GB	0	0	0	0	0	0	0	0	0	0	1	0	0	0	0	0	1	
	FATA	0	0	0	0	0	0	0	0	0	0	1	0	0	0	0	0	1	

TABLE-31									
DOMICILE WISE ACTUAL STRENGTH OF FEMALE EMPLOYEES BY BASIC SCALE AND DIVISIONS / ATTACHED DEPARTMENTS / SUBORDINATE OFFICES									
DIVISION/OFFICE	DOMICILE	BASIC SCALE 17 to 22						TOTAL	G.TOTAL BS 1-22
		17	18	19	20	21	22		
National Internship	TOTAL	4	0	0	0	0	0	4	5
Programme, Islamabad.	Islamabad	0	0	0	0	0	0	0	1
	Punjab	2	0	0	0	0	0	2	2
	Sindh R	1	0	0	0	0	0	1	1
	Sindh U	1	0	0	0	0	0	1	1
	KP	0	0	0	0	0	0	0	0
	Balochistan	0	0	0	0	0	0	0	0
	AJ&K	0	0	0	0	0	0	0	0
	GB	0	0	0	0	0	0	0	0
	FATA	0	0	0	0	0	0	0	0
20. Interior Division	G. TOTAL	71	17	4	0	1	0	93	1896
Main, Islamabad.	TOTAL	4	0	0	0	1	0	5	22
	Islamabad	0	0	0	0	0	0	0	4
	Punjab	1	0	0	0	0	0	1	10
	Sindh R	1	0	0	0	0	0	1	1
	Sindh U	0	0	0	0	0	0	0	2
	KP	2	0	0	0	1	0	3	4
	Balochistan	0	0	0	0	0	0	0	1
	AJ&K	0	0	0	0	0	0	0	0
	GB	0	0	0	0	0	0	0	0
FATA	0	0	0	0	0	0	0	0	
Directorate General of	TOTAL	1	0	0	0	0	0	1	31
Civil Defence,	Islamabad	0	0	0	0	0	0	0	3
Islamabad, Lahore,	Punjab	0	0	0	0	0	0	0	16
Karachi, Peshawar,	Sindh R	0	0	0	0	0	0	0	1
Quetta, AJ & K,	Sindh U	1	0	0	0	0	0	1	6
Muzaffarabad.	KP	0	0	0	0	0	0	0	3
	Balochistan	0	0	0	0	0	0	0	2
	AJ&K	0	0	0	0	0	0	0	0
	GB	0	0	0	0	0	0	0	0
	FATA	0	0	0	0	0	0	0	0
Directorate General of	TOTAL	15	0	0	0	0	0	15	70
Immigration and	Islamabad	1	0	0	0	0	0	1	2
Passports, HQ,	Punjab	10	0	0	0	0	0	10	41
Islamabad.	Sindh R	2	0	0	0	0	0	2	6
	Sindh U	0	0	0	0	0	0	0	4
	KP	2	0	0	0	0	0	2	12
	Balochistan	0	0	0	0	0	0	0	2
	AJ&K	0	0	0	0	0	0	0	1
	GB	0	0	0	0	0	0	0	1
	FATA	0	0	0	0	0	0	0	1



TABLE-31

## DOMICILE WISE ACTUAL STRENGTH OF FEMALE EMPLOYEES BY BASIC SCALE AND DIVISIONS / ATTACHED DEPARTMENTS / SUBORDINATE OFFICES

DIVISION/OFFICE	DOMICILE	BASIC SCALE 1 to 16														TOTAL			
		1	2	3	4	5	6	7	8	9	10	11	12	13	14		15	16	
<b>Federal Investigation</b>	<b>TOTAL</b>	<b>0</b>	<b>15</b>	<b>1</b>	<b>0</b>	<b>43</b>	<b>0</b>	<b>0</b>	<b>0</b>	<b>78</b>	<b>0</b>	<b>3</b>	<b>0</b>	<b>0</b>	<b>72</b>	<b>0</b>	<b>43</b>	<b>255</b>	
<b>Agency, HQ, Islamabad.</b>	Islamabad	0	0	1	0	20	0	0	0	0	0	0	0	0	0	0	1	22	
	Punjab	0	9	0	0	20	0	0	0	48	0	2	0	0	35	0	30	144	
	Sindh R	0	4	0	0	0	0	0	0	5	0	1	0	0	11	0	2	23	
	Sindh U	0	2	0	0	0	0	0	0	6	0	0	0	0	9	0	5	22	
	KP	0	0	0	0	2	0	0	0	12	0	0	0	0	7	0	5	26	
	Balochistan	0	0	0	0	0	0	0	0	2	0	0	0	0	10	0	0	12	
	AJ&K	0	0	0	0	0	0	0	0	3	0	0	0	0	0	0	0	3	
<b>Islamabad Capital</b>	GB	0	0	0	0	1	0	0	0	0	0	0	0	0	0	0	0	1	
	FATA	0	0	0	0	0	0	0	0	2	0	0	0	0	0	0	0	2	
	<b>TOTAL</b>	<b>3</b>	<b>1</b>	<b>0</b>	<b>1</b>	<b>481</b>	<b>0</b>	<b>38</b>	<b>0</b>	<b>35</b>	<b>0</b>	<b>0</b>	<b>1</b>	<b>0</b>	<b>2</b>	<b>2</b>	<b>1</b>	<b>565</b>	
<b>Territory Administration,</b>	Islamabad	1	1	0	0	347	0	11	0	3	0	0	0	0	0	1	0	364	
<b>Islamabad.</b>	Punjab	2	0	0	0	120	0	25	0	26	0	0	1	0	1	1	1	177	
	Sindh R	0	0	0	0	2	0	0	0	0	0	0	0	0	0	0	0	2	
	Sindh U	0	0	0	0	0	0	0	0	0	0	0	0	0	0	0	0	0	
	KP	0	0	0	0	10	0	1	0	4	0	0	0	0	1	0	0	16	
	Balochistan	0	0	0	1	0	0	0	0	0	0	0	0	0	0	0	0	1	
	AJ&K	0	0	0	0	2	0	1	0	0	0	0	0	0	0	0	0	3	
	GB	0	0	0	0	0	0	0	0	1	0	0	0	0	0	0	0	1	
	FATA	0	0	0	0	0	0	0	0	1	0	0	0	0	0	0	0	1	
	<b>National Academy for</b>	<b>TOTAL</b>	<b>0</b>	<b>0</b>	<b>0</b>	<b>0</b>	<b>0</b>	<b>0</b>	<b>0</b>	<b>0</b>	<b>0</b>	<b>0</b>	<b>0</b>	<b>0</b>	<b>0</b>	<b>0</b>	<b>0</b>	<b>0</b>	<b>0</b>
	<b>Prisons Administration,</b>	Islamabad	0	0	0	0	0	0	0	0	0	0	0	0	0	0	0	0	0
<b>Lahore.</b>	Punjab	0	0	0	0	0	0	0	0	0	0	0	0	0	0	0	0	0	
	Sindh R	0	0	0	0	0	0	0	0	0	0	0	0	0	0	0	0	0	
	Sindh U	0	0	0	0	0	0	0	0	0	0	0	0	0	0	0	0	0	
	KP	0	0	0	0	0	0	0	0	0	0	0	0	0	0	0	0	0	
	Balochistan	0	0	0	0	0	0	0	0	0	0	0	0	0	0	0	0	0	
	AJ&K	0	0	0	0	0	0	0	0	0	0	0	0	0	0	0	0	0	
	GB	0	0	0	0	0	0	0	0	0	0	0	0	0	0	0	0	0	
	FATA	0	0	0	0	0	0	0	0	0	0	0	0	0	0	0	0	0	
	<b>Gilgit Baltistan Scouts,</b>	<b>TOTAL</b>	<b>0</b>	<b>1</b>	<b>0</b>	<b>0</b>	<b>1</b>	<b>0</b>	<b>0</b>	<b>0</b>	<b>0</b>	<b>0</b>	<b>0</b>	<b>0</b>	<b>0</b>	<b>0</b>	<b>0</b>	<b>0</b>	<b>2</b>
	<b>HQ, Gilgit.</b>	Islamabad	0	0	0	0	0	0	0	0	0	0	0	0	0	0	0	0	0
Punjab		0	0	0	0	0	0	0	0	0	0	0	0	0	0	0	0	0	
Sindh R		0	0	0	0	0	0	0	0	0	0	0	0	0	0	0	0	0	
Sindh U		0	0	0	0	0	0	0	0	0	0	0	0	0	0	0	0	0	
KP		0	0	0	0	0	0	0	0	0	0	0	0	0	0	0	0	0	
Balochistan		0	0	0	0	0	0	0	0	0	0	0	0	0	0	0	0	0	
AJ&K		0	0	0	0	0	0	0	0	0	0	0	0	0	0	0	0	0	
GB		0	1	0	0	1	0	0	0	0	0	0	0	0	0	0	0	2	
FATA	0	0	0	0	0	0	0	0	0	0	0	0	0	0	0	0	0		

TABLE-31									
DOMICILE WISE ACTUAL STRENGTH OF FEMALE EMPLOYEES BY BASIC SCALE AND DIVISIONS / ATTACHED DEPARTMENTS / SUBORDINATE OFFICES									
DIVISION/OFFICE	DOMICILE	BASIC SCALE 17 to 22						TOTAL	G.TOTAL BS 1-22
		17	18	19	20	21	22		
<b>Federal Investigation</b>	<b>TOTAL</b>	<b>7</b>	<b>2</b>	<b>0</b>	<b>0</b>	<b>0</b>	<b>0</b>	<b>9</b>	<b>264</b>
<b>Agency, HQ, Islamabad.</b>	Islamabad	0	0	0	0	0	0	0	22
	Punjab	5	2	0	0	0	0	7	151
	Sindh R	0	0	0	0	0	0	0	23
	Sindh U	2	0	0	0	0	0	2	24
	KP	0	0	0	0	0	0	0	26
	Balochistan	0	0	0	0	0	0	0	12
	AJ&K	0	0	0	0	0	0	0	3
	GB	0	0	0	0	0	0	0	1
	FATA	0	0	0	0	0	0	0	2
<b>Islamabad Capital Territory</b>	<b>TOTAL</b>	<b>7</b>	<b>3</b>	<b>0</b>	<b>0</b>	<b>0</b>	<b>0</b>	<b>10</b>	<b>575</b>
<b>Administration, Islamabad.</b>	Islamabad	0	0	0	0	0	0	0	364
	Punjab	5	2	0	0	0	0	7	184
	Sindh R	1	1	0	0	0	0	2	4
	Sindh U	0	0	0	0	0	0	0	0
	KP	1	0	0	0	0	0	1	17
	Balochistan	0	0	0	0	0	0	0	1
	AJ&K	0	0	0	0	0	0	0	3
	GB	0	0	0	0	0	0	0	1
	FATA	0	0	0	0	0	0	0	1
<b>National Academy for</b>	<b>TOTAL</b>	<b>1</b>	<b>0</b>	<b>0</b>	<b>0</b>	<b>0</b>	<b>0</b>	<b>1</b>	<b>1</b>
<b>Prisons Administration, Lahore.</b>	Islamabad	0	0	0	0	0	0	0	0
	Punjab	1	0	0	0	0	0	1	1
	Sindh R	0	0	0	0	0	0	0	0
	Sindh U	0	0	0	0	0	0	0	0
	KP	0	0	0	0	0	0	0	0
	Balochistan	0	0	0	0	0	0	0	0
	AJ&K	0	0	0	0	0	0	0	0
	GB	0	0	0	0	0	0	0	0
	FATA	0	0	0	0	0	0	0	0
<b>Gilgit Baltistan Scouts, HQ, Gilgit.</b>	<b>TOTAL</b>	<b>0</b>	<b>0</b>	<b>0</b>	<b>0</b>	<b>0</b>	<b>0</b>	<b>0</b>	<b>2</b>
Islamabad	Islamabad	0	0	0	0	0	0	0	0
	Punjab	0	0	0	0	0	0	0	0
	Sindh R	0	0	0	0	0	0	0	0
	Sindh U	0	0	0	0	0	0	0	0
	KP	0	0	0	0	0	0	0	0
	Balochistan	0	0	0	0	0	0	0	0
	AJ&K	0	0	0	0	0	0	0	0
	GB	0	0	0	0	0	0	0	2
	FATA	0	0	0	0	0	0	0	0

TABLE-31

DIVISION/OFFICE		DOMICILE	BASIC SCALE 1 to 16														TOTAL		
			1	2	3	4	5	6	7	8	9	10	11	12	13	14		15	16
<b>HQ Frontier Constabulary</b>	<b>TOTAL</b>		0	0	0	0	0	3	0	0	0	0	0	0	0	0	0	0	3
<b>KP, Peshawar.</b>	Islamabad		0	0	0	0	0	0	0	0	0	0	0	0	0	0	0	0	0
	Punjab		0	0	0	0	0	0	0	0	0	0	0	0	0	0	0	0	0
	Sindh R		0	0	0	0	0	0	0	0	0	0	0	0	0	0	0	0	0
	Sindh U		0	0	0	0	0	0	0	0	0	0	0	0	0	0	0	0	0
	KP		0	0	0	0	0	3	0	0	0	0	0	0	0	0	0	0	0
	Balochistan		0	0	0	0	0	0	0	0	0	0	0	0	0	0	0	0	0
	AJ&K		0	0	0	0	0	0	0	0	0	0	0	0	0	0	0	0	0
GB		0	0	0	0	0	0	0	0	0	0	0	0	0	0	0	0	0	
FATA		0	0	0	0	0	0	0	0	0	0	0	0	0	0	0	0	0	
<b>HQ Frontier Corps (North)</b>	<b>TOTAL</b>		178	0	0	1	1	0	0	0	1	0	1	0	0	0	0	14	196
<b>Balochistan, Quetta.</b>	Islamabad		6	0	0	0	0	0	0	0	0	0	0	0	0	0	0	0	6
	Punjab		91	0	0	0	1	0	0	0	1	0	1	0	0	0	0	10	104
	Sindh R		1	0	0	0	0	0	0	0	0	0	0	0	0	0	0	0	1
	Sindh U		0	0	0	0	0	0	0	0	0	0	0	0	0	0	0	0	0
	KP		6	0	0	0	0	0	0	0	0	0	0	0	0	0	0	0	6
	Balochistan		74	0	0	1	0	0	0	0	0	0	0	0	0	0	0	4	79
	AJ&K		0	0	0	0	0	0	0	0	0	0	0	0	0	0	0	0	0
	GB		0	0	0	0	0	0	0	0	0	0	0	0	0	0	0	0	0
	FATA		0	0	0	0	0	0	0	0	0	0	0	0	0	0	0	0	0
	<b>HQ Frontier Corps (South)</b>	<b>TOTAL</b>		3	0	0	49	10	0	0	0	3	0	0	0	0	0	0	0
<b>Balochistan, Turbat.</b>	Islamabad		0	0	0	9	0	0	0	0	0	0	0	0	0	0	0	0	9
	Punjab		3	0	0	24	0	0	0	0	0	0	0	0	0	0	0	0	27
	Sindh R		0	0	0	0	0	0	0	0	0	0	0	0	0	0	0	0	0
	Sindh U		0	0	0	0	0	0	0	0	0	0	0	0	0	0	0	0	0
	KP		0	0	0	0	0	0	0	0	0	0	0	0	0	0	0	0	0
	Balochistan		0	0	0	16	0	0	0	0	0	0	0	0	0	0	0	0	16
	AJ&K		0	0	0	0	10	0	0	0	3	0	0	0	0	0	0	0	13
	GB		0	0	0	0	0	0	0	0	0	0	0	0	0	0	0	0	0
	FATA		0	0	0	0	0	0	0	0	0	0	0	0	0	0	0	0	0
	<b>HQ Pakistan Rangers</b>	<b>TOTAL</b>		18	25	0	0	52	1	2	5	0	0	0	0	0	0	0	3
<b>Punjab, Lahore.</b>	Islamabad		0	0	0	0	0	0	0	0	0	0	0	0	0	0	0	0	0
	Punjab		18	25	0	0	50	1	2	5	0	0	0	0	0	0	0	2	103
	Sindh R		0	0	0	0	0	0	0	0	0	0	0	0	0	0	0	0	0
	Sindh U		0	0	0	0	0	0	0	0	0	0	0	0	0	0	0	0	0
	KP		0	0	0	0	2	0	0	0	0	0	0	0	0	0	0	1	3
	Balochistan		0	0	0	0	0	0	0	0	0	0	0	0	0	0	0	0	0
	AJ&K		0	0	0	0	0	0	0	0	0	0	0	0	0	0	0	0	0
	GB		0	0	0	0	0	0	0	0	0	0	0	0	0	0	0	0	0
FATA		0	0	0	0	0	0	0	0	0	0	0	0	0	0	0	0	0	

TABLE-31									
DOMICILE WISE ACTUAL STRENGTH OF FEMALE EMPLOYEES BY BASIC SCALE AND DIVISIONS / ATTACHED DEPARTMENTS / SUBORDINATE OFFICES									
DIVISION/OFFICE	DOMICILE	BASIC SCALE 17 to 22						TOTAL	G.TOTAL BS 1-22
		17	18	19	20	21	22		
<b>HQ Frontier Constabulary</b>	<b>TOTAL</b>	<b>1</b>	<b>0</b>	<b>0</b>	<b>0</b>	<b>0</b>	<b>0</b>	<b>1</b>	<b>4</b>
<b>KP, Peshawar.</b>	Islamabad	0	0	0	0	0	0	0	0
	Punjab	1	0	0	0	0	0	1	1
	Sindh R	0	0	0	0	0	0	0	0
	Sindh U	0	0	0	0	0	0	0	0
	KP	0	0	0	0	0	0	0	3
	Balochistan	0	0	0	0	0	0	0	0
	AJ&K	0	0	0	0	0	0	0	0
	GB	0	0	0	0	0	0	0	0
FATA	0	0	0	0	0	0	0	0	
<b>HQ Frontier Corps (North)</b>	<b>TOTAL</b>	<b>3</b>	<b>4</b>	<b>0</b>	<b>0</b>	<b>0</b>	<b>0</b>	<b>7</b>	<b>203</b>
<b>Balochistan, Quetta.</b>	Islamabad	0	0	0	0	0	0	0	6
	Punjab	1	4	0	0	0	0	5	109
	Sindh R	0	0	0	0	0	0	0	1
	Sindh U	0	0	0	0	0	0	0	0
	KP	1	0	0	0	0	0	1	7
	Balochistan	1	0	0	0	0	0	1	80
	AJ&K	0	0	0	0	0	0	0	0
	GB	0	0	0	0	0	0	0	0
FATA	0	0	0	0	0	0	0	0	
<b>HQ Frontier Corps (South)</b>	<b>TOTAL</b>	<b>0</b>	<b>0</b>	<b>0</b>	<b>0</b>	<b>0</b>	<b>0</b>	<b>0</b>	<b>65</b>
<b>Balochistan, Turbat.</b>	Islamabad	0	0	0	0	0	0	0	9
	Punjab	0	0	0	0	0	0	0	27
	Sindh R	0	0	0	0	0	0	0	0
	Sindh U	0	0	0	0	0	0	0	0
	KP	0	0	0	0	0	0	0	0
	Balochistan	0	0	0	0	0	0	0	16
	AJ&K	0	0	0	0	0	0	0	13
	GB	0	0	0	0	0	0	0	0
FATA	0	0	0	0	0	0	0	0	
<b>HQ Pakistan Rangers</b>	<b>TOTAL</b>	<b>7</b>	<b>2</b>	<b>1</b>	<b>0</b>	<b>0</b>	<b>0</b>	<b>10</b>	<b>116</b>
<b>Punjab, Lahore.</b>	Islamabad	1	0	0	0	0	0	1	1
	Punjab	5	2	1	0	0	0	8	111
	Sindh R	0	0	0	0	0	0	0	0
	Sindh U	0	0	0	0	0	0	0	0
	KP	1	0	0	0	0	0	1	4
	Balochistan	0	0	0	0	0	0	0	0
	AJ&K	0	0	0	0	0	0	0	0
	GB	0	0	0	0	0	0	0	0
FATA	0	0	0	0	0	0	0	0	

TABLE-31

## DOMICILE WISE ACTUAL STRENGTH OF FEMALE EMPLOYEES BY BASIC SCALE AND DIVISIONS / ATTACHED DEPARTMENTS / SUBORDINATE OFFICES

DIVISION/OFFICE	DOMICILE	BASIC SCALE 1 to 16																
		1	2	3	4	5	6	7	8	9	10	11	12	13	14	15	16	TOTAL
<b>HQ Pakistan Rangers</b>	<b>TOTAL</b>	0	35	0	0	43	0	7	8	0	0	0	0	4	0	0	12	109
<b>Sindh, Karachi.</b>	Islamabad	0	0	0	0	0	0	0	0	0	0	0	0	0	0	0	0	0
	Punjab	0	4	0	0	9	0	0	1	0	0	0	0	1	0	0	2	17
	Sindh R	0	2	0	0	8	0	0	4	0	0	0	0	0	0	0	0	14
	Sindh U	0	29	0	0	25	0	7	3	0	0	0	0	3	0	0	10	77
	KP	0	0	0	0	1	0	0	0	0	0	0	0	0	0	0	0	1
	Balochistan	0	0	0	0	0	0	0	0	0	0	0	0	0	0	0	0	0
	AJ&K	0	0	0	0	0	0	0	0	0	0	0	0	0	0	0	0	0
	GB	0	0	0	0	0	0	0	0	0	0	0	0	0	0	0	0	0
	FATA	0	0	0	0	0	0	0	0	0	0	0	0	0	0	0	0	0
<b>Pakistan Coast Guards,</b>	<b>TOTAL</b>	0	0	0	6	0	0	0	1	0	0	0	0	0	0	0	0	7
<b>Karachi.</b>	Islamabad	0	0	0	0	0	0	0	0	0	0	0	0	0	0	0	0	0
	Punjab	0	0	0	0	0	0	0	0	0	0	0	0	0	0	0	0	0
	Sindh R	0	0	0	0	0	0	0	0	0	0	0	0	0	0	0	0	0
	Sindh U	0	0	0	6	0	0	0	1	0	0	0	0	0	0	0	0	7
	KP	0	0	0	0	0	0	0	0	0	0	0	0	0	0	0	0	0
	Balochistan	0	0	0	0	0	0	0	0	0	0	0	0	0	0	0	0	0
	AJ&K	0	0	0	0	0	0	0	0	0	0	0	0	0	0	0	0	0
	GB	0	0	0	0	0	0	0	0	0	0	0	0	0	0	0	0	0
	FATA	0	0	0	0	0	0	0	0	0	0	0	0	0	0	0	0	0
<b>HQ Frontier Corps KP (North),</b>	<b>TOTAL</b>	16	52	23	4	53	13	0	0	1	0	0	0	0	0	0	0	162
<b>Peshawar.</b>	Islamabad	0	0	0	0	0	0	0	0	0	0	0	0	0	0	0	0	0
	Punjab	10	23	11	4	0	0	0	0	0	0	0	0	0	0	0	0	48
	Sindh R	0	0	0	0	0	0	0	0	0	0	0	0	0	0	0	0	0
	Sindh U	0	0	0	0	0	0	0	0	0	0	0	0	0	0	0	0	0
	KP	6	29	12	0	48	12	0	0	1	0	0	0	0	0	0	0	108
	Balochistan	0	0	0	0	0	0	0	0	0	0	0	0	0	0	0	0	0
	AJ&K	0	0	0	0	0	0	0	0	0	0	0	0	0	0	0	0	0
	GB	0	0	0	0	0	0	0	0	0	0	0	0	0	0	0	0	0
	FATA	0	0	0	0	5	1	0	0	0	0	0	0	0	0	0	0	6
<b>HQ Frontier Corps KP (South),</b>	<b>TOTAL</b>	0	231	0	0	0	0	0	0	0	0	0	0	0	0	0	0	231
<b>Dera Ismail Khan.</b>	Islamabad	0	0	0	0	0	0	0	0	0	0	0	0	0	0	0	0	0
	Punjab	0	216	0	0	0	0	0	0	0	0	0	0	0	0	0	0	216
	Sindh R	0	0	0	0	0	0	0	0	0	0	0	0	0	0	0	0	0
	Sindh U	0	0	0	0	0	0	0	0	0	0	0	0	0	0	0	0	0
	KP	0	15	0	0	0	0	0	0	0	0	0	0	0	0	0	0	15
	Balochistan	0	0	0	0	0	0	0	0	0	0	0	0	0	0	0	0	0
	AJ&K	0	0	0	0	0	0	0	0	0	0	0	0	0	0	0	0	0
	GB	0	0	0	0	0	0	0	0	0	0	0	0	0	0	0	0	0
	FATA	0	0	0	0	0	0	0	0	0	0	0	0	0	0	0	0	0

TABLE-31									
DOMICILE WISE ACTUAL STRENGTH OF FEMALE EMPLOYEES BY BASIC SCALE AND DIVISIONS / ATTACHED DEPARTMENTS / SUBORDINATE OFFICES									
DIVISION/OFFICE	DOMICILE	BASIC SCALE 17 to 22						TOTAL	G.TOTAL BS 1-22
		17	18	19	20	21	22		
<b>HQ Pakistan Rangers</b>	<b>TOTAL</b>	<b>23</b>	<b>5</b>	<b>2</b>	<b>0</b>	<b>0</b>	<b>0</b>	<b>30</b>	<b>139</b>
<b>Sindh, Karachi.</b>	Islamabad	0	0	0	0	0	0	0	0
	Punjab	1	1	0	0	0	0	2	19
	Sindh R	6	0	0	0	0	0	6	20
	Sindh U	16	4	2	0	0	0	22	99
	KP	0	0	0	0	0	0	0	1
	Balochistan	0	0	0	0	0	0	0	0
	AJ&K	0	0	0	0	0	0	0	0
	GB	0	0	0	0	0	0	0	0
	FATA	0	0	0	0	0	0	0	0
<b>Pakistan Coast Guards, Karachi.</b>	<b>TOTAL</b>	<b>0</b>	<b>0</b>	<b>0</b>	<b>0</b>	<b>0</b>	<b>0</b>	<b>0</b>	<b>7</b>
	Islamabad	0	0	0	0	0	0	0	0
	Punjab	0	0	0	0	0	0	0	0
	Sindh R	0	0	0	0	0	0	0	0
	Sindh U	0	0	0	0	0	0	0	7
	KP	0	0	0	0	0	0	0	0
	Balochistan	0	0	0	0	0	0	0	0
	AJ&K	0	0	0	0	0	0	0	0
	GB	0	0	0	0	0	0	0	0
	FATA	0	0	0	0	0	0	0	0
<b>HQ Frontier Corps KP (North), Peshawar.</b>	<b>TOTAL</b>	<b>2</b>	<b>1</b>	<b>1</b>	<b>0</b>	<b>0</b>	<b>0</b>	<b>4</b>	<b>166</b>
	Islamabad	0	0	0	0	0	0	0	0
	Punjab	1	1	1	0	0	0	3	51
	Sindh R	0	0	0	0	0	0	0	0
	Sindh U	0	0	0	0	0	0	0	0
	KP	0	0	0	0	0	0	0	108
	Balochistan	0	0	0	0	0	0	0	0
	AJ&K	1	0	0	0	0	0	1	1
	GB	0	0	0	0	0	0	0	0
	FATA	0	0	0	0	0	0	0	6
<b>HQ Frontier Corps KP (South), Dera Ismail Khan.</b>	<b>TOTAL</b>	<b>0</b>	<b>0</b>	<b>0</b>	<b>0</b>	<b>0</b>	<b>0</b>	<b>0</b>	<b>231</b>
	Islamabad	0	0	0	0	0	0	0	0
	Punjab	0	0	0	0	0	0	0	216
	Sindh R	0	0	0	0	0	0	0	0
	Sindh U	0	0	0	0	0	0	0	0
	KP	0	0	0	0	0	0	0	15
	Balochistan	0	0	0	0	0	0	0	0
	AJ&K	0	0	0	0	0	0	0	0
	GB	0	0	0	0	0	0	0	0
	FATA	0	0	0	0	0	0	0	0

TABLE-31

## DOMICILE WISE ACTUAL STRENGTH OF FEMALE EMPLOYEES BY BASIC SCALE AND DIVISIONS / ATTACHED DEPARTMENTS / SUBORDINATE OFFICES

DIVISION/OFFICE	DOMICILE	BASIC SCALE 1 to 16															TOTAL	
		1	2	3	4	5	6	7	8	9	10	11	12	13	14	15		16
<b>21. Kashmir Affairs &amp;</b>	<b>G. TOTAL</b>	<b>1</b>	<b>3</b>	<b>0</b>	<b>0</b>	<b>0</b>	<b>0</b>	<b>0</b>	<b>0</b>	<b>0</b>	<b>1</b>	<b>0</b>	<b>1</b>	<b>0</b>	<b>0</b>	<b>0</b>	<b>6</b>	<b>12</b>
<b>Gilgit Baltistan Division</b>	<b>TOTAL</b>	<b>0</b>	<b>3</b>	<b>0</b>	<b>0</b>	<b>0</b>	<b>0</b>	<b>0</b>	<b>0</b>	<b>0</b>	<b>1</b>	<b>0</b>	<b>1</b>	<b>0</b>	<b>0</b>	<b>0</b>	<b>6</b>	<b>11</b>
<b>Main, Islamabad.</b>	Islamabad	0	0	0	0	0	0	0	0	0	1	0	0	0	0	0	0	1
	Punjab	0	0	0	0	0	0	0	0	0	0	0	0	0	0	0	4	4
	Sindh R	0	0	0	0	0	0	0	0	0	0	0	0	0	0	0	0	0
	Sindh U	0	0	0	0	0	0	0	0	0	0	0	0	0	0	0	2	2
	KP	0	3	0	0	0	0	0	0	0	0	0	0	0	0	0	0	3
	Balochistan	0	0	0	0	0	0	0	0	0	0	0	1	0	0	0	0	1
	AJ&K	0	0	0	0	0	0	0	0	0	0	0	0	0	0	0	0	0
	GB	0	0	0	0	0	0	0	0	0	0	0	0	0	0	0	0	0
	FATA	0	0	0	0	0	0	0	0	0	0	0	0	0	0	0	0	0
<b>Directorate of Health</b>	<b>TOTAL</b>	<b>0</b>	<b>0</b>	<b>0</b>	<b>0</b>	<b>0</b>	<b>0</b>	<b>0</b>	<b>0</b>	<b>0</b>	<b>0</b>	<b>0</b>	<b>0</b>	<b>0</b>	<b>0</b>	<b>0</b>	<b>0</b>	<b>0</b>
<b>Services AK, Rawalpindi.</b>	Islamabad	0	0	0	0	0	0	0	0	0	0	0	0	0	0	0	0	0
	Punjab	0	0	0	0	0	0	0	0	0	0	0	0	0	0	0	0	0
	Sindh R	0	0	0	0	0	0	0	0	0	0	0	0	0	0	0	0	0
	Sindh U	0	0	0	0	0	0	0	0	0	0	0	0	0	0	0	0	0
	KP	0	0	0	0	0	0	0	0	0	0	0	0	0	0	0	0	0
	Balochistan	0	0	0	0	0	0	0	0	0	0	0	0	0	0	0	0	0
	AJ&K	0	0	0	0	0	0	0	0	0	0	0	0	0	0	0	0	0
	GB	0	0	0	0	0	0	0	0	0	0	0	0	0	0	0	0	0
	FATA	0	0	0	0	0	0	0	0	0	0	0	0	0	0	0	0	0
<b>Jammu &amp; Kashmir</b>	<b>TOTAL</b>	<b>0</b>	<b>0</b>	<b>0</b>	<b>0</b>	<b>0</b>	<b>0</b>	<b>0</b>	<b>0</b>	<b>0</b>	<b>0</b>	<b>0</b>	<b>0</b>	<b>0</b>	<b>0</b>	<b>0</b>	<b>0</b>	<b>0</b>
<b>Refugees Rehabilitation</b>	Islamabad	0	0	0	0	0	0	0	0	0	0	0	0	0	0	0	0	0
<b>Organization, Islamabad.</b>	Punjab	0	0	0	0	0	0	0	0	0	0	0	0	0	0	0	0	0
	Sindh R	0	0	0	0	0	0	0	0	0	0	0	0	0	0	0	0	0
	Sindh U	0	0	0	0	0	0	0	0	0	0	0	0	0	0	0	0	0
	KP	0	0	0	0	0	0	0	0	0	0	0	0	0	0	0	0	0
	Balochistan	0	0	0	0	0	0	0	0	0	0	0	0	0	0	0	0	0
	AJ&K	0	0	0	0	0	0	0	0	0	0	0	0	0	0	0	0	0
	GB	0	0	0	0	0	0	0	0	0	0	0	0	0	0	0	0	0
	FATA	0	0	0	0	0	0	0	0	0	0	0	0	0	0	0	0	0
<b>Office of the Administrator</b>	<b>TOTAL</b>	<b>1</b>	<b>0</b>	<b>0</b>	<b>0</b>	<b>0</b>	<b>0</b>	<b>0</b>	<b>0</b>	<b>0</b>	<b>0</b>	<b>0</b>	<b>0</b>	<b>0</b>	<b>0</b>	<b>0</b>	<b>0</b>	<b>1</b>
<b>J &amp; K State Property in</b>	Islamabad	0	0	0	0	0	0	0	0	0	0	0	0	0	0	0	0	0
<b>Pakistan, Lahore.</b>	Punjab	1	0	0	0	0	0	0	0	0	0	0	0	0	0	0	0	1
	Sindh R	0	0	0	0	0	0	0	0	0	0	0	0	0	0	0	0	0
	Sindh U	0	0	0	0	0	0	0	0	0	0	0	0	0	0	0	0	0
	KP	0	0	0	0	0	0	0	0	0	0	0	0	0	0	0	0	0
	Balochistan	0	0	0	0	0	0	0	0	0	0	0	0	0	0	0	0	0
	AJ&K	0	0	0	0	0	0	0	0	0	0	0	0	0	0	0	0	0
	GB	0	0	0	0	0	0	0	0	0	0	0	0	0	0	0	0	0
	FATA	0	0	0	0	0	0	0	0	0	0	0	0	0	0	0	0	0

TABLE-31										
DOMICILE WISE ACTUAL STRENGTH OF FEMALE EMPLOYEES BY BASIC SCALE AND DIVISIONS / ATTACHED DEPARTMENTS / SUBORDINATE OFFICES										
	DIVISION/OFFICE	DOMICILE	BASIC SCALE 17 to 22						TOTAL	G.TOTAL BS 1-22
			17	18	19	20	21	22		
21.	<b>Kashmir Affairs &amp; Gilgit</b>	<b>G. TOTAL</b>	<b>1</b>	<b>0</b>	<b>0</b>	<b>0</b>	<b>0</b>	<b>0</b>	<b>1</b>	<b>13</b>
	<b>Baltistan Division</b>	<b>TOTAL</b>	<b>1</b>	<b>0</b>	<b>0</b>	<b>0</b>	<b>0</b>	<b>0</b>	<b>1</b>	<b>12</b>
	<b>Main, Islamabad.</b>	Islamabad	0	0	0	0	0	0	0	1
		Punjab	0	0	0	0	0	0	0	4
		Sindh R	0	0	0	0	0	0	0	0
		Sindh U	0	0	0	0	0	0	0	2
		KP	1	0	0	0	0	0	1	4
		Balochistan	0	0	0	0	0	0	0	1
		AJ&K	0	0	0	0	0	0	0	0
		GB	0	0	0	0	0	0	0	0
		FATA	0	0	0	0	0	0	0	0
	<b>Directorate of Health</b>	<b>TOTAL</b>	<b>0</b>	<b>0</b>	<b>0</b>	<b>0</b>	<b>0</b>	<b>0</b>	<b>0</b>	<b>0</b>
	<b>Services AK, Rawalpindi.</b>	Islamabad	0	0	0	0	0	0	0	0
		Punjab	0	0	0	0	0	0	0	0
		Sindh R	0	0	0	0	0	0	0	0
		Sindh U	0	0	0	0	0	0	0	0
		KP	0	0	0	0	0	0	0	0
		Balochistan	0	0	0	0	0	0	0	0
		AJ&K	0	0	0	0	0	0	0	0
		GB	0	0	0	0	0	0	0	0
		FATA	0	0	0	0	0	0	0	0
	<b>Jammu &amp; Kashmir</b>	<b>TOTAL</b>	<b>0</b>	<b>0</b>	<b>0</b>	<b>0</b>	<b>0</b>	<b>0</b>	<b>0</b>	<b>0</b>
	<b>Refugees Rehabilitation</b>	Islamabad	0	0	0	0	0	0	0	0
	<b>Organization, Islamabad.</b>	Punjab	0	0	0	0	0	0	0	0
		Sindh R	0	0	0	0	0	0	0	0
		Sindh U	0	0	0	0	0	0	0	0
		KP	0	0	0	0	0	0	0	0
		Balochistan	0	0	0	0	0	0	0	0
		AJ&K	0	0	0	0	0	0	0	0
		GB	0	0	0	0	0	0	0	0
		FATA	0	0	0	0	0	0	0	0
	<b>Office of the Administrator</b>	<b>TOTAL</b>	<b>0</b>	<b>0</b>	<b>0</b>	<b>0</b>	<b>0</b>	<b>0</b>	<b>0</b>	<b>1</b>
	<b>J &amp; K State Property in</b>	Islamabad	0	0	0	0	0	0	0	0
	<b>Pakistan, Lahore.</b>	Punjab	0	0	0	0	0	0	0	1
		Sindh R	0	0	0	0	0	0	0	0
		Sindh U	0	0	0	0	0	0	0	0
		KP	0	0	0	0	0	0	0	0
		Balochistan	0	0	0	0	0	0	0	0
		AJ&K	0	0	0	0	0	0	0	0
		GB	0	0	0	0	0	0	0	0
		FATA	0	0	0	0	0	0	0	0



TABLE-31

## DOMICILE WISE ACTUAL STRENGTH OF FEMALE EMPLOYEES BY BASIC SCALE AND DIVISIONS / ATTACHED DEPARTMENTS / SUBORDINATE OFFICES

DIVISION/OFFICE	DOMICILE	BASIC SCALE 1 to 16																
		1	2	3	4	5	6	7	8	9	10	11	12	13	14	15	16	TOTAL
<b>22. Law &amp; Justice Division</b>	<b>G. TOTAL</b>	<b>4</b>	<b>8</b>	<b>3</b>	<b>0</b>	<b>0</b>	<b>0</b>	<b>8</b>	<b>0</b>	<b>17</b>	<b>3</b>	<b>9</b>	<b>0</b>	<b>0</b>	<b>5</b>	<b>2</b>	<b>20</b>	<b>79</b>
<b>Main, Islamabad.</b>	<b>TOTAL</b>	<b>3</b>	<b>0</b>	<b>0</b>	<b>0</b>	<b>0</b>	<b>0</b>	<b>1</b>	<b>0</b>	<b>8</b>	<b>0</b>	<b>5</b>	<b>0</b>	<b>0</b>	<b>3</b>	<b>0</b>	<b>16</b>	<b>36</b>
	Islamabad	0	0	0	0	0	0	0	0	0	0	0	0	0	0	0	0	0
	Punjab	1	0	0	0	0	0	1	0	6	0	4	0	0	3	0	12	27
	Sindh R	0	0	0	0	0	0	0	0	1	0	0	0	0	0	0	2	3
	Sindh U	0	0	0	0	0	0	0	0	0	0	0	0	0	0	0	0	0
	KP	0	0	0	0	0	0	0	0	0	0	1	0	0	0	0	1	2
	Balochistan	0	0	0	0	0	0	0	0	0	0	0	0	0	0	0	1	1
	AJ&K	0	0	0	0	0	0	0	0	1	0	0	0	0	0	0	0	1
	GB	0	0	0	0	0	0	0	0	0	0	0	0	0	0	0	0	0
	FATA	2	0	0	0	0	0	0	0	0	0	0	0	0	0	0	0	2
<b>Accountability Courts,</b>	<b>TOTAL</b>	<b>0</b>	<b>0</b>	<b>1</b>	<b>0</b>	<b>0</b>	<b>0</b>	<b>0</b>	<b>0</b>	<b>0</b>	<b>0</b>	<b>0</b>	<b>0</b>	<b>0</b>	<b>1</b>	<b>0</b>	<b>0</b>	<b>2</b>
<b>(Over all Pakistan).</b>	Islamabad	0	0	0	0	0	0	0	0	0	0	0	0	0	0	0	0	0
	Punjab	0	0	0	0	0	0	0	0	0	0	0	0	0	1	0	0	1
	Sindh R	0	0	1	0	0	0	0	0	0	0	0	0	0	0	0	0	1
	Sindh U	0	0	0	0	0	0	0	0	0	0	0	0	0	0	0	0	0
	KP	0	0	0	0	0	0	0	0	0	0	0	0	0	0	0	0	0
	Balochistan	0	0	0	0	0	0	0	0	0	0	0	0	0	0	0	0	0
	AJ&K	0	0	0	0	0	0	0	0	0	0	0	0	0	0	0	0	0
	GB	0	0	0	0	0	0	0	0	0	0	0	0	0	0	0	0	0
	FATA	0	0	0	0	0	0	0	0	0	0	0	0	0	0	0	0	0
<b>Appellate Tribunal</b>	<b>TOTAL</b>	<b>1</b>	<b>3</b>	<b>2</b>	<b>0</b>	<b>0</b>	<b>0</b>	<b>3</b>	<b>0</b>	<b>3</b>	<b>3</b>	<b>4</b>	<b>0</b>	<b>0</b>	<b>1</b>	<b>0</b>	<b>4</b>	<b>24</b>
<b>Inland Revenue,</b>	Islamabad	0	1	0	0	0	0	0	0	0	0	0	0	0	1	0	0	2
<b>Islamabad, Rawalpindi,</b>	Punjab	0	2	1	0	0	0	3	0	2	2	2	0	0	0	0	4	16
<b>Karachi, Peshawar, Lahore.</b>	Sindh R	0	0	0	0	0	0	0	0	0	0	0	0	0	0	0	0	0
	Sindh U	1	0	1	0	0	0	0	0	1	1	2	0	0	0	0	0	6
	KP	0	0	0	0	0	0	0	0	0	0	0	0	0	0	0	0	0
	Balochistan	0	0	0	0	0	0	0	0	0	0	0	0	0	0	0	0	0
	AJ&K	0	0	0	0	0	0	0	0	0	0	0	0	0	0	0	0	0
	GB	0	0	0	0	0	0	0	0	0	0	0	0	0	0	0	0	0
	FATA	0	0	0	0	0	0	0	0	0	0	0	0	0	0	0	0	0
<b>Banking Courts,</b>	<b>TOTAL</b>	<b>0</b>	<b>4</b>	<b>0</b>	<b>0</b>	<b>0</b>	<b>0</b>	<b>0</b>	<b>0</b>	<b>2</b>	<b>0</b>	<b>0</b>	<b>0</b>	<b>0</b>	<b>0</b>	<b>0</b>	<b>0</b>	<b>6</b>
<b>(Over all Pakistan).</b>	Islamabad	0	0	0	0	0	0	0	0	0	0	0	0	0	0	0	0	0
	Punjab	0	1	0	0	0	0	0	0	1	0	0	0	0	0	0	0	2
	Sindh R	0	2	0	0	0	0	0	0	0	0	0	0	0	0	0	0	2
	Sindh U	0	0	0	0	0	0	0	0	0	0	0	0	0	0	0	0	0
	KP	0	1	0	0	0	0	0	0	1	0	0	0	0	0	0	0	2
	Balochistan	0	0	0	0	0	0	0	0	0	0	0	0	0	0	0	0	0
	AJ&K	0	0	0	0	0	0	0	0	0	0	0	0	0	0	0	0	0
	GB	0	0	0	0	0	0	0	0	0	0	0	0	0	0	0	0	0
	FATA	0	0	0	0	0	0	0	0	0	0	0	0	0	0	0	0	0

TABLE-31										
DOMICILE WISE ACTUAL STRENGTH OF FEMALE EMPLOYEES BY BASIC SCALE AND DIVISIONS / ATTACHED DEPARTMENTS / SUBORDINATE OFFICES										
	DIVISION/OFFICE	DOMICILE	BASIC SCALE 17 to 22						TOTAL	G.TOTAL BS 1-22
			17	18	19	20	21	22		
22.	<b>Law &amp; Justice Division</b>	<b>G. TOTAL</b>	<b>8</b>	<b>3</b>	<b>3</b>	<b>6</b>	<b>11</b>	<b>0</b>	<b>31</b>	<b>110</b>
	<b>Main, Islamabad.</b>	<b>TOTAL</b>	<b>2</b>	<b>1</b>	<b>1</b>	<b>0</b>	<b>0</b>	<b>0</b>	<b>4</b>	<b>40</b>
		Islamabad	0	0	0	0	0	0	0	0
		Punjab	1	1	0	0	0	0	2	29
		Sindh R	0	0	0	0	0	0	0	3
		Sindh U	0	0	0	0	0	0	0	0
		KP	1	0	1	0	0	0	2	4
		Balochistan	0	0	0	0	0	0	0	1
		AJ&K	0	0	0	0	0	0	0	1
		GB	0	0	0	0	0	0	0	0
		FATA	0	0	0	0	0	0	0	2
	<b>Accountability Courts,</b>	<b>TOTAL</b>	<b>0</b>	<b>0</b>	<b>0</b>	<b>0</b>	<b>1</b>	<b>0</b>	<b>1</b>	<b>3</b>
	<b>(Over all Pakistan).</b>	Islamabad	0	0	0	0	0	0	0	0
		Punjab	0	0	0	0	0	0	0	1
		Sindh R	0	0	0	0	1	0	1	2
		Sindh U	0	0	0	0	0	0	0	0
		KP	0	0	0	0	0	0	0	0
		Balochistan	0	0	0	0	0	0	0	0
		AJ&K	0	0	0	0	0	0	0	0
		GB	0	0	0	0	0	0	0	0
		FATA	0	0	0	0	0	0	0	0
	<b>Appellate Tribunal</b>	<b>TOTAL</b>	<b>2</b>	<b>0</b>	<b>0</b>	<b>0</b>	<b>3</b>	<b>0</b>	<b>5</b>	<b>29</b>
	<b>Inland Revenue,</b>	Islamabad	0	0	0	0	0	0	0	2
	<b>Islamabad, Rawalpindi,</b>	Punjab	1	0	0	0	0	0	1	17
	<b>Karachi, Peshawar, Lahore.</b>	Sindh R	0	0	0	0	0	0	0	0
		Sindh U	1	0	0	0	3	0	4	10
		KP	0	0	0	0	0	0	0	0
		Balochistan	0	0	0	0	0	0	0	0
		AJ&K	0	0	0	0	0	0	0	0
		GB	0	0	0	0	0	0	0	0
		FATA	0	0	0	0	0	0	0	0
	<b>Banking Courts,</b>	<b>TOTAL</b>	<b>0</b>	<b>0</b>	<b>0</b>	<b>0</b>	<b>3</b>	<b>0</b>	<b>3</b>	<b>9</b>
	<b>(Over all Pakistan).</b>	Islamabad	0	0	0	0	0	0	0	0
		Punjab	0	0	0	0	0	0	0	2
		Sindh R	0	0	0	0	0	0	0	2
		Sindh U	0	0	0	0	3	0	3	3
		KP	0	0	0	0	0	0	0	2
		Balochistan	0	0	0	0	0	0	0	0
		AJ&K	0	0	0	0	0	0	0	0
		GB	0	0	0	0	0	0	0	0
		FATA	0	0	0	0	0	0	0	0

TABLE-31

## DOMICILE WISE ACTUAL STRENGTH OF FEMALE EMPLOYEES BY BASIC SCALE AND DIVISIONS / ATTACHED DEPARTMENTS / SUBORDINATE OFFICES

DIVISION/OFFICE	DOMICILE	BASIC SCALE 1 to 16																
		1	2	3	4	5	6	7	8	9	10	11	12	13	14	15	16	TOTAL
<b>Commercial Courts,</b>	<b>TOTAL</b>	<b>0</b>	<b>0</b>	<b>0</b>	<b>0</b>	<b>0</b>	<b>0</b>	<b>0</b>	<b>0</b>	<b>0</b>	<b>0</b>	<b>0</b>	<b>0</b>	<b>0</b>	<b>0</b>	<b>0</b>	<b>0</b>	<b>0</b>
<b>Karachi, Lahore.</b>	Islamabad	0	0	0	0	0	0	0	0	0	0	0	0	0	0	0	0	0
	Punjab	0	0	0	0	0	0	0	0	0	0	0	0	0	0	0	0	0
	Sindh R	0	0	0	0	0	0	0	0	0	0	0	0	0	0	0	0	0
	Sindh U	0	0	0	0	0	0	0	0	0	0	0	0	0	0	0	0	0
	KP	0	0	0	0	0	0	0	0	0	0	0	0	0	0	0	0	0
	Balochistan	0	0	0	0	0	0	0	0	0	0	0	0	0	0	0	0	0
	AJ&K	0	0	0	0	0	0	0	0	0	0	0	0	0	0	0	0	0
	GB	0	0	0	0	0	0	0	0	0	0	0	0	0	0	0	0	0
	FATA	0	0	0	0	0	0	0	0	0	0	0	0	0	0	0	0	0
<b>Customs, Excise &amp;</b>	<b>TOTAL</b>	<b>0</b>	<b>0</b>	<b>0</b>	<b>0</b>	<b>0</b>	<b>0</b>	<b>0</b>	<b>0</b>	<b>1</b>	<b>0</b>	<b>0</b>	<b>0</b>	<b>0</b>	<b>0</b>	<b>0</b>	<b>0</b>	<b>1</b>
<b>Sales Tax Appellate</b>	Islamabad	0	0	0	0	0	0	0	0	0	0	0	0	0	0	0	0	0
<b>Tribunal,</b>	Punjab	0	0	0	0	0	0	0	0	1	0	0	0	0	0	0	0	1
<b>(Over all Pakistan).</b>	Sindh R	0	0	0	0	0	0	0	0	0	0	0	0	0	0	0	0	0
	Sindh U	0	0	0	0	0	0	0	0	0	0	0	0	0	0	0	0	0
	KP	0	0	0	0	0	0	0	0	0	0	0	0	0	0	0	0	0
	Balochistan	0	0	0	0	0	0	0	0	0	0	0	0	0	0	0	0	0
	AJ&K	0	0	0	0	0	0	0	0	0	0	0	0	0	0	0	0	0
	GB	0	0	0	0	0	0	0	0	0	0	0	0	0	0	0	0	0
	FATA	0	0	0	0	0	0	0	0	0	0	0	0	0	0	0	0	0
<b>Drug Courts,</b>	<b>TOTAL</b>	<b>0</b>	<b>0</b>	<b>0</b>	<b>0</b>	<b>0</b>	<b>0</b>	<b>0</b>	<b>0</b>	<b>0</b>	<b>0</b>	<b>0</b>	<b>0</b>	<b>0</b>	<b>0</b>	<b>0</b>	<b>0</b>	<b>0</b>
<b>(Over all Pakistan).</b>	Islamabad	0	0	0	0	0	0	0	0	0	0	0	0	0	0	0	0	0
	Punjab	0	0	0	0	0	0	0	0	0	0	0	0	0	0	0	0	0
	Sindh R	0	0	0	0	0	0	0	0	0	0	0	0	0	0	0	0	0
	Sindh U	0	0	0	0	0	0	0	0	0	0	0	0	0	0	0	0	0
	KP	0	0	0	0	0	0	0	0	0	0	0	0	0	0	0	0	0
	Balochistan	0	0	0	0	0	0	0	0	0	0	0	0	0	0	0	0	0
	AJ&K	0	0	0	0	0	0	0	0	0	0	0	0	0	0	0	0	0
	GB	0	0	0	0	0	0	0	0	0	0	0	0	0	0	0	0	0
	FATA	0	0	0	0	0	0	0	0	0	0	0	0	0	0	0	0	0
<b>Environmental</b>	<b>TOTAL</b>	<b>0</b>	<b>0</b>	<b>0</b>	<b>0</b>	<b>0</b>	<b>0</b>	<b>0</b>	<b>0</b>	<b>0</b>	<b>0</b>	<b>0</b>	<b>0</b>	<b>0</b>	<b>0</b>	<b>0</b>	<b>0</b>	<b>0</b>
<b>Protection Tribunal,</b>	Islamabad	0	0	0	0	0	0	0	0	0	0	0	0	0	0	0	0	0
<b>Karachi, Lahore,</b>	Punjab	0	0	0	0	0	0	0	0	0	0	0	0	0	0	0	0	0
<b>Peshawar, Quetta.</b>	Sindh R	0	0	0	0	0	0	0	0	0	0	0	0	0	0	0	0	0
	Sindh U	0	0	0	0	0	0	0	0	0	0	0	0	0	0	0	0	0
	KP	0	0	0	0	0	0	0	0	0	0	0	0	0	0	0	0	0
	Balochistan	0	0	0	0	0	0	0	0	0	0	0	0	0	0	0	0	0
	AJ&K	0	0	0	0	0	0	0	0	0	0	0	0	0	0	0	0	0
	GB	0	0	0	0	0	0	0	0	0	0	0	0	0	0	0	0	0
	FATA	0	0	0	0	0	0	0	0	0	0	0	0	0	0	0	0	0

TABLE-31									
DOMICILE WISE ACTUAL STRENGTH OF FEMALE EMPLOYEES BY BASIC SCALE AND DIVISIONS / ATTACHED DEPARTMENTS / SUBORDINATE OFFICES									
DIVISION/OFFICE	DOMICILE	BASIC SCALE 17 to 22						TOTAL	G.TOTAL BS 1-22
		17	18	19	20	21	22		
<b>Commercial Courts,</b>	<b>TOTAL</b>	<b>0</b>	<b>0</b>	<b>0</b>	<b>0</b>	<b>0</b>	<b>0</b>	<b>0</b>	<b>0</b>
<b>Karachi, Lahore.</b>	Islamabad	0	0	0	0	0	0	0	0
	Punjab	0	0	0	0	0	0	0	0
	Sindh R	0	0	0	0	0	0	0	0
	Sindh U	0	0	0	0	0	0	0	0
	KP	0	0	0	0	0	0	0	0
	Balochistan	0	0	0	0	0	0	0	0
	AJ&K	0	0	0	0	0	0	0	0
	GB	0	0	0	0	0	0	0	0
	FATA	0	0	0	0	0	0	0	0
<b>Customs, Excise &amp;</b>	<b>TOTAL</b>	<b>0</b>	<b>0</b>	<b>0</b>	<b>0</b>	<b>0</b>	<b>0</b>	<b>0</b>	<b>1</b>
<b>Sales Tax Appellate</b>	Islamabad	0	0	0	0	0	0	0	0
<b>Tribunal,</b>	Punjab	0	0	0	0	0	0	0	1
<b>(Over all Pakistan).</b>	Sindh R	0	0	0	0	0	0	0	0
	Sindh U	0	0	0	0	0	0	0	0
	KP	0	0	0	0	0	0	0	0
	Balochistan	0	0	0	0	0	0	0	0
	AJ&K	0	0	0	0	0	0	0	0
	GB	0	0	0	0	0	0	0	0
	FATA	0	0	0	0	0	0	0	0
<b>Drug Courts,</b>	<b>TOTAL</b>	<b>0</b>	<b>0</b>	<b>0</b>	<b>0</b>	<b>1</b>	<b>0</b>	<b>1</b>	<b>1</b>
<b>(Over all Pakistan).</b>	Islamabad	0	0	0	0	0	0	0	0
	Punjab	0	0	0	0	0	0	0	0
	Sindh R	0	0	0	0	0	0	0	0
	Sindh U	0	0	0	0	1	0	1	1
	KP	0	0	0	0	0	0	0	0
	Balochistan	0	0	0	0	0	0	0	0
	AJ&K	0	0	0	0	0	0	0	0
	GB	0	0	0	0	0	0	0	0
	FATA	0	0	0	0	0	0	0	0
<b>Environmental</b>	<b>TOTAL</b>	<b>0</b>	<b>0</b>	<b>0</b>	<b>0</b>	<b>1</b>	<b>0</b>	<b>1</b>	<b>1</b>
<b>Protection Tribunal,</b>	Islamabad	0	0	0	0	0	0	0	0
<b>Karachi, Lahore,</b>	Punjab	0	0	0	0	0	0	0	0
<b>Peshawar, Quetta.</b>	Sindh R	0	0	0	0	0	0	0	0
	Sindh U	0	0	0	0	1	0	1	1
	KP	0	0	0	0	0	0	0	0
	Balochistan	0	0	0	0	0	0	0	0
	AJ&K	0	0	0	0	0	0	0	0
	GB	0	0	0	0	0	0	0	0
	FATA	0	0	0	0	0	0	0	0

TABLE-31

DOMICILE WISE ACTUAL STRENGTH OF FEMALE EMPLOYEES BY BASIC SCALE AND DIVISIONS / ATTACHED DEPARTMENTS / SUBORDINATE OFFICES

DIVISION/OFFICE	DOMICILE	BASIC SCALE 1 to 16																
		1	2	3	4	5	6	7	8	9	10	11	12	13	14	15	16	TOTAL
<b>Federal Service</b>	<b>TOTAL</b>	0	0	0	0	0	0	0	0	0	0	0	0	0	0	0	0	0
<b>Tribunal, Islamabad.</b>	Islamabad	0	0	0	0	0	0	0	0	0	0	0	0	0	0	0	0	0
	Punjab	0	0	0	0	0	0	0	0	0	0	0	0	0	0	0	0	0
	Sindh R	0	0	0	0	0	0	0	0	0	0	0	0	0	0	0	0	0
	Sindh U	0	0	0	0	0	0	0	0	0	0	0	0	0	0	0	0	0
	KP	0	0	0	0	0	0	0	0	0	0	0	0	0	0	0	0	0
	Balochistan	0	0	0	0	0	0	0	0	0	0	0	0	0	0	0	0	0
	AJ&K	0	0	0	0	0	0	0	0	0	0	0	0	0	0	0	0	0
	GB	0	0	0	0	0	0	0	0	0	0	0	0	0	0	0	0	0
	FATA	0	0	0	0	0	0	0	0	0	0	0	0	0	0	0	0	0
<b>Federal Shariat Court,</b>	<b>TOTAL</b>	0	1	0	0	0	0	0	0	2	0	0	0	0	0	2	0	5
<b>Islamabad.</b>	Islamabad	0	0	0	0	0	0	0	0	0	0	0	0	0	0	0	0	0
	Punjab	0	0	0	0	0	0	0	0	1	0	0	0	0	0	2	0	3
	Sindh R	0	0	0	0	0	0	0	0	0	0	0	0	0	0	0	0	0
	Sindh U	0	1	0	0	0	0	0	0	1	0	0	0	0	0	0	0	2
	KP	0	0	0	0	0	0	0	0	0	0	0	0	0	0	0	0	0
	Balochistan	0	0	0	0	0	0	0	0	0	0	0	0	0	0	0	0	0
	AJ&K	0	0	0	0	0	0	0	0	0	0	0	0	0	0	0	0	0
	GB	0	0	0	0	0	0	0	0	0	0	0	0	0	0	0	0	0
	FATA	0	0	0	0	0	0	0	0	0	0	0	0	0	0	0	0	0
<b>Foreign Exchange</b>	<b>TOTAL</b>	0	0	0	0	0	0	0	0	0	0	0	0	0	0	0	0	0
<b>Regulation Appellate</b>	Islamabad	0	0	0	0	0	0	0	0	0	0	0	0	0	0	0	0	0
<b>Board, Karachi, Lahore.</b>	Punjab	0	0	0	0	0	0	0	0	0	0	0	0	0	0	0	0	0
	Sindh R	0	0	0	0	0	0	0	0	0	0	0	0	0	0	0	0	0
	Sindh U	0	0	0	0	0	0	0	0	0	0	0	0	0	0	0	0	0
	KP	0	0	0	0	0	0	0	0	0	0	0	0	0	0	0	0	0
	Balochistan	0	0	0	0	0	0	0	0	0	0	0	0	0	0	0	0	0
	AJ&K	0	0	0	0	0	0	0	0	0	0	0	0	0	0	0	0	0
	GB	0	0	0	0	0	0	0	0	0	0	0	0	0	0	0	0	0
	FATA	0	0	0	0	0	0	0	0	0	0	0	0	0	0	0	0	0
	<b>Insurance Appellate</b>	<b>TOTAL</b>	0	0	0	0	0	0	0	0	0	0	0	0	0	0	0	0
<b>Tribunal, Karachi.</b>	Islamabad	0	0	0	0	0	0	0	0	0	0	0	0	0	0	0	0	0
	Punjab	0	0	0	0	0	0	0	0	0	0	0	0	0	0	0	0	0
	Sindh R	0	0	0	0	0	0	0	0	0	0	0	0	0	0	0	0	0
	Sindh U	0	0	0	0	0	0	0	0	0	0	0	0	0	0	0	0	0
	KP	0	0	0	0	0	0	0	0	0	0	0	0	0	0	0	0	0
	Balochistan	0	0	0	0	0	0	0	0	0	0	0	0	0	0	0	0	0
	AJ&K	0	0	0	0	0	0	0	0	0	0	0	0	0	0	0	0	0
	GB	0	0	0	0	0	0	0	0	0	0	0	0	0	0	0	0	0
	FATA	0	0	0	0	0	0	0	0	0	0	0	0	0	0	0	0	0

TABLE-31									
DOMICILE WISE ACTUAL STRENGTH OF FEMALE EMPLOYEES BY BASIC SCALE AND DIVISIONS / ATTACHED DEPARTMENTS / SUBORDINATE OFFICES									
DIVISION/OFFICE	DOMICILE	BASIC SCALE 17 to 22							G.TOTAL BS 1-22
		17	18	19	20	21	22	TOTAL	
<b>Federal Service</b>	<b>TOTAL</b>	<b>0</b>	<b>0</b>	<b>0</b>	<b>0</b>	<b>0</b>	<b>0</b>	<b>0</b>	<b>0</b>
<b>Tribunal, Islamabad.</b>	Islamabad	0	0	0	0	0	0	0	0
	Punjab	0	0	0	0	0	0	0	0
	Sindh R	0	0	0	0	0	0	0	0
	Sindh U	0	0	0	0	0	0	0	0
	KP	0	0	0	0	0	0	0	0
	Balochistan	0	0	0	0	0	0	0	0
	AJ&K	0	0	0	0	0	0	0	0
	GB	0	0	0	0	0	0	0	0
FATA	0	0	0	0	0	0	0	0	
<b>Federal Shariat Court,</b>	<b>TOTAL</b>	<b>2</b>	<b>1</b>	<b>1</b>	<b>0</b>	<b>0</b>	<b>0</b>	<b>4</b>	<b>9</b>
<b>Islamabad.</b>	Islamabad	0	0	0	0	0	0	0	0
	Punjab	0	1	1	0	0	0	2	5
	Sindh R	0	0	0	0	0	0	0	0
	Sindh U	0	0	0	0	0	0	0	2
	KP	1	0	0	0	0	0	1	1
	Balochistan	1	0	0	0	0	0	1	1
	AJ&K	0	0	0	0	0	0	0	0
	GB	0	0	0	0	0	0	0	0
FATA	0	0	0	0	0	0	0	0	
<b>Foreign Exchange</b>	<b>TOTAL</b>	<b>0</b>	<b>0</b>	<b>0</b>	<b>0</b>	<b>0</b>	<b>0</b>	<b>0</b>	<b>0</b>
<b>Regulation Appellate</b>	Islamabad	0	0	0	0	0	0	0	0
<b>Board, Karachi, Lahore.</b>	Punjab	0	0	0	0	0	0	0	0
	Sindh R	0	0	0	0	0	0	0	0
	Sindh U	0	0	0	0	0	0	0	0
	KP	0	0	0	0	0	0	0	0
	Balochistan	0	0	0	0	0	0	0	0
	AJ&K	0	0	0	0	0	0	0	0
	GB	0	0	0	0	0	0	0	0
	FATA	0	0	0	0	0	0	0	0
<b>Insurance Appellate</b>	<b>TOTAL</b>	<b>0</b>	<b>0</b>	<b>0</b>	<b>0</b>	<b>0</b>	<b>0</b>	<b>0</b>	<b>0</b>
<b>Tribunal, Karachi.</b>	Islamabad	0	0	0	0	0	0	0	0
	Punjab	0	0	0	0	0	0	0	0
	Sindh R	0	0	0	0	0	0	0	0
	Sindh U	0	0	0	0	0	0	0	0
	KP	0	0	0	0	0	0	0	0
	Balochistan	0	0	0	0	0	0	0	0
	AJ&K	0	0	0	0	0	0	0	0
	GB	0	0	0	0	0	0	0	0
FATA	0	0	0	0	0	0	0	0	

TABLE-31

## DOMICILE WISE ACTUAL STRENGTH OF FEMALE EMPLOYEES BY BASIC SCALE AND DIVISIONS / ATTACHED DEPARTMENTS / SUBORDINATE OFFICES

DIVISION/OFFICE	DOMICILE	BASIC SCALE 1 to 16																
		1	2	3	4	5	6	7	8	9	10	11	12	13	14	15	16	TOTAL
<b>Law &amp; Justice</b>	<b>TOTAL</b>	0	0	0	0	0	0	0	0	0	1	0	0	0	0	0	0	1
<b>Commission of Pakistan,</b>	Islamabad	0	0	0	0	0	0	0	0	0	0	0	0	0	0	0	0	0
<b>Islamabad.</b>	Punjab	0	0	0	0	0	0	0	0	0	1	0	0	0	0	0	0	1
	Sindh R	0	0	0	0	0	0	0	0	0	0	0	0	0	0	0	0	0
	Sindh U	0	0	0	0	0	0	0	0	0	0	0	0	0	0	0	0	0
	KP	0	0	0	0	0	0	0	0	0	0	0	0	0	0	0	0	0
	Balochistan	0	0	0	0	0	0	0	0	0	0	0	0	0	0	0	0	0
	AJ&K	0	0	0	0	0	0	0	0	0	0	0	0	0	0	0	0	0
	GB	0	0	0	0	0	0	0	0	0	0	0	0	0	0	0	0	0
	FATA	0	0	0	0	0	0	0	0	0	0	0	0	0	0	0	0	0
<b>Office of the Attorney</b>	<b>TOTAL</b>	0	0	0	0	0	0	4	0	0	0	0	0	0	0	0	0	4
<b>General/Deputy Attorney</b>	Islamabad	0	0	0	0	0	0	0	0	0	0	0	0	0	0	0	0	0
<b>General's and Standing</b>	Punjab	0	0	0	0	0	0	1	0	0	0	0	0	0	0	0	0	1
<b>Council, Head Office,</b>	Sindh R	0	0	0	0	0	0	2	0	0	0	0	0	0	0	0	0	2
<b>Islamabad.</b>	Sindh U	0	0	0	0	0	0	0	0	0	0	0	0	0	0	0	0	0
	KP	0	0	0	0	0	0	1	0	0	0	0	0	0	0	0	0	1
	Balochistan	0	0	0	0	0	0	0	0	0	0	0	0	0	0	0	0	0
	AJ&K	0	0	0	0	0	0	0	0	0	0	0	0	0	0	0	0	0
	GB	0	0	0	0	0	0	0	0	0	0	0	0	0	0	0	0	0
	FATA	0	0	0	0	0	0	0	0	0	0	0	0	0	0	0	0	0
<b>Regional Directorate of</b>	<b>TOTAL</b>	0	0	0	0	0	0	0	0	0	0	0	0	0	0	0	0	0
<b>Human Rights, Lahore,</b>	Islamabad	0	0	0	0	0	0	0	0	0	0	0	0	0	0	0	0	0
<b>Karachi, Peshawar,</b>	Punjab	0	0	0	0	0	0	0	0	0	0	0	0	0	0	0	0	0
<b>Quetta</b>	Sindh R	0	0	0	0	0	0	0	0	0	0	0	0	0	0	0	0	0
	Sindh U	0	0	0	0	0	0	0	0	0	0	0	0	0	0	0	0	0
	KP	0	0	0	0	0	0	0	0	0	0	0	0	0	0	0	0	0
	Balochistan	0	0	0	0	0	0	0	0	0	0	0	0	0	0	0	0	0
	AJ&K	0	0	0	0	0	0	0	0	0	0	0	0	0	0	0	0	0
	GB	0	0	0	0	0	0	0	0	0	0	0	0	0	0	0	0	0
	FATA	0	0	0	0	0	0	0	0	0	0	0	0	0	0	0	0	0
<b>Special Courts (CNS),</b>	<b>TOTAL</b>	0	0	0	0	0	0	0	0	0	0	0	0	0	0	0	0	0
<b>(Over all Pakistan).</b>	Islamabad	0	0	0	0	0	0	0	0	0	0	0	0	0	0	0	0	0
	Punjab	0	0	0	0	0	0	0	0	0	0	0	0	0	0	0	0	0
	Sindh R	0	0	0	0	0	0	0	0	0	0	0	0	0	0	0	0	0
	Sindh U	0	0	0	0	0	0	0	0	0	0	0	0	0	0	0	0	0
	KP	0	0	0	0	0	0	0	0	0	0	0	0	0	0	0	0	0
	Balochistan	0	0	0	0	0	0	0	0	0	0	0	0	0	0	0	0	0
	AJ&K	0	0	0	0	0	0	0	0	0	0	0	0	0	0	0	0	0
	GB	0	0	0	0	0	0	0	0	0	0	0	0	0	0	0	0	0
	FATA	0	0	0	0	0	0	0	0	0	0	0	0	0	0	0	0	0

TABLE-31									
DOMICILE WISE ACTUAL STRENGTH OF FEMALE EMPLOYEES BY BASIC SCALE AND DIVISIONS / ATTACHED DEPARTMENTS / SUBORDINATE OFFICES									
DIVISION/OFFICE	DOMICILE	BASIC SCALE 17 to 22						TOTAL	G.TOTAL BS 1-22
		17	18	19	20	21	22		
<b>Law &amp; Justice</b>	<b>TOTAL</b>	<b>1</b>	<b>1</b>	<b>0</b>	<b>0</b>	<b>0</b>	<b>0</b>	<b>2</b>	<b>3</b>
<b>Commission of Pakistan,</b>	Islamabad	0	0	0	0	0	0	0	0
<b>Islamabad.</b>	Punjab	1	1	0	0	0	0	2	3
	Sindh R	0	0	0	0	0	0	0	0
	Sindh U	0	0	0	0	0	0	0	0
	KP	0	0	0	0	0	0	0	0
	Balochistan	0	0	0	0	0	0	0	0
	AJ&K	0	0	0	0	0	0	0	0
	GB	0	0	0	0	0	0	0	0
	FATA	0	0	0	0	0	0	0	0
<b>Office of the Attorney</b>	<b>TOTAL</b>	<b>0</b>	<b>0</b>	<b>0</b>	<b>6</b>	<b>1</b>	<b>0</b>	<b>7</b>	<b>11</b>
<b>General/Deputy Attorney</b>	Islamabad	0	0	0	0	0	0	0	0
<b>General's and Standing</b>	Punjab	0	0	0	3	1	0	4	5
<b>Council, Head Office,</b>	Sindh R	0	0	0	3	0	0	3	5
<b>Islamabad.</b>	Sindh U	0	0	0	0	0	0	0	0
	KP	0	0	0	0	0	0	0	1
	Balochistan	0	0	0	0	0	0	0	0
	AJ&K	0	0	0	0	0	0	0	0
	GB	0	0	0	0	0	0	0	0
	FATA	0	0	0	0	0	0	0	0
<b>Regional Directorate of</b>	<b>TOTAL</b>	<b>1</b>	<b>0</b>	<b>1</b>	<b>0</b>	<b>0</b>	<b>0</b>	<b>2</b>	<b>2</b>
<b>Human Rights, Lahore,</b>	Islamabad	0	0	0	0	0	0	0	0
<b>Karachi, Peshawar,</b>	Punjab	0	0	1	0	0	0	1	1
<b>Quetta</b>	Sindh R	0	0	0	0	0	0	0	0
	Sindh U	0	0	0	0	0	0	0	0
	KP	1	0	0	0	0	0	1	1
	Balochistan	0	0	0	0	0	0	0	0
	AJ&K	0	0	0	0	0	0	0	0
	GB	0	0	0	0	0	0	0	0
	FATA	0	0	0	0	0	0	0	0
<b>Special Courts (CNS),</b>	<b>TOTAL</b>	<b>0</b>	<b>0</b>	<b>0</b>	<b>0</b>	<b>0</b>	<b>0</b>	<b>0</b>	<b>0</b>
<b>(Over all Pakistan).</b>	Islamabad	0	0	0	0	0	0	0	0
	Punjab	0	0	0	0	0	0	0	0
	Sindh R	0	0	0	0	0	0	0	0
	Sindh U	0	0	0	0	0	0	0	0
	KP	0	0	0	0	0	0	0	0
	Balochistan	0	0	0	0	0	0	0	0
	AJ&K	0	0	0	0	0	0	0	0
	GB	0	0	0	0	0	0	0	0
	FATA	0	0	0	0	0	0	0	0



TABLE-31

## DOMICILE WISE ACTUAL STRENGTH OF FEMALE EMPLOYEES BY BASIC SCALE AND DIVISIONS / ATTACHED DEPARTMENTS / SUBORDINATE OFFICES

DIVISION/OFFICE	DOMICILE	BASIC SCALE 1 to 16																
		1	2	3	4	5	6	7	8	9	10	11	12	13	14	15	16	TOTAL
Special Courts	TOTAL	0	0	0	0	0	0	0	0	0	0	0	0	0	0	0	0	0
(Customs, Taxation & Anti Smuggling),	Islamabad	0	0	0	0	0	0	0	0	0	0	0	0	0	0	0	0	0
	Punjab	0	0	0	0	0	0	0	0	0	0	0	0	0	0	0	0	0
	Karachi, Rawalpindi,	0	0	0	0	0	0	0	0	0	0	0	0	0	0	0	0	0
	Sindh R	0	0	0	0	0	0	0	0	0	0	0	0	0	0	0	0	0
	Peshawar, Lahore.	0	0	0	0	0	0	0	0	0	0	0	0	0	0	0	0	0
	Sindh U	0	0	0	0	0	0	0	0	0	0	0	0	0	0	0	0	0
	KP	0	0	0	0	0	0	0	0	0	0	0	0	0	0	0	0	0
	Balochistan	0	0	0	0	0	0	0	0	0	0	0	0	0	0	0	0	0
	AJ&K	0	0	0	0	0	0	0	0	0	0	0	0	0	0	0	0	0
	GB	0	0	0	0	0	0	0	0	0	0	0	0	0	0	0	0	0
	FATA	0	0	0	0	0	0	0	0	0	0	0	0	0	0	0	0	0
Special Courts	TOTAL	0	0	0	0	0	0	0	0	0	0	0	0	0	0	0	0	0
(Offences in Banks),	Islamabad	0	0	0	0	0	0	0	0	0	0	0	0	0	0	0	0	0
	Punjab	0	0	0	0	0	0	0	0	0	0	0	0	0	0	0	0	0
	Lahore, Peshawar,	0	0	0	0	0	0	0	0	0	0	0	0	0	0	0	0	0
	Sindh R	0	0	0	0	0	0	0	0	0	0	0	0	0	0	0	0	0
	Karachi.	0	0	0	0	0	0	0	0	0	0	0	0	0	0	0	0	0
	Sindh U	0	0	0	0	0	0	0	0	0	0	0	0	0	0	0	0	0
	KP	0	0	0	0	0	0	0	0	0	0	0	0	0	0	0	0	0
	Balochistan	0	0	0	0	0	0	0	0	0	0	0	0	0	0	0	0	0
	AJ&K	0	0	0	0	0	0	0	0	0	0	0	0	0	0	0	0	0
	GB	0	0	0	0	0	0	0	0	0	0	0	0	0	0	0	0	0
	FATA	0	0	0	0	0	0	0	0	0	0	0	0	0	0	0	0	0
Special Courts Central,	TOTAL	0	0	0	0	0	0	0	0	0	0	0	0	0	0	0	0	0
(Over all Pakistan).	Islamabad	0	0	0	0	0	0	0	0	0	0	0	0	0	0	0	0	0
	Punjab	0	0	0	0	0	0	0	0	0	0	0	0	0	0	0	0	0
	Sindh R	0	0	0	0	0	0	0	0	0	0	0	0	0	0	0	0	0
	Sindh U	0	0	0	0	0	0	0	0	0	0	0	0	0	0	0	0	0
	KP	0	0	0	0	0	0	0	0	0	0	0	0	0	0	0	0	0
	Balochistan	0	0	0	0	0	0	0	0	0	0	0	0	0	0	0	0	0
	AJ&K	0	0	0	0	0	0	0	0	0	0	0	0	0	0	0	0	0
	GB	0	0	0	0	0	0	0	0	0	0	0	0	0	0	0	0	0
	FATA	0	0	0	0	0	0	0	0	0	0	0	0	0	0	0	0	0
<b>23. Maritime Affairs</b>	<b>G. TOTAL</b>	<b>0</b>	<b>1</b>	<b>2</b>	<b>0</b>	<b>1</b>	<b>0</b>	<b>1</b>	<b>0</b>	<b>2</b>	<b>1</b>	<b>2</b>	<b>0</b>	<b>2</b>	<b>2</b>	<b>1</b>	<b>3</b>	<b>18</b>
<b>Division</b>	<b>TOTAL</b>	<b>0</b>	<b>1</b>	<b>0</b>	<b>0</b>	<b>0</b>	<b>0</b>	<b>0</b>	<b>0</b>	<b>2</b>	<b>0</b>	<b>1</b>	<b>0</b>	<b>0</b>	<b>2</b>	<b>1</b>	<b>2</b>	<b>9</b>
<b>Main, Islamabad.</b>	Islamabad	0	0	0	0	0	0	0	0	0	0	0	0	0	0	0	0	0
	Punjab	0	1	0	0	0	0	0	0	1	0	0	0	0	0	1	1	4
	Sindh R	0	0	0	0	0	0	0	0	0	0	0	0	0	0	0	0	0
	Sindh U	0	0	0	0	0	0	0	0	1	0	1	0	0	2	0	1	5
	KP	0	0	0	0	0	0	0	0	0	0	0	0	0	0	0	0	0
	Balochistan	0	0	0	0	0	0	0	0	0	0	0	0	0	0	0	0	0
	AJ&K	0	0	0	0	0	0	0	0	0	0	0	0	0	0	0	0	0
	GB	0	0	0	0	0	0	0	0	0	0	0	0	0	0	0	0	0
	FATA	0	0	0	0	0	0	0	0	0	0	0	0	0	0	0	0	0

<b>TABLE-31</b>									
<b>DOMICILE WISE ACTUAL STRENGTH OF FEMALE EMPLOYEES BY BASIC SCALE AND DIVISIONS / ATTACHED DEPARTMENTS / SUBORDINATE OFFICES</b>									
DIVISION/OFFICE	DOMICILE	BASIC SCALE 17 to 22							G.TOTAL BS 1-22
		17	18	19	20	21	22	TOTAL	
<b>Special Courts</b>	<b>TOTAL</b>	<b>0</b>	<b>0</b>	<b>0</b>	<b>0</b>	<b>0</b>	<b>0</b>	<b>0</b>	<b>0</b>
(Customs, Taxation & Anti Smuggling),	Islamabad	0	0	0	0	0	0	0	0
	Punjab	0	0	0	0	0	0	0	0
	Karachi, Rawalpindi,	0	0	0	0	0	0	0	0
	Peshawar, Lahore.	0	0	0	0	0	0	0	0
	KP	0	0	0	0	0	0	0	0
	Balochistan	0	0	0	0	0	0	0	0
	AJ&K	0	0	0	0	0	0	0	0
	GB	0	0	0	0	0	0	0	0
	FATA	0	0	0	0	0	0	0	0
<b>Special Courts</b>	<b>TOTAL</b>	<b>0</b>	<b>0</b>	<b>0</b>	<b>0</b>	<b>0</b>	<b>0</b>	<b>0</b>	<b>0</b>
(Offences in Banks),	Islamabad	0	0	0	0	0	0	0	0
	Lahore, Peshawar,	0	0	0	0	0	0	0	0
	Karachi.	0	0	0	0	0	0	0	0
	Sindh R	0	0	0	0	0	0	0	0
	Sindh U	0	0	0	0	0	0	0	0
	KP	0	0	0	0	0	0	0	0
	Balochistan	0	0	0	0	0	0	0	0
	AJ&K	0	0	0	0	0	0	0	0
	GB	0	0	0	0	0	0	0	0
	FATA	0	0	0	0	0	0	0	0
<b>Special Courts Central,</b>	<b>TOTAL</b>	<b>0</b>	<b>0</b>	<b>0</b>	<b>0</b>	<b>1</b>	<b>0</b>	<b>1</b>	<b>1</b>
(Over all Pakistan).	Islamabad	0	0	0	0	0	0	0	0
	Punjab	0	0	0	0	0	0	0	0
	Sindh R	0	0	0	0	1	0	1	1
	Sindh U	0	0	0	0	0	0	0	0
	KP	0	0	0	0	0	0	0	0
	Balochistan	0	0	0	0	0	0	0	0
	AJ&K	0	0	0	0	0	0	0	0
	GB	0	0	0	0	0	0	0	0
	FATA	0	0	0	0	0	0	0	0
<b>23. Maritime Affairs Division</b>	<b>G. TOTAL</b>	<b>3</b>	<b>0</b>	<b>1</b>	<b>1</b>	<b>0</b>	<b>0</b>	<b>5</b>	<b>23</b>
<b>Main, Islamabad.</b>	<b>TOTAL</b>	<b>2</b>	<b>0</b>	<b>0</b>	<b>1</b>	<b>0</b>	<b>0</b>	<b>3</b>	<b>12</b>
	Islamabad	0	0	0	0	0	0	0	0
	Punjab	0	0	0	0	0	0	0	4
	Sindh R	1	0	0	1	0	0	2	2
	Sindh U	1	0	0	0	0	0	1	6
	KP	0	0	0	0	0	0	0	0
	Balochistan	0	0	0	0	0	0	0	0
	AJ&K	0	0	0	0	0	0	0	0
	GB	0	0	0	0	0	0	0	0
	FATA	0	0	0	0	0	0	0	0

TABLE-31

## DOMICILE WISE ACTUAL STRENGTH OF FEMALE EMPLOYEES BY BASIC SCALE AND DIVISIONS / ATTACHED DEPARTMENTS / SUBORDINATE OFFICES

DIVISION/OFFICE	DOMICILE	BASIC SCALE 1 to 16																
		1	2	3	4	5	6	7	8	9	10	11	12	13	14	15	16	TOTAL
<b>Directorate of Dock</b>	<b>TOTAL</b>	<b>0</b>	<b>0</b>	<b>1</b>	<b>0</b>	<b>1</b>	<b>0</b>	<b>0</b>	<b>0</b>	<b>0</b>	<b>0</b>	<b>1</b>	<b>0</b>	<b>0</b>	<b>0</b>	<b>0</b>	<b>1</b>	<b>4</b>
<b>Workers Safety, Karachi.</b>	Islamabad	0	0	0	0	0	0	0	0	0	0	0	0	0	0	0	0	0
	Punjab	0	0	0	0	0	0	0	0	0	0	0	0	0	0	0	0	0
	Sindh R	0	0	0	0	0	0	0	0	0	0	0	0	0	0	0	0	1
	Sindh U	0	0	1	0	1	0	0	0	0	0	1	0	0	0	0	0	0
	KP	0	0	0	0	0	0	0	0	0	0	0	0	0	0	0	0	0
	Balochistan	0	0	0	0	0	0	0	0	0	0	0	0	0	0	0	0	0
	AJ&K	0	0	0	0	0	0	0	0	0	0	0	0	0	0	0	0	0
	GB	0	0	0	0	0	0	0	0	0	0	0	0	0	0	0	0	0
	FATA	0	0	0	0	0	0	0	0	0	0	0	0	0	0	0	0	0
<b>Government Shipping</b>	<b>TOTAL</b>	<b>0</b>	<b>0</b>	<b>0</b>	<b>0</b>	<b>0</b>	<b>0</b>	<b>0</b>	<b>0</b>	<b>0</b>	<b>0</b>	<b>0</b>	<b>0</b>	<b>0</b>	<b>0</b>	<b>0</b>	<b>0</b>	<b>0</b>
<b>Office, Karachi.</b>	Islamabad	0	0	0	0	0	0	0	0	0	0	0	0	0	0	0	0	0
	Punjab	0	0	0	0	0	0	0	0	0	0	0	0	0	0	0	0	0
	Sindh R	0	0	0	0	0	0	0	0	0	0	0	0	0	0	0	0	0
	Sindh U	0	0	0	0	0	0	0	0	0	0	0	0	0	0	0	0	0
	KP	0	0	0	0	0	0	0	0	0	0	0	0	0	0	0	0	0
	Balochistan	0	0	0	0	0	0	0	0	0	0	0	0	0	0	0	0	0
	AJ&K	0	0	0	0	0	0	0	0	0	0	0	0	0	0	0	0	0
	GB	0	0	0	0	0	0	0	0	0	0	0	0	0	0	0	0	0
	FATA	0	0	0	0	0	0	0	0	0	0	0	0	0	0	0	0	0
<b>Marine Biological</b>	<b>TOTAL</b>	<b>0</b>	<b>0</b>	<b>0</b>	<b>0</b>	<b>0</b>	<b>0</b>	<b>0</b>	<b>0</b>	<b>0</b>	<b>0</b>	<b>0</b>	<b>0</b>	<b>0</b>	<b>0</b>	<b>0</b>	<b>0</b>	<b>0</b>
<b>Research Laboratory, Karachi.</b>	Islamabad	0	0	0	0	0	0	0	0	0	0	0	0	0	0	0	0	0
	Punjab	0	0	0	0	0	0	0	0	0	0	0	0	0	0	0	0	0
	Sindh R	0	0	0	0	0	0	0	0	0	0	0	0	0	0	0	0	0
	Sindh U	0	0	0	0	0	0	0	0	0	0	0	0	0	0	0	0	0
	KP	0	0	0	0	0	0	0	0	0	0	0	0	0	0	0	0	0
	Balochistan	0	0	0	0	0	0	0	0	0	0	0	0	0	0	0	0	0
	AJ&K	0	0	0	0	0	0	0	0	0	0	0	0	0	0	0	0	0
	GB	0	0	0	0	0	0	0	0	0	0	0	0	0	0	0	0	0
	FATA	0	0	0	0	0	0	0	0	0	0	0	0	0	0	0	0	0
<b>Marine Fisheries</b>	<b>TOTAL</b>	<b>0</b>	<b>0</b>	<b>0</b>	<b>0</b>	<b>0</b>	<b>0</b>	<b>1</b>	<b>0</b>	<b>0</b>	<b>1</b>	<b>0</b>	<b>0</b>	<b>2</b>	<b>0</b>	<b>0</b>	<b>0</b>	<b>4</b>
<b>Department, Karachi.</b>	Islamabad	0	0	0	0	0	0	0	0	0	0	0	0	0	0	0	0	0
	Punjab	0	0	0	0	0	0	0	0	0	0	0	0	0	0	0	0	0
	Sindh R	0	0	0	0	0	0	0	0	0	0	0	0	0	0	0	0	0
	Sindh U	0	0	0	0	0	0	1	0	0	1	0	0	2	0	0	0	0
	KP	0	0	0	0	0	0	0	0	0	0	0	0	0	0	0	0	0
	Balochistan	0	0	0	0	0	0	0	0	0	0	0	0	0	0	0	0	0
	AJ&K	0	0	0	0	0	0	0	0	0	0	0	0	0	0	0	0	0
	GB	0	0	0	0	0	0	0	0	0	0	0	0	0	0	0	0	0
	FATA	0	0	0	0	0	0	0	0	0	0	0	0	0	0	0	0	0

TABLE-31									
DOMICILE WISE ACTUAL STRENGTH OF FEMALE EMPLOYEES BY BASIC SCALE AND DIVISIONS / ATTACHED DEPARTMENTS / SUBORDINATE OFFICES									
DIVISION/OFFICE	DOMICILE	BASIC SCALE 17 to 22							G.TOTAL BS 1-22
		17	18	19	20	21	22	TOTAL	
<b>Directorate of Dock</b>	<b>TOTAL</b>	<b>0</b>	<b>0</b>	<b>0</b>	<b>0</b>	<b>0</b>	<b>0</b>	<b>0</b>	<b>4</b>
<b>Workers Safety, Karachi.</b>	Islamabad	0	0	0	0	0	0	0	0
	Punjab	0	0	0	0	0	0	0	0
	Sindh R	0	0	0	0	0	0	0	1
	Sindh U	0	0	0	0	0	0	0	3
	KP	0	0	0	0	0	0	0	0
	Balochistan	0	0	0	0	0	0	0	0
	AJ&K	0	0	0	0	0	0	0	0
	GB	0	0	0	0	0	0	0	0
	FATA	0	0	0	0	0	0	0	0
<b>Government Shipping</b>	<b>TOTAL</b>	<b>0</b>	<b>0</b>	<b>0</b>	<b>0</b>	<b>0</b>	<b>0</b>	<b>0</b>	<b>0</b>
<b>Office, Karachi.</b>	Islamabad	0	0	0	0	0	0	0	0
	Punjab	0	0	0	0	0	0	0	0
	Sindh R	0	0	0	0	0	0	0	0
	Sindh U	0	0	0	0	0	0	0	0
	KP	0	0	0	0	0	0	0	0
	Balochistan	0	0	0	0	0	0	0	0
	AJ&K	0	0	0	0	0	0	0	0
	GB	0	0	0	0	0	0	0	0
	FATA	0	0	0	0	0	0	0	0
<b>Marine Biological</b>	<b>TOTAL</b>	<b>0</b>	<b>0</b>	<b>0</b>	<b>0</b>	<b>0</b>	<b>0</b>	<b>0</b>	<b>0</b>
<b>Research Laboratory,</b>	Islamabad	0	0	0	0	0	0	0	0
<b>Karachi.</b>	Punjab	0	0	0	0	0	0	0	0
	Sindh R	0	0	0	0	0	0	0	0
	Sindh U	0	0	0	0	0	0	0	0
	KP	0	0	0	0	0	0	0	0
	Balochistan	0	0	0	0	0	0	0	0
	AJ&K	0	0	0	0	0	0	0	0
	GB	0	0	0	0	0	0	0	0
	FATA	0	0	0	0	0	0	0	0
<b>Marine Fisheries</b>	<b>TOTAL</b>	<b>1</b>	<b>0</b>	<b>1</b>	<b>0</b>	<b>0</b>	<b>0</b>	<b>2</b>	<b>6</b>
<b>Department, Karachi.</b>	Islamabad	0	0	0	0	0	0	0	0
	Punjab	0	0	0	0	0	0	0	0
	Sindh R	1	0	0	0	0	0	1	1
	Sindh U	0	0	1	0	0	0	1	5
	KP	0	0	0	0	0	0	0	0
	Balochistan	0	0	0	0	0	0	0	0
	AJ&K	0	0	0	0	0	0	0	0
	GB	0	0	0	0	0	0	0	0
	FATA	0	0	0	0	0	0	0	0

TABLE-31

## DOMICILE WISE ACTUAL STRENGTH OF FEMALE EMPLOYEES BY BASIC SCALE AND DIVISIONS / ATTACHED DEPARTMENTS / SUBORDINATE OFFICES

DIVISION/OFFICE	DOMICILE	BASIC SCALE 1 to 16																
		1	2	3	4	5	6	7	8	9	10	11	12	13	14	15	16	TOTAL
<b>Mercantile Marine</b>	<b>TOTAL</b>	0	0	1	0	0	0	0	0	0	0	0	0	0	0	0	0	1
<b>Department, Karachi.</b>	Islamabad	0	0	0	0	0	0	0	0	0	0	0	0	0	0	0	0	0
	Punjab	0	0	0	0	0	0	0	0	0	0	0	0	0	0	0	0	0
	Sindh R	0	0	0	0	0	0	0	0	0	0	0	0	0	0	0	0	0
	Sindh U	0	0	1	0	0	0	0	0	0	0	0	0	0	0	0	0	1
	KP	0	0	0	0	0	0	0	0	0	0	0	0	0	0	0	0	0
	Balochistan	0	0	0	0	0	0	0	0	0	0	0	0	0	0	0	0	0
	AJ&K	0	0	0	0	0	0	0	0	0	0	0	0	0	0	0	0	0
	GB	0	0	0	0	0	0	0	0	0	0	0	0	0	0	0	0	0
	FATA	0	0	0	0	0	0	0	0	0	0	0	0	0	0	0	0	0
<b>24. Narcotics Control</b>	<b>G. TOTAL</b>	3	2	0	0	43	0	5	0	12	0	0	0	0	12	0	14	91
<b>Division</b>	<b>TOTAL</b>	0	2	0	0	0	0	0	0	1	0	0	0	0	0	0	4	7
<b>Main, Islamabad.</b>	Islamabad	0	1	0	0	0	0	0	0	1	0	0	0	0	0	0	3	5
	Punjab	0	1	0	0	0	0	0	0	0	0	0	0	0	0	0	1	2
	Sindh R	0	0	0	0	0	0	0	0	0	0	0	0	0	0	0	0	0
	Sindh U	0	0	0	0	0	0	0	0	0	0	0	0	0	0	0	0	0
	KP	0	0	0	0	0	0	0	0	0	0	0	0	0	0	0	0	0
	Balochistan	0	0	0	0	0	0	0	0	0	0	0	0	0	0	0	0	0
	AJ&K	0	0	0	0	0	0	0	0	0	0	0	0	0	0	0	0	0
	GB	0	0	0	0	0	0	0	0	0	0	0	0	0	0	0	0	0
	FATA	0	0	0	0	0	0	0	0	0	0	0	0	0	0	0	0	0
<b>Anti Narcotics Force,</b>	<b>TOTAL</b>	3	0	0	0	43	0	5	0	11	0	0	0	0	12	0	10	84
<b>Rawalpindi.</b>	Islamabad	0	0	0	0	0	0	1	0	1	0	0	0	0	0	0	0	2
	Punjab	2	0	0	0	25	0	3	0	6	0	0	0	0	10	0	3	49
	Sindh R	0	0	0	0	4	0	0	0	0	0	0	0	0	0	0	2	6
	Sindh U	0	0	0	0	5	0	0	0	3	0	0	0	0	1	0	1	10
	KP	0	0	0	0	5	0	1	0	1	0	0	0	0	1	0	3	11
	Balochistan	1	0	0	0	4	0	0	0	0	0	0	0	0	0	0	1	6
	AJ&K	0	0	0	0	0	0	0	0	0	0	0	0	0	0	0	0	0
	GB	0	0	0	0	0	0	0	0	0	0	0	0	0	0	0	0	0
	FATA	0	0	0	0	0	0	0	0	0	0	0	0	0	0	0	0	0
<b>25. National Food Security</b>	<b>G. TOTAL</b>	0	1	0	0	3	0	4	0	3	0	3	0	2	2	2	5	25
<b>&amp; Research Division</b>	<b>TOTAL</b>	0	0	0	0	0	0	0	0	0	0	1	0	0	1	2	1	5
<b>Main, Islamabad.</b>	Islamabad	0	0	0	0	0	0	0	0	0	0	0	0	0	0	0	0	0
	Punjab	0	0	0	0	0	0	0	0	0	0	1	0	0	0	2	1	4
	Sindh R	0	0	0	0	0	0	0	0	0	0	0	0	0	0	0	0	0
	Sindh U	0	0	0	0	0	0	0	0	0	0	0	0	0	0	0	0	0
	KP	0	0	0	0	0	0	0	0	0	0	0	0	0	1	0	0	1
	Balochistan	0	0	0	0	0	0	0	0	0	0	0	0	0	0	0	0	0
	AJ&K	0	0	0	0	0	0	0	0	0	0	0	0	0	0	0	0	0
	GB	0	0	0	0	0	0	0	0	0	0	0	0	0	0	0	0	0
	FATA	0	0	0	0	0	0	0	0	0	0	0	0	0	0	0	0	0

TABLE-31										
DOMICILE WISE ACTUAL STRENGTH OF FEMALE EMPLOYEES BY BASIC SCALE AND DIVISIONS / ATTACHED DEPARTMENTS / SUBORDINATE OFFICES										
DIVISION/OFFICE	DOMICILE	BASIC SCALE 17 to 22							G.TOTAL BS 1-22	
		17	18	19	20	21	22	TOTAL		
<b>Mercantile Marine</b>	<b>TOTAL</b>	<b>0</b>	<b>0</b>	<b>0</b>	<b>0</b>	<b>0</b>	<b>0</b>	<b>0</b>	<b>0</b>	<b>1</b>
<b>Department, Karachi.</b>	Islamabad	0	0	0	0	0	0	0	0	0
	Punjab	0	0	0	0	0	0	0	0	0
	Sindh R	0	0	0	0	0	0	0	0	0
	Sindh U	0	0	0	0	0	0	0	0	1
	KP	0	0	0	0	0	0	0	0	0
	Balochistan	0	0	0	0	0	0	0	0	0
	AJ&K	0	0	0	0	0	0	0	0	0
	GB	0	0	0	0	0	0	0	0	0
	FATA	0	0	0	0	0	0	0	0	0
<b>24. Narcotics Control</b>	<b>G. TOTAL</b>	<b>7</b>	<b>2</b>	<b>0</b>	<b>0</b>	<b>0</b>	<b>0</b>	<b>0</b>	<b>9</b>	<b>100</b>
<b>Division</b>	<b>TOTAL</b>	<b>0</b>	<b>2</b>	<b>0</b>	<b>0</b>	<b>0</b>	<b>0</b>	<b>0</b>	<b>2</b>	<b>9</b>
<b>Main, Islamabad.</b>	Islamabad	0	0	0	0	0	0	0	0	5
	Punjab	0	0	0	0	0	0	0	0	2
	Sindh R	0	0	0	0	0	0	0	0	0
	Sindh U	0	1	0	0	0	0	0	1	1
	KP	0	0	0	0	0	0	0	0	0
	Balochistan	0	1	0	0	0	0	0	1	1
	AJ&K	0	0	0	0	0	0	0	0	0
	GB	0	0	0	0	0	0	0	0	0
	FATA	0	0	0	0	0	0	0	0	0
<b>Anti Narcotics Force,</b>	<b>TOTAL</b>	<b>7</b>	<b>0</b>	<b>0</b>	<b>0</b>	<b>0</b>	<b>0</b>	<b>0</b>	<b>7</b>	<b>91</b>
<b>Rawalpindi.</b>	Islamabad	0	0	0	0	0	0	0	0	2
	Punjab	5	0	0	0	0	0	0	5	54
	Sindh R	1	0	0	0	0	0	0	1	7
	Sindh U	0	0	0	0	0	0	0	0	10
	KP	1	0	0	0	0	0	0	1	12
	Balochistan	0	0	0	0	0	0	0	0	6
	AJ&K	0	0	0	0	0	0	0	0	0
	GB	0	0	0	0	0	0	0	0	0
	FATA	0	0	0	0	0	0	0	0	0
<b>25. National Food Security</b>	<b>G. TOTAL</b>	<b>20</b>	<b>1</b>	<b>0</b>	<b>0</b>	<b>0</b>	<b>0</b>	<b>0</b>	<b>21</b>	<b>46</b>
<b>&amp; Research Division</b>	<b>TOTAL</b>	<b>2</b>	<b>0</b>	<b>0</b>	<b>0</b>	<b>0</b>	<b>0</b>	<b>0</b>	<b>2</b>	<b>7</b>
<b>Main, Islamabad.</b>	Islamabad	0	0	0	0	0	0	0	0	0
	Punjab	2	0	0	0	0	0	0	2	6
	Sindh R	0	0	0	0	0	0	0	0	0
	Sindh U	0	0	0	0	0	0	0	0	0
	KP	0	0	0	0	0	0	0	0	1
	Balochistan	0	0	0	0	0	0	0	0	0
	AJ&K	0	0	0	0	0	0	0	0	0
	GB	0	0	0	0	0	0	0	0	0
	FATA	0	0	0	0	0	0	0	0	0

TABLE-31

## DOMICILE WISE ACTUAL STRENGTH OF FEMALE EMPLOYEES BY BASIC SCALE AND DIVISIONS / ATTACHED DEPARTMENTS / SUBORDINATE OFFICES

DIVISION/OFFICE	DOMICILE	BASIC SCALE 1 to 16																
		1	2	3	4	5	6	7	8	9	10	11	12	13	14	15	16	TOTAL
<b>Agriculture Policy</b>	<b>TOTAL</b>	0	0	0	0	0	0	0	0	0	0	0	0	0	0	0	0	0
<b>Institute, Islamabad.</b>	Islamabad	0	0	0	0	0	0	0	0	0	0	0	0	0	0	0	0	0
	Punjab	0	0	0	0	0	0	0	0	0	0	0	0	0	0	0	0	0
	Sindh R	0	0	0	0	0	0	0	0	0	0	0	0	0	0	0	0	0
	Sindh U	0	0	0	0	0	0	0	0	0	0	0	0	0	0	0	0	0
	KP	0	0	0	0	0	0	0	0	0	0	0	0	0	0	0	0	0
	Balochistan	0	0	0	0	0	0	0	0	0	0	0	0	0	0	0	0	0
	AJ&K	0	0	0	0	0	0	0	0	0	0	0	0	0	0	0	0	0
	GB	0	0	0	0	0	0	0	0	0	0	0	0	0	0	0	0	0
	FATA	0	0	0	0	0	0	0	0	0	0	0	0	0	0	0	0	0
<b>Animal Quarantine</b>	<b>TOTAL</b>	0	0	0	0	0	0	0	0	0	0	0	0	0	0	0	0	0
<b>Department, Karachi.</b>	Islamabad	0	0	0	0	0	0	0	0	0	0	0	0	0	0	0	0	0
	Punjab	0	0	0	0	0	0	0	0	0	0	0	0	0	0	0	0	0
	Sindh R	0	0	0	0	0	0	0	0	0	0	0	0	0	0	0	0	0
	Sindh U	0	0	0	0	0	0	0	0	0	0	0	0	0	0	0	0	0
	KP	0	0	0	0	0	0	0	0	0	0	0	0	0	0	0	0	0
	Balochistan	0	0	0	0	0	0	0	0	0	0	0	0	0	0	0	0	0
	AJ&K	0	0	0	0	0	0	0	0	0	0	0	0	0	0	0	0	0
	GB	0	0	0	0	0	0	0	0	0	0	0	0	0	0	0	0	0
	FATA	0	0	0	0	0	0	0	0	0	0	0	0	0	0	0	0	0
<b>Department of Plant</b>	<b>TOTAL</b>	0	0	0	0	0	0	4	0	1	0	2	0	2	1	0	2	12
<b>Protection, Karachi.</b>	Islamabad	0	0	0	0	0	0	0	0	0	0	0	0	0	0	0	1	1
	Punjab	0	0	0	0	0	0	0	0	1	0	1	0	0	0	0	1	3
	Sindh R	0	0	0	0	0	0	2	0	0	0	1	0	2	1	0	0	6
	Sindh U	0	0	0	0	0	0	2	0	0	0	0	0	0	0	0	0	2
	KP	0	0	0	0	0	0	0	0	0	0	0	0	0	0	0	0	0
	Balochistan	0	0	0	0	0	0	0	0	0	0	0	0	0	0	0	0	0
	AJ&K	0	0	0	0	0	0	0	0	0	0	0	0	0	0	0	0	0
	GB	0	0	0	0	0	0	0	0	0	0	0	0	0	0	0	0	0
	FATA	0	0	0	0	0	0	0	0	0	0	0	0	0	0	0	0	0
<b>Federal Seed Certification</b>	<b>TOTAL</b>	0	0	0	0	3	0	0	0	2	0	0	0	0	0	0	0	5
<b>&amp; Registration Department, Islamabad.</b>	Islamabad	0	0	0	0	0	0	0	0	2	0	0	0	0	0	0	0	2
	Punjab	0	0	0	0	3	0	0	0	0	0	0	0	0	0	0	0	3
	Sindh R	0	0	0	0	0	0	0	0	0	0	0	0	0	0	0	0	0
	Sindh U	0	0	0	0	0	0	0	0	0	0	0	0	0	0	0	0	0
	KP	0	0	0	0	0	0	0	0	0	0	0	0	0	0	0	0	0
	Balochistan	0	0	0	0	0	0	0	0	0	0	0	0	0	0	0	0	0
	AJ&K	0	0	0	0	0	0	0	0	0	0	0	0	0	0	0	0	0
	GB	0	0	0	0	0	0	0	0	0	0	0	0	0	0	0	0	0
	FATA	0	0	0	0	0	0	0	0	0	0	0	0	0	0	0	0	0

TABLE-31										
DOMICILE WISE ACTUAL STRENGTH OF FEMALE EMPLOYEES BY BASIC SCALE AND DIVISIONS / ATTACHED DEPARTMENTS / SUBORDINATE OFFICES										
DIVISION/OFFICE	DOMICILE	BASIC SCALE 17 to 22							G.TOTAL BS 1-22	
		17	18	19	20	21	22	TOTAL		
<b>Agriculture Policy Institute, Islamabad.</b>	<b>TOTAL</b>	<b>2</b>	<b>0</b>	<b>0</b>	<b>0</b>	<b>0</b>	<b>0</b>	<b>0</b>	<b>2</b>	<b>2</b>
	Islamabad	0	0	0	0	0	0	0	0	0
	Punjab	2	0	0	0	0	0	0	2	2
	Sindh R	0	0	0	0	0	0	0	0	0
	Sindh U	0	0	0	0	0	0	0	0	0
	KP	0	0	0	0	0	0	0	0	0
	Balochistan	0	0	0	0	0	0	0	0	0
	AJ&K	0	0	0	0	0	0	0	0	0
	GB	0	0	0	0	0	0	0	0	0
	FATA	0	0	0	0	0	0	0	0	0
<b>Animal Quarantine Department, Karachi.</b>	<b>TOTAL</b>	<b>2</b>	<b>0</b>	<b>0</b>	<b>0</b>	<b>0</b>	<b>0</b>	<b>0</b>	<b>2</b>	<b>2</b>
Islamabad	0	0	0	0	0	0	0	0	0	0
Punjab	0	0	0	0	0	0	0	0	0	0
Sindh R	0	0	0	0	0	0	0	0	0	0
Sindh U	2	0	0	0	0	0	0	2	2	
KP	0	0	0	0	0	0	0	0	0	
Balochistan	0	0	0	0	0	0	0	0	0	
AJ&K	0	0	0	0	0	0	0	0	0	
GB	0	0	0	0	0	0	0	0	0	
FATA	0	0	0	0	0	0	0	0	0	
<b>Department of Plant Protection, Karachi.</b>	<b>TOTAL</b>	<b>3</b>	<b>0</b>	<b>0</b>	<b>0</b>	<b>0</b>	<b>0</b>	<b>0</b>	<b>3</b>	<b>15</b>
Islamabad	0	0	0	0	0	0	0	0	0	1
Punjab	2	0	0	0	0	0	0	2	2	5
Sindh R	0	0	0	0	0	0	0	0	0	6
Sindh U	1	0	0	0	0	0	0	1	1	3
KP	0	0	0	0	0	0	0	0	0	0
Balochistan	0	0	0	0	0	0	0	0	0	0
AJ&K	0	0	0	0	0	0	0	0	0	0
GB	0	0	0	0	0	0	0	0	0	0
FATA	0	0	0	0	0	0	0	0	0	0
<b>Federal Seed Certification &amp; Registration Department, Islamabad.</b>	<b>TOTAL</b>	<b>11</b>	<b>1</b>	<b>0</b>	<b>0</b>	<b>0</b>	<b>0</b>	<b>0</b>	<b>12</b>	<b>17</b>
Islamabad	1	0	0	0	0	0	0	1	1	3
Punjab	5	1	0	0	0	0	0	6	6	9
Sindh R	1	0	0	0	0	0	0	1	1	1
Sindh U	2	0	0	0	0	0	0	2	2	2
KP	1	0	0	0	0	0	0	1	1	1
Balochistan	0	0	0	0	0	0	0	0	0	0
AJ&K	0	0	0	0	0	0	0	0	0	0
GB	1	0	0	0	0	0	0	1	1	1
FATA	0	0	0	0	0	0	0	0	0	0



TABLE-31																		
DOMICILE WISE ACTUAL STRENGTH OF FEMALE EMPLOYEES BY BASIC SCALE AND DIVISIONS / ATTACHED DEPARTMENTS / SUBORDINATE OFFICES																		
DIVISION/OFFICE	DOMICILE	BASIC SCALE 1 to 16																
		1	2	3	4	5	6	7	8	9	10	11	12	13	14	15	16	TOTAL
<b>National Fertilizer</b>	<b>TOTAL</b>	0	1	0	0	0	0	0	0	0	0	0	0	0	0	0	1	2
<b>Development Centre,</b>	Islamabad	0	0	0	0	0	0	0	0	0	0	0	0	0	0	0	1	1
<b>Islamabad.</b>	Punjab	0	0	0	0	0	0	0	0	0	0	0	0	0	0	0	0	0
	Sindh R	0	0	0	0	0	0	0	0	0	0	0	0	0	0	0	0	0
	Sindh U	0	0	0	0	0	0	0	0	0	0	0	0	0	0	0	0	0
	KP	0	1	0	0	0	0	0	0	0	0	0	0	0	0	0	0	1
	Balochistan	0	0	0	0	0	0	0	0	0	0	0	0	0	0	0	0	0
	AJ&K	0	0	0	0	0	0	0	0	0	0	0	0	0	0	0	0	0
	GB	0	0	0	0	0	0	0	0	0	0	0	0	0	0	0	0	0
	FATA	0	0	0	0	0	0	0	0	0	0	0	0	0	0	0	0	0
<b>National Veterinary</b>	<b>TOTAL</b>	0	0	0	0	0	0	0	0	0	0	0	0	0	0	0	1	1
<b>Laboratory, Islamabad.</b>	Islamabad	0	0	0	0	0	0	0	0	0	0	0	0	0	0	0	0	0
	Punjab	0	0	0	0	0	0	0	0	0	0	0	0	0	0	0	0	0
	Sindh R	0	0	0	0	0	0	0	0	0	0	0	0	0	0	0	0	0
	Sindh U	0	0	0	0	0	0	0	0	0	0	0	0	0	0	0	0	0
	KP	0	0	0	0	0	0	0	0	0	0	0	0	0	0	0	1	1
	Balochistan	0	0	0	0	0	0	0	0	0	0	0	0	0	0	0	0	0
	AJ&K	0	0	0	0	0	0	0	0	0	0	0	0	0	0	0	0	0
	GB	0	0	0	0	0	0	0	0	0	0	0	0	0	0	0	0	0
	FATA	0	0	0	0	0	0	0	0	0	0	0	0	0	0	0	0	0
<b>26. National Health</b>	<b>G. TOTAL</b>	<b>26</b>	<b>28</b>	<b>4</b>	<b>2</b>	<b>1</b>	<b>9</b>	<b>2</b>	<b>6</b>	<b>10</b>	<b>0</b>	<b>4</b>	<b>0</b>	<b>0</b>	<b>7</b>	<b>0</b>	<b>7</b>	<b>106</b>
<b>Services Regulations &amp;</b>	<b>TOTAL</b>	<b>0</b>	<b>0</b>	<b>0</b>	<b>0</b>	<b>0</b>	<b>0</b>	<b>0</b>	<b>0</b>	<b>0</b>	<b>0</b>	<b>0</b>	<b>0</b>	<b>0</b>	<b>0</b>	<b>0</b>	<b>3</b>	<b>3</b>
<b>Coordination Division</b>	Islamabad	0	0	0	0	0	0	0	0	0	0	0	0	0	0	0	1	1
<b>Main Islamabad.</b>	Punjab	0	0	0	0	0	0	0	0	0	0	0	0	0	0	0	1	1
	Sindh R	0	0	0	0	0	0	0	0	0	0	0	0	0	0	0	0	0
	Sindh U	0	0	0	0	0	0	0	0	0	0	0	0	0	0	0	0	0
	KP	0	0	0	0	0	0	0	0	0	0	0	0	0	0	0	1	1
	Balochistan	0	0	0	0	0	0	0	0	0	0	0	0	0	0	0	0	0
	AJ&K	0	0	0	0	0	0	0	0	0	0	0	0	0	0	0	0	0
	GB	0	0	0	0	0	0	0	0	0	0	0	0	0	0	0	0	0
	FATA	0	0	0	0	0	0	0	0	0	0	0	0	0	0	0	0	0
<b>Directorate of Central</b>	<b>TOTAL</b>	<b>26</b>	<b>24</b>	<b>0</b>	<b>2</b>	<b>0</b>	<b>9</b>	<b>1</b>	<b>0</b>	<b>9</b>	<b>0</b>	<b>0</b>	<b>0</b>	<b>0</b>	<b>0</b>	<b>0</b>	<b>2</b>	<b>73</b>
<b>Health Establishments,</b>	Islamabad	0	0	0	0	0	0	0	0	0	0	0	0	0	0	0	0	0
<b>Islamabad.</b>	Punjab	0	2	0	0	0	2	0	0	3	0	0	0	0	0	0	2	9
	Sindh R	0	0	0	0	0	1	0	0	2	0	0	0	0	0	0	0	3
	Sindh U	25	22	0	1	0	5	1	0	2	0	0	0	0	0	0	0	56
	KP	1	0	0	1	0	1	0	0	1	0	0	0	0	0	0	0	4
	Balochistan	0	0	0	0	0	0	0	0	1	0	0	0	0	0	0	0	1
	AJ&K	0	0	0	0	0	0	0	0	0	0	0	0	0	0	0	0	0
	GB	0	0	0	0	0	0	0	0	0	0	0	0	0	0	0	0	0
	FATA	0	0	0	0	0	0	0	0	0	0	0	0	0	0	0	0	0

TABLE-31										
DOMICILE WISE ACTUAL STRENGTH OF FEMALE EMPLOYEES BY BASIC SCALE AND DIVISIONS / ATTACHED DEPARTMENTS / SUBORDINATE OFFICES										
DIVISION/OFFICE	DOMICILE	BASIC SCALE 17 to 22							G.TOTAL BS 1-22	
		17	18	19	20	21	22	TOTAL		
<b>National Fertilizer</b>	<b>TOTAL</b>	<b>0</b>	<b>0</b>	<b>0</b>	<b>0</b>	<b>0</b>	<b>0</b>	<b>0</b>	<b>0</b>	<b>2</b>
<b>Development Centre,</b>	Islamabad	0	0	0	0	0	0	0	0	1
<b>Islamabad.</b>	Punjab	0	0	0	0	0	0	0	0	0
	Sindh R	0	0	0	0	0	0	0	0	0
	Sindh U	0	0	0	0	0	0	0	0	0
	KP	0	0	0	0	0	0	0	0	1
	Balochistan	0	0	0	0	0	0	0	0	0
	AJ&K	0	0	0	0	0	0	0	0	0
	GB	0	0	0	0	0	0	0	0	0
	FATA	0	0	0	0	0	0	0	0	0
<b>National Veterinary</b>	<b>TOTAL</b>	<b>0</b>	<b>0</b>	<b>0</b>	<b>0</b>	<b>0</b>	<b>0</b>	<b>0</b>	<b>0</b>	<b>1</b>
<b>Laboratory, Islamabad.</b>	Islamabad	0	0	0	0	0	0	0	0	0
	Punjab	0	0	0	0	0	0	0	0	0
	Sindh R	0	0	0	0	0	0	0	0	0
	Sindh U	0	0	0	0	0	0	0	0	0
	KP	0	0	0	0	0	0	0	0	1
	Balochistan	0	0	0	0	0	0	0	0	0
	AJ&K	0	0	0	0	0	0	0	0	0
	GB	0	0	0	0	0	0	0	0	0
	FATA	0	0	0	0	0	0	0	0	0
<b>26. National Health</b>	<b>G. TOTAL</b>	<b>42</b>	<b>12</b>	<b>2</b>	<b>1</b>	<b>0</b>	<b>0</b>	<b>57</b>	<b>163</b>	
<b>Services Regulations &amp;</b>	<b>TOTAL</b>	<b>6</b>	<b>5</b>	<b>1</b>	<b>0</b>	<b>0</b>	<b>0</b>	<b>12</b>	<b>15</b>	
<b>Coordination Division</b>	Islamabad	2	0	0	0	0	0	2	3	
<b>Main, Islamabad.</b>	Punjab	2	3	1	0	0	0	6	7	
	Sindh R	0	0	0	0	0	0	0	0	
	Sindh U	0	1	0	0	0	0	1	1	
	KP	1	0	0	0	0	0	1	2	
	Balochistan	1	0	0	0	0	0	1	1	
	AJ&K	0	0	0	0	0	0	0	0	
	GB	0	0	0	0	0	0	0	0	
	FATA	0	1	0	0	0	0	1	1	
<b>Directorate of Central</b>	<b>TOTAL</b>	<b>25</b>	<b>0</b>	<b>0</b>	<b>0</b>	<b>0</b>	<b>0</b>	<b>25</b>	<b>98</b>	
<b>Health Establishments,</b>	Islamabad	1	0	0	0	0	0	1	1	
<b>Islamabad.</b>	Punjab	15	0	0	0	0	0	15	24	
	Sindh R	3	0	0	0	0	0	3	6	
	Sindh U	2	0	0	0	0	0	2	58	
	KP	2	0	0	0	0	0	2	6	
	Balochistan	1	0	0	0	0	0	1	2	
	AJ&K	0	0	0	0	0	0	0	0	
	GB	1	0	0	0	0	0	1	1	
	FATA	0	0	0	0	0	0	0	0	

TABLE-31

## DOMICILE WISE ACTUAL STRENGTH OF FEMALE EMPLOYEES BY BASIC SCALE AND DIVISIONS / ATTACHED DEPARTMENTS / SUBORDINATE OFFICES

DIVISION/OFFICE	DOMICILE	BASIC SCALE 1 to 16																
		1	2	3	4	5	6	7	8	9	10	11	12	13	14	15	16	TOTAL
<b>Directorate of Malaria</b>	<b>TOTAL</b>	0	0	0	0	0	0	0	0	0	0	0	0	0	0	0	0	0
<b>Control, Islamabad.</b>	Islamabad	0	0	0	0	0	0	0	0	0	0	0	0	0	0	0	0	0
	Punjab	0	0	0	0	0	0	0	0	0	0	0	0	0	0	0	0	0
	Sindh R	0	0	0	0	0	0	0	0	0	0	0	0	0	0	0	0	0
	Sindh U	0	0	0	0	0	0	0	0	0	0	0	0	0	0	0	0	0
	KP	0	0	0	0	0	0	0	0	0	0	0	0	0	0	0	0	0
	Balochistan	0	0	0	0	0	0	0	0	0	0	0	0	0	0	0	0	0
	AJ&K	0	0	0	0	0	0	0	0	0	0	0	0	0	0	0	0	0
	GB	0	0	0	0	0	0	0	0	0	0	0	0	0	0	0	0	0
	FATA	0	0	0	0	0	0	0	0	0	0	0	0	0	0	0	0	0
<b>Directorate of Central</b>	<b>TOTAL</b>	0	0	0	0	0	0	0	0	0	0	0	0	0	0	0	0	0
<b>Warehouse &amp; Supplies,</b>	Islamabad	0	0	0	0	0	0	0	0	0	0	0	0	0	0	0	0	0
<b>Karachi.</b>	Punjab	0	0	0	0	0	0	0	0	0	0	0	0	0	0	0	0	0
	Sindh R	0	0	0	0	0	0	0	0	0	0	0	0	0	0	0	0	0
	Sindh U	0	0	0	0	0	0	0	0	0	0	0	0	0	0	0	0	0
	KP	0	0	0	0	0	0	0	0	0	0	0	0	0	0	0	0	0
	Balochistan	0	0	0	0	0	0	0	0	0	0	0	0	0	0	0	0	0
	AJ&K	0	0	0	0	0	0	0	0	0	0	0	0	0	0	0	0	0
	GB	0	0	0	0	0	0	0	0	0	0	0	0	0	0	0	0	0
	FATA	0	0	0	0	0	0	0	0	0	0	0	0	0	0	0	0	0
<b>Expanded Programme on</b>	<b>TOTAL</b>	0	0	0	0	0	0	0	0	0	0	1	0	0	2	0	0	3
<b>Immunization, Islamabad.</b>	Islamabad	0	0	0	0	0	0	0	0	0	0	1	0	0	0	0	0	1
	Punjab	0	0	0	0	0	0	0	0	0	0	0	0	2	0	0	0	2
	Sindh R	0	0	0	0	0	0	0	0	0	0	0	0	0	0	0	0	0
	Sindh U	0	0	0	0	0	0	0	0	0	0	0	0	0	0	0	0	0
	KP	0	0	0	0	0	0	0	0	0	0	0	0	0	0	0	0	0
	Balochistan	0	0	0	0	0	0	0	0	0	0	0	0	0	0	0	0	0
	AJ&K	0	0	0	0	0	0	0	0	0	0	0	0	0	0	0	0	0
	GB	0	0	0	0	0	0	0	0	0	0	0	0	0	0	0	0	0
	FATA	0	0	0	0	0	0	0	0	0	0	0	0	0	0	0	0	0
<b>National Aids Control</b>	<b>TOTAL</b>	0	0	0	0	0	0	0	0	0	0	0	0	0	0	0	0	0
<b>Programme, Islamabad.</b>	Islamabad	0	0	0	0	0	0	0	0	0	0	0	0	0	0	0	0	0
	Punjab	0	0	0	0	0	0	0	0	0	0	0	0	0	0	0	0	0
	Sindh R	0	0	0	0	0	0	0	0	0	0	0	0	0	0	0	0	0
	Sindh U	0	0	0	0	0	0	0	0	0	0	0	0	0	0	0	0	0
	KP	0	0	0	0	0	0	0	0	0	0	0	0	0	0	0	0	0
	Balochistan	0	0	0	0	0	0	0	0	0	0	0	0	0	0	0	0	0
	AJ&K	0	0	0	0	0	0	0	0	0	0	0	0	0	0	0	0	0
	GB	0	0	0	0	0	0	0	0	0	0	0	0	0	0	0	0	0
	FATA	0	0	0	0	0	0	0	0	0	0	0	0	0	0	0	0	0

TABLE-31										
DOMICILE WISE ACTUAL STRENGTH OF FEMALE EMPLOYEES BY BASIC SCALE AND DIVISIONS / ATTACHED DEPARTMENTS / SUBORDINATE OFFICES										
DIVISION/OFFICE	DOMICILE	BASIC SCALE 17 to 22							G.TOTAL BS 1-22	
		17	18	19	20	21	22	TOTAL		
<b>Directorate of Malaria</b>	<b>TOTAL</b>	<b>0</b>	<b>0</b>	<b>0</b>	<b>0</b>	<b>0</b>	<b>0</b>	<b>0</b>	<b>0</b>	<b>0</b>
<b>Control, Islamabad.</b>	Islamabad	0	0	0	0	0	0	0	0	0
	Punjab	0	0	0	0	0	0	0	0	0
	Sindh R	0	0	0	0	0	0	0	0	0
	Sindh U	0	0	0	0	0	0	0	0	0
	KP	0	0	0	0	0	0	0	0	0
	Balochistan	0	0	0	0	0	0	0	0	0
	AJ&K	0	0	0	0	0	0	0	0	0
	GB	0	0	0	0	0	0	0	0	0
	FATA	0	0	0	0	0	0	0	0	0
<b>Directorate of Central</b>	<b>TOTAL</b>	<b>0</b>	<b>0</b>	<b>0</b>	<b>0</b>	<b>0</b>	<b>0</b>	<b>0</b>	<b>0</b>	<b>0</b>
<b>Warehouse &amp; Supplies,</b>	Islamabad	0	0	0	0	0	0	0	0	0
<b>Karachi.</b>	Punjab	0	0	0	0	0	0	0	0	0
	Sindh R	0	0	0	0	0	0	0	0	0
	Sindh U	0	0	0	0	0	0	0	0	0
	KP	0	0	0	0	0	0	0	0	0
	Balochistan	0	0	0	0	0	0	0	0	0
	AJ&K	0	0	0	0	0	0	0	0	0
	GB	0	0	0	0	0	0	0	0	0
	FATA	0	0	0	0	0	0	0	0	0
<b>Expanded Programme</b>	<b>TOTAL</b>	<b>2</b>	<b>1</b>	<b>0</b>	<b>0</b>	<b>0</b>	<b>0</b>	<b>3</b>	<b>6</b>	
<b>on Immunization,</b>	Islamabad	0	0	0	0	0	0	0	0	1
<b>Islamabad.</b>	Punjab	2	1	0	0	0	0	3	5	
	Sindh R	0	0	0	0	0	0	0	0	0
	Sindh U	0	0	0	0	0	0	0	0	0
	KP	0	0	0	0	0	0	0	0	0
	Balochistan	0	0	0	0	0	0	0	0	0
	AJ&K	0	0	0	0	0	0	0	0	0
	GB	0	0	0	0	0	0	0	0	0
	FATA	0	0	0	0	0	0	0	0	0
<b>National Aids Control</b>	<b>TOTAL</b>	<b>1</b>	<b>0</b>	<b>0</b>	<b>0</b>	<b>0</b>	<b>0</b>	<b>1</b>	<b>1</b>	
<b>Programme, Islamabad.</b>	Islamabad	0	0	0	0	0	0	0	0	0
	Punjab	1	0	0	0	0	0	1	1	
	Sindh R	0	0	0	0	0	0	0	0	0
	Sindh U	0	0	0	0	0	0	0	0	0
	KP	0	0	0	0	0	0	0	0	0
	Balochistan	0	0	0	0	0	0	0	0	0
	AJ&K	0	0	0	0	0	0	0	0	0
	GB	0	0	0	0	0	0	0	0	0
	FATA	0	0	0	0	0	0	0	0	0

TABLE-31

## DOMICILE WISE ACTUAL STRENGTH OF FEMALE EMPLOYEES BY BASIC SCALE AND DIVISIONS / ATTACHED DEPARTMENTS / SUBORDINATE OFFICES

DIVISION/OFFICE	DOMICILE	BASIC SCALE 1 to 16																
		1	2	3	4	5	6	7	8	9	10	11	12	13	14	15	16	TOTAL
<b>National Health</b>	<b>TOTAL</b>	0	0	0	0	0	0	0	0	0	0	0	0	0	0	0	0	0
<b>Information Resource</b>	Islamabad	0	0	0	0	0	0	0	0	0	0	0	0	0	0	0	0	0
<b>Centre, Islamabad.</b>	Punjab	0	0	0	0	0	0	0	0	0	0	0	0	0	0	0	0	0
	Sindh R	0	0	0	0	0	0	0	0	0	0	0	0	0	0	0	0	0
	Sindh U	0	0	0	0	0	0	0	0	0	0	0	0	0	0	0	0	0
	KP	0	0	0	0	0	0	0	0	0	0	0	0	0	0	0	0	0
	Balochistan	0	0	0	0	0	0	0	0	0	0	0	0	0	0	0	0	0
	AJ&K	0	0	0	0	0	0	0	0	0	0	0	0	0	0	0	0	0
	GB	0	0	0	0	0	0	0	0	0	0	0	0	0	0	0	0	0
	FATA	0	0	0	0	0	0	0	0	0	0	0	0	0	0	0	0	0
<b>National Health</b>	<b>TOTAL</b>	0	1	0	0	0	0	0	0	1	0	0	0	0	0	0	0	2
<b>Emergency</b>	Islamabad	0	0	0	0	0	0	0	0	0	0	0	0	0	0	0	0	0
<b>Preparedness &amp;</b>	Punjab	0	1	0	0	0	0	0	0	0	0	0	0	0	0	0	0	1
<b>Response Network,</b>	Sindh R	0	0	0	0	0	0	0	0	0	0	0	0	0	0	0	0	0
<b>Islamabad.</b>	Sindh U	0	0	0	0	0	0	0	0	0	0	0	0	0	0	0	0	0
	KP	0	0	0	0	0	0	0	0	0	0	0	0	0	0	0	0	0
	Balochistan	0	0	0	0	0	0	0	0	0	0	0	0	0	0	0	0	0
	AJ&K	0	0	0	0	0	0	0	0	1	0	0	0	0	0	0	0	1
	GB	0	0	0	0	0	0	0	0	0	0	0	0	0	0	0	0	0
	FATA	0	0	0	0	0	0	0	0	0	0	0	0	0	0	0	0	0
<b>National Research</b>	<b>TOTAL</b>	0	3	2	0	0	0	1	4	0	0	2	0	0	3	0	1	16
<b>Institute Fertility Care,</b>	Islamabad	0	0	0	0	0	0	0	0	0	0	0	0	0	0	0	0	0
<b>Karachi.</b>	Punjab	0	0	0	0	0	0	0	0	0	0	0	0	0	1	0	0	1
	Sindh R	0	0	0	0	0	0	1	2	0	0	0	0	0	1	0	0	4
	Sindh U	0	3	2	0	0	0	0	2	0	0	2	0	0	1	0	1	11
	KP	0	0	0	0	0	0	0	0	0	0	0	0	0	0	0	0	0
	Balochistan	0	0	0	0	0	0	0	0	0	0	0	0	0	0	0	0	0
	AJ&K	0	0	0	0	0	0	0	0	0	0	0	0	0	0	0	0	0
	GB	0	0	0	0	0	0	0	0	0	0	0	0	0	0	0	0	0
	FATA	0	0	0	0	0	0	0	0	0	0	0	0	0	0	0	0	0
<b>National Institute</b>	<b>TOTAL</b>	0	0	0	0	0	0	0	0	0	0	0	0	0	1	0	1	2
<b>of Population Studies,</b>	Islamabad	0	0	0	0	0	0	0	0	0	0	0	0	0	0	0	0	0
<b>Islamabad.</b>	Punjab	0	0	0	0	0	0	0	0	0	0	0	0	0	1	0	1	2
	Sindh R	0	0	0	0	0	0	0	0	0	0	0	0	0	0	0	0	0
	Sindh U	0	0	0	0	0	0	0	0	0	0	0	0	0	0	0	0	0
	KP	0	0	0	0	0	0	0	0	0	0	0	0	0	0	0	0	0
	Balochistan	0	0	0	0	0	0	0	0	0	0	0	0	0	0	0	0	0
	AJ&K	0	0	0	0	0	0	0	0	0	0	0	0	0	0	0	0	0
	GB	0	0	0	0	0	0	0	0	0	0	0	0	0	0	0	0	0
	FATA	0	0	0	0	0	0	0	0	0	0	0	0	0	0	0	0	0

TABLE-31										
DOMICILE WISE ACTUAL STRENGTH OF FEMALE EMPLOYEES BY BASIC SCALE AND DIVISIONS / ATTACHED DEPARTMENTS / SUBORDINATE OFFICES										
DIVISION/OFFICE	DOMICILE	BASIC SCALE 17 to 22							G.TOTAL BS 1-22	
		17	18	19	20	21	22	TOTAL		
<b>National Health</b>	<b>TOTAL</b>	<b>0</b>	<b>0</b>	<b>0</b>	<b>0</b>	<b>0</b>	<b>0</b>	<b>0</b>	<b>0</b>	<b>0</b>
<b>Information Resource</b>	Islamabad	0	0	0	0	0	0	0	0	0
<b>Centre, Islamabad.</b>	Punjab	0	0	0	0	0	0	0	0	0
	Sindh R	0	0	0	0	0	0	0	0	0
	Sindh U	0	0	0	0	0	0	0	0	0
	KP	0	0	0	0	0	0	0	0	0
	Balochistan	0	0	0	0	0	0	0	0	0
	AJ&K	0	0	0	0	0	0	0	0	0
	GB	0	0	0	0	0	0	0	0	0
	FATA	0	0	0	0	0	0	0	0	0
<b>National Health</b>	<b>TOTAL</b>	<b>0</b>	<b>2</b>	<b>0</b>	<b>0</b>	<b>0</b>	<b>0</b>	<b>2</b>	<b>4</b>	<b>4</b>
<b>Emergency Preparedness</b>	Islamabad	0	0	0	0	0	0	0	0	0
<b>&amp; Response</b>	Punjab	0	2	0	0	0	0	2	3	3
<b>Network, Islamabad.</b>	Sindh R	0	0	0	0	0	0	0	0	0
	Sindh U	0	0	0	0	0	0	0	0	0
	KP	0	0	0	0	0	0	0	0	0
	Balochistan	0	0	0	0	0	0	0	0	0
	AJ&K	0	0	0	0	0	0	0	0	1
	GB	0	0	0	0	0	0	0	0	0
	FATA	0	0	0	0	0	0	0	0	0
<b>National Research</b>	<b>TOTAL</b>	<b>1</b>	<b>2</b>	<b>0</b>	<b>0</b>	<b>0</b>	<b>0</b>	<b>3</b>	<b>19</b>	<b>19</b>
<b>Institute Fertility Care,</b>	Islamabad	1	0	0	0	0	0	1	1	1
<b>Karachi.</b>	Punjab	0	0	0	0	0	0	0	1	1
	Sindh R	0	0	0	0	0	0	0	4	4
	Sindh U	0	1	0	0	0	0	1	12	12
	KP	0	0	0	0	0	0	0	0	0
	Balochistan	0	1	0	0	0	0	1	1	1
	AJ&K	0	0	0	0	0	0	0	0	0
	GB	0	0	0	0	0	0	0	0	0
	FATA	0	0	0	0	0	0	0	0	0
<b>National Institute</b>	<b>TOTAL</b>	<b>1</b>	<b>1</b>	<b>1</b>	<b>1</b>	<b>0</b>	<b>0</b>	<b>4</b>	<b>6</b>	<b>6</b>
<b>of Population Studies,</b>	Islamabad	0	0	0	0	0	0	0	0	0
<b>Islamabad.</b>	Punjab	1	1	0	1	0	0	3	5	5
	Sindh R	0	0	1	0	0	0	1	1	1
	Sindh U	0	0	0	0	0	0	0	0	0
	KP	0	0	0	0	0	0	0	0	0
	Balochistan	0	0	0	0	0	0	0	0	0
	AJ&K	0	0	0	0	0	0	0	0	0
	GB	0	0	0	0	0	0	0	0	0
	FATA	0	0	0	0	0	0	0	0	0

TABLE-31

## DOMICILE WISE ACTUAL STRENGTH OF FEMALE EMPLOYEES BY BASIC SCALE AND DIVISIONS / ATTACHED DEPARTMENTS / SUBORDINATE OFFICES

DIVISION/OFFICE	DOMICILE	BASIC SCALE 1 to 16																
		1	2	3	4	5	6	7	8	9	10	11	12	13	14	15	16	TOTAL
Regional Training Institute, Islamabad.	TOTAL	0	0	2	0	1	0	0	2	0	0	1	0	0	1	0	0	7
	Islamabad	0	0	0	0	1	0	0	0	0	0	0	0	0	0	0	0	1
	Punjab	0	0	1	0	0	0	0	2	0	0	1	0	0	0	0	0	4
	Sindh R	0	0	0	0	0	0	0	0	0	0	0	0	0	0	0	0	0
	Sindh U	0	0	0	0	0	0	0	0	0	0	0	0	0	0	0	0	0
	KP	0	0	1	0	0	0	0	0	0	0	0	0	0	0	1	0	2
	Balochistan	0	0	0	0	0	0	0	0	0	0	0	0	0	0	0	0	0
	AJ&K	0	0	0	0	0	0	0	0	0	0	0	0	0	0	0	0	0
	GB	0	0	0	0	0	0	0	0	0	0	0	0	0	0	0	0	0
FATA	0	0	0	0	0	0	0	0	0	0	0	0	0	0	0	0	0	
<b>27. National History &amp; Literary Heritage Division</b>	<b>G. TOTAL</b>	<b>2</b>	<b>2</b>	<b>0</b>	<b>0</b>	<b>1</b>	<b>0</b>	<b>0</b>	<b>0</b>	<b>2</b>	<b>0</b>	<b>1</b>	<b>3</b>	<b>0</b>	<b>1</b>	<b>2</b>	<b>5</b>	<b>19</b>
Main, Islamabad.	TOTAL	0	0	0	0	0	0	0	0	0	0	0	0	0	0	2	0	2
	Islamabad	0	0	0	0	0	0	0	0	0	0	0	0	0	0	0	0	0
	Punjab	0	0	0	0	0	0	0	0	0	0	0	0	0	0	1	0	1
	Sindh R	0	0	0	0	0	0	0	0	0	0	0	0	0	0	1	0	1
	Sindh U	0	0	0	0	0	0	0	0	0	0	0	0	0	0	0	0	0
	KP	0	0	0	0	0	0	0	0	0	0	0	0	0	0	0	0	0
	Balochistan	0	0	0	0	0	0	0	0	0	0	0	0	0	0	0	0	0
	AJ&K	0	0	0	0	0	0	0	0	0	0	0	0	0	0	0	0	0
	GB	0	0	0	0	0	0	0	0	0	0	0	0	0	0	0	0	0
FATA	0	0	0	0	0	0	0	0	0	0	0	0	0	0	0	0	0	
Department of Archaeology & Museums, Islamabad.	TOTAL	1	0	0	0	0	0	0	0	1	0	0	0	0	1	0	0	3
Islamabad.	Islamabad	1	0	0	0	0	0	0	0	0	0	0	0	0	0	0	0	1
	Punjab	0	0	0	0	0	0	0	0	1	0	0	0	0	1	0	0	2
	Sindh R	0	0	0	0	0	0	0	0	0	0	0	0	0	0	0	0	0
	Sindh U	0	0	0	0	0	0	0	0	0	0	0	0	0	0	0	0	0
	KP	0	0	0	0	0	0	0	0	0	0	0	0	0	0	0	0	0
	Balochistan	0	0	0	0	0	0	0	0	0	0	0	0	0	0	0	0	0
	AJ&K	0	0	0	0	0	0	0	0	0	0	0	0	0	0	0	0	0
	GB	0	0	0	0	0	0	0	0	0	0	0	0	0	0	0	0	0
	FATA	0	0	0	0	0	0	0	0	0	0	0	0	0	0	0	0	0
National Language	TOTAL	0	0	0	0	0	0	0	0	0	0	0	0	0	0	3	3	
Promotion Department, Islamabad.	Islamabad	0	0	0	0	0	0	0	0	0	0	0	0	0	0	0	0	0
	Punjab	0	0	0	0	0	0	0	0	0	0	0	0	0	0	0	3	3
	Sindh R	0	0	0	0	0	0	0	0	0	0	0	0	0	0	0	0	0
	Sindh U	0	0	0	0	0	0	0	0	0	0	0	0	0	0	0	0	0
	KP	0	0	0	0	0	0	0	0	0	0	0	0	0	0	0	0	0
	Balochistan	0	0	0	0	0	0	0	0	0	0	0	0	0	0	0	0	0
	AJ&K	0	0	0	0	0	0	0	0	0	0	0	0	0	0	0	0	0
	GB	0	0	0	0	0	0	0	0	0	0	0	0	0	0	0	0	0
	FATA	0	0	0	0	0	0	0	0	0	0	0	0	0	0	0	0	0

TABLE-31										
DOMICILE WISE ACTUAL STRENGTH OF FEMALE EMPLOYEES BY BASIC SCALE AND DIVISIONS / ATTACHED DEPARTMENTS / SUBORDINATE OFFICES										
DIVISION/OFFICE	DOMICILE	BASIC SCALE 17 to 22							G.TOTAL BS 1-22	
		17	18	19	20	21	22	TOTAL		
<b>Regional Training Institute,</b>	<b>TOTAL</b>	<b>6</b>	<b>1</b>	<b>0</b>	<b>0</b>	<b>0</b>	<b>0</b>	<b>0</b>	<b>7</b>	<b>14</b>
<b>Islamabad.</b>	Islamabad	0	0	0	0	0	0	0	0	1
	Punjab	4	0	0	0	0	0	0	4	8
	Sindh R	0	0	0	0	0	0	0	0	0
	Sindh U	0	0	0	0	0	0	0	0	0
	KP	0	0	0	0	0	0	0	0	2
	Balochistan	1	0	0	0	0	0	0	1	1
	AJ&K	1	0	0	0	0	0	0	1	1
	GB	0	0	0	0	0	0	0	0	0
	FATA	0	1	0	0	0	0	0	1	1
<b>27. National History &amp;</b>	<b>G. TOTAL</b>	<b>4</b>	<b>3</b>	<b>1</b>	<b>1</b>	<b>0</b>	<b>0</b>	<b>0</b>	<b>9</b>	<b>28</b>
<b>Literary Heritage Division</b>	<b>TOTAL</b>	<b>0</b>	<b>1</b>	<b>0</b>	<b>0</b>	<b>0</b>	<b>0</b>	<b>0</b>	<b>1</b>	<b>3</b>
<b>Main, Islamabad.</b>	Islamabad	0	0	0	0	0	0	0	0	0
	Punjab	0	0	0	0	0	0	0	0	1
	Sindh R	0	0	0	0	0	0	0	0	1
	Sindh U	0	0	0	0	0	0	0	0	0
	KP	0	1	0	0	0	0	0	1	1
	Balochistan	0	0	0	0	0	0	0	0	0
	AJ&K	0	0	0	0	0	0	0	0	0
	GB	0	0	0	0	0	0	0	0	0
	FATA	0	0	0	0	0	0	0	0	0
<b>Department of</b>	<b>TOTAL</b>	<b>0</b>	<b>0</b>	<b>0</b>	<b>0</b>	<b>0</b>	<b>0</b>	<b>0</b>	<b>0</b>	<b>3</b>
<b>Archaeology &amp; Museums</b>	Islamabad	0	0	0	0	0	0	0	0	1
<b>Islamabad.</b>	Punjab	0	0	0	0	0	0	0	0	2
	Sindh R	0	0	0	0	0	0	0	0	0
	Sindh U	0	0	0	0	0	0	0	0	0
	KP	0	0	0	0	0	0	0	0	0
	Balochistan	0	0	0	0	0	0	0	0	0
	AJ&K	0	0	0	0	0	0	0	0	0
	GB	0	0	0	0	0	0	0	0	0
	FATA	0	0	0	0	0	0	0	0	0
<b>National Language</b>	<b>TOTAL</b>	<b>1</b>	<b>1</b>	<b>1</b>	<b>1</b>	<b>0</b>	<b>0</b>	<b>0</b>	<b>4</b>	<b>7</b>
<b>Promotion Department,</b>	Islamabad	0	0	0	0	0	0	0	0	0
<b>Islamabad.</b>	Punjab	0	1	1	0	0	0	0	2	5
	Sindh R	1	0	0	0	0	0	0	1	1
	Sindh U	0	0	0	0	0	0	0	0	0
	KP	0	0	0	1	0	0	0	1	1
	Balochistan	0	0	0	0	0	0	0	0	0
	AJ&K	0	0	0	0	0	0	0	0	0
	GB	0	0	0	0	0	0	0	0	0
	FATA	0	0	0	0	0	0	0	0	0



TABLE-31

## DOMICILE WISE ACTUAL STRENGTH OF FEMALE EMPLOYEES BY BASIC SCALE AND DIVISIONS / ATTACHED DEPARTMENTS / SUBORDINATE OFFICES

DIVISION/OFFICE	DOMICILE	BASIC SCALE 1 to 16																
		1	2	3	4	5	6	7	8	9	10	11	12	13	14	15	16	TOTAL
<b>National Library of Pakistan,</b> <b>Islamabad.</b>	<b>TOTAL</b>	<b>1</b>	<b>2</b>	<b>0</b>	<b>0</b>	<b>1</b>	<b>0</b>	<b>0</b>	<b>0</b>	<b>1</b>	<b>0</b>	<b>0</b>	<b>2</b>	<b>0</b>	<b>0</b>	<b>0</b>	<b>1</b>	<b>8</b>
	Islamabad	1	2	0	0	1	0	0	0	0	0	0	0	0	0	0	0	4
	Punjab	0	0	0	0	0	0	0	0	0	0	0	2	0	0	0	1	3
	Sindh R	0	0	0	0	0	0	0	0	0	0	0	0	0	0	0	0	0
	Sindh U	0	0	0	0	0	0	0	0	0	0	0	0	0	0	0	0	0
	KP	0	0	0	0	0	0	0	0	0	0	0	0	0	0	0	0	0
	Balochistan	0	0	0	0	0	0	0	0	1	0	0	0	0	0	0	0	1
	AJ&K	0	0	0	0	0	0	0	0	0	0	0	0	0	0	0	0	0
	GB	0	0	0	0	0	0	0	0	0	0	0	0	0	0	0	0	0
	FATA	0	0	0	0	0	0	0	0	0	0	0	0	0	0	0	0	0
<b>Urdu Dictionary Board,</b> <b>Karachi.</b>	<b>TOTAL</b>	<b>0</b>	<b>0</b>	<b>0</b>	<b>0</b>	<b>0</b>	<b>0</b>	<b>0</b>	<b>0</b>	<b>0</b>	<b>0</b>	<b>0</b>	<b>0</b>	<b>0</b>	<b>0</b>	<b>0</b>	<b>1</b>	<b>1</b>
Islamabad	0	0	0	0	0	0	0	0	0	0	0	0	0	0	0	0	0	0
Punjab	0	0	0	0	0	0	0	0	0	0	0	0	0	0	0	0	1	1
Sindh R	0	0	0	0	0	0	0	0	0	0	0	0	0	0	0	0	0	0
Sindh U	0	0	0	0	0	0	0	0	0	0	0	0	0	0	0	0	0	0
KP	0	0	0	0	0	0	0	0	0	0	0	0	0	0	0	0	0	0
Balochistan	0	0	0	0	0	0	0	0	0	0	0	0	0	0	0	0	0	0
AJ&K	0	0	0	0	0	0	0	0	0	0	0	0	0	0	0	0	0	0
GB	0	0	0	0	0	0	0	0	0	0	0	0	0	0	0	0	0	0
FATA	0	0	0	0	0	0	0	0	0	0	0	0	0	0	0	0	0	0
<b>Urdu Science Board,</b> <b>Lahore.</b>	<b>TOTAL</b>	<b>0</b>	<b>0</b>	<b>0</b>	<b>0</b>	<b>0</b>	<b>0</b>	<b>0</b>	<b>0</b>	<b>0</b>	<b>0</b>	<b>1</b>	<b>1</b>	<b>0</b>	<b>0</b>	<b>0</b>	<b>0</b>	<b>2</b>
Islamabad	0	0	0	0	0	0	0	0	0	0	0	0	0	0	0	0	0	0
Punjab	0	0	0	0	0	0	0	0	0	0	0	1	1	0	0	0	0	2
Sindh R	0	0	0	0	0	0	0	0	0	0	0	0	0	0	0	0	0	0
Sindh U	0	0	0	0	0	0	0	0	0	0	0	0	0	0	0	0	0	0
KP	0	0	0	0	0	0	0	0	0	0	0	0	0	0	0	0	0	0
Balochistan	0	0	0	0	0	0	0	0	0	0	0	0	0	0	0	0	0	0
AJ&K	0	0	0	0	0	0	0	0	0	0	0	0	0	0	0	0	0	0
GB	0	0	0	0	0	0	0	0	0	0	0	0	0	0	0	0	0	0
FATA	0	0	0	0	0	0	0	0	0	0	0	0	0	0	0	0	0	0
<b>28. National Security</b> <b>Division, Islamabad.</b>	<b>TOTAL</b>	<b>0</b>	<b>0</b>	<b>0</b>	<b>0</b>	<b>0</b>	<b>0</b>	<b>0</b>	<b>0</b>	<b>0</b>	<b>0</b>	<b>0</b>	<b>0</b>	<b>0</b>	<b>0</b>	<b>0</b>	<b>0</b>	<b>0</b>
Islamabad	0	0	0	0	0	0	0	0	0	0	0	0	0	0	0	0	0	0
Punjab	0	0	0	0	0	0	0	0	0	0	0	0	0	0	0	0	0	0
Sindh R	0	0	0	0	0	0	0	0	0	0	0	0	0	0	0	0	0	0
Sindh U	0	0	0	0	0	0	0	0	0	0	0	0	0	0	0	0	0	0
KP	0	0	0	0	0	0	0	0	0	0	0	0	0	0	0	0	0	0
Balochistan	0	0	0	0	0	0	0	0	0	0	0	0	0	0	0	0	0	0
AJ&K	0	0	0	0	0	0	0	0	0	0	0	0	0	0	0	0	0	0
GB	0	0	0	0	0	0	0	0	0	0	0	0	0	0	0	0	0	0
FATA	0	0	0	0	0	0	0	0	0	0	0	0	0	0	0	0	0	0

TABLE-31										
DOMICILE WISE ACTUAL STRENGTH OF FEMALE EMPLOYEES BY BASIC SCALE AND DIVISIONS / ATTACHED DEPARTMENTS / SUBORDINATE OFFICES										
DIVISION/OFFICE	DOMICILE	BASIC SCALE 17 to 22							G.TOTAL BS 1-22	
		17	18	19	20	21	22	TOTAL		
<b>National Library of Pakistan, Islamabad.</b>	<b>TOTAL</b>	<b>0</b>	<b>0</b>	<b>0</b>	<b>0</b>	<b>0</b>	<b>0</b>	<b>0</b>	<b>0</b>	<b>8</b>
	Islamabad	0	0	0	0	0	0	0	0	4
	Punjab	0	0	0	0	0	0	0	0	3
	Sindh R	0	0	0	0	0	0	0	0	0
	Sindh U	0	0	0	0	0	0	0	0	0
	KP	0	0	0	0	0	0	0	0	0
	Balochistan	0	0	0	0	0	0	0	0	1
	AJ&K	0	0	0	0	0	0	0	0	0
	GB	0	0	0	0	0	0	0	0	0
	FATA	0	0	0	0	0	0	0	0	0
<b>Urdu Dictionary Board, Karachi.</b>	<b>TOTAL</b>	<b>1</b>	<b>1</b>	<b>0</b>	<b>0</b>	<b>0</b>	<b>0</b>	<b>0</b>	<b>2</b>	<b>3</b>
Islamabad	0	0	0	0	0	0	0	0	0	0
Punjab	0	0	0	0	0	0	0	0	0	1
Sindh R	0	0	0	0	0	0	0	0	0	0
Sindh U	1	1	0	0	0	0	0	2	2	2
KP	0	0	0	0	0	0	0	0	0	0
Balochistan	0	0	0	0	0	0	0	0	0	0
AJ&K	0	0	0	0	0	0	0	0	0	0
GB	0	0	0	0	0	0	0	0	0	0
FATA	0	0	0	0	0	0	0	0	0	0
<b>Urdu Science Board, Lahore.</b>	<b>TOTAL</b>	<b>2</b>	<b>0</b>	<b>0</b>	<b>0</b>	<b>0</b>	<b>0</b>	<b>2</b>	<b>2</b>	<b>4</b>
Islamabad	0	0	0	0	0	0	0	0	0	0
Punjab	2	0	0	0	0	0	0	2	2	4
Sindh R	0	0	0	0	0	0	0	0	0	0
Sindh U	0	0	0	0	0	0	0	0	0	0
KP	0	0	0	0	0	0	0	0	0	0
Balochistan	0	0	0	0	0	0	0	0	0	0
AJ&K	0	0	0	0	0	0	0	0	0	0
GB	0	0	0	0	0	0	0	0	0	0
FATA	0	0	0	0	0	0	0	0	0	0
<b>28. National Security Division, Islamabad.</b>	<b>TOTAL</b>	<b>0</b>	<b>0</b>	<b>0</b>	<b>0</b>	<b>0</b>	<b>0</b>	<b>0</b>	<b>0</b>	<b>0</b>
Islamabad	0	0	0	0	0	0	0	0	0	0
Punjab	0	0	0	0	0	0	0	0	0	0
Sindh R	0	0	0	0	0	0	0	0	0	0
Sindh U	0	0	0	0	0	0	0	0	0	0
KP	0	0	0	0	0	0	0	0	0	0
Balochistan	0	0	0	0	0	0	0	0	0	0
AJ&K	0	0	0	0	0	0	0	0	0	0
GB	0	0	0	0	0	0	0	0	0	0
FATA	0	0	0	0	0	0	0	0	0	0

TABLE-31

## DOMICILE WISE ACTUAL STRENGTH OF FEMALE EMPLOYEES BY BASIC SCALE AND DIVISIONS / ATTACHED DEPARTMENTS / SUBORDINATE OFFICES

DIVISION/OFFICE	DOMICILE	BASIC SCALE 1 to 16																	
		1	2	3	4	5	6	7	8	9	10	11	12	13	14	15	16	TOTAL	
<b>29. Overseas Pakistanis</b>	<b>G. TOTAL</b>	0	0	0	0	0	0	0	1	0	2	0	3	1	0	3	5	8	23
<b>and Human Resource</b>	<b>TOTAL</b>	0	0	0	0	0	0	0	0	0	0	0	1	0	0	2	0	5	8
<b>Development Division</b>	Islamabad	0	0	0	0	0	0	0	0	0	0	0	1	0	0	0	0	1	2
<b>Main, Islamabad.</b>	Punjab	0	0	0	0	0	0	0	0	0	0	0	0	0	0	2	0	3	5
	Sindh R	0	0	0	0	0	0	0	0	0	0	0	0	0	0	0	0	0	0
	Sindh U	0	0	0	0	0	0	0	0	0	0	0	0	0	0	0	0	0	0
	KP	0	0	0	0	0	0	0	0	0	0	0	0	0	0	0	0	0	0
	Balochistan	0	0	0	0	0	0	0	0	0	0	0	0	0	0	0	0	0	0
	AJ&K	0	0	0	0	0	0	0	0	0	0	0	0	0	0	0	0	1	1
	GB	0	0	0	0	0	0	0	0	0	0	0	0	0	0	0	0	0	0
	FATA	0	0	0	0	0	0	0	0	0	0	0	0	0	0	0	0	0	0
<b>Bureau of Emigration &amp;</b>	<b>TOTAL</b>	0	0	0	0	0	0	0	0	0	1	0	2	1	0	1	5	3	13
<b>Overseas Employment,</b>	Islamabad	0	0	0	0	0	0	0	0	0	0	0	0	0	0	0	0	0	0
<b>Islamabad.</b>	Punjab	0	0	0	0	0	0	0	0	0	1	0	0	1	0	0	5	2	9
	Sindh R	0	0	0	0	0	0	0	0	0	0	0	0	0	0	0	0	0	0
	Sindh U	0	0	0	0	0	0	0	0	0	0	0	1	0	0	0	0	1	2
	KP	0	0	0	0	0	0	0	0	0	0	0	0	0	0	1	0	0	1
	Balochistan	0	0	0	0	0	0	0	0	0	0	0	1	0	0	0	0	0	1
	AJ&K	0	0	0	0	0	0	0	0	0	0	0	0	0	0	0	0	0	0
	GB	0	0	0	0	0	0	0	0	0	0	0	0	0	0	0	0	0	0
	FATA	0	0	0	0	0	0	0	0	0	0	0	0	0	0	0	0	0	0
<b>National Industrial</b>	<b>TOTAL</b>	0	0	0	0	0	0	0	1	0	1	0	0	0	0	0	0	0	2
<b>Relations Commission,</b>	Islamabad	0	0	0	0	0	0	0	1	0	1	0	0	0	0	0	0	0	2
<b>Islamabad.</b>	Punjab	0	0	0	0	0	0	0	0	0	0	0	0	0	0	0	0	0	0
	Sindh R	0	0	0	0	0	0	0	0	0	0	0	0	0	0	0	0	0	0
	Sindh U	0	0	0	0	0	0	0	0	0	0	0	0	0	0	0	0	0	0
	KP	0	0	0	0	0	0	0	0	0	0	0	0	0	0	0	0	0	0
	Balochistan	0	0	0	0	0	0	0	0	0	0	0	0	0	0	0	0	0	0
	AJ&K	0	0	0	0	0	0	0	0	0	0	0	0	0	0	0	0	0	0
	GB	0	0	0	0	0	0	0	0	0	0	0	0	0	0	0	0	0	0
	FATA	0	0	0	0	0	0	0	0	0	0	0	0	0	0	0	0	0	0
<b>30. Parliamentary Affairs</b>	<b>TOTAL</b>	0	0	0	0	0	0	0	0	0	1	0	1	0	0	2	1	1	6
<b>Division, Islamabad.</b>	Islamabad	0	0	0	0	0	0	0	0	0	0	0	0	0	0	0	0	0	0
	Punjab	0	0	0	0	0	0	0	0	0	1	0	1	0	0	2	1	0	5
	Sindh R	0	0	0	0	0	0	0	0	0	0	0	0	0	0	0	0	0	0
	Sindh U	0	0	0	0	0	0	0	0	0	0	0	0	0	0	0	0	1	1
	KP	0	0	0	0	0	0	0	0	0	0	0	0	0	0	0	0	0	0
	Balochistan	0	0	0	0	0	0	0	0	0	0	0	0	0	0	0	0	0	0
	AJ&K	0	0	0	0	0	0	0	0	0	0	0	0	0	0	0	0	0	0
	GB	0	0	0	0	0	0	0	0	0	0	0	0	0	0	0	0	0	0
	FATA	0	0	0	0	0	0	0	0	0	0	0	0	0	0	0	0	0	0

TABLE-31										
DOMICILE WISE ACTUAL STRENGTH OF FEMALE EMPLOYEES BY BASIC SCALE AND DIVISIONS / ATTACHED DEPARTMENTS / SUBORDINATE OFFICES										
	DIVISION/OFFICE	DOMICILE	BASIC SCALE 17 to 22						TOTAL	G.TOTAL BS 1-22
			17	18	19	20	21	22		
29	<b>Overseas Pakistanis and</b>	<b>G. TOTAL</b>	4	7	1	0	2	0	14	37
	<b>Human Resource</b>	<b>TOTAL</b>	2	7	0	0	1	0	10	18
	<b>Development Division</b>	Islamabad	0	0	0	0	0	0	0	2
	<b>Main, Islamabad.</b>	Punjab	2	5	0	0	1	0	8	13
		Sindh R	0	1	0	0	0	0	1	1
		Sindh U	0	0	0	0	0	0	0	0
		KP	0	0	0	0	0	0	0	0
		Balochistan	0	0	0	0	0	0	0	0
		AJ&K	0	0	0	0	0	0	0	1
		GB	0	0	0	0	0	0	0	0
		FATA	0	1	0	0	0	0	1	1
	<b>Bureau of Emigration &amp;</b>	<b>TOTAL</b>	1	0	1	0	0	0	2	15
	<b>Overseas Employment</b>	Islamabad	0	0	0	0	0	0	0	0
	<b>Islamabad.</b>	Punjab	0	0	0	0	0	0	0	9
		Sindh R	0	0	0	0	0	0	0	0
		Sindh U	0	0	0	0	0	0	0	2
		KP	0	0	1	0	0	0	1	2
		Balochistan	1	0	0	0	0	0	1	2
		AJ&K	0	0	0	0	0	0	0	0
		GB	0	0	0	0	0	0	0	0
		FATA	0	0	0	0	0	0	0	0
	<b>National Industrial</b>	<b>TOTAL</b>	1	0	0	0	1	0	2	4
	<b>Relations, Commission</b>	Islamabad	0	0	0	0	0	0	0	2
	<b>Islamabad.</b>	Punjab	1	0	0	0	0	0	1	1
		Sindh R	0	0	0	0	0	0	0	0
		Sindh U	0	0	0	0	1	0	1	1
		KP	0	0	0	0	0	0	0	0
		Balochistan	0	0	0	0	0	0	0	0
		AJ&K	0	0	0	0	0	0	0	0
		GB	0	0	0	0	0	0	0	0
		FATA	0	0	0	0	0	0	0	0
30.	<b>Parliamentary Affairs</b>	<b>TOTAL</b>	2	0	1	0	0	0	3	9
	<b>Division, Islamabad.</b>	Islamabad	0	0	0	0	0	0	0	0
		Punjab	2	0	1	0	0	0	3	8
		Sindh R	0	0	0	0	0	0	0	0
		Sindh U	0	0	0	0	0	0	0	1
		KP	0	0	0	0	0	0	0	0
		Balochistan	0	0	0	0	0	0	0	0
		AJ&K	0	0	0	0	0	0	0	0
		GB	0	0	0	0	0	0	0	0
		FATA	0	0	0	0	0	0	0	0

TABLE-31

## DOMICILE WISE ACTUAL STRENGTH OF FEMALE EMPLOYEES BY BASIC SCALE AND DIVISIONS / ATTACHED DEPARTMENTS / SUBORDINATE OFFICES

DIVISION/OFFICE	DOMICILE	BASIC SCALE 1 to 16																	
		1	2	3	4	5	6	7	8	9	10	11	12	13	14	15	16	TOTAL	
<b>31. Petroleum Division</b>	<b>G. TOTAL</b>	1	0	0	0	0	0	0	0	0	6	0	2	0	0	6	4	10	29
<b>Main, Islamabad.</b>	<b>TOTAL</b>	1	0	0	0	0	0	0	0	0	4	0	0	0	0	4	1	7	17
	Islamabad	0	0	0	0	0	0	0	0	0	1	0	0	0	0	0	0	2	3
	Punjab	0	0	0	0	0	0	0	0	0	0	0	0	0	0	3	1	3	7
	Sindh R	0	0	0	0	0	0	0	0	0	0	0	0	0	0	1	0	0	1
	Sindh U	0	0	0	0	0	0	0	0	0	1	0	0	0	0	0	0	2	3
	KP	1	0	0	0	0	0	0	0	0	1	0	0	0	0	0	0	0	2
	Balochistan	0	0	0	0	0	0	0	0	0	0	0	0	0	0	0	0	0	0
	AJ&K	0	0	0	0	0	0	0	0	0	1	0	0	0	0	0	0	0	1
	GB	0	0	0	0	0	0	0	0	0	0	0	0	0	0	0	0	0	0
	FATA	0	0	0	0	0	0	0	0	0	0	0	0	0	0	0	0	0	0
<b>Central Inspectorate of</b>	<b>TOTAL</b>	0	0	0	0	0	0	0	0	0	0	0	0	0	0	0	0	0	0
<b>Mines, Islamabad.</b>	Islamabad	0	0	0	0	0	0	0	0	0	0	0	0	0	0	0	0	0	0
	Punjab	0	0	0	0	0	0	0	0	0	0	0	0	0	0	0	0	0	0
	Sindh R	0	0	0	0	0	0	0	0	0	0	0	0	0	0	0	0	0	0
	Sindh U	0	0	0	0	0	0	0	0	0	0	0	0	0	0	0	0	0	0
	KP	0	0	0	0	0	0	0	0	0	0	0	0	0	0	0	0	0	0
	Balochistan	0	0	0	0	0	0	0	0	0	0	0	0	0	0	0	0	0	0
	AJ&K	0	0	0	0	0	0	0	0	0	0	0	0	0	0	0	0	0	0
	GB	0	0	0	0	0	0	0	0	0	0	0	0	0	0	0	0	0	0
	FATA	0	0	0	0	0	0	0	0	0	0	0	0	0	0	0	0	0	0
<b>Geological Survey of</b>	<b>TOTAL</b>	0	0	0	0	0	0	0	0	0	2	0	2	0	0	2	3	3	12
<b>Pakistan, Quetta.</b>	Islamabad	0	0	0	0	0	0	0	0	0	0	0	0	0	0	0	0	0	0
	Punjab	0	0	0	0	0	0	0	0	0	0	0	0	0	0	1	2	1	4
	Sindh R	0	0	0	0	0	0	0	0	0	1	0	0	0	0	0	0	1	2
	Sindh U	0	0	0	0	0	0	0	0	0	0	0	1	0	0	0	0	1	2
	KP	0	0	0	0	0	0	0	0	0	1	0	0	0	0	0	0	0	1
	Balochistan	0	0	0	0	0	0	0	0	0	0	0	1	0	0	1	1	0	3
	AJ&K	0	0	0	0	0	0	0	0	0	0	0	0	0	0	0	0	0	0
	GB	0	0	0	0	0	0	0	0	0	0	0	0	0	0	0	0	0	0
	FATA	0	0	0	0	0	0	0	0	0	0	0	0	0	0	0	0	0	0
<b>32. Planning Development</b>	<b>G. TOTAL</b>	11	1	0	0	2	0	0	0	0	4	1	5	2	3	9	13	17	68
<b>and Reform Division</b>	<b>TOTAL</b>	11	0	0	0	0	0	0	0	0	3	0	1	0	0	5	8	9	37
<b>Main, Islamabad.</b>	Islamabad	5	0	0	0	0	0	0	0	0	1	0	0	0	0	0	0	0	6
	Punjab	6	0	0	0	0	0	0	0	0	1	0	1	0	0	2	5	8	23
	Sindh R	0	0	0	0	0	0	0	0	0	0	0	0	0	0	0	0	1	1
	Sindh U	0	0	0	0	0	0	0	0	0	1	0	0	0	0	1	1	0	3
	KP	0	0	0	0	0	0	0	0	0	0	0	0	0	0	2	0	0	2
	Balochistan	0	0	0	0	0	0	0	0	0	0	0	0	0	0	2	0	0	2
	AJ&K	0	0	0	0	0	0	0	0	0	0	0	0	0	0	0	0	0	0
	GB	0	0	0	0	0	0	0	0	0	0	0	0	0	0	0	0	0	0
	FATA	0	0	0	0	0	0	0	0	0	0	0	0	0	0	0	0	0	0

TABLE-31										
DOMICILE WISE ACTUAL STRENGTH OF FEMALE EMPLOYEES BY BASIC SCALE AND DIVISIONS / ATTACHED DEPARTMENTS / SUBORDINATE OFFICES										
	DIVISION/OFFICE	DOMICILE	BASIC SCALE 17 to 22						G.TOTAL BS 1-22	
			17	18	19	20	21	22		TOTAL
31.	<b>Petroleum Division</b>	<b>G. TOTAL</b>	<b>19</b>	<b>3</b>	<b>2</b>	<b>0</b>	<b>0</b>	<b>0</b>	<b>24</b>	<b>53</b>
	<b>Main, Islamabad.</b>	<b>TOTAL</b>	<b>1</b>	<b>0</b>	<b>0</b>	<b>0</b>	<b>0</b>	<b>0</b>	<b>1</b>	<b>18</b>
		Islamabad	0	0	0	0	0	0	0	3
		Punjab	0	0	0	0	0	0	0	7
		Sindh R	0	0	0	0	0	0	0	1
		Sindh U	1	0	0	0	0	0	1	4
		KP	0	0	0	0	0	0	0	2
		Balochistan	0	0	0	0	0	0	0	0
		AJ&K	0	0	0	0	0	0	0	1
		GB	0	0	0	0	0	0	0	0
		FATA	0	0	0	0	0	0	0	0
	<b>Central Inspectorate of</b>	<b>TOTAL</b>	<b>0</b>	<b>0</b>	<b>0</b>	<b>0</b>	<b>0</b>	<b>0</b>	<b>0</b>	<b>0</b>
	<b>Mines, Islamabad.</b>	Islamabad	0	0	0	0	0	0	0	0
		Punjab	0	0	0	0	0	0	0	0
		Sindh R	0	0	0	0	0	0	0	0
		Sindh U	0	0	0	0	0	0	0	0
		KP	0	0	0	0	0	0	0	0
		Balochistan	0	0	0	0	0	0	0	0
		AJ&K	0	0	0	0	0	0	0	0
		GB	0	0	0	0	0	0	0	0
		FATA	0	0	0	0	0	0	0	0
	<b>Geological Survey of</b>	<b>TOTAL</b>	<b>18</b>	<b>3</b>	<b>2</b>	<b>0</b>	<b>0</b>	<b>0</b>	<b>23</b>	<b>35</b>
	<b>Pakistan, Quetta.</b>	Islamabad	0	0	0	0	0	0	0	0
		Punjab	12	0	0	0	0	0	12	16
		Sindh R	0	1	0	0	0	0	1	3
		Sindh U	2	2	2	0	0	0	6	8
		KP	2	0	0	0	0	0	2	3
		Balochistan	1	0	0	0	0	0	1	4
		AJ&K	0	0	0	0	0	0	0	0
		GB	0	0	0	0	0	0	0	0
		FATA	1	0	0	0	0	0	1	1
32.	<b>Planning Development</b>	<b>G. TOTAL</b>	<b>22</b>	<b>28</b>	<b>2</b>	<b>0</b>	<b>0</b>	<b>0</b>	<b>52</b>	<b>120</b>
	<b>and Reform Division</b>	<b>TOTAL</b>	<b>19</b>	<b>28</b>	<b>2</b>	<b>0</b>	<b>0</b>	<b>0</b>	<b>49</b>	<b>86</b>
	<b>Main, Islamabad.</b>	Islamabad	0	0	0	0	0	0	0	6
		Punjab	13	19	2	0	0	0	34	57
		Sindh R	0	1	0	0	0	0	1	2
		Sindh U	2	1	0	0	0	0	3	6
		KP	2	4	0	0	0	0	6	8
		Balochistan	1	1	0	0	0	0	2	4
		AJ&K	1	2	0	0	0	0	3	3
		GB	0	0	0	0	0	0	0	0
		FATA	0	0	0	0	0	0	0	0

TABLE-31

## DOMICILE WISE ACTUAL STRENGTH OF FEMALE EMPLOYEES BY BASIC SCALE AND DIVISIONS / ATTACHED DEPARTMENTS / SUBORDINATE OFFICES

DIVISION/OFFICE	DOMICILE	BASIC SCALE 1 to 16																	
		1	2	3	4	5	6	7	8	9	10	11	12	13	14	15	16	TOTAL	
<b>Jawaid Azfar Computer</b>	<b>TOTAL</b>	0	0	0	0	0	0	0	0	0	0	0	0	0	0	0	0	0	
<b>Centre, Islamabad.</b>	Islamabad	0	0	0	0	0	0	0	0	0	0	0	0	0	0	0	0	0	
	Punjab	0	0	0	0	0	0	0	0	0	0	0	0	0	0	0	0	0	
	Sindh R	0	0	0	0	0	0	0	0	0	0	0	0	0	0	0	0	0	
	Sindh U	0	0	0	0	0	0	0	0	0	0	0	0	0	0	0	0	0	
	KP	0	0	0	0	0	0	0	0	0	0	0	0	0	0	0	0	0	
	Balochistan	0	0	0	0	0	0	0	0	0	0	0	0	0	0	0	0	0	
	AJ&K	0	0	0	0	0	0	0	0	0	0	0	0	0	0	0	0	0	
	GB	0	0	0	0	0	0	0	0	0	0	0	0	0	0	0	0	0	
FATA	0	0	0	0	0	0	0	0	0	0	0	0	0	0	0	0	0		
<b>National Logistic Cell,</b>	<b>TOTAL</b>	0	1	0	0	2	0	0	0	1	1	4	2	3	4	5	8	31	
<b>Rawalpindi.</b>	Islamabad	0	0	0	0	0	0	0	0	0	0	0	0	0	0	0	0	0	
	Punjab	0	0	0	0	0	0	0	0	1	0	3	2	3	3	5	6	23	
	Sindh R	0	1	0	0	0	0	0	0	0	0	0	0	0	0	0	1	2	
	Sindh U	0	0	0	0	0	0	0	0	0	0	0	0	0	0	0	0	0	
	KP	0	0	0	0	0	0	0	0	0	0	1	0	0	1	0	0	2	
	Balochistan	0	0	0	0	0	0	0	0	0	0	0	0	0	0	0	1	1	
	AJ&K	0	0	0	0	0	0	0	0	0	1	0	0	0	0	0	0	1	
	GB	0	0	0	0	0	0	0	0	0	0	0	0	0	0	0	0	0	
FATA	0	0	0	0	2	0	0	0	0	0	0	0	0	0	0	0	2		
<b>Pakistan Planning and</b>	<b>TOTAL</b>	0	0	0	0	0	0	0	0	0	0	0	0	0	0	0	0	0	
<b>Management Institute,</b>	Islamabad	0	0	0	0	0	0	0	0	0	0	0	0	0	0	0	0	0	
	<b>Islamabad.</b>	Punjab	0	0	0	0	0	0	0	0	0	0	0	0	0	0	0	0	0
		Sindh R	0	0	0	0	0	0	0	0	0	0	0	0	0	0	0	0	0
		Sindh U	0	0	0	0	0	0	0	0	0	0	0	0	0	0	0	0	0
		KP	0	0	0	0	0	0	0	0	0	0	0	0	0	0	0	0	0
		Balochistan	0	0	0	0	0	0	0	0	0	0	0	0	0	0	0	0	0
		AJ&K	0	0	0	0	0	0	0	0	0	0	0	0	0	0	0	0	0
		GB	0	0	0	0	0	0	0	0	0	0	0	0	0	0	0	0	0
FATA	0	0	0	0	0	0	0	0	0	0	0	0	0	0	0	0	0		
<b>33. Privatization</b>	<b>TOTAL</b>	0	0	0	0	0	0	0	0	0	0	0	0	0	0	0	0	0	
<b>Division, Islamabad.</b>	Islamabad	0	0	0	0	0	0	0	0	0	0	0	0	0	0	0	0	0	
	Punjab	0	0	0	0	0	0	0	0	0	0	0	0	0	0	0	0	0	
	Sindh R	0	0	0	0	0	0	0	0	0	0	0	0	0	0	0	0	0	
	Sindh U	0	0	0	0	0	0	0	0	0	0	0	0	0	0	0	0	0	
	KP	0	0	0	0	0	0	0	0	0	0	0	0	0	0	0	0	0	
	Balochistan	0	0	0	0	0	0	0	0	0	0	0	0	0	0	0	0	0	
	AJ&K	0	0	0	0	0	0	0	0	0	0	0	0	0	0	0	0	0	
	GB	0	0	0	0	0	0	0	0	0	0	0	0	0	0	0	0	0	
FATA	0	0	0	0	0	0	0	0	0	0	0	0	0	0	0	0	0		

TABLE-31										
DOMICILE WISE ACTUAL STRENGTH OF FEMALE EMPLOYEES BY BASIC SCALE AND DIVISIONS / ATTACHED DEPARTMENTS / SUBORDINATE OFFICES										
DIVISION/OFFICE	DOMICILE	BASIC SCALE 17 to 22							G.TOTAL BS 1-22	
		17	18	19	20	21	22	TOTAL		
<b>Jawaid Azfar Computer</b>	<b>TOTAL</b>	<b>0</b>	<b>0</b>	<b>0</b>	<b>0</b>	<b>0</b>	<b>0</b>	<b>0</b>	<b>0</b>	<b>0</b>
<b>Centre, Islamabad.</b>	Islamabad	0	0	0	0	0	0	0	0	0
	Punjab	0	0	0	0	0	0	0	0	0
	Sindh R	0	0	0	0	0	0	0	0	0
	Sindh U	0	0	0	0	0	0	0	0	0
	KP	0	0	0	0	0	0	0	0	0
	Balochistan	0	0	0	0	0	0	0	0	0
	AJ&K	0	0	0	0	0	0	0	0	0
	GB	0	0	0	0	0	0	0	0	0
	FATA	0	0	0	0	0	0	0	0	0
<b>National Logistic Cell,</b>	<b>TOTAL</b>	<b>3</b>	<b>0</b>	<b>0</b>	<b>0</b>	<b>0</b>	<b>0</b>	<b>3</b>	<b>34</b>	
<b>Rawalpindi.</b>	Islamabad	0	0	0	0	0	0	0	0	0
	Punjab	2	0	0	0	0	0	2	25	
	Sindh R	1	0	0	0	0	0	1	3	
	Sindh U	0	0	0	0	0	0	0	0	
	KP	0	0	0	0	0	0	0	2	
	Balochistan	0	0	0	0	0	0	0	1	
	AJ&K	0	0	0	0	0	0	0	1	
	GB	0	0	0	0	0	0	0	0	
	FATA	0	0	0	0	0	0	0	2	
<b>Pakistan Planning and</b>	<b>TOTAL</b>	<b>0</b>	<b>0</b>	<b>0</b>	<b>0</b>	<b>0</b>	<b>0</b>	<b>0</b>	<b>0</b>	
<b>Management Institute,</b>	Islamabad	0	0	0	0	0	0	0	0	
<b>Islamabad.</b>	Punjab	0	0	0	0	0	0	0	0	
	Sindh R	0	0	0	0	0	0	0	0	
	Sindh U	0	0	0	0	0	0	0	0	
	KP	0	0	0	0	0	0	0	0	
	Balochistan	0	0	0	0	0	0	0	0	
	AJ&K	0	0	0	0	0	0	0	0	
	GB	0	0	0	0	0	0	0	0	
	FATA	0	0	0	0	0	0	0	0	
	<b>33. Privatization Division,</b>	<b>TOTAL</b>	<b>1</b>	<b>1</b>	<b>0</b>	<b>0</b>	<b>0</b>	<b>0</b>	<b>2</b>	<b>2</b>
<b>Islamabad.</b>	Islamabad	0	0	0	0	0	0	0	0	
	Punjab	1	1	0	0	0	0	2	2	
	Sindh R	0	0	0	0	0	0	0	0	
	Sindh U	0	0	0	0	0	0	0	0	
	KP	0	0	0	0	0	0	0	0	
	Balochistan	0	0	0	0	0	0	0	0	
	AJ&K	0	0	0	0	0	0	0	0	
	GB	0	0	0	0	0	0	0	0	
	FATA	0	0	0	0	0	0	0	0	



TABLE-31

## DOMICILE WISE ACTUAL STRENGTH OF FEMALE EMPLOYEES BY BASIC SCALE AND DIVISIONS / ATTACHED DEPARTMENTS / SUBORDINATE OFFICES

DIVISION/OFFICE	DOMICILE	BASIC SCALE 1 to 16																
		1	2	3	4	5	6	7	8	9	10	11	12	13	14	15	16	TOTAL
<b>34. Postal Services</b>	<b>G. TOTAL</b>	<b>19</b>	<b>4</b>	<b>21</b>	<b>2</b>	<b>2</b>	<b>3</b>	<b>31</b>	<b>1</b>	<b>534</b>	<b>3</b>	<b>26</b>	<b>23</b>	<b>0</b>	<b>47</b>	<b>0</b>	<b>2</b>	<b>718</b>
<b>Division</b>	<b>TOTAL</b>	<b>0</b>	<b>0</b>	<b>0</b>	<b>0</b>	<b>0</b>	<b>0</b>	<b>0</b>	<b>0</b>	<b>0</b>	<b>0</b>	<b>0</b>	<b>0</b>	<b>0</b>	<b>0</b>	<b>0</b>	<b>0</b>	<b>0</b>
<b>Main, Islamabad.</b>	Islamabad	0	0	0	0	0	0	0	0	0	0	0	0	0	0	0	0	0
	Punjab	0	0	0	0	0	0	0	0	0	0	0	0	0	0	0	0	0
	Sindh R	0	0	0	0	0	0	0	0	0	0	0	0	0	0	0	0	0
	Sindh U	0	0	0	0	0	0	0	0	0	0	0	0	0	0	0	0	0
	KP	0	0	0	0	0	0	0	0	0	0	0	0	0	0	0	0	0
	Balochistan	0	0	0	0	0	0	0	0	0	0	0	0	0	0	0	0	0
	AJ&K	0	0	0	0	0	0	0	0	0	0	0	0	0	0	0	0	0
	GB	0	0	0	0	0	0	0	0	0	0	0	0	0	0	0	0	0
	FATA	0	0	0	0	0	0	0	0	0	0	0	0	0	0	0	0	0
<b>Pakistan Post Office</b>	<b>TOTAL</b>	<b>19</b>	<b>4</b>	<b>21</b>	<b>2</b>	<b>2</b>	<b>3</b>	<b>31</b>	<b>1</b>	<b>534</b>	<b>3</b>	<b>26</b>	<b>23</b>	<b>0</b>	<b>47</b>	<b>0</b>	<b>2</b>	<b>718</b>
<b>Department,</b>	Islamabad	2	0	1	1	0	0	5	0	12	2	0	4	0	0	0	0	27
<b>(Over all Pakistan).</b>	Punjab	12	3	16	0	2	2	20	0	315	1	7	13	0	42	0	2	435
	Sindh R	1	1	3	1	0	0	6	0	128	0	19	4	0	5	0	0	168
	Sindh U	1	0	0	0	0	0	0	0	14	0	0	1	0	0	0	0	16
	KP	1	0	1	0	0	1	0	0	48	0	0	1	0	0	0	0	52
	Balochistan	2	0	0	0	0	0	0	1	11	0	0	0	0	0	0	0	14
	AJ&K	0	0	0	0	0	0	0	0	3	0	0	0	0	0	0	0	3
	GB	0	0	0	0	0	0	0	0	3	0	0	0	0	0	0	0	3
	FATA	0	0	0	0	0	0	0	0	0	0	0	0	0	0	0	0	0
<b>35. Power Division</b>	<b>TOTAL</b>	<b>0</b>	<b>0</b>	<b>0</b>	<b>0</b>	<b>0</b>	<b>0</b>	<b>0</b>	<b>0</b>	<b>0</b>	<b>0</b>	<b>0</b>	<b>0</b>	<b>0</b>	<b>0</b>	<b>0</b>	<b>1</b>	<b>1</b>
<b>Islamabad.</b>	Islamabad	0	0	0	0	0	0	0	0	0	0	0	0	0	0	0	0	0
	Punjab	0	0	0	0	0	0	0	0	0	0	0	0	0	0	0	1	1
	Sindh R	0	0	0	0	0	0	0	0	0	0	0	0	0	0	0	0	0
	Sindh U	0	0	0	0	0	0	0	0	0	0	0	0	0	0	0	0	0
	KP	0	0	0	0	0	0	0	0	0	0	0	0	0	0	0	0	0
	Balochistan	0	0	0	0	0	0	0	0	0	0	0	0	0	0	0	0	0
	AJ&K	0	0	0	0	0	0	0	0	0	0	0	0	0	0	0	0	0
	GB	0	0	0	0	0	0	0	0	0	0	0	0	0	0	0	0	0
	FATA	0	0	0	0	0	0	0	0	0	0	0	0	0	0	0	0	0
<b>36. Religious Affairs and</b>	<b>G. TOTAL</b>	<b>3</b>	<b>3</b>	<b>0</b>	<b>2</b>	<b>0</b>	<b>0</b>	<b>0</b>	<b>0</b>	<b>3</b>	<b>0</b>	<b>2</b>	<b>1</b>	<b>0</b>	<b>1</b>	<b>0</b>	<b>4</b>	<b>19</b>
<b>Inter-faith Harmony</b>	<b>TOTAL</b>	<b>0</b>	<b>0</b>	<b>0</b>	<b>0</b>	<b>0</b>	<b>0</b>	<b>0</b>	<b>0</b>	<b>2</b>	<b>0</b>	<b>2</b>	<b>1</b>	<b>0</b>	<b>1</b>	<b>0</b>	<b>2</b>	<b>8</b>
<b>Division</b>	Islamabad	0	0	0	0	0	0	0	0	0	0	0	0	0	1	0	1	2
<b>Main, Islamabad.</b>	Punjab	0	0	0	0	0	0	0	0	2	0	2	0	0	0	0	1	5
	Sindh R	0	0	0	0	0	0	0	0	0	0	0	1	0	0	0	0	1
	Sindh U	0	0	0	0	0	0	0	0	0	0	0	0	0	0	0	0	0
	KP	0	0	0	0	0	0	0	0	0	0	0	0	0	0	0	0	0
	Balochistan	0	0	0	0	0	0	0	0	0	0	0	0	0	0	0	0	0
	AJ&K	0	0	0	0	0	0	0	0	0	0	0	0	0	0	0	0	0
	GB	0	0	0	0	0	0	0	0	0	0	0	0	0	0	0	0	0
	FATA	0	0	0	0	0	0	0	0	0	0	0	0	0	0	0	0	0

TABLE-31										
DOMICILE WISE ACTUAL STRENGTH OF FEMALE EMPLOYEES BY BASIC SCALE AND DIVISIONS / ATTACHED DEPARTMENTS / SUBORDINATE OFFICES										
	DIVISION/OFFICE	DOMICILE	BASIC SCALE 17 to 22						TOTAL	G.TOTAL BS 1-22
			17	18	19	20	21	22		
34.	<b>Postal Services Division</b>	<b>G. TOTAL</b>	<b>18</b>	<b>9</b>	<b>0</b>	<b>3</b>	<b>1</b>	<b>0</b>	<b>31</b>	<b>749</b>
	<b>Main, Islamabad.</b>	<b>TOTAL</b>	<b>0</b>	<b>1</b>	<b>0</b>	<b>1</b>	<b>0</b>	<b>0</b>	<b>2</b>	<b>2</b>
		Islamabad	0	0	0	0	0	0	0	0
		Punjab	0	1	0	0	0	0	1	1
		Sindh R	0	0	0	0	0	0	0	0
		Sindh U	0	0	0	0	0	0	0	0
		KP	0	0	0	1	0	0	1	1
		Balochistan	0	0	0	0	0	0	0	0
		AJ&K	0	0	0	0	0	0	0	0
		GB	0	0	0	0	0	0	0	0
		FATA	0	0	0	0	0	0	0	0
	<b>Pakistan Post Office Department, (Over all Pakistan).</b>	<b>TOTAL</b>	<b>18</b>	<b>8</b>	<b>0</b>	<b>2</b>	<b>1</b>	<b>0</b>	<b>29</b>	<b>747</b>
		Islamabad	2	0	0	0	0	0	2	29
		Punjab	11	8	0	1	1	0	21	456
		Sindh R	0	0	0	0	0	0	0	168
		Sindh U	1	0	0	0	0	0	1	17
		KP	2	0	0	1	0	0	3	55
		Balochistan	0	0	0	0	0	0	0	14
		AJ&K	2	0	0	0	0	0	2	5
		GB	0	0	0	0	0	0	0	3
		FATA	0	0	0	0	0	0	0	0
35.	<b>Power Division Islamabad.</b>	<b>TOTAL</b>	<b>0</b>	<b>1</b>	<b>0</b>	<b>0</b>	<b>0</b>	<b>0</b>	<b>1</b>	<b>2</b>
		Islamabad	0	0	0	0	0	0	0	0
		Punjab	0	1	0	0	0	0	1	2
		Sindh R	0	0	0	0	0	0	0	0
		Sindh U	0	0	0	0	0	0	0	0
		KP	0	0	0	0	0	0	0	0
		Balochistan	0	0	0	0	0	0	0	0
		AJ&K	0	0	0	0	0	0	0	0
		GB	0	0	0	0	0	0	0	0
		FATA	0	0	0	0	0	0	0	0
36.	<b>Religious Affairs and Inter-faith Harmony Division Main, Islamabad.</b>	<b>G. TOTAL</b>	<b>3</b>	<b>0</b>	<b>0</b>	<b>0</b>	<b>0</b>	<b>0</b>	<b>3</b>	<b>22</b>
		<b>TOTAL</b>	<b>3</b>	<b>0</b>	<b>0</b>	<b>0</b>	<b>0</b>	<b>0</b>	<b>3</b>	<b>11</b>
		Islamabad	0	0	0	0	0	0	0	2
		Punjab	2	0	0	0	0	0	2	7
		Sindh R	0	0	0	0	0	0	0	1
		Sindh U	1	0	0	0	0	0	1	1
		KP	0	0	0	0	0	0	0	0
		Balochistan	0	0	0	0	0	0	0	0
		AJ&K	0	0	0	0	0	0	0	0
		GB	0	0	0	0	0	0	0	0
		FATA	0	0	0	0	0	0	0	0

TABLE-31

## DOMICILE WISE ACTUAL STRENGTH OF FEMALE EMPLOYEES BY BASIC SCALE AND DIVISIONS / ATTACHED DEPARTMENTS / SUBORDINATE OFFICES

DIVISION/OFFICE	DOMICILE	BASIC SCALE 1 to 16																
		1	2	3	4	5	6	7	8	9	10	11	12	13	14	15	16	TOTAL
Directorate of Hajj	TOTAL	3	3	0	2	0	0	0	0	1	0	0	0	0	0	0	2	11
(Over all Pakistan)	Islamabad	0	0	0	0	0	0	0	0	0	0	0	0	0	0	0	0	0
	Punjab	0	0	0	0	0	0	0	0	0	0	0	0	0	0	0	2	2
	Sindh R	3	0	0	2	0	0	0	0	0	0	0	0	0	0	0	0	5
	Sindh U	0	3	0	0	0	0	0	0	1	0	0	0	0	0	0	0	4
	KP	0	0	0	0	0	0	0	0	0	0	0	0	0	0	0	0	0
	Balochistan	0	0	0	0	0	0	0	0	0	0	0	0	0	0	0	0	0
	AJ&K	0	0	0	0	0	0	0	0	0	0	0	0	0	0	0	0	0
	GB	0	0	0	0	0	0	0	0	0	0	0	0	0	0	0	0	0
	FATA	0	0	0	0	0	0	0	0	0	0	0	0	0	0	0	0	0
<b>37. Revenue Division</b>	<b>G.TOTAL</b>	<b>14</b>	<b>29</b>	<b>4</b>	<b>1</b>	<b>40</b>	<b>0</b>	<b>10</b>	<b>0</b>	<b>66</b>	<b>0</b>	<b>90</b>	<b>26</b>	<b>0</b>	<b>54</b>	<b>10</b>	<b>181</b>	<b>525</b>
Main, Islamabad.	TOTAL	0	0	1	0	0	0	0	0	1	0	0	0	0	0	0	0	2
	Islamabad	0	0	1	0	0	0	0	0	0	0	0	0	0	0	0	0	1
	Punjab	0	0	0	0	0	0	0	0	0	0	0	0	0	0	0	0	0
	Sindh R	0	0	0	0	0	0	0	0	1	0	0	0	0	0	0	0	1
	Sindh U	0	0	0	0	0	0	0	0	0	0	0	0	0	0	0	0	0
	KP	0	0	0	0	0	0	0	0	0	0	0	0	0	0	0	0	0
	Balochistan	0	0	0	0	0	0	0	0	0	0	0	0	0	0	0	0	0
	AJ&K	0	0	0	0	0	0	0	0	0	0	0	0	0	0	0	0	0
	GB	0	0	0	0	0	0	0	0	0	0	0	0	0	0	0	0	0
FATA	0	0	0	0	0	0	0	0	0	0	0	0	0	0	0	0	0	
Federal Board of Revenue	TOTAL	14	29	3	1	40	0	10	0	65	0	90	26	0	54	10	181	523
including (Customs,	Islamabad	1	2	0	0	1	0	0	0	7	0	1	4	0	3	4	5	28
Central Excise, Sales	Punjab	3	12	2	1	16	0	3	0	38	0	51	9	0	15	5	82	237
Tax & Income	Sindh R	3	2	0	0	4	0	0	0	2	0	4	2	0	0	0	16	33
Tax Departments), HQ,	Sindh U	2	8	1	0	13	0	5	0	15	0	26	11	0	31	0	45	157
Islamabad.	KP	3	4	0	0	2	0	0	0	1	0	5	0	0	5	1	23	44
	Balochistan	2	1	0	0	4	0	2	0	2	0	2	0	0	0	0	7	20
	AJ&K	0	0	0	0	0	0	0	0	0	0	1	0	0	0	0	3	4
	GB	0	0	0	0	0	0	0	0	0	0	0	0	0	0	0	0	0
	FATA	0	0	0	0	0	0	0	0	0	0	0	0	0	0	0	0	0
<b>38. Railways Division</b>	<b>G. TOTAL</b>	<b>121</b>	<b>67</b>	<b>64</b>	<b>1</b>	<b>123</b>	<b>6</b>	<b>67</b>	<b>46</b>	<b>109</b>	<b>4</b>	<b>46</b>	<b>13</b>	<b>0</b>	<b>56</b>	<b>19</b>	<b>106</b>	<b>848</b>
Main, Islamabad.	TOTAL	0	0	0	0	0	0	0	0	2	0	0	0	0	2	0	4	8
	Islamabad	0	0	0	0	0	0	0	0	0	0	0	0	0	1	0	0	1
	Punjab	0	0	0	0	0	0	0	0	2	0	0	0	0	1	0	3	6
	Sindh R	0	0	0	0	0	0	0	0	0	0	0	0	0	0	0	0	0
	Sindh U	0	0	0	0	0	0	0	0	0	0	0	0	0	0	0	1	1
	KP	0	0	0	0	0	0	0	0	0	0	0	0	0	0	0	0	0
	Balochistan	0	0	0	0	0	0	0	0	0	0	0	0	0	0	0	0	0
	AJ&K	0	0	0	0	0	0	0	0	0	0	0	0	0	0	0	0	0
	GB	0	0	0	0	0	0	0	0	0	0	0	0	0	0	0	0	0
FATA	0	0	0	0	0	0	0	0	0	0	0	0	0	0	0	0	0	

TABLE-31										
DOMICILE WISE ACTUAL STRENGTH OF FEMALE EMPLOYEES BY BASIC SCALE AND DIVISIONS / ATTACHED DEPARTMENTS / SUBORDINATE OFFICES										
DIVISION/OFFICE	DOMICILE	BASIC SCALE 17 to 22							G.TOTAL BS 1-22	
		17	18	19	20	21	22	TOTAL		
Directorate of Hajj	TOTAL	0	0	0	0	0	0	0	0	11
(Over all Pakistan).	Islamabad	0	0	0	0	0	0	0	0	0
	Punjab	0	0	0	0	0	0	0	0	2
	Sindh R	0	0	0	0	0	0	0	0	5
	Sindh U	0	0	0	0	0	0	0	0	4
	KP	0	0	0	0	0	0	0	0	0
	Balochistan	0	0	0	0	0	0	0	0	0
	AJ&K	0	0	0	0	0	0	0	0	0
	GB	0	0	0	0	0	0	0	0	0
	FATA	0	0	0	0	0	0	0	0	0
37.	<b>Revenue Division</b>	<b>G.TOTAL</b>	<b>130</b>	<b>100</b>	<b>82</b>	<b>38</b>	<b>11</b>	<b>6</b>	<b>367</b>	<b>892</b>
	<b>Main, Islamabad.</b>	<b>TOTAL</b>	<b>1</b>	<b>0</b>	<b>0</b>	<b>0</b>	<b>0</b>	<b>1</b>	<b>2</b>	<b>4</b>
		Islamabad	0	0	0	0	0	0	0	1
		Punjab	1	0	0	0	0	1	2	2
		Sindh R	0	0	0	0	0	0	0	1
		Sindh U	0	0	0	0	0	0	0	0
		KP	0	0	0	0	0	0	0	0
		Balochistan	0	0	0	0	0	0	0	0
		AJ&K	0	0	0	0	0	0	0	0
		GB	0	0	0	0	0	0	0	0
		FATA	0	0	0	0	0	0	0	0
	<b>Federal Board of Revenue</b>	<b>TOTAL</b>	<b>129</b>	<b>100</b>	<b>82</b>	<b>38</b>	<b>11</b>	<b>5</b>	<b>365</b>	<b>888</b>
	including (Customs,	Islamabad	4	5	3	2	0	0	14	42
	Central Excise, Sales	Punjab	81	59	56	27	6	2	231	468
	Tax & Income	Sindh R	5	6	3	0	0	0	14	47
	Tax Departments), HQ,	Sindh U	14	10	4	4	3	0	35	192
	Islamabad.	KP	17	9	11	1	1	1	40	84
		Balochistan	6	4	2	2	0	1	15	35
		AJ&K	1	5	3	1	1	1	12	16
		GB	0	0	0	0	0	0	0	0
		FATA	1	2	0	1	0	0	4	4
38.	<b>Railways Division</b>	<b>G. TOTAL</b>	<b>59</b>	<b>24</b>	<b>8</b>	<b>2</b>	<b>0</b>	<b>1</b>	<b>94</b>	<b>942</b>
	<b>Main, Islamabad.</b>	<b>TOTAL</b>	<b>8</b>	<b>2</b>	<b>0</b>	<b>1</b>	<b>0</b>	<b>0</b>	<b>11</b>	<b>19</b>
		Islamabad	0	0	0	0	0	0	0	1
		Punjab	4	2	0	1	0	0	7	13
		Sindh R	1	0	0	0	0	0	1	1
		Sindh U	1	0	0	0	0	0	1	2
		KP	1	0	0	0	0	0	1	1
		Balochistan	0	0	0	0	0	0	0	0
		AJ&K	1	0	0	0	0	0	1	1
		GB	0	0	0	0	0	0	0	0
		FATA	0	0	0	0	0	0	0	0

TABLE-31

## DOMICILE WISE ACTUAL STRENGTH OF FEMALE EMPLOYEES BY BASIC SCALE AND DIVISIONS / ATTACHED DEPARTMENTS / SUBORDINATE OFFICES

DIVISION/OFFICE	DOMICILE	BASIC SCALE 1 to 16																
		1	2	3	4	5	6	7	8	9	10	11	12	13	14	15	16	TOTAL
<b>Pakistan Railways HQ,</b>	<b>TOTAL</b>	<b>121</b>	<b>67</b>	<b>64</b>	<b>1</b>	<b>123</b>	<b>6</b>	<b>67</b>	<b>46</b>	<b>107</b>	<b>4</b>	<b>46</b>	<b>13</b>	<b>0</b>	<b>54</b>	<b>19</b>	<b>102</b>	<b>840</b>
<b>Lahore.</b>	Islamabad	0	0	0	0	1	0	0	0	2	0	1	0	0	1	0	1	<b>6</b>
	Punjab	69	42	13	0	85	0	41	24	59	4	39	7	0	35	8	92	<b>518</b>
	Sindh R	17	10	17	0	8	3	14	6	6	0	0	3	0	3	1	3	<b>91</b>
	Sindh U	31	14	15	1	20	3	12	12	35	0	4	2	0	14	10	2	<b>175</b>
	KP	3	0	1	0	5	0	0	4	4	0	2	1	0	1	0	2	<b>23</b>
	Balochistan	1	1	18	0	4	0	0	0	0	0	0	0	0	0	0	2	<b>26</b>
	AJ&K	0	0	0	0	0	0	0	0	1	0	0	0	0	0	0	0	<b>1</b>
	GB	0	0	0	0	0	0	0	0	0	0	0	0	0	0	0	0	<b>0</b>
	FATA	0	0	0	0	0	0	0	0	0	0	0	0	0	0	0	0	<b>0</b>
<b>39. Science &amp; Technology</b>	<b>TOTAL</b>	<b>0</b>	<b>0</b>	<b>0</b>	<b>0</b>	<b>0</b>	<b>0</b>	<b>0</b>	<b>0</b>	<b>0</b>	<b>0</b>	<b>0</b>	<b>0</b>	<b>0</b>	<b>2</b>	<b>0</b>	<b>0</b>	<b>2</b>
<b>Division, Islamabad.</b>	Islamabad	0	0	0	0	0	0	0	0	0	0	0	0	0	0	0	0	<b>0</b>
	Punjab	0	0	0	0	0	0	0	0	0	0	0	0	0	2	0	0	<b>2</b>
	Sindh R	0	0	0	0	0	0	0	0	0	0	0	0	0	0	0	0	<b>0</b>
	Sindh U	0	0	0	0	0	0	0	0	0	0	0	0	0	0	0	0	<b>0</b>
	KP	0	0	0	0	0	0	0	0	0	0	0	0	0	0	0	0	<b>0</b>
	Balochistan	0	0	0	0	0	0	0	0	0	0	0	0	0	0	0	0	<b>0</b>
	AJ&K	0	0	0	0	0	0	0	0	0	0	0	0	0	0	0	0	<b>0</b>
	GB	0	0	0	0	0	0	0	0	0	0	0	0	0	0	0	0	<b>0</b>
	FATA	0	0	0	0	0	0	0	0	0	0	0	0	0	0	0	0	<b>0</b>
<b>40. States and Frontier</b>	<b>G. TOTAL</b>	<b>2</b>	<b>1</b>	<b>0</b>	<b>0</b>	<b>0</b>	<b>0</b>	<b>0</b>	<b>0</b>	<b>1</b>	<b>0</b>	<b>2</b>	<b>0</b>	<b>0</b>	<b>1</b>	<b>1</b>	<b>1</b>	<b>9</b>
<b>Regions Division</b>	<b>TOTAL</b>	<b>1</b>	<b>0</b>	<b>0</b>	<b>0</b>	<b>0</b>	<b>0</b>	<b>0</b>	<b>0</b>	<b>0</b>	<b>0</b>	<b>1</b>	<b>0</b>	<b>0</b>	<b>1</b>	<b>0</b>	<b>1</b>	<b>4</b>
<b>Main, Islamabad.</b>	Islamabad	0	0	0	0	0	0	0	0	0	0	0	0	0	1	0	0	<b>1</b>
	Punjab	1	0	0	0	0	0	0	0	0	0	1	0	0	0	0	1	<b>3</b>
	Sindh R	0	0	0	0	0	0	0	0	0	0	0	0	0	0	0	0	<b>0</b>
	Sindh U	0	0	0	0	0	0	0	0	0	0	0	0	0	0	0	0	<b>0</b>
	KP	0	0	0	0	0	0	0	0	0	0	0	0	0	0	0	0	<b>0</b>
	Balochistan	0	0	0	0	0	0	0	0	0	0	0	0	0	0	0	0	<b>0</b>
	AJ&K	0	0	0	0	0	0	0	0	0	0	0	0	0	0	0	0	<b>0</b>
	GB	0	0	0	0	0	0	0	0	0	0	0	0	0	0	0	0	<b>0</b>
	FATA	0	0	0	0	0	0	0	0	0	0	0	0	0	0	0	0	<b>0</b>
<b>Chief Commissioner for</b>	<b>TOTAL</b>	<b>1</b>	<b>1</b>	<b>0</b>	<b>0</b>	<b>0</b>	<b>0</b>	<b>0</b>	<b>0</b>	<b>1</b>	<b>0</b>	<b>1</b>	<b>0</b>	<b>0</b>	<b>0</b>	<b>1</b>	<b>0</b>	<b>5</b>
<b>Afghan Refugees,</b>	Islamabad	0	0	0	0	0	0	0	0	0	0	0	0	0	0	0	0	<b>0</b>
<b>Islamabad, Lahore,</b>	Punjab	1	0	0	0	0	0	0	0	0	0	0	0	0	0	1	0	<b>2</b>
<b>Quetta, Peshawar.</b>	Sindh R	0	0	0	0	0	0	0	0	0	0	0	0	0	0	0	0	<b>0</b>
	Sindh U	0	0	0	0	0	0	0	0	0	0	0	0	0	0	0	0	<b>0</b>
	KP	0	0	0	0	0	0	0	0	1	0	1	0	0	0	0	0	<b>2</b>
	Balochistan	0	1	0	0	0	0	0	0	0	0	0	0	0	0	0	0	<b>1</b>
	AJ&K	0	0	0	0	0	0	0	0	0	0	0	0	0	0	0	0	<b>0</b>
	GB	0	0	0	0	0	0	0	0	0	0	0	0	0	0	0	0	<b>0</b>
	FATA	0	0	0	0	0	0	0	0	0	0	0	0	0	0	0	0	<b>0</b>

TABLE-31										
DOMICILE WISE ACTUAL STRENGTH OF FEMALE EMPLOYEES BY BASIC SCALE AND DIVISIONS / ATTACHED DEPARTMENTS / SUBORDINATE OFFICES										
DIVISION/OFFICE	DOMICILE	BASIC SCALE 17 to 22							G.TOTAL BS 1-22	
		17	18	19	20	21	22	TOTAL		
<b>Pakistan Railways HQ,</b>	<b>TOTAL</b>	<b>51</b>	<b>22</b>	<b>8</b>	<b>1</b>	<b>0</b>	<b>1</b>	<b>83</b>	<b>923</b>	
<b>Lahore.</b>	Islamabad	0	0	0	0	0	0	0	6	
	Punjab	36	15	7	1	0	1	60	578	
	Sindh R	2	0	0	0	0	0	2	93	
	Sindh U	6	4	1	0	0	0	11	186	
	KP	3	1	0	0	0	0	4	27	
	Balochistan	2	1	0	0	0	0	3	29	
	AJ&K	2	1	0	0	0	0	3	4	
	GB	0	0	0	0	0	0	0	0	
	FATA	0	0	0	0	0	0	0	0	
<b>39. Science &amp; Technology</b>	<b>TOTAL</b>	<b>0</b>	<b>0</b>	<b>0</b>	<b>0</b>	<b>0</b>	<b>1</b>	<b>1</b>	<b>3</b>	
<b>Division, Islamabad.</b>	Islamabad	0	0	0	0	0	0	0	0	
	Punjab	0	0	0	0	0	1	1	3	
	Sindh R	0	0	0	0	0	0	0	0	
	Sindh U	0	0	0	0	0	0	0	0	
	KP	0	0	0	0	0	0	0	0	
	Balochistan	0	0	0	0	0	0	0	0	
	AJ&K	0	0	0	0	0	0	0	0	
	GB	0	0	0	0	0	0	0	0	
	FATA	0	0	0	0	0	0	0	0	
<b>40. States and Frontier</b>	<b>G. TOTAL</b>	<b>1</b>	<b>2</b>	<b>1</b>	<b>0</b>	<b>0</b>	<b>0</b>	<b>4</b>	<b>13</b>	
<b>Regions Division</b>	<b>TOTAL</b>	<b>1</b>	<b>2</b>	<b>0</b>	<b>0</b>	<b>0</b>	<b>0</b>	<b>3</b>	<b>7</b>	
<b>Main, Islamabad.</b>	Islamabad	0	0	0	0	0	0	0	1	
	Punjab	1	2	0	0	0	0	3	6	
	Sindh R	0	0	0	0	0	0	0	0	
	Sindh U	0	0	0	0	0	0	0	0	
	KP	0	0	0	0	0	0	0	0	
	Balochistan	0	0	0	0	0	0	0	0	
	AJ&K	0	0	0	0	0	0	0	0	
	GB	0	0	0	0	0	0	0	0	
	FATA	0	0	0	0	0	0	0	0	
<b>Chief Commissioner for</b>	<b>TOTAL</b>	<b>0</b>	<b>0</b>	<b>1</b>	<b>0</b>	<b>0</b>	<b>0</b>	<b>1</b>	<b>6</b>	
<b>Afghan Refugees,</b>	Islamabad	0	0	0	0	0	0	0	0	
<b>Islamabad, Lahore,</b>	Punjab	0	0	0	0	0	0	0	2	
<b>Quetta, Peshawar.</b>	Sindh R	0	0	0	0	0	0	0	0	
	Sindh U	0	0	0	0	0	0	0	0	
	KP	0	0	0	0	0	0	0	2	
	Balochistan	0	0	1	0	0	0	1	2	
	AJ&K	0	0	0	0	0	0	0	0	
	GB	0	0	0	0	0	0	0	0	
	FATA	0	0	0	0	0	0	0	0	

TABLE-31

## DOMICILE WISE ACTUAL STRENGTH OF FEMALE EMPLOYEES BY BASIC SCALE AND DIVISIONS / ATTACHED DEPARTMENTS / SUBORDINATE OFFICES

DIVISION/OFFICE	DOMICILE	BASIC SCALE 1 to 16																	
		1	2	3	4	5	6	7	8	9	10	11	12	13	14	15	16	TOTAL	
<b>41. Statistics Division</b>	<b>G. TOTAL</b>	<b>2</b>	<b>1</b>	<b>0</b>	<b>0</b>	<b>0</b>	<b>0</b>	<b>0</b>	<b>0</b>	<b>0</b>	<b>7</b>	<b>0</b>	<b>17</b>	<b>10</b>	<b>0</b>	<b>7</b>	<b>17</b>	<b>202</b>	<b>263</b>
<b>Main, Islamabad.</b>	<b>TOTAL</b>	<b>0</b>	<b>0</b>	<b>0</b>	<b>0</b>	<b>0</b>	<b>0</b>	<b>0</b>	<b>0</b>	<b>0</b>	<b>0</b>	<b>1</b>	<b>0</b>	<b>0</b>	<b>1</b>	<b>0</b>	<b>1</b>	<b>3</b>	<b>3</b>
	Islamabad	0	0	0	0	0	0	0	0	0	0	1	0	0	0	0	0	0	1
	Punjab	0	0	0	0	0	0	0	0	0	0	0	0	0	0	0	0	1	1
	Sindh R	0	0	0	0	0	0	0	0	0	0	0	0	0	1	0	0	0	1
	Sindh U	0	0	0	0	0	0	0	0	0	0	0	0	0	0	0	0	0	0
	KP	0	0	0	0	0	0	0	0	0	0	0	0	0	0	0	0	0	0
	Balochistan	0	0	0	0	0	0	0	0	0	0	0	0	0	0	0	0	0	0
	AJ&K	0	0	0	0	0	0	0	0	0	0	0	0	0	0	0	0	0	0
	GB	0	0	0	0	0	0	0	0	0	0	0	0	0	0	0	0	0	0
	FATA	0	0	0	0	0	0	0	0	0	0	0	0	0	0	0	0	0	0
<b>Pakistan Bureau of</b>	<b>TOTAL</b>	<b>2</b>	<b>1</b>	<b>0</b>	<b>0</b>	<b>0</b>	<b>0</b>	<b>0</b>	<b>0</b>	<b>0</b>	<b>7</b>	<b>0</b>	<b>16</b>	<b>10</b>	<b>0</b>	<b>6</b>	<b>17</b>	<b>201</b>	<b>260</b>
<b>Statistics, Islamabad.</b>	Islamabad	0	0	0	0	0	0	0	0	0	2	0	5	0	0	0	7	24	38
	Punjab	0	1	0	0	0	0	0	0	0	2	0	7	8	0	2	8	88	116
	Sindh R	0	0	0	0	0	0	0	0	0	0	1	1	0	2	0	21	25	25
	Sindh U	0	0	0	0	0	0	0	0	0	2	0	2	1	0	2	2	26	35
	KP	0	0	0	0	0	0	0	0	0	0	1	0	0	0	0	26	27	27
	Balochistan	2	0	0	0	0	0	0	0	0	0	0	0	0	0	0	7	9	9
	AJ&K	0	0	0	0	0	0	0	0	0	0	0	0	0	0	0	4	4	4
	GB	0	0	0	0	0	0	0	0	0	1	0	0	0	0	0	5	6	6
	FATA	0	0	0	0	0	0	0	0	0	0	0	0	0	0	0	0	0	0
<b>42. Textile Division.</b>	<b>G. TOTAL</b>	<b>0</b>	<b>1</b>	<b>0</b>	<b>0</b>	<b>0</b>	<b>0</b>	<b>0</b>	<b>0</b>	<b>0</b>	<b>0</b>	<b>2</b>	<b>1</b>	<b>0</b>	<b>1</b>	<b>2</b>	<b>2</b>	<b>9</b>	<b>9</b>
<b>Main, Islamabad.</b>	<b>TOTAL</b>	<b>0</b>	<b>1</b>	<b>0</b>	<b>0</b>	<b>0</b>	<b>0</b>	<b>0</b>	<b>0</b>	<b>0</b>	<b>0</b>	<b>1</b>	<b>0</b>	<b>0</b>	<b>1</b>	<b>2</b>	<b>1</b>	<b>6</b>	<b>6</b>
	Islamabad	0	0	0	0	0	0	0	0	0	0	1	0	0	0	0	0	0	1
	Punjab	0	1	0	0	0	0	0	0	0	0	0	0	0	1	2	0	4	4
	Sindh R	0	0	0	0	0	0	0	0	0	0	0	0	0	0	0	0	0	0
	Sindh U	0	0	0	0	0	0	0	0	0	0	0	0	0	0	0	0	0	0
	KP	0	0	0	0	0	0	0	0	0	0	0	0	0	0	0	1	1	1
	Balochistan	0	0	0	0	0	0	0	0	0	0	0	0	0	0	0	0	0	0
	AJ&K	0	0	0	0	0	0	0	0	0	0	0	0	0	0	0	0	0	0
	GB	0	0	0	0	0	0	0	0	0	0	0	0	0	0	0	0	0	0
	FATA	0	0	0	0	0	0	0	0	0	0	0	0	0	0	0	0	0	0
<b>Textile Commissioner's</b>	<b>TOTAL</b>	<b>0</b>	<b>0</b>	<b>0</b>	<b>0</b>	<b>0</b>	<b>0</b>	<b>0</b>	<b>0</b>	<b>0</b>	<b>0</b>	<b>1</b>	<b>1</b>	<b>0</b>	<b>0</b>	<b>0</b>	<b>1</b>	<b>3</b>	<b>3</b>
<b>Organization, Karachi.</b>	Islamabad	0	0	0	0	0	0	0	0	0	0	0	0	0	0	0	0	0	0
	Punjab	0	0	0	0	0	0	0	0	0	0	1	0	0	0	0	1	2	2
	Sindh R	0	0	0	0	0	0	0	0	0	0	0	0	0	0	0	0	0	0
	Sindh U	0	0	0	0	0	0	0	0	0	0	0	1	0	0	0	0	0	1
	KP	0	0	0	0	0	0	0	0	0	0	0	0	0	0	0	0	0	0
	Balochistan	0	0	0	0	0	0	0	0	0	0	0	0	0	0	0	0	0	0
	AJ&K	0	0	0	0	0	0	0	0	0	0	0	0	0	0	0	0	0	0
	GB	0	0	0	0	0	0	0	0	0	0	0	0	0	0	0	0	0	0
	FATA	0	0	0	0	0	0	0	0	0	0	0	0	0	0	0	0	0	0

TABLE-31										
DOMICILE WISE ACTUAL STRENGTH OF FEMALE EMPLOYEES BY BASIC SCALE AND DIVISIONS / ATTACHED DEPARTMENTS / SUBORDINATE OFFICES										
	DIVISION/OFFICE	DOMICILE	BASIC SCALE 17 to 22						TOTAL	G.TOTAL BS 1-22
			17	18	19	20	21	22		
41.	<b>Statistics Division</b>	<b>G. TOTAL</b>	<b>23</b>	<b>11</b>	<b>2</b>	<b>0</b>	<b>0</b>	<b>0</b>	<b>36</b>	<b>299</b>
	<b>Main, Islamabad.</b>	<b>TOTAL</b>	<b>1</b>	<b>0</b>	<b>0</b>	<b>0</b>	<b>0</b>	<b>0</b>	<b>1</b>	<b>4</b>
		Islamabad	0	0	0	0	0	0	0	1
		Punjab	1	0	0	0	0	0	1	2
		Sindh R	0	0	0	0	0	0	0	1
		Sindh U	0	0	0	0	0	0	0	0
		KP	0	0	0	0	0	0	0	0
		Balochistan	0	0	0	0	0	0	0	0
		AJ&K	0	0	0	0	0	0	0	0
		GB	0	0	0	0	0	0	0	0
		FATA	0	0	0	0	0	0	0	0
	<b>Pakistan Bureau of</b>	<b>TOTAL</b>	<b>22</b>	<b>11</b>	<b>2</b>	<b>0</b>	<b>0</b>	<b>0</b>	<b>35</b>	<b>295</b>
	<b>Statistics, Islamabad.</b>	Islamabad	3	0	1	0	0	0	4	42
		Punjab	9	8	1	0	0	0	18	134
		Sindh R	0	1	0	0	0	0	1	26
		Sindh U	6	1	0	0	0	0	7	42
		KP	1	0	0	0	0	0	1	28
		Balochistan	1	0	0	0	0	0	1	10
		AJ&K	2	1	0	0	0	0	3	7
		GB	0	0	0	0	0	0	0	6
		FATA	0	0	0	0	0	0	0	0
42.	<b>Textile Division</b>	<b>G. TOTAL</b>	<b>1</b>	<b>3</b>	<b>0</b>	<b>0</b>	<b>0</b>	<b>0</b>	<b>4</b>	<b>13</b>
	<b>Main, Islamabad.</b>	<b>TOTAL</b>	<b>1</b>	<b>3</b>	<b>0</b>	<b>0</b>	<b>0</b>	<b>0</b>	<b>4</b>	<b>10</b>
		Islamabad	0	0	0	0	0	0	0	1
		Punjab	0	2	0	0	0	0	2	6
		Sindh R	0	0	0	0	0	0	0	0
		Sindh U	0	0	0	0	0	0	0	0
		KP	1	1	0	0	0	0	2	3
		Balochistan	0	0	0	0	0	0	0	0
		AJ&K	0	0	0	0	0	0	0	0
		GB	0	0	0	0	0	0	0	0
		FATA	0	0	0	0	0	0	0	0
	<b>Textile Commissioner's</b>	<b>TOTAL</b>	<b>0</b>	<b>0</b>	<b>0</b>	<b>0</b>	<b>0</b>	<b>0</b>	<b>0</b>	<b>3</b>
	<b>Organization, Karachi.</b>	Islamabad	0	0	0	0	0	0	0	0
		Punjab	0	0	0	0	0	0	0	2
		Sindh R	0	0	0	0	0	0	0	0
		Sindh U	0	0	0	0	0	0	0	1
		KP	0	0	0	0	0	0	0	0
		Balochistan	0	0	0	0	0	0	0	0
		AJ&K	0	0	0	0	0	0	0	0
		GB	0	0	0	0	0	0	0	0
		FATA	0	0	0	0	0	0	0	0



TABLE-31

## DOMICILE WISE ACTUAL STRENGTH OF FEMALE EMPLOYEES BY BASIC SCALE AND DIVISIONS / ATTACHED DEPARTMENTS / SUBORDINATE OFFICES

DIVISION/OFFICE	DOMICILE	BASIC SCALE 1 to 16																		
		1	2	3	4	5	6	7	8	9	10	11	12	13	14	15	16	TOTAL		
<b>43. Water Resources</b>	<b>G. TOTAL</b>	<b>1</b>	<b>0</b>	<b>0</b>	<b>0</b>	<b>0</b>	<b>0</b>	<b>0</b>	<b>0</b>	<b>0</b>	<b>1</b>	<b>0</b>	<b>1</b>	<b>0</b>	<b>0</b>	<b>1</b>	<b>1</b>	<b>1</b>	<b>6</b>	
<b>Division</b>	<b>TOTAL</b>	<b>0</b>	<b>0</b>	<b>0</b>	<b>0</b>	<b>0</b>	<b>0</b>	<b>0</b>	<b>0</b>	<b>0</b>	<b>0</b>	<b>0</b>	<b>0</b>	<b>0</b>	<b>0</b>	<b>0</b>	<b>0</b>	<b>1</b>	<b>1</b>	
<b>Main, Islamabad.</b>	Islamabad	0	0	0	0	0	0	0	0	0	0	0	0	0	0	0	0	0	0	0
	Punjab	0	0	0	0	0	0	0	0	0	0	0	0	0	0	0	0	0	1	1
	Sindh R	0	0	0	0	0	0	0	0	0	0	0	0	0	0	0	0	0	0	0
	Sindh U	0	0	0	0	0	0	0	0	0	0	0	0	0	0	0	0	0	0	0
	KP	0	0	0	0	0	0	0	0	0	0	0	0	0	0	0	0	0	0	0
	Balochistan	0	0	0	0	0	0	0	0	0	0	0	0	0	0	0	0	0	0	0
	AJ&K	0	0	0	0	0	0	0	0	0	0	0	0	0	0	0	0	0	0	0
	GB	0	0	0	0	0	0	0	0	0	0	0	0	0	0	0	0	0	0	0
	FATA	0	0	0	0	0	0	0	0	0	0	0	0	0	0	0	0	0	0	0
<b>Office of the Chief</b>	<b>TOTAL</b>	<b>0</b>	<b>0</b>	<b>0</b>	<b>0</b>	<b>0</b>	<b>0</b>	<b>0</b>	<b>0</b>	<b>0</b>	<b>1</b>	<b>0</b>	<b>1</b>	<b>0</b>	<b>0</b>	<b>1</b>	<b>1</b>	<b>0</b>	<b>4</b>	
<b>Engineering Adviser/</b>	Islamabad	0	0	0	0	0	0	0	0	0	1	0	0	0	0	0	0	0	0	1
<b>Chairman Federal</b>	Punjab	0	0	0	0	0	0	0	0	0	0	0	1	0	0	0	0	1	0	2
<b>Flood Commission,</b>	Sindh R	0	0	0	0	0	0	0	0	0	0	0	0	0	0	1	0	0	0	1
<b>Islamabad.</b>	Sindh U	0	0	0	0	0	0	0	0	0	0	0	0	0	0	0	0	0	0	0
	KP	0	0	0	0	0	0	0	0	0	0	0	0	0	0	0	0	0	0	0
	Balochistan	0	0	0	0	0	0	0	0	0	0	0	0	0	0	0	0	0	0	0
	AJ&K	0	0	0	0	0	0	0	0	0	0	0	0	0	0	0	0	0	0	0
	GB	0	0	0	0	0	0	0	0	0	0	0	0	0	0	0	0	0	0	0
	FATA	0	0	0	0	0	0	0	0	0	0	0	0	0	0	0	0	0	0	0
<b>Pakistan Commissioner</b>	<b>TOTAL</b>	<b>1</b>	<b>0</b>	<b>0</b>	<b>0</b>	<b>0</b>	<b>0</b>	<b>0</b>	<b>0</b>	<b>0</b>	<b>0</b>	<b>0</b>	<b>0</b>	<b>0</b>	<b>0</b>	<b>0</b>	<b>0</b>	<b>0</b>	<b>0</b>	<b>1</b>
<b>for Indus Waters, Lahore.</b>	Islamabad	0	0	0	0	0	0	0	0	0	0	0	0	0	0	0	0	0	0	0
	Punjab	1	0	0	0	0	0	0	0	0	0	0	0	0	0	0	0	0	0	1
	Sindh R	0	0	0	0	0	0	0	0	0	0	0	0	0	0	0	0	0	0	0
	Sindh U	0	0	0	0	0	0	0	0	0	0	0	0	0	0	0	0	0	0	0
	KP	0	0	0	0	0	0	0	0	0	0	0	0	0	0	0	0	0	0	0
	Balochistan	0	0	0	0	0	0	0	0	0	0	0	0	0	0	0	0	0	0	0
	AJ&K	0	0	0	0	0	0	0	0	0	0	0	0	0	0	0	0	0	0	0
	GB	0	0	0	0	0	0	0	0	0	0	0	0	0	0	0	0	0	0	0
	FATA	0	0	0	0	0	0	0	0	0	0	0	0	0	0	0	0	0	0	0
<b>44. President's Secretariat</b>	<b>TOTAL</b>	<b>4</b>	<b>0</b>	<b>0</b>	<b>0</b>	<b>0</b>	<b>0</b>	<b>0</b>	<b>0</b>	<b>0</b>	<b>2</b>	<b>0</b>	<b>2</b>	<b>0</b>	<b>0</b>	<b>1</b>	<b>0</b>	<b>7</b>	<b>16</b>	
<b>(Public), Islamabad.</b>	Islamabad	0	0	0	0	0	0	0	0	0	0	0	0	0	0	0	0	0	0	0
	Punjab	4	0	0	0	0	0	0	0	0	1	0	2	0	0	1	0	7	15	
	Sindh R	0	0	0	0	0	0	0	0	0	0	0	0	0	0	0	0	0	0	0
	Sindh U	0	0	0	0	0	0	0	0	0	0	0	0	0	0	0	0	0	0	0
	KP	0	0	0	0	0	0	0	0	0	0	0	0	0	0	0	0	0	0	0
	Balochistan	0	0	0	0	0	0	0	0	0	0	0	0	0	0	0	0	0	0	0
	AJ&K	0	0	0	0	0	0	0	0	0	1	0	0	0	0	0	0	0	0	1
	GB	0	0	0	0	0	0	0	0	0	0	0	0	0	0	0	0	0	0	0
	FATA	0	0	0	0	0	0	0	0	0	0	0	0	0	0	0	0	0	0	0

DOMICILE WISE ACTUAL STRENGTH OF FEMALE EMPLOYEES BY BASIC SCALE AND DIVISIONS / ATTACHED DEPARTMENTS / SUBORDINATE OFFICES									
DIVISION/OFFICE	DOMICILE	BASIC SCALE 17 to 22							G.TOTAL BS 1-22
		17	18	19	20	21	22	TOTAL	
<b>43. Water Resources Division</b>	<b>G. TOTAL</b>	<b>0</b>	<b>0</b>	<b>0</b>	<b>0</b>	<b>0</b>	<b>0</b>	<b>0</b>	<b>6</b>
<b>Main, Islamabad.</b>	<b>TOTAL</b>	<b>0</b>	<b>0</b>	<b>0</b>	<b>0</b>	<b>0</b>	<b>0</b>	<b>0</b>	<b>1</b>
	Islamabad	0	0	0	0	0	0	0	0
	Punjab	0	0	0	0	0	0	0	1
	Sindh R	0	0	0	0	0	0	0	0
	Sindh U	0	0	0	0	0	0	0	0
	KP	0	0	0	0	0	0	0	0
	Balochistan	0	0	0	0	0	0	0	0
	AJ&K	0	0	0	0	0	0	0	0
	GB	0	0	0	0	0	0	0	0
	FATA	0	0	0	0	0	0	0	0
<b>Office of the Chief</b>	<b>TOTAL</b>	<b>0</b>	<b>0</b>	<b>0</b>	<b>0</b>	<b>0</b>	<b>0</b>	<b>0</b>	<b>4</b>
<b>Engineering Adviser/</b>	Islamabad	0	0	0	0	0	0	0	1
<b>Chairman Federal</b>	Punjab	0	0	0	0	0	0	0	2
<b>Flood Commission,</b>	Sindh R	0	0	0	0	0	0	0	1
<b>Islamabad.</b>	Sindh U	0	0	0	0	0	0	0	0
	KP	0	0	0	0	0	0	0	0
	Balochistan	0	0	0	0	0	0	0	0
	AJ&K	0	0	0	0	0	0	0	0
	GB	0	0	0	0	0	0	0	0
	FATA	0	0	0	0	0	0	0	0
<b>Pakistan Commissioner</b>	<b>TOTAL</b>	<b>0</b>	<b>0</b>	<b>0</b>	<b>0</b>	<b>0</b>	<b>0</b>	<b>0</b>	<b>1</b>
<b>for Indus Waters, Lahore.</b>	Islamabad	0	0	0	0	0	0	0	0
	Punjab	0	0	0	0	0	0	0	1
	Sindh R	0	0	0	0	0	0	0	0
	Sindh U	0	0	0	0	0	0	0	0
	KP	0	0	0	0	0	0	0	0
	Balochistan	0	0	0	0	0	0	0	0
	AJ&K	0	0	0	0	0	0	0	0
	GB	0	0	0	0	0	0	0	0
	FATA	0	0	0	0	0	0	0	0
<b>44. President's Secretariat</b>	<b>TOTAL</b>	<b>1</b>	<b>0</b>	<b>0</b>	<b>0</b>	<b>1</b>	<b>0</b>	<b>2</b>	<b>18</b>
<b>(Public), Islamabad.</b>	Islamabad	0	0	0	0	0	0	0	0
	Punjab	1	0	0	0	1	0	2	17
	Sindh R	0	0	0	0	0	0	0	0
	Sindh U	0	0	0	0	0	0	0	0
	KP	0	0	0	0	0	0	0	0
	Balochistan	0	0	0	0	0	0	0	0
	AJ&K	0	0	0	0	0	0	0	1
	GB	0	0	0	0	0	0	0	0
	FATA	0	0	0	0	0	0	0	0

TABLE-31

## DOMICILE WISE ACTUAL STRENGTH OF FEMALE EMPLOYEES BY BASIC SCALE AND DIVISIONS / ATTACHED DEPARTMENTS / SUBORDINATE OFFICES

DIVISION/OFFICE	DOMICILE	BASIC SCALE 1 to 16																	
		1	2	3	4	5	6	7	8	9	10	11	12	13	14	15	16	TOTAL	
<b>45. President's Secretariat (Personal), Islamabad.</b>	<b>TOTAL</b>	<b>3</b>	<b>1</b>	<b>0</b>	<b>0</b>	<b>0</b>	<b>0</b>	<b>0</b>	<b>0</b>	<b>1</b>	<b>4</b>	<b>0</b>	<b>2</b>	<b>0</b>	<b>0</b>	<b>0</b>	<b>1</b>	<b>12</b>	
	Islamabad	1	1	0	0	0	0	0	0	0	0	0	0	0	0	0	0	1	3
	Punjab	2	0	0	0	0	0	0	0	0	3	0	2	0	0	0	0	0	7
	Sindh R	0	0	0	0	0	0	0	0	0	0	0	0	0	0	0	0	0	0
	Sindh U	0	0	0	0	0	0	0	0	0	1	0	0	0	0	0	0	0	1
	KP	0	0	0	0	0	0	0	0	1	0	0	0	0	0	0	0	0	1
	Balochistan	0	0	0	0	0	0	0	0	0	0	0	0	0	0	0	0	0	0
	AJ&K	0	0	0	0	0	0	0	0	0	0	0	0	0	0	0	0	0	0
	GB	0	0	0	0	0	0	0	0	0	0	0	0	0	0	0	0	0	0
	FATA	0	0	0	0	0	0	0	0	0	0	0	0	0	0	0	0	0	0
<b>46. Prime Minister's Office (Public) Main, Islamabad.</b>	<b>G. TOTAL</b>	<b>2</b>	<b>0</b>	<b>0</b>	<b>0</b>	<b>0</b>	<b>0</b>	<b>0</b>	<b>0</b>	<b>0</b>	<b>2</b>	<b>0</b>	<b>0</b>	<b>0</b>	<b>1</b>	<b>0</b>	<b>0</b>	<b>5</b>	<b>10</b>
	<b>TOTAL</b>	<b>2</b>	<b>0</b>	<b>0</b>	<b>0</b>	<b>0</b>	<b>0</b>	<b>0</b>	<b>0</b>	<b>0</b>	<b>0</b>	<b>0</b>	<b>0</b>	<b>0</b>	<b>0</b>	<b>0</b>	<b>0</b>	<b>1</b>	<b>3</b>
	Islamabad	0	0	0	0	0	0	0	0	0	0	0	0	0	0	0	0	0	0
	Punjab	1	0	0	0	0	0	0	0	0	0	0	0	0	0	0	0	1	2
	Sindh R	0	0	0	0	0	0	0	0	0	0	0	0	0	0	0	0	0	0
	Sindh U	0	0	0	0	0	0	0	0	0	0	0	0	0	0	0	0	0	0
	KP	0	0	0	0	0	0	0	0	0	0	0	0	0	0	0	0	0	0
	Balochistan	0	0	0	0	0	0	0	0	0	0	0	0	0	0	0	0	0	0
	AJ&K	1	0	0	0	0	0	0	0	0	0	0	0	0	0	0	0	0	1
	GB	0	0	0	0	0	0	0	0	0	0	0	0	0	0	0	0	0	0
FATA	0	0	0	0	0	0	0	0	0	0	0	0	0	0	0	0	0	0	
<b>Board of Investment, Islamabad.</b>	<b>TOTAL</b>	<b>0</b>	<b>0</b>	<b>0</b>	<b>0</b>	<b>0</b>	<b>0</b>	<b>0</b>	<b>0</b>	<b>0</b>	<b>2</b>	<b>0</b>	<b>0</b>	<b>0</b>	<b>1</b>	<b>0</b>	<b>0</b>	<b>4</b>	<b>7</b>
	Islamabad	0	0	0	0	0	0	0	0	0	0	0	0	0	0	0	0	0	0
	Punjab	0	0	0	0	0	0	0	0	0	0	0	0	0	0	0	0	3	3
	Sindh R	0	0	0	0	0	0	0	0	0	0	0	0	0	0	0	0	0	0
	Sindh U	0	0	0	0	0	0	0	0	0	0	0	0	0	1	0	0	1	2
	KP	0	0	0	0	0	0	0	0	0	0	0	0	0	0	0	0	0	0
	Balochistan	0	0	0	0	0	0	0	0	0	0	0	0	0	0	0	0	0	0
	AJ&K	0	0	0	0	0	0	0	0	0	2	0	0	0	0	0	0	0	2
	GB	0	0	0	0	0	0	0	0	0	0	0	0	0	0	0	0	0	0
	FATA	0	0	0	0	0	0	0	0	0	0	0	0	0	0	0	0	0	0
<b>National Commission for Government Reforms, Islamabad.</b>	<b>TOTAL</b>	<b>0</b>	<b>0</b>	<b>0</b>	<b>0</b>	<b>0</b>	<b>0</b>	<b>0</b>	<b>0</b>	<b>0</b>	<b>0</b>	<b>0</b>	<b>0</b>	<b>0</b>	<b>0</b>	<b>0</b>	<b>0</b>	<b>0</b>	<b>0</b>
Islamabad	0	0	0	0	0	0	0	0	0	0	0	0	0	0	0	0	0	0	0
Punjab	0	0	0	0	0	0	0	0	0	0	0	0	0	0	0	0	0	0	0
Sindh R	0	0	0	0	0	0	0	0	0	0	0	0	0	0	0	0	0	0	0
Sindh U	0	0	0	0	0	0	0	0	0	0	0	0	0	0	0	0	0	0	0
KP	0	0	0	0	0	0	0	0	0	0	0	0	0	0	0	0	0	0	0
Balochistan	0	0	0	0	0	0	0	0	0	0	0	0	0	0	0	0	0	0	0
AJ&K	0	0	0	0	0	0	0	0	0	0	0	0	0	0	0	0	0	0	0
GB	0	0	0	0	0	0	0	0	0	0	0	0	0	0	0	0	0	0	0
FATA	0	0	0	0	0	0	0	0	0	0	0	0	0	0	0	0	0	0	0

TABLE-31										
DOMICILE WISE ACTUAL STRENGTH OF FEMALE EMPLOYEES BY BASIC SCALE AND DIVISIONS / ATTACHED DEPARTMENTS / SUBORDINATE OFFICES										
	DIVISION/OFFICE	DOMICILE	BASIC SCALE 17 to 22						TOTAL	G.TOTAL BS 1-22
			17	18	19	20	21	22		
45.	<b>President's Secretariat</b>	<b>TOTAL</b>	0	0	0	0	0	0	0	12
	<b>(Personal), Islamabad.</b>	Islamabad	0	0	0	0	0	0	0	3
		Punjab	0	0	0	0	0	0	0	7
		Sindh R	0	0	0	0	0	0	0	0
		Sindh U	0	0	0	0	0	0	0	1
		KP	0	0	0	0	0	0	0	1
		Balochistan	0	0	0	0	0	0	0	0
		AJ&K	0	0	0	0	0	0	0	0
		GB	0	0	0	0	0	0	0	0
		FATA	0	0	0	0	0	0	0	0
46.	<b>Prime Minister's Office</b>	<b>G. TOTAL</b>	5	1	2	2	1	0	11	21
	<b>(Public)</b>	<b>TOTAL</b>	0	0	2	2	0	0	4	7
	<b>Main, Islamabad.</b>	Islamabad	0	0	0	0	0	0	0	0
		Punjab	0	0	2	0	0	0	2	4
		Sindh R	0	0	0	1	0	0	1	1
		Sindh U	0	0	0	0	0	0	0	0
		KP	0	0	0	1	0	0	1	1
		Balochistan	0	0	0	0	0	0	0	0
		AJ&K	0	0	0	0	0	0	0	1
		GB	0	0	0	0	0	0	0	0
		FATA	0	0	0	0	0	0	0	0
	<b>Board of Investment,</b>	<b>TOTAL</b>	4	1	0	0	1	0	6	13
	<b>Islamabad.</b>	Islamabad	1	0	0	0	0	0	1	1
		Punjab	3	1	0	0	1	0	5	8
		Sindh R	0	0	0	0	0	0	0	0
		Sindh U	0	0	0	0	0	0	0	2
		KP	0	0	0	0	0	0	0	0
		Balochistan	0	0	0	0	0	0	0	0
		AJ&K	0	0	0	0	0	0	0	2
		GB	0	0	0	0	0	0	0	0
		FATA	0	0	0	0	0	0	0	0
	<b>National Commission for</b>	<b>TOTAL</b>	0	0	0	0	0	0	0	0
	<b>Government Reforms,</b>	Islamabad	0	0	0	0	0	0	0	0
	<b>Islamabad.</b>	Punjab	0	0	0	0	0	0	0	0
		Sindh R	0	0	0	0	0	0	0	0
		Sindh U	0	0	0	0	0	0	0	0
		KP	0	0	0	0	0	0	0	0
		Balochistan	0	0	0	0	0	0	0	0
		AJ&K	0	0	0	0	0	0	0	0
		GB	0	0	0	0	0	0	0	0
		FATA	0	0	0	0	0	0	0	0

TABLE-31																		
DOMICILE WISE ACTUAL STRENGTH OF FEMALE EMPLOYEES BY BASIC SCALE AND DIVISIONS / ATTACHED DEPARTMENTS / SUBORDINATE OFFICES																		
DIVISION/OFFICE	DOMICILE	BASIC SCALE 1 to 16																
		1	2	3	4	5	6	7	8	9	10	11	12	13	14	15	16	TOTAL
<b>Prime Minister's</b>	<b>TOTAL</b>	<b>0</b>	<b>0</b>	<b>0</b>	<b>0</b>	<b>0</b>	<b>0</b>	<b>0</b>	<b>0</b>	<b>0</b>	<b>0</b>	<b>0</b>	<b>0</b>	<b>0</b>	<b>0</b>	<b>0</b>	<b>0</b>	<b>0</b>
<b>Inspection Commission</b>	Islamabad	0	0	0	0	0	0	0	0	0	0	0	0	0	0	0	0	0
<b>Islamabad.</b>	Punjab	0	0	0	0	0	0	0	0	0	0	0	0	0	0	0	0	0
	Sindh R	0	0	0	0	0	0	0	0	0	0	0	0	0	0	0	0	0
	Sindh U	0	0	0	0	0	0	0	0	0	0	0	0	0	0	0	0	0
	KP	0	0	0	0	0	0	0	0	0	0	0	0	0	0	0	0	0
	Balochistan	0	0	0	0	0	0	0	0	0	0	0	0	0	0	0	0	0
	AJ&K	0	0	0	0	0	0	0	0	0	0	0	0	0	0	0	0	0
	GB	0	0	0	0	0	0	0	0	0	0	0	0	0	0	0	0	0
	FATA	0	0	0	0	0	0	0	0	0	0	0	0	0	0	0	0	0
<b>47. Prime Minister's office</b>	<b>TOTAL</b>	<b>1</b>	<b>1</b>	<b>0</b>	<b>0</b>	<b>0</b>	<b>0</b>	<b>0</b>	<b>1</b>	<b>13</b>	<b>0</b>	<b>4</b>	<b>0</b>	<b>0</b>	<b>2</b>	<b>1</b>	<b>0</b>	<b>23</b>
<b>(Internal), Islamabad.</b>	Islamabad	0	1	0	0	0	0	0	0	3	0	0	0	0	0	0	0	4
	Punjab	1	0	0	0	0	0	0	1	8	0	4	0	0	2	1	0	17
	Sindh R	0	0	0	0	0	0	0	0	0	0	0	0	0	0	0	0	0
	Sindh U	0	0	0	0	0	0	0	0	0	0	0	0	0	0	0	0	0
	KP	0	0	0	0	0	0	0	0	1	0	0	0	0	0	0	0	1
	Balochistan	0	0	0	0	0	0	0	0	0	0	0	0	0	0	0	0	0
	AJ&K	0	0	0	0	0	0	0	0	0	0	0	0	0	0	0	0	0
	GB	0	0	0	0	0	0	0	0	0	0	0	0	0	0	0	0	0
	FATA	0	0	0	0	0	0	0	0	1	0	0	0	0	0	0	0	1
<b>48. National Assembly</b>	<b>TOTAL</b>	<b>3</b>	<b>0</b>	<b>0</b>	<b>0</b>	<b>0</b>	<b>0</b>	<b>13</b>	<b>0</b>	<b>2</b>	<b>1</b>	<b>3</b>	<b>0</b>	<b>0</b>	<b>12</b>	<b>0</b>	<b>4</b>	<b>38</b>
<b>Secretariat, Islamabad.</b>	Islamabad	3	0	0	0	0	0	0	0	0	0	0	0	0	0	0	0	3
	Punjab	0	0	0	0	0	0	10	0	1	0	1	0	0	5	0	2	19
	Sindh R	0	0	0	0	0	0	0	0	0	1	1	0	0	3	0	0	5
	Sindh U	0	0	0	0	0	0	0	0	0	0	0	0	0	2	0	1	3
	KP	0	0	0	0	0	0	2	0	0	0	1	0	0	0	0	1	4
	Balochistan	0	0	0	0	0	0	0	0	1	0	0	0	0	1	0	0	2
	AJ&K	0	0	0	0	0	0	1	0	0	0	0	0	0	0	0	0	1
	GB	0	0	0	0	0	0	0	0	0	0	0	0	0	1	0	0	1
	FATA	0	0	0	0	0	0	0	0	0	0	0	0	0	0	0	0	0
<b>49. Senate Secretariat,</b>	<b>TOTAL</b>	<b>5</b>	<b>0</b>	<b>0</b>	<b>1</b>	<b>0</b>	<b>0</b>	<b>2</b>	<b>0</b>	<b>7</b>	<b>0</b>	<b>3</b>	<b>0</b>	<b>0</b>	<b>1</b>	<b>13</b>	<b>6</b>	<b>38</b>
<b>Islamabad.</b>	Islamabad	1	0	0	0	0	0	0	0	2	0	1	0	0	1	1	0	6
	Punjab	4	0	0	0	0	0	1	0	4	0	1	0	0	6	5	0	21
	Sindh R	0	0	0	1	0	0	0	0	0	0	1	0	0	0	0	0	2
	Sindh U	0	0	0	0	0	0	0	0	0	0	0	0	0	2	1	0	3
	KP	0	0	0	0	0	0	1	0	1	0	0	0	0	4	0	0	6
	Balochistan	0	0	0	0	0	0	0	0	0	0	0	0	0	0	0	0	0
	AJ&K	0	0	0	0	0	0	0	0	0	0	0	0	0	0	0	0	0
	GB	0	0	0	0	0	0	0	0	0	0	0	0	0	0	0	0	0
	FATA	0	0	0	0	0	0	0	0	0	0	0	0	0	0	0	0	0

TABLE-31										
DOMICILE WISE ACTUAL STRENGTH OF FEMALE EMPLOYEES BY BASIC SCALE AND DIVISIONS / ATTACHED DEPARTMENTS / SUBORDINATE OFFICES										
DIVISION/OFFICE	DOMICILE	BASIC SCALE 17 to 22							G.TOTAL BS 1-22	
		17	18	19	20	21	22	TOTAL		
<b>Prime Minister's</b>	<b>TOTAL</b>	<b>1</b>	<b>0</b>	<b>0</b>	<b>0</b>	<b>0</b>	<b>0</b>	<b>0</b>	<b>1</b>	<b>1</b>
<b>Inspection Commission,</b>	Islamabad	1	0	0	0	0	0	0	1	1
<b>Islamabad.</b>	Punjab	0	0	0	0	0	0	0	0	0
	Sindh R	0	0	0	0	0	0	0	0	0
	Sindh U	0	0	0	0	0	0	0	0	0
	KP	0	0	0	0	0	0	0	0	0
	Balochistan	0	0	0	0	0	0	0	0	0
	AJ&K	0	0	0	0	0	0	0	0	0
	GB	0	0	0	0	0	0	0	0	0
	FATA	0	0	0	0	0	0	0	0	0
<b>47. Prime Minister's Office</b>	<b>TOTAL</b>	<b>0</b>	<b>0</b>	<b>0</b>	<b>0</b>	<b>0</b>	<b>0</b>	<b>0</b>	<b>0</b>	<b>23</b>
<b>(Internal), Islamabad.</b>	Islamabad	0	0	0	0	0	0	0	0	4
	Punjab	0	0	0	0	0	0	0	0	17
	Sindh R	0	0	0	0	0	0	0	0	0
	Sindh U	0	0	0	0	0	0	0	0	0
	KP	0	0	0	0	0	0	0	0	1
	Balochistan	0	0	0	0	0	0	0	0	0
	AJ&K	0	0	0	0	0	0	0	0	0
	GB	0	0	0	0	0	0	0	0	0
	FATA	0	0	0	0	0	0	0	0	1
<b>48. National Assembly</b>	<b>TOTAL</b>	<b>5</b>	<b>0</b>	<b>1</b>	<b>0</b>	<b>0</b>	<b>0</b>	<b>0</b>	<b>6</b>	<b>44</b>
<b>Secretariat, Islamabad.</b>	Islamabad	0	0	0	0	0	0	0	0	3
	Punjab	4	0	1	0	0	0	0	5	24
	Sindh R	0	0	0	0	0	0	0	0	5
	Sindh U	0	0	0	0	0	0	0	0	3
	KP	1	0	0	0	0	0	0	1	5
	Balochistan	0	0	0	0	0	0	0	0	2
	AJ&K	0	0	0	0	0	0	0	0	1
	GB	0	0	0	0	0	0	0	0	1
	FATA	0	0	0	0	0	0	0	0	0
<b>49. Senate Secretariat,</b>	<b>TOTAL</b>	<b>11</b>	<b>7</b>	<b>5</b>	<b>3</b>	<b>0</b>	<b>0</b>	<b>0</b>	<b>26</b>	<b>64</b>
<b>Islamabad.</b>	Islamabad	3	1	0	0	0	0	0	4	10
	Punjab	6	3	1	2	0	0	0	12	33
	Sindh R	0	1	0	1	0	0	0	2	4
	Sindh U	0	1	0	0	0	0	0	1	4
	KP	2	1	3	0	0	0	0	6	12
	Balochistan	0	0	1	0	0	0	0	1	1
	AJ&K	0	0	0	0	0	0	0	0	0
	GB	0	0	0	0	0	0	0	0	0
	FATA	0	0	0	0	0	0	0	0	0

TABLE-31

## DOMICILE WISE ACTUAL STRENGTH OF FEMALE EMPLOYEES BY BASIC SCALE AND DIVISIONS / ATTACHED DEPARTMENTS / SUBORDINATE OFFICES

DIVISION/OFFICE	DOMICILE	BASIC SCALE 1 to 16																		
		1	2	3	4	5	6	7	8	9	10	11	12	13	14	15	16	TOTAL		
<b>50. Election Commission of Pakistan</b>	<b>G. TOTAL</b>	<b>0</b>	<b>1</b>	<b>0</b>	<b>0</b>	<b>0</b>	<b>0</b>	<b>0</b>	<b>0</b>	<b>0</b>	<b>7</b>	<b>0</b>	<b>6</b>	<b>0</b>	<b>7</b>	<b>3</b>	<b>3</b>	<b>25</b>	<b>52</b>	
	<b>TOTAL</b>	<b>0</b>	<b>0</b>	<b>0</b>	<b>0</b>	<b>0</b>	<b>0</b>	<b>0</b>	<b>0</b>	<b>0</b>	<b>0</b>	<b>0</b>	<b>0</b>	<b>0</b>	<b>0</b>	<b>0</b>	<b>1</b>	<b>5</b>	<b>6</b>	
	<b>Main, Islamabad.</b>	Islamabad	0	0	0	0	0	0	0	0	0	0	0	0	0	0	0	0	2	2
		Punjab	0	0	0	0	0	0	0	0	0	0	0	0	0	0	0	0	1	1
		Sindh R	0	0	0	0	0	0	0	0	0	0	0	0	0	0	0	1	0	1
		Sindh U	0	0	0	0	0	0	0	0	0	0	0	0	0	0	0	0	0	0
		KP	0	0	0	0	0	0	0	0	0	0	0	0	0	0	0	0	1	1
		Balochistan	0	0	0	0	0	0	0	0	0	0	0	0	0	0	0	0	0	0
		AJ&K	0	0	0	0	0	0	0	0	0	0	0	0	0	0	0	0	0	0
		GB	0	0	0	0	0	0	0	0	0	0	0	0	0	0	0	0	0	0
		FATA	0	0	0	0	0	0	0	0	0	0	0	0	0	0	0	0	1	1
		<b>Provincial Election Commissioners,</b>	<b>TOTAL</b>	<b>0</b>	<b>1</b>	<b>0</b>	<b>0</b>	<b>0</b>	<b>0</b>	<b>0</b>	<b>0</b>	<b>0</b>	<b>7</b>	<b>0</b>	<b>6</b>	<b>0</b>	<b>7</b>	<b>3</b>	<b>2</b>	<b>20</b>
	<b>Punjab, Sindh, KP, Balochistan.</b>	Islamabad	0	0	0	0	0	0	0	0	0	0	0	0	0	0	0	0	0	0
		Punjab	0	1	0	0	0	0	0	0	0	5	0	0	0	5	1	2	8	22
		Sindh R	0	0	0	0	0	0	0	0	0	1	0	1	0	0	0	0	2	4
		Sindh U	0	0	0	0	0	0	0	0	0	1	0	0	0	1	0	0	4	6
		KP	0	0	0	0	0	0	0	0	0	0	0	3	0	0	0	0	2	5
Balochistan		0	0	0	0	0	0	0	0	0	0	0	2	0	1	2	0	4	9	
AJ&K		0	0	0	0	0	0	0	0	0	0	0	0	0	0	0	0	0	0	
GB		0	0	0	0	0	0	0	0	0	0	0	0	0	0	0	0	0	0	
FATA		0	0	0	0	0	0	0	0	0	0	0	0	0	0	0	0	0	0	
<b>51. Wafaqi Mohtasib (Ombudsman)'s Secretariat, Islamabad.</b>		<b>TOTAL</b>	<b>2</b>	<b>1</b>	<b>0</b>	<b>0</b>	<b>0</b>	<b>0</b>	<b>0</b>	<b>0</b>	<b>5</b>	<b>0</b>	<b>3</b>	<b>0</b>	<b>0</b>	<b>4</b>	<b>0</b>	<b>9</b>	<b>24</b>	
	Islamabad	0	1	0	0	0	0	0	0	1	0	0	0	0	1	0	0	3		
	Punjab	1	0	0	0	0	0	0	0	3	0	3	0	0	2	0	5	14		
	Sindh R	0	0	0	0	0	0	0	0	0	0	0	0	0	0	0	1	1		
	Sindh U	1	0	0	0	0	0	0	0	0	0	0	0	0	1	0	1	3		
	KP	0	0	0	0	0	0	0	0	1	0	0	0	0	0	0	0	1		
	Balochistan	0	0	0	0	0	0	0	0	0	0	0	0	0	0	0	0	0		
	AJ&K	0	0	0	0	0	0	0	0	0	0	0	0	0	0	0	1	1		
	GB	0	0	0	0	0	0	0	0	0	0	0	0	0	0	0	1	1		
	FATA	0	0	0	0	0	0	0	0	0	0	0	0	0	0	0	0	0		
<b>52. Supreme Court of Pakistan, Islamabad.</b>	<b>TOTAL</b>	<b>0</b>	<b>1</b>	<b>1</b>	<b>0</b>	<b>0</b>	<b>0</b>	<b>5</b>	<b>2</b>	<b>1</b>	<b>1</b>	<b>0</b>	<b>0</b>	<b>0</b>	<b>4</b>	<b>0</b>	<b>1</b>	<b>16</b>		
	Islamabad	0	1	0	0	0	0	1	0	1	0	0	0	0	2	0	0	5		
	Punjab	0	0	1	0	0	0	0	2	0	1	0	0	0	2	0	1	7		
	Sindh R	0	0	0	0	0	0	2	0	0	0	0	0	0	0	0	0	2		
	Sindh U	0	0	0	0	0	0	2	0	0	0	0	0	0	0	0	0	2		
	KP	0	0	0	0	0	0	0	0	0	0	0	0	0	0	0	0	0		
	Balochistan	0	0	0	0	0	0	0	0	0	0	0	0	0	0	0	0	0		
	AJ&K	0	0	0	0	0	0	0	0	0	0	0	0	0	0	0	0	0		
	GB	0	0	0	0	0	0	0	0	0	0	0	0	0	0	0	0	0		
	FATA	0	0	0	0	0	0	0	0	0	0	0	0	0	0	0	0	0		

TABLE-31										
DOMICILE WISE ACTUAL STRENGTH OF FEMALE EMPLOYEES BY BASIC SCALE AND DIVISIONS / ATTACHED DEPARTMENTS / SUBORDINATE OFFICES										
	DIVISION/OFFICE	DOMICILE	BASIC SCALE 17 to 22						TOTAL	G.TOTAL BS 1-22
			17	18	19	20	21	22		
50.	<b>Election Commission</b>	<b>G. TOTAL</b>	7	6	1	1	0	0	15	67
	<b>of Pakistan</b>	<b>TOTAL</b>	2	2	1	1	0	0	6	12
	<b>Main, Islamabad.</b>	Islamabad	0	0	0	0	0	0	0	2
		Punjab	1	2	1	1	0	0	5	6
		Sindh R	0	0	0	0	0	0	0	1
		Sindh U	0	0	0	0	0	0	0	0
		KP	0	0	0	0	0	0	0	1
		Balochistan	0	0	0	0	0	0	0	0
		AJ&K	1	0	0	0	0	0	1	1
		GB	0	0	0	0	0	0	0	0
		FATA	0	0	0	0	0	0	0	1
	<b>Provincial Election Commissioners,</b>	<b>TOTAL</b>	5	4	0	0	0	0	9	55
	<b>Punjab, Sindh, KP, Balochistan.</b>	Islamabad	0	0	0	0	0	0	0	0
		Punjab	4	0	0	0	0	0	4	26
		Sindh R	0	0	0	0	0	0	0	4
		Sindh U	1	2	0	0	0	0	3	9
		KP	0	2	0	0	0	0	2	7
		Balochistan	0	0	0	0	0	0	0	9
		AJ&K	0	0	0	0	0	0	0	0
		GB	0	0	0	0	0	0	0	0
		FATA	0	0	0	0	0	0	0	0
51.	<b>Wafaqi Mohtasib (Ombudsman)</b>	<b>TOTAL</b>	6	3	1	1	0	0	11	35
	<b>Secretariat, Islamabad.</b>	Islamabad	2	0	0	0	0	0	2	5
		Punjab	3	1	0	1	0	0	5	19
		Sindh R	0	1	0	0	0	0	1	2
		Sindh U	1	0	0	0	0	0	1	4
		KP	0	0	0	0	0	0	0	1
		Balochistan	0	1	1	0	0	0	2	2
		AJ&K	0	0	0	0	0	0	0	1
		GB	0	0	0	0	0	0	0	1
		FATA	0	0	0	0	0	0	0	0
52.	<b>Supreme Court of Pakistan</b>	<b>TOTAL</b>	6	0	3	0	0	0	9	25
	<b>Islamabad.</b>	Islamabad	0	0	0	0	0	0	0	5
		Punjab	5	0	0	0	0	0	5	12
		Sindh R	1	0	2	0	0	0	3	5
		Sindh U	0	0	0	0	0	0	0	2
		KP	0	0	1	0	0	0	1	1
		Balochistan	0	0	0	0	0	0	0	0
		AJ&K	0	0	0	0	0	0	0	0
		GB	0	0	0	0	0	0	0	0
		FATA	0	0	0	0	0	0	0	0



TABLE-31

## DOMICILE WISE ACTUAL STRENGTH OF FEMALE EMPLOYEES BY BASIC SCALE AND DIVISIONS / ATTACHED DEPARTMENTS / SUBORDINATE OFFICES

DIVISION/OFFICE	DOMICILE	BASIC SCALE 1 to 16																
		1	2	3	4	5	6	7	8	9	10	11	12	13	14	15	16	TOTAL
<b>53. Federal Tax Ombudsman</b>	<b>TOTAL</b>	0	0	0	0	0	0	0	0	0	1	0	2	0	0	0	4	7
<b>Secretariat, Islamabad.</b>	Islamabad	0	0	0	0	0	0	0	0	0	1	0	1	0	0	0	0	2
	Punjab	0	0	0	0	0	0	0	0	0	0	0	0	0	0	0	3	3
	Sindh R	0	0	0	0	0	0	0	0	0	0	0	1	0	0	0	0	1
	Sindh U	0	0	0	0	0	0	0	0	0	0	0	0	0	0	0	1	1
	KP	0	0	0	0	0	0	0	0	0	0	0	0	0	0	0	0	0
	Balochistan	0	0	0	0	0	0	0	0	0	0	0	0	0	0	0	0	0
	AJ&K	0	0	0	0	0	0	0	0	0	0	0	0	0	0	0	0	0
	GB	0	0	0	0	0	0	0	0	0	0	0	0	0	0	0	0	0
	FATA	0	0	0	0	0	0	0	0	0	0	0	0	0	0	0	0	0
<b>54. National Accountability Bureau</b>	<b>TOTAL</b>	12	0	0	0	0	0	0	0	5	0	3	5	0	8	1	29	63
<b>Bureau, Islamabad.</b>	Islamabad	2	0	0	0	0	0	0	0	0	0	0	0	0	1	0	0	3
	Punjab	10	0	0	0	0	0	0	0	3	0	1	4	0	4	1	16	39
	Sindh R	0	0	0	0	0	0	0	0	0	0	0	1	0	0	0	3	4
	Sindh U	0	0	0	0	0	0	0	0	0	0	2	0	0	0	0	3	5
	KP	0	0	0	0	0	0	0	0	1	0	0	0	0	2	0	5	8
	Balochistan	0	0	0	0	0	0	0	0	0	0	0	0	0	1	0	2	3
	AJ&K	0	0	0	0	0	0	0	0	0	0	0	0	0	0	0	0	0
	GB	0	0	0	0	0	0	0	0	1	0	0	0	0	0	0	0	1
	FATA	0	0	0	0	0	0	0	0	0	0	0	0	0	0	0	0	0
	<b>G. TOTAL</b>	<b>3884</b>	<b>2470</b>	<b>285</b>	<b>294</b>	<b>1062</b>	<b>216</b>	<b>1695</b>	<b>113</b>	<b>1843</b>	<b>32</b>	<b>1217</b>	<b>227</b>	<b>22</b>	<b>2505</b>	<b>303</b>	<b>5661</b>	<b>21829</b>

TABLE-31									
DOMICILE WISE ACTUAL STRENGTH OF FEMALE EMPLOYEES BY BASIC SCALE AND DIVISIONS / ATTACHED DEPARTMENTS / SUBORDINATE OFFICES									
DIVISION/OFFICE	DOMICILE	BASIC SCALE 17 to 22							G.TOTAL BS 1-22
		17	18	19	20	21	22	TOTAL	
<b>53. Federal Tax Ombudsman</b>	<b>TOTAL</b>	<b>1</b>	<b>0</b>	<b>0</b>	<b>0</b>	<b>0</b>	<b>1</b>	<b>2</b>	<b>9</b>
<b>Secretariat, Islamabad.</b>	Islamabad	0	0	0	0	0	0	0	2
	Punjab	1	0	0	0	0	1	2	5
	Sindh R	0	0	0	0	0	0	0	1
	Sindh U	0	0	0	0	0	0	0	1
	KP	0	0	0	0	0	0	0	0
	Balochistan	0	0	0	0	0	0	0	0
	AJ&K	0	0	0	0	0	0	0	0
	GB	0	0	0	0	0	0	0	0
	FATA	0	0	0	0	0	0	0	0
<b>54. National Accountability</b>	<b>TOTAL</b>	<b>39</b>	<b>27</b>	<b>0</b>	<b>0</b>	<b>0</b>	<b>0</b>	<b>66</b>	<b>129</b>
<b>Bureau, Islamabad.</b>	Islamabad	1	1	0	0	0	0	2	5
	Punjab	25	19	0	0	0	0	44	83
	Sindh R	3	4	0	0	0	0	7	11
	Sindh U	5	1	0	0	0	0	6	11
	KP	4	1	0	0	0	0	5	13
	Balochistan	0	1	0	0	0	0	1	4
	AJ&K	1	0	0	0	0	0	1	1
	GB	0	0	0	0	0	0	0	1
	FATA	0	0	0	0	0	0	0	0
	<b>G. TOTAL</b>	<b>4099</b>	<b>1246</b>	<b>514</b>	<b>130</b>	<b>34</b>	<b>13</b>	<b>6036</b>	<b>27865</b>