



**ANNUAL STATISTICAL BULLETIN OF
FEDERAL GOVERNMENT EMPLOYEES
2016-17**

**PAKISTAN PUBLIC ADMINISTRATION RESEARCH CENTRE
ESTABLISHMENT DIVISION
ISLAMABAD**

FOR OFFICIAL USE



**ANNUAL STATISTICAL BULLETIN OF
FEDERAL GOVERNMENT EMPLOYEES
2016-17**

**PAKISTAN PUBLIC ADMINISTRATION RESEARCH CENTRE
ESTABLISHMENT DIVISION
ISLAMABAD**

FOREWORD

Pakistan Public Administration Research Centre (PPARC), Establishment Division is maintaining the data on annual basis regarding Federal Government civil employees through publishing bulletins. The current Annual Statistical Bulletin for the year 2016-17 has been prepared after collecting data from all the Ministries, Divisions, attached departments and subordinate offices working in the Federal Government. This bulletin contains information about number of all civil employees working in the Federal Government in Basic Scales 1 to 22. The in-hand report comprised of analysis as well as data tabulations, prepared on the basis of collected information.

2. The analytical portion of the report reveals trend analysis of all the categories of employees showing sanctioned posts, actual working strength, their percentages, bar charts, and pie charts which is a useful addition and creates interest for the readers. The analysis provides true picture of all the tabulations and readers could get benefit from it without going into detailed study of each and every table provided in the report. This bulletin is a valuable data bank for policy makers, planners, researchers, academicians, students, etc. for planning and research regarding Federal Government civil employees.

3. I would like to thank, all the focal persons of various Ministries, Divisions, Organizations and Departments for their timely support and cooperation, which enabled PPARC to complete this gigantic task. The Director General and Statistical Cell of PPARC also deserve appreciation for their dedication to complete this bulletin.

AKHTAR JAN WAZIR
Additional Secretary
Establishment Division

Islamabad

PREFACE

Pakistan Public Administration Research Centre (PPARC), Establishment Division has been maintaining statistical record in respect of civil employees of the Federal Government on annual basis since 1997, by publishing Annual Statistical Bulletins. The current volume of the Annual Statistical Bulletin of the Federal Government Employees is the 20th of this data series.

2. The analysis of data shows that size of Federal Government in respect of sanctioned and actual strength of its civil employees is 649,176 and 570,553 respectively. Out of total sanctioned strength 87.89% posts are filled, whereas 12.11% posts are vacant in various Ministries / Divisions and organizations during the year 2016-17. The distribution of actual strength shows that a small share of 4.88% is occupied by the officers working in basic scales 17-22, whereas 95.12% is occupied by employees working in basic scales 1-16, which is a very large share in the total staff strength.

3. The current Annual Statistical Bulletin 2016-17 covers division / office-wise, domicile, gender and religion-wise information along with data of occupational groups regarding sanctioned and actual strength in respect of all categories of Federal Government employees who are civil servants. The publication has been prepared on the basis of latest available data provided by various Ministries, Divisions, Departments and Offices of the Federal Government, on the prescribed format in shape of proforma designed by the PPARC.

4. I would like to thank, all focal persons of various Ministries / Divisions for their valuable support and data which enabled PPARC to complete this bulletin in time. The dedicated efforts made by officers and staff of Statistical Cell of PPARC in collection, compilation and analysis of data are also appreciated. The valuable suggestions and comments for improvement of the bulletin will be highly encouraged.

(Muhammad Lakhkar Khan Hoti)
Director General

Islamabad

**FEDERAL GOVERNMENT CIVIL EMPLOYEES AT A GLANCE
FOR 2016-17**

Description of Employees	Total Strength
Sanctioned Posts	649176
Filled-in Posts	570553
Vacant Posts	78623
Female Employees	31281
Non Muslim Employees	16133
Employees of Occupational Groups	6291
Female Employees of Occupational Groups	1028
Secretariat Employees	
Sanctioned Posts	25022
Filled-in Posts	20944
Vacant Posts	4078
Female Employees	1246
Employees of Attached / Subordinate Departments	
Sanctioned Posts	624154
Filled-in Posts	549609
Vacant Posts	74545
Female Employees	30035

LIST OF CONTRIBUTORS OF PPARC

Mr. Muhammad Lakhkar Khan Hoti Director General	Team Leader
Mr. Amjad Javaid Sandhu Director (Statistics)	Technical Supervision and Analysis
Mr. Shahid Nawaz Satti Senior Statistical Officer	Supervision of Data Collection
Sardar Muhammad Jamil Statistical Officer	Data Collection
Miss Rukhsana Statistical Officer	Data Collection
Mr. Abdul Qayyum Abbasi Statistical Officer	Data Collection, Compilation & Tabulation
Mr. Wajid Printing Officer	Supervision of Printing Process

Staff Participation

Mr. Mubashir Hussain Stenotypist	Mrs. Farzana Naheed Statistical Assistant
Mr. Umar Mehmood Abbasi Statistical Assistant	Mr. Muhammad Yousaf Statistical Assistant
Mr. M. Hussain Shahid Statistical Assistant	Mr. Javed Ahmad Statistical Assistant
Mr. Abdul Karim Nizamani Statistical Assistant	Syed Asim Iqbal Statistical Clerk (Computerized Composition)
Mr. Abdul Sattar Bajwa Junior Statistical Clerk	Mr. Abdul Ghani Jamali Junior Statistical Clerk
Mr. Raheel Aftab Junior Statistical Clerk	Mr. Shafique Ahmed Junior Statistical Clerk
Mr. Rashid Ali Junior Statistical Clerk	Mr. Muhammad Abid Khan Junior Statistical Clerk

CONTENTS

Sr. No.	TITLE	PAGE(S)
1.	Foreword	(i)
2.	Preface	(iii)
3.	Federal Government Civil Employees at a Glance	(v)
4.	List of Contributors of PPARC	(vii)
5.	Overview of the Civil Servants During 2016-2017	1-29
STATISTICAL TABLES:		31-295
Table-1	Sanctioned and Actual Strength of Employees by Basic Scale and Domicile.	33
Table-2	Actual Strength of Female Employees by Basic Scale and Domicile.	34
Table-3	Sanctioned and Actual Strength of Employees in Federal Secretariat by Basic Scale and Domicile.	35
Table-4	Actual Strength of Female Employees in Federal Secretariat by Basic Scale and Domicile.	36
Table-5	Sanctioned and Actual Strength of Employees in Attached Departments / Subordinate Offices by Basic Scale and Domicile.	37
Table-6	Actual Strength of Female Employees in Attached Departments / Subordinate Offices by Basic Scale and Domicile.	38
Table-7	Employees by Basic Scale and Occupational / Functional Group.	39
Table-8	Employees by Occupational / Functional Group and Province of Domicile.	40
Table-9	Female Employees by Basic Scale and Occupational / Functional Group.	41
Table-10	Female Employees by Occupational / Functional Group and Province of Domicile.	42
Table-11	Year Wise Employment Status by Province of Domicile.	43
Table-12	Actual Strength of Female Employees Over the Years.	44
Table-13	Year Wise Sanctioned Strength of Employees by Basic Scale.	45
Table-14	Year Wise Actual Strength of Employees by Basic Scale.	46
Table-15	Employment Status Over the Years.	47
Table-16	Non-Muslim Employees by Domicile and Basic Scale.	48
Table-17	Christian Employees by Domicile and Basic Scale.	49
Table-18	Ahmadi Employees by Domicile and Basic Scale.	50
Table-19	Hindu (Caste) Employees by Domicile and Basic Scale.	51
Table-20	Hindu (Non Caste) Employees by Domicile and Basic Scale.	52
Table-21	Sikh Employees by Domicile and Basic Scale.	53
Table-22	Others Non Muslim Employees by Domicile and Basic Scale.	54
Table-23	Management Position Scales (MP-I, MP-II and MP-III) in Federal Government.	55
Table-24	Sanctioned Strength By Basic Scale and Division / Attached Departments / Subordinate Offices.	56-79
Table-25	Domicile Wise Actual Strength of Employees By Basic Scale and Division / Attached Departments / Subordinate Offices.	80-187
Table-26	Domicile Wise Actual Strength of Female Employees by Basic Scale and Division / Attached Departments / Subordinate Offices.	188-295

OVERVIEW OF THE CIVIL SERVANTS DURING 2016-17

INTRODUCTION

Pakistan Public Administration Research Centre (PPARC), Establishment Division is responsible to collect, compile and disseminate the data of Federal Government employees. For this purpose, PPARC periodically carries out censuses of Federal Government Civil Servants in terms of their classifications and characteristics after every three years. In addition to triennial censuses, the statistical bulletins are also produced and published on annual basis. The data for bulletins are collected at Division and Department level showing sanctioned and actual strength of employees working as civil servants.

2. These bulletins are user intensive and are compiled according to their possible requirements of current statistics. Parliament, Establishment Division, Finance Division, Planning Development & Reform Division, Provincial Governments, Research Institutions and Non-Governmental Organizations (NGOs) are some of the major institutions making use of these bulletins, for having authentic figures on the human resource at Federal Government level all over the country. Consequently, nineteen annual statistical bulletins of Federal Government civil employees had been published on the basis of fiscal years, starting from 1997-98.

3. This is the twentieth annual statistical bulletin for the period 2016-17 and depicts the employment status as on 01-07-2016. It contains wide range of statistics covering not only the sanctioned and actual working strength of employees but also presents domicile wise breakup of all the categories of the Federal Government civil employees. The scope of data has been extended upto 14 occupational / functional groups / services with detail of basic scales and domicile / sex wise position of incumbents working in these groups. The bulletin also contains domicile wise data about the non-muslim employees. It

also includes information about female employees working in Federal Government as civil servants, while their domicile and basic scale wise breakup is also provided in this bulletin. The compilation of this bulletin is based on the primary source of data and information has been collected from various Ministries, Divisions, Departments and Offices directly during 2016-17.

4. During the data collection of 17th Census of Federal Government Civil Servants, it was noticed of that few attached department of Defence Division are not covered in the census as well as annual bulletins although the employees working in these departments are civil servants of the Federal Government. It was brought into the notice of authorities and the Establishment Division decided to enumerate those employees as civil servants. Therefore, the data of these eight departments of Defence Division have also been included in the bulletin first time. Due to this fact a remarkable increase in the sanctioned as well as actual strength has been noticed as compared to previous Bulletin of 2015-16.

DATA ANALYSIS

5. This bulletin comprises current data for the year 2016-17 with reference period 01-07-2016. The data are obtained at administrative level of each Ministry, Division and Department. The analysis of main data items is provided in this part of the report for the easement of readers.

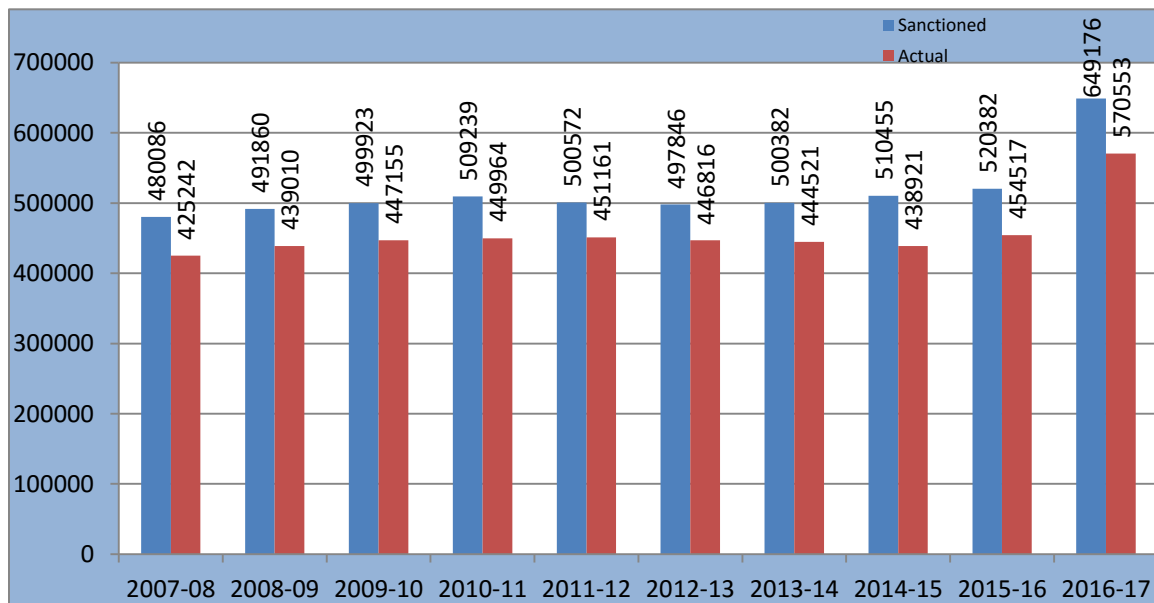
SECTION-A: OVERALL STRENGTH OF CIVIL EMPLOYEES

6. Overall strength of civil employees working in Federal Government is discussed in this part. Sanctioned and actual working strength, basic scale wise strength, female employees and domicile wise employees are analyzed in this section.

I. Sanctioned and Actual Working Strength

7. The bulletin contains information about entire public sector employment status during the last ten years from 2007-08 to 2016-17 in terms of sanctioned and actual working strength of the Federal civil employees. The historical trend shows that the public sector employment situation reveals a mix trend of increase / decrease during last ten years. The job opportunities in public sector almost remained fluctuant during last ten years from 2007-08 to 2016-17. However, during last five years from 2012-13 to 2016-17, the size of the Federal Government in respect of its sanctioned and actual strength of employees shows increases of 5.73% and 5.26% (on average basis) respectively. When we look into last two years, during current fiscal year 2016-17, an increase of almost 24.75% is observed in sanctioned strength and 25.53% is recorded in actual working strength from 2015-16. Bar chart in Figure-1 shows the pictorial sanctioned and actual strength of employees for the last ten years.

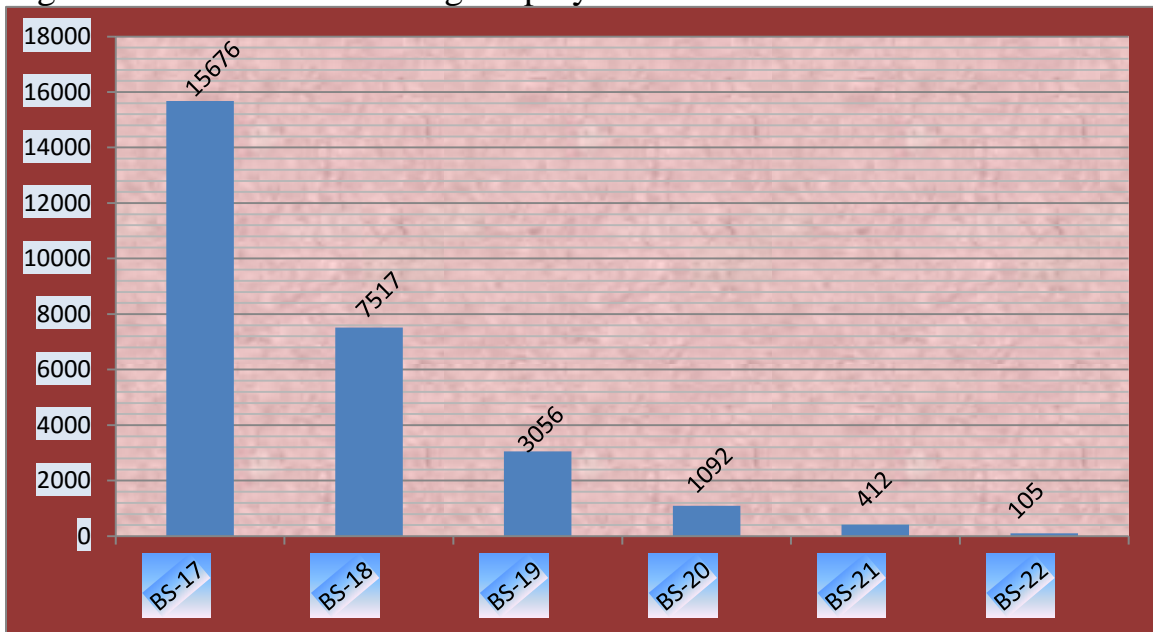
Figure-1: Sanctioned and Actual Working Strength of Employees.



8. Size of Federal Government in respect of sanctioned and actual strength is 649,176 and 570,553 posts on 1st July, 2016 as against 520,382 and 454,517 posts on 1st July of the last year respectively. Out of total sanctioned strength, 87.89% posts are filled, whereas 12.11% posts remain vacant in the various Ministries / Divisions and other government organizations during the period under study. The basic scale wise distribution of actual working strength shows that a small share of 4.88% is occupied by the officers in BS 17-22, whereas, remaining 95.12% share goes to the employees working in BS 1-16.

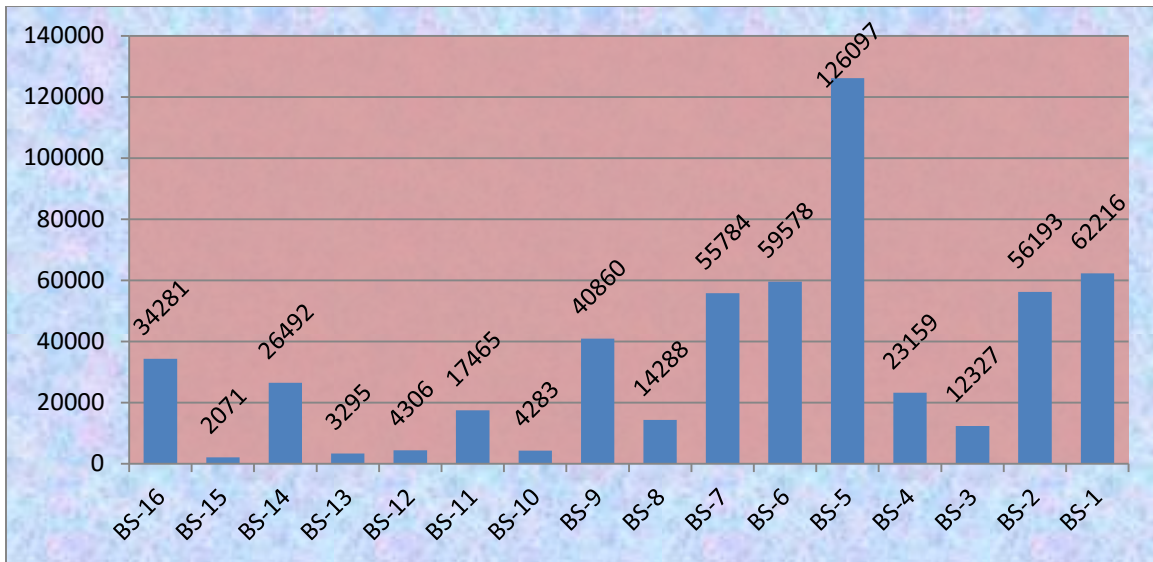
9. The Basic Scale wise analysis further uncovers that BS-17, BS-18, BS-19 and BS-22 show higher trend of 12.21%, 9.40%, 8.60% and 9.37% respectively as against last year's actual working strength. However, BS-20, and BS-21 show decrease in actual strength as 2.93% and 9.85% respectively. For sanctioned strength, increasing trends of 11.78% for BS-17, 14.45% for BS-18, 6.96% for BS-22, 3.25% for BS-19 and 1.40% for BS-20 are observed while decreasing trends of 0.18% for BS-21 only. Significant increases have also been witnessed in actual strength of BS-10, BS-1, BS-4, BS-11, BS-15, BS-6, BS-2, BS-12, BS-16 and BS-7 at the rate of 130.76%, 127.02%, 107.24%, 94.86%, 48.25%, 43.70%, 34.67%, 30.29%, 23.62% and 17.63% respectively may be due to pragmatic promotion policy of the government and up gradation of the posts. This trend reveals that most of the employees of new included eight departments of Defence Ministry first time, are working in BS 1-16 in those departments.

Figure-2: Scale Wise Working Employees in BS 17 to 22.



10. The overall actual strength in BS 17-22 and BS 1-16 witnesses increase of 9.97% and 26.45% in the year 2016-17. Figure-2 depicts the scale wise strength of officers working in BS 17 to 22 while Figure-3 shows the strength of employees working in BS 1 to 16.

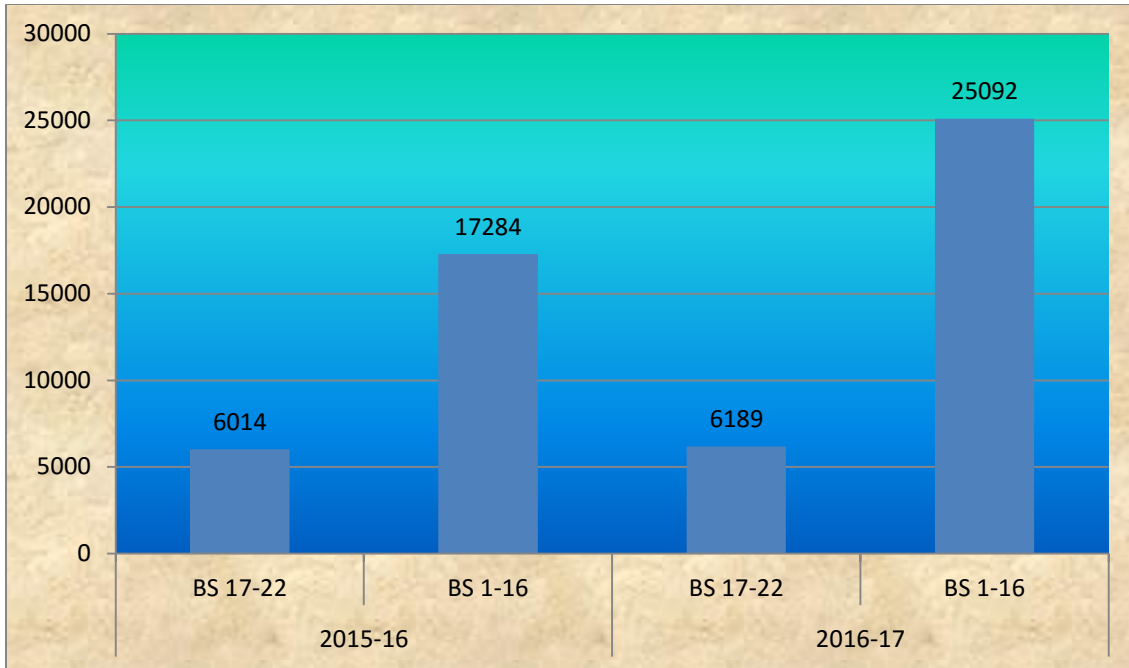
Figure-3: Scale Wise Working Employees in BS 1 to 16.



II. Female Employees

11. The actual strength of Federal Government female employees for the year 2016-17 is 31,281 as against 23,298 in previous year, showing a significant increase of 34.26% as compared to 2015-16. Out of total strength of 570,553 Federal Government employees, the percentage share of female employees in public sector stands at 5.48% during 2016-17. The distribution of actual strength also shows that 19.79% posts are occupied by the female officers in BS 17-22 and remaining share of 80.21% goes to BS 1-16 female employees out of 31,281 total female employees. Bar chart in Figure-4 shows female employees.

Figure-4: Female Employees.



III. Domicile Wise Analysis

12. The provincial and regional domicile wise analysis shows that the employment growth of Punjab, Sindh, Khyber Pakhtunkhwa, Balochistan, AJ&K, Gilgit Baltistan and FATA reveals an increase of 11.11%, 3.37%, 3.14%, 0.92%, 0.44%, 1.30% and 0.05% respectively during the period under discussion.

13. Overall share of the provinces on the basis of their quota including Civil Armed Forces (CAF) in actual working strength of 570,553 employees, shows that Punjab has 47.10% share including 1.92% Islamabad, followed by Khyber Pakhtunkhwa has 24.55% share. Similarly, the province of Sindh has 14.03% share (Sindh Rural 8.18% and Sindh Urban 5.85%) while share for Gilgit Baltistan, Balochistan, FATA and Azad Jammu & Kashmir remain 6.55%, 4.07%, 2.44% and 1.26% respectively. Similar trend has also been seen in the female employment in the Federal Government. Punjab, including 7.60% Islamabad, enjoys the largest share of female employment to the ratio of

59.30%, followed by Sindh 13.08% (Sindh Rural 6.40% and Sindh Urban 6.68%), Khyber Pakhtunkhwa 7.36%, Balochistan 2.49%, whereas, Gilgit Baltistan, Azad Jammu & Kashmir and FATA occupy 15.50%, 1.33% and 0.94% posts, respectively.

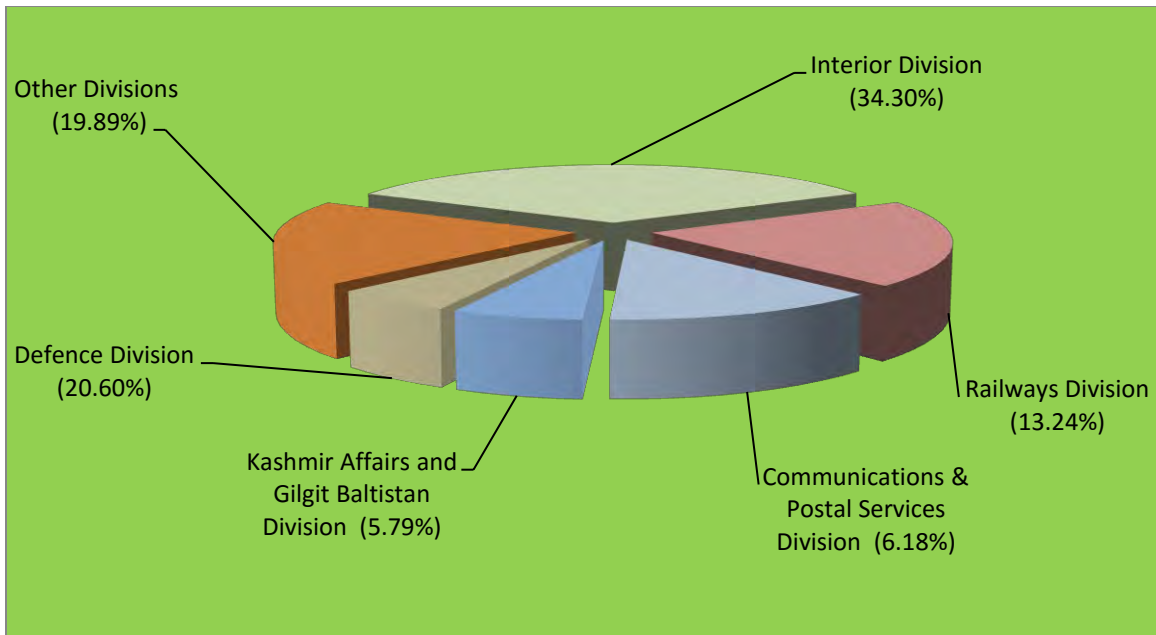
SECTION-B: MANPOWER DISTRIBUTION

14. This section deals with distribution of manpower in different divisions, showing basic scale wise distribution of employees working in main secretariat and attached departments / subordinate offices.

I. Manpower Distribution in Divisions

15. Amongst the divisions of the Federal Government, Interior Division is the largest administrative unit due to Civil Armed Forces (CAF) which comes out to be 34.30% (195,701) of the actual working strength (570,553). The second largest unit is the Defence Division with 20.60%, while Railways, Communications & Postal Services and Kashmir Affairs & Gilgit Baltistan with 13.24%, 6.18% and 5.79% rank third, fourth and fifth respectively as compared to other divisions having a share of 19.89%. Figure-5 describes the overall manpower distribution in different divisions.

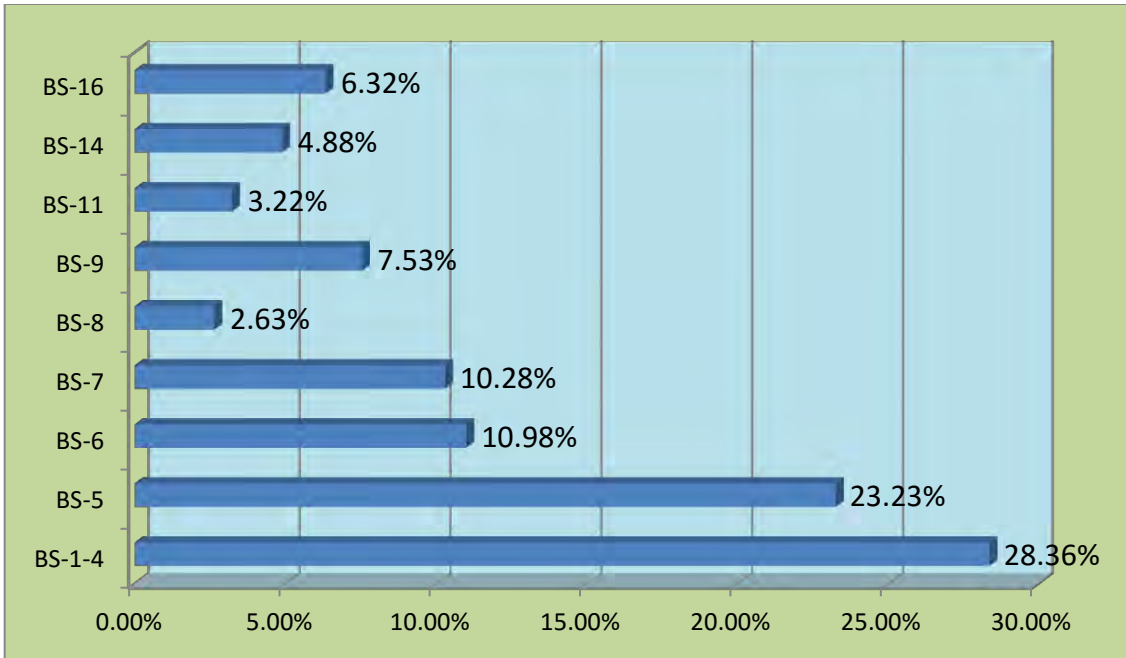
Figure-5: Manpower Distribution in Divisions.



II. Basic Scale Wise Distribution of Employees

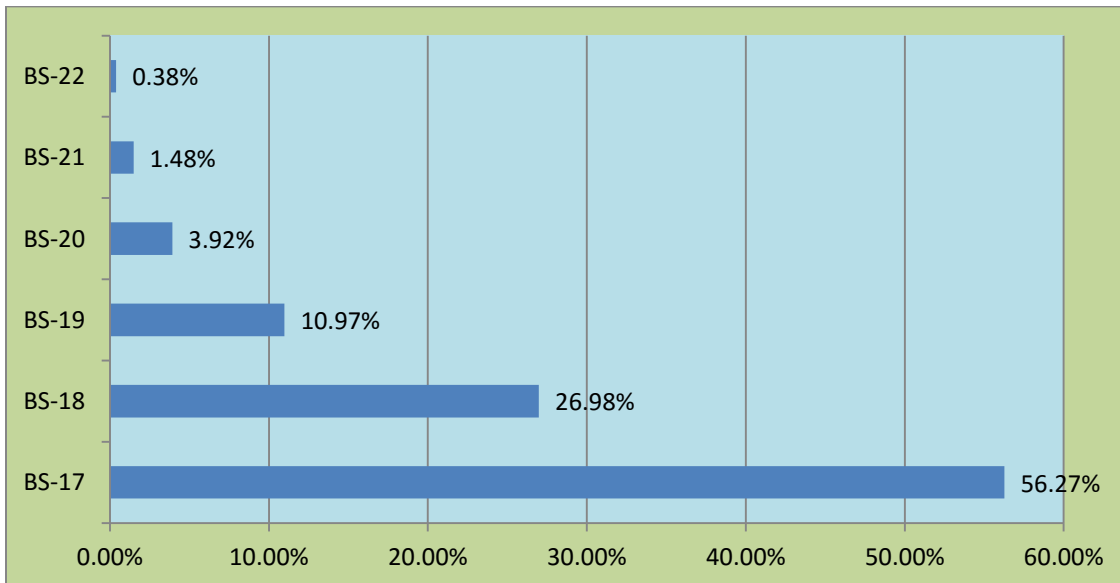
16. Basic scale (BS) wise analysis shows that BS 1-4 has largest share of 28.36% among total 542,695 working employees in BS 1-16 in the Federal Government. The second position goes to the employees working in BS-5 with 23.23%, the third, fourth and fifth positions are occupied by BS-6 with 10.98%, BS-7 with 10.28% and BS-9 with 7.53% respectively. However, BS-16 with 6.32%, BS-14 with 4.88%, BS-11 with 3.22% and BS-8 with 2.63% get sixth, seventh, eighth and ninth positions respectively. Remaining scales BS-15, BS-13, BS-12 and BS-10 are at the lowest positions with less than 1% share in employees of BS 1 to 16. Figure- 6 reflects actual percentage of staff strength in different pay scales from BS 1-16.

Figure-6: Basic Scale Wise Percent Share of Employees from BS 1 to 16.



17. In the actual strength of 27,858 officers working in BS 17-22 the percentage share of BS-17, BS-18, BS-19, BS-20, BS-21 and BS-22 comes to 56.27%, 26.98%, 10.97%, 3.92%, 1.48% and 0.38%. Figure-7 shows actual share position in BS 17-22.

Figure-7: Basic Scale Wise Percent Share of Employees from BS 17 to 22.

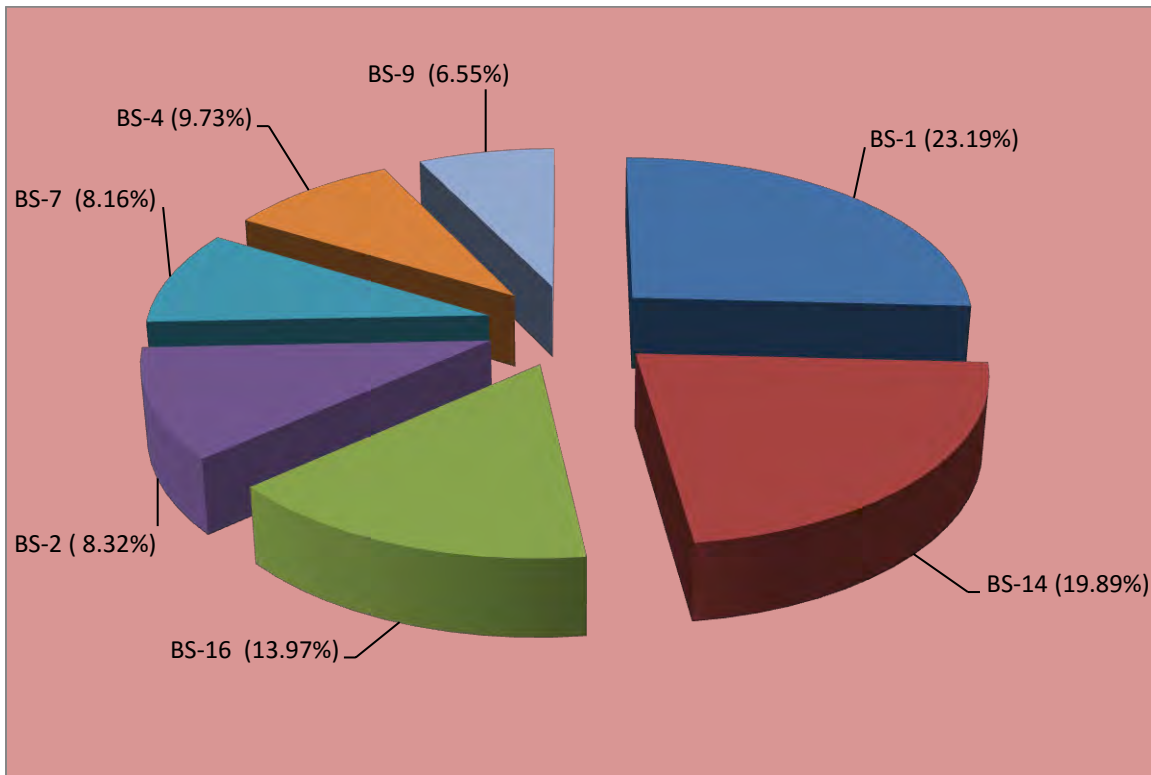


III. Basic Scale Wise Distribution of Employees Working in Main

Secretariat

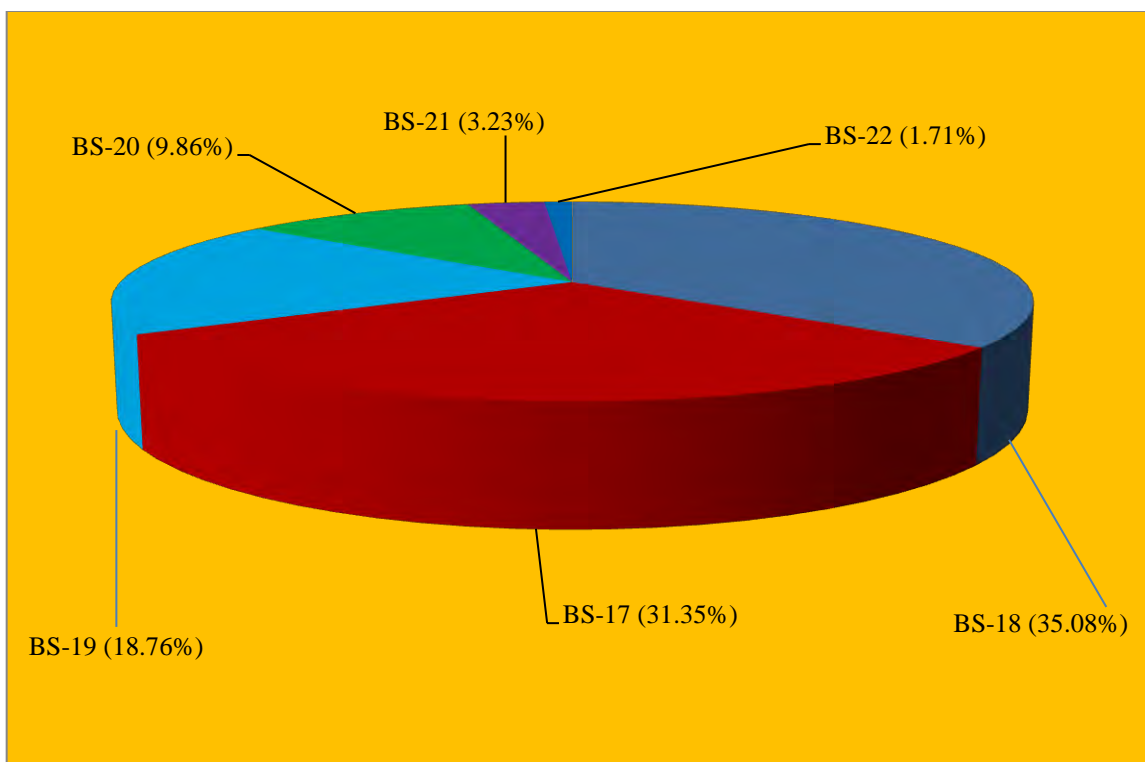
18. The analysis of employees in BS 1-16 working in Main Federal Secretariat shows that BS-1 has 23.19% share in actual strength of 16,919 BS-14 has 19.89%, BS-16 has 13.97%, BS-4 has 9.73% share, BS-2 has 8.32%, BS-7 has 8.16% and BS-9 has 6.55% share while other scales have near to less than 3% percent share. Figure-8 reveals percent distribution of these employees.

Figure-8: Employees Working in Main Secretariat in BS 1-16.



19. In respect of the actual strength of 4,025 officers working in BS 17-22, share of BS-18, BS-17, BS-19, BS-20, BS-21 and BS-22 is 35.08%, 31.35%, 18.76%, 9.86%, 3.23% and 1.71% respectively. Figure-9 shows actual position of employees working in Main Secretariat in BS 17-22.

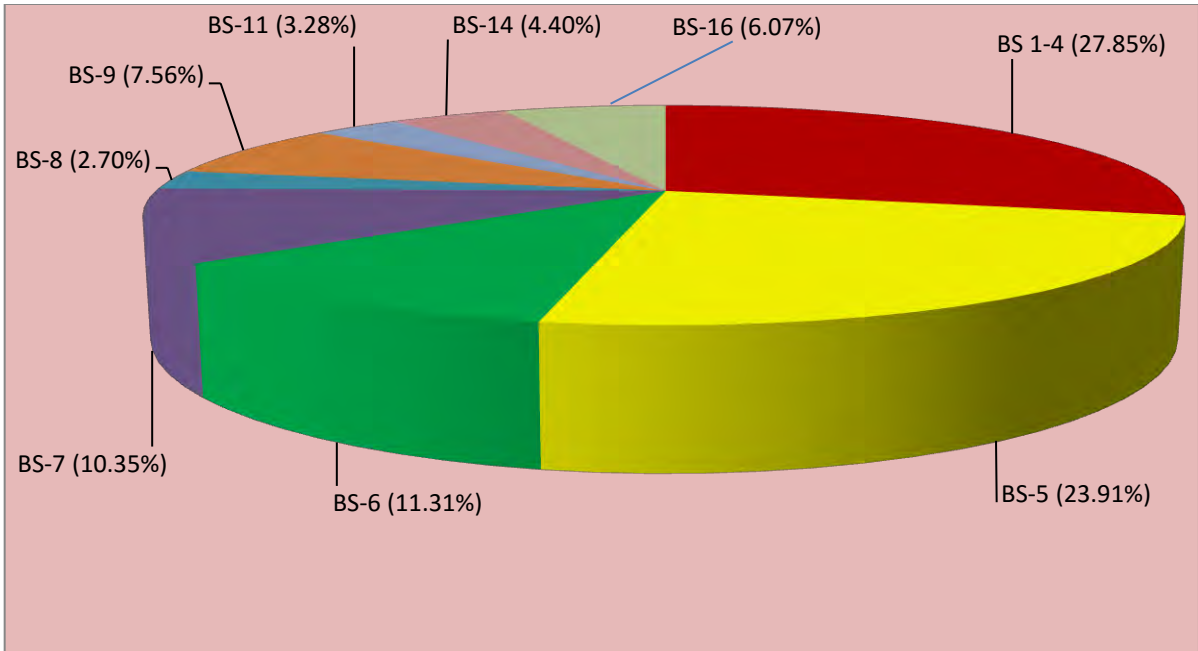
Figure-9: Employees Working in Main Secretariat in BS 17-22.



IV. Basic Scales Wise Distribution of Employees Working in Attached Departments and Subordinate Offices

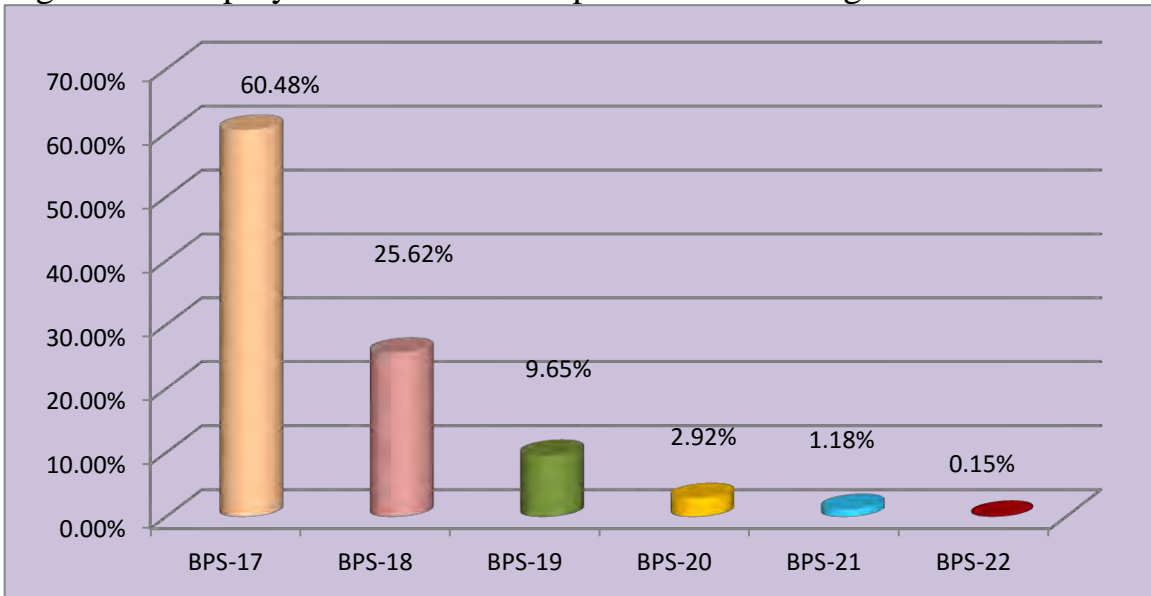
20. Basic scale (BS) wise analysis of employees working in attached departments and subordinate offices shows that BS 1-4 is at first position with 27.85% share in the total strength of 525,776 employees in BS 1-16. The employees of BS-5 have 23.91% share, BS-6 have 11.31%, BS-7 have 10.35%, BS-9 have 7.56%, BS-16 have 6.07%, BS-14 have 4.40%, BS-11 have 3.28% and BS-8 have 2.70% share while other scales have less than 1% share individually in the employees under discussion. Figure-10 reveals distribution trend of these employees in attached departments and subordinate offices working under Federal Government.

Figure-10: Employees in Attached Departments Working in BS 1-16.



21. As regards the actual strength of 23,833 officers in BS 17-22, BS-17, BS-18, BS-19, BS-20, BS-21 and BS-22 have 60.48%, 25.62%, 9.65%, 2.92%, 1.18% and 0.15% share working in attached departments and subordinate offices. Figure-11 reveals this trend.

Figure-11: Employees in Attached Departments Working in BS 17-22.



SECTION-C: OFFICE STATUS WISE DISTRIBUTION OF

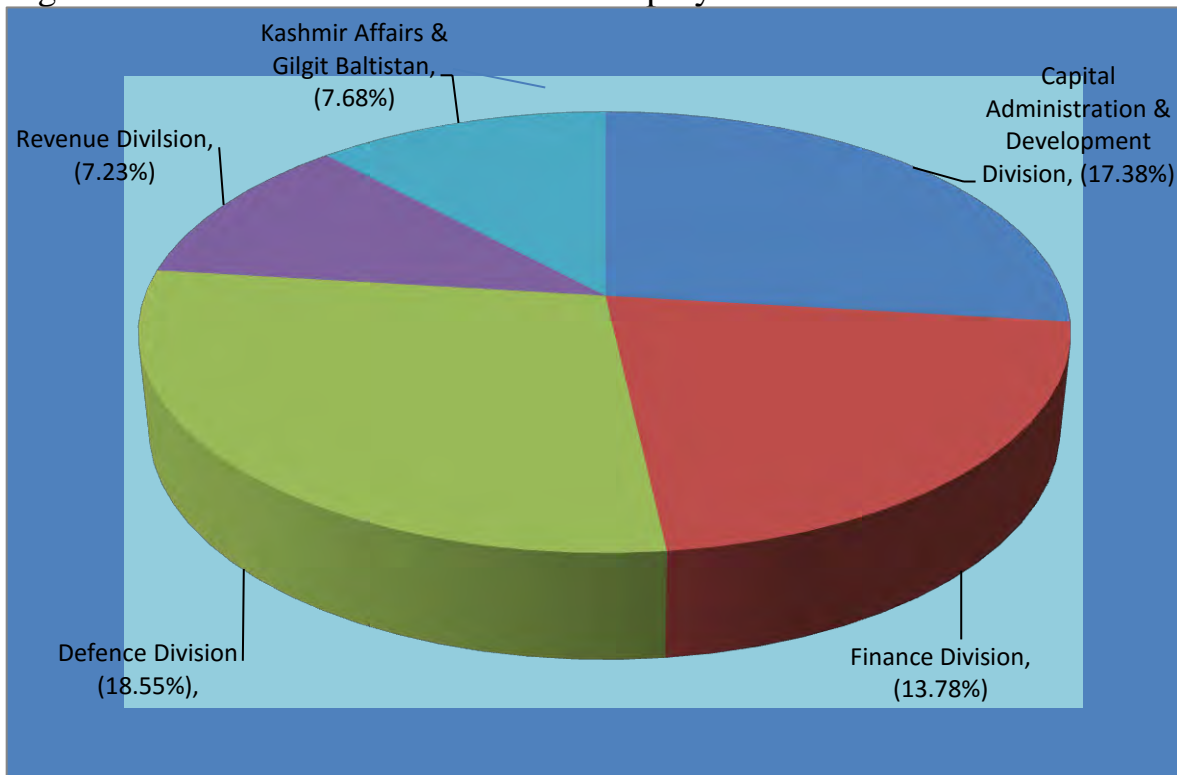
EMPLOYEES

22. This section reveals analysis of employees showing office-wise and scale-wise position in divisions, main secretariat and attached departments.

I. Overall Position of Employees in Divisions

23. Out of total actual working strength of 570,553 employees in BS 1 to 22, only 27,858 posts are occupied by the BS 17-22. Out of which, 18.55% officers belong to Defence Division and are ranked first follow by Capital Administration & Development Division with 17.38%, Finance Division with 13.78%, Kashmir Affairs & Gilgit Baltistan Division, Revenue Division with 7.68% and 7.23% share respectively. Figure-12 reflects office wise status and distribution of employees.

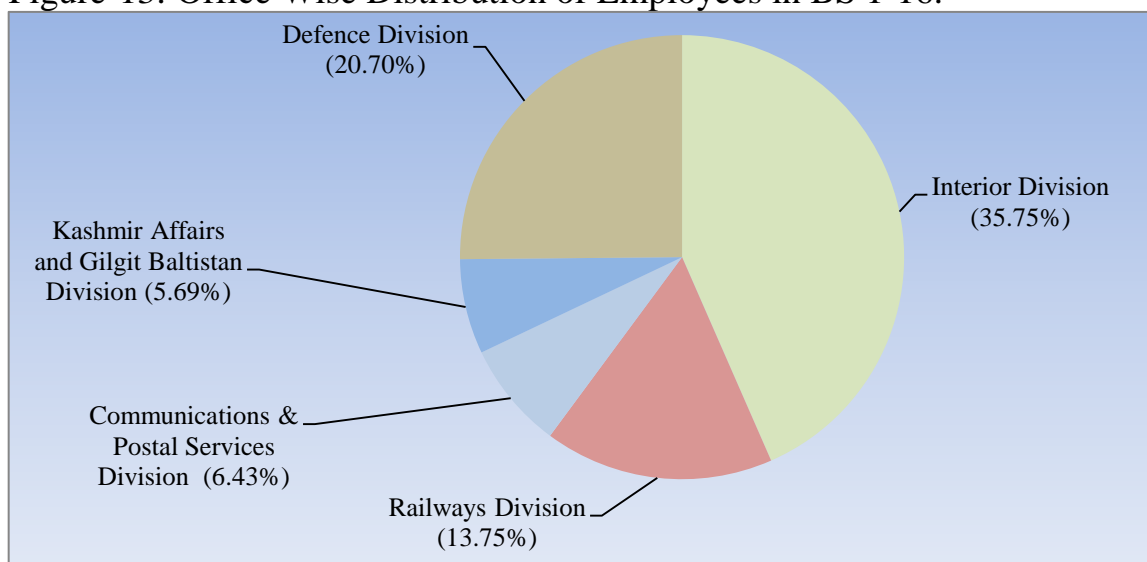
Figure-12: Office Wise Distribution of Employees in BS 17-22.



24. Moreover, out of the actual strength 542,695 employees working in

BS 1-16, Interior Division ranked first with 35.75% share due to Civil Armed Forces (CAF), followed by Defence Division with 20.70%, while, Railways, Communications & Postal Services and Kashmir Affairs & Gilgit Baltistan Divisions ranked third, fourth and fifth with 13.75%, 6.43% and 5.69% shares respectively. The pie chart at Figure-13 shows these positions.

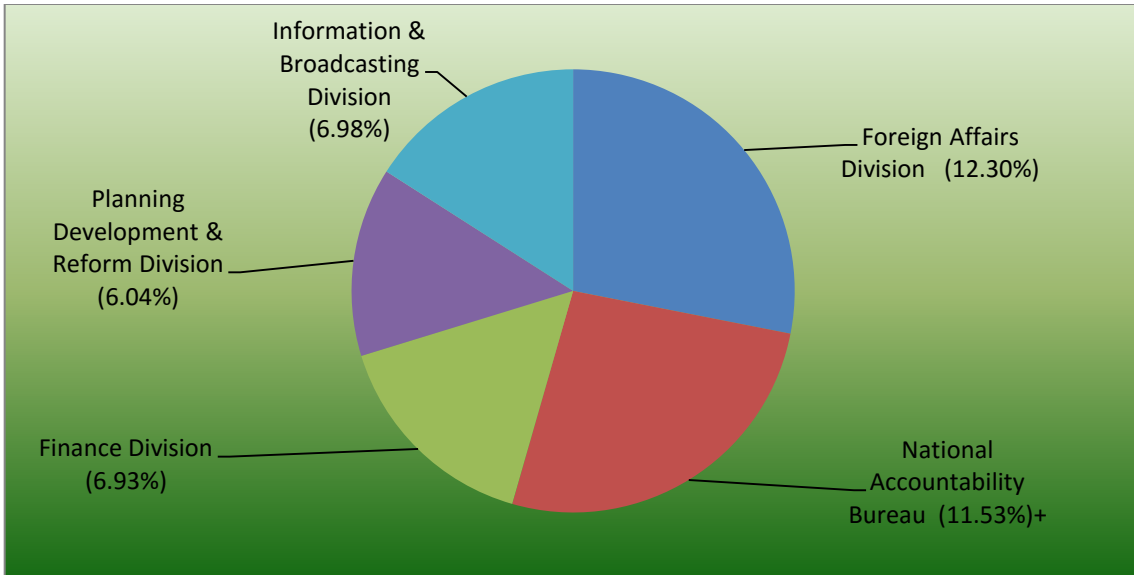
Figure-13: Office Wise Distribution of Employees in BS 1-16.



II. Position of Employees in Main Secretariat

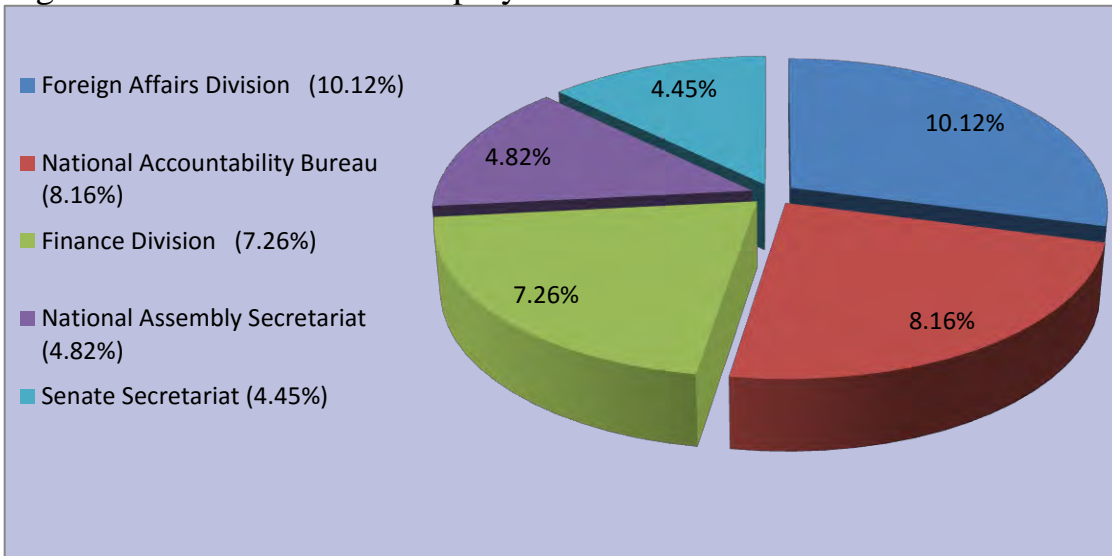
25. There are total 20,944 employees working in main secretariat, out of those 4,025 are in BS 17-22 and 16,919 in BS 1-16. For BS 17-22 out of actual working strength of 4,025 the major part 12.30% is working in Foreign Affairs Division. The National Accountability Bureau ranks 2nd with 11.53% of the actual strength of BS 17-22. Information & Broadcasting Division with 6.98%, Finance Division with 6.93% and Planning Development & Reform Division with 6.04% share stand third, fourth and fifth respectively. The actual position of employees working in main secretariat is depicted in Figure-14.

Figure-14: Distribution of Employees in Main Secretariat in BS 17-22.



26. With regard to 16,919 Federal Government employees in BPS 1-16 working in secretariat, maximum employees i.e. 10.12% are in Foreign Affairs Division, followed by National Accountability Bureau with 8.16%, Finance Division, National Assembly Secretariat and Senate Secretariat with 7.26%, 4.82% and 4.45% share respectively. The pie chart at Figure-15 shows actual employees of BS 1-16 working in main secretariat.

Figure-15: Distribution of Employees in Main Secretariat in BS 1-16.

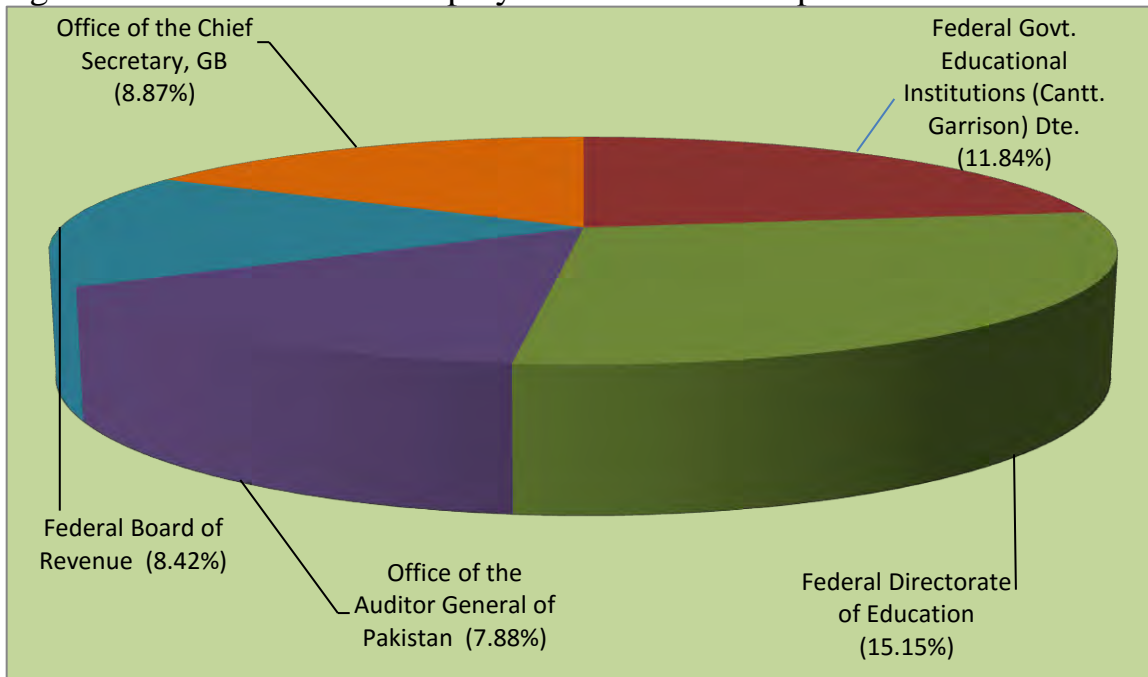


III. Position of Employees in Attached Departments and Subordinate

Offices

27. Total 549,609 employees of Federal Government are working in attached departments and subordinate offices other than main secretariat and among these employees 23,833 are working in BS 17-22 while 525,776 are working in BS 1-16. For officers working in BS 17-22, the Federal Directorate of Education ranks first with 15.15%, Federal Government Educational Institutions (Cantt/Garrison) Directorate with 11.84% and Office of the Chief Secretary, Gilgit Baltistan with 8.87% secured second & third positions respectively. Federal Board of Revenue and Office of the Auditor General of Pakistan with 8.42% and 7.88% remain fourth and fifth positions respectively. A pie chart at Figure-16 reflects the actual position of these employees.

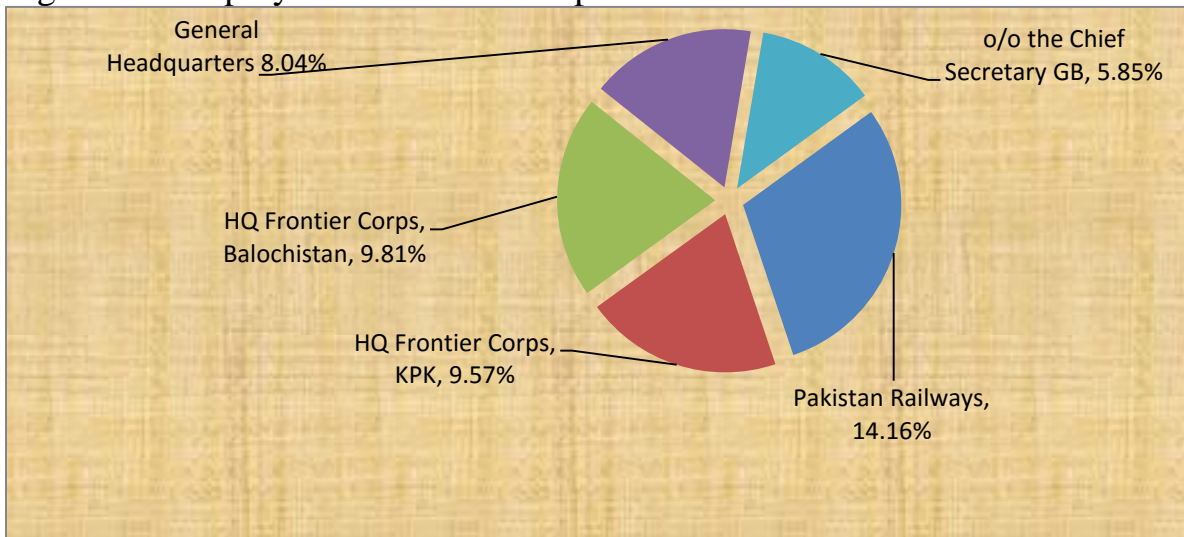
Figure-16: Distribution of Employees in Attached Departments in BS 17-22.



28. As regards employees in BS 1-16 in attached departments and subordinate offices, out of total 525,776 employees, Pakistan Railways and

HQ Frontier Corps Balochistan, rank first and second with 14.16% and 9.81% respectively, whereas third, fourth and fifth ranking go to HQ Frontier Corps Khyber Pakhtunkhwa, General Headquarters and Office of the Chief Secretary, Gilgit Baltistan with 9.57%, 8.04% and 5.85% respectively. Figure-17 shows these shares.

Figure-17: Employees in Attached Departments in BS 1-16.



SECTION-D: FEMALE EMPLOYEES IN FEDERAL GOVERNMENT

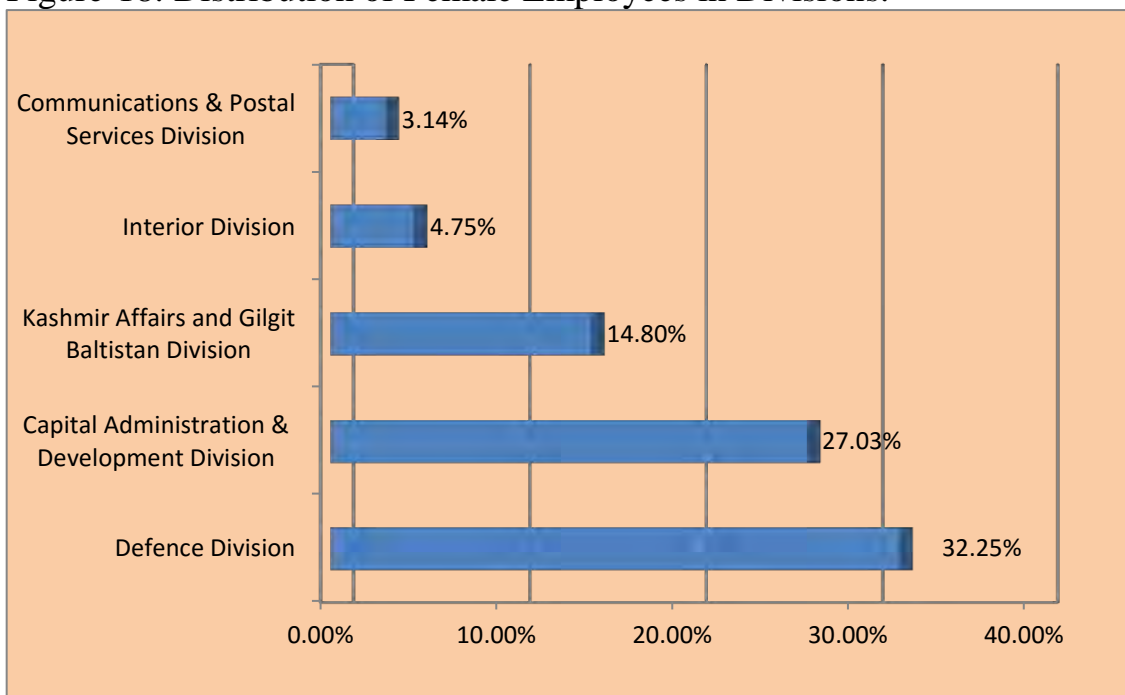
29. The position of female employees working in Federal Government has been analyzed in this section. Distribution of female employees in different divisions in Federal secretariat, attached departments and subordinate offices has been discussed. The analysis also has been extended up to basic scale wise females working in Federal Government.

I. Distribution of Female Employees in Divisions

30. Total 31,281 female employees are working in Federal Government, out of them 6,189 are in BS 17-22 while 25,092 are working in BS 1-16. The analysis reveals that the Defence Division is the largest administrative unit in terms of female employees, with share of 32.25% in the total female work

force because of sizeable employment in its departments. The second largest unit is the Capital Administration & Development Division with 27.03% of the total female employees, due to large number of female teachers and nurses. Kashmir Affairs & Gilgit Baltistan, Interior and Communications & Postal Services Divisions remain third, fourth and fifth with share of 14.80%, 4.75% and 3.14% respectively out of the total female employees. Bar chart at Figure-18 reflects overall manpower distribution of female employees in the above mentioned five Divisions.

Figure-18: Distribution of Female Employees in Divisions.

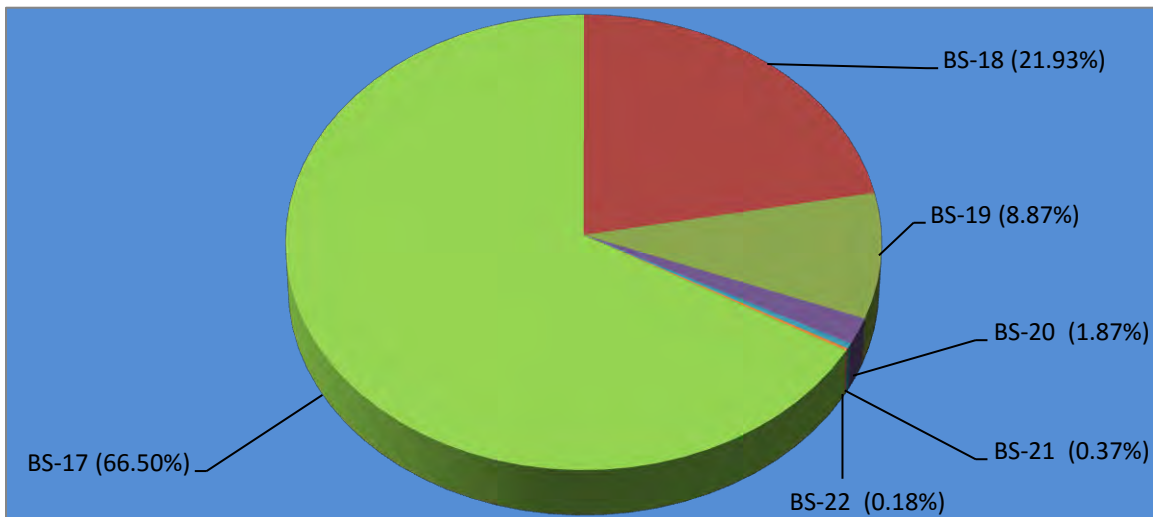


II. Basic Scale Wise Distribution of Female Employees

31. Basic scale wise analysis of actual strength of 31,281 female employees shows that share of BS 17-22 is 19.79% and share of BS 1-16 is 80.21%. Out of 6189 female employees in BS 17 to 22, 66.50% are in BS-17, 21.93% in BS-18, 8.87% in BS-19, 1.87% in BS-20, 0.65% in BS-21 and

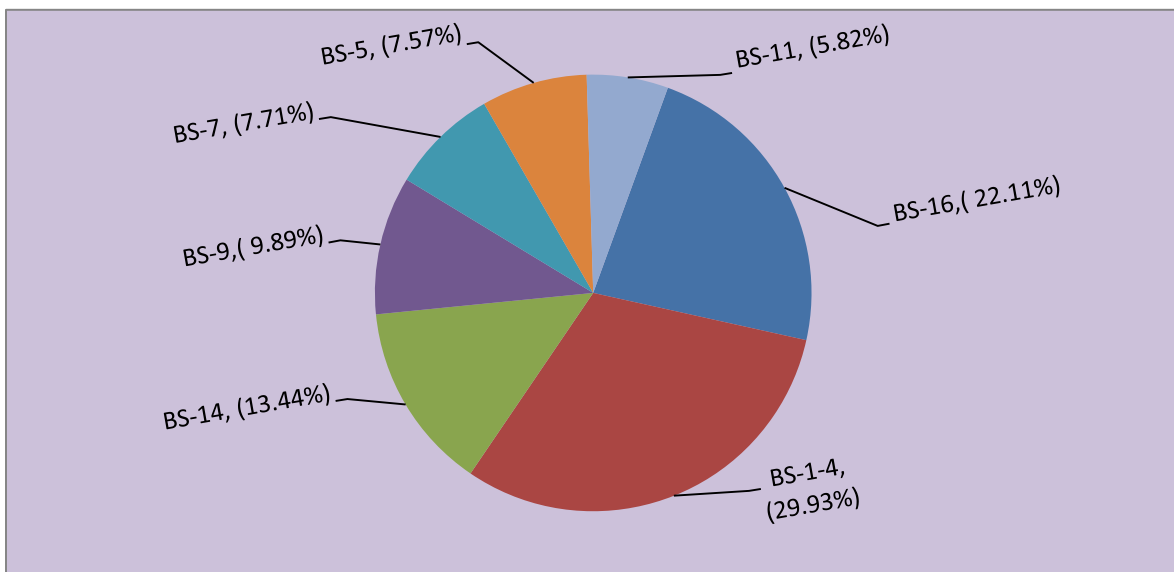
0.18% in BS-22 working in Federal Government. Figure-19 shows these shares.

Figure-19: Distribution of Female Employees in BS 17-22.



32. Among 25,092 female employees working in BS 1-16, there are 22.11% in BS-16, 13.44% in BS-14, 5.82% in BS-11, 9.89% in BS-9, 7.71% in BS-7, 7.57% in BS-5 and 29.93% are in BS 1-4 while others have minor share. Figure-20 depicts these shares.

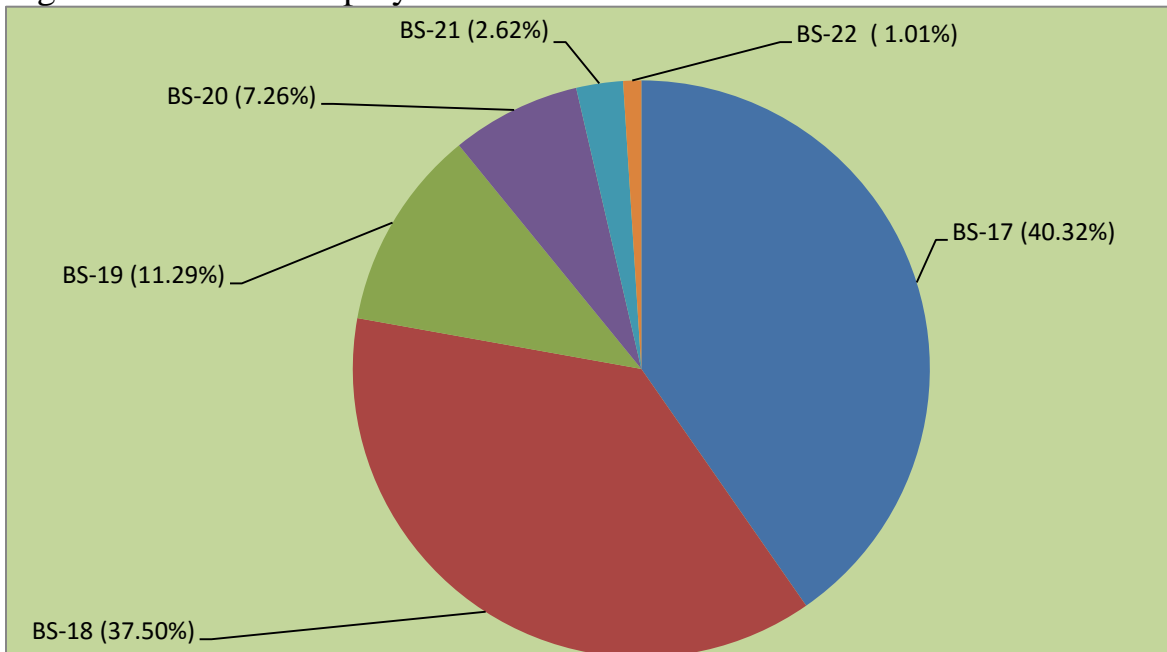
Figure-20: Distribution of Female Employees in BS 1-16.



III. Distribution of Female Employees in Federal Secretariat

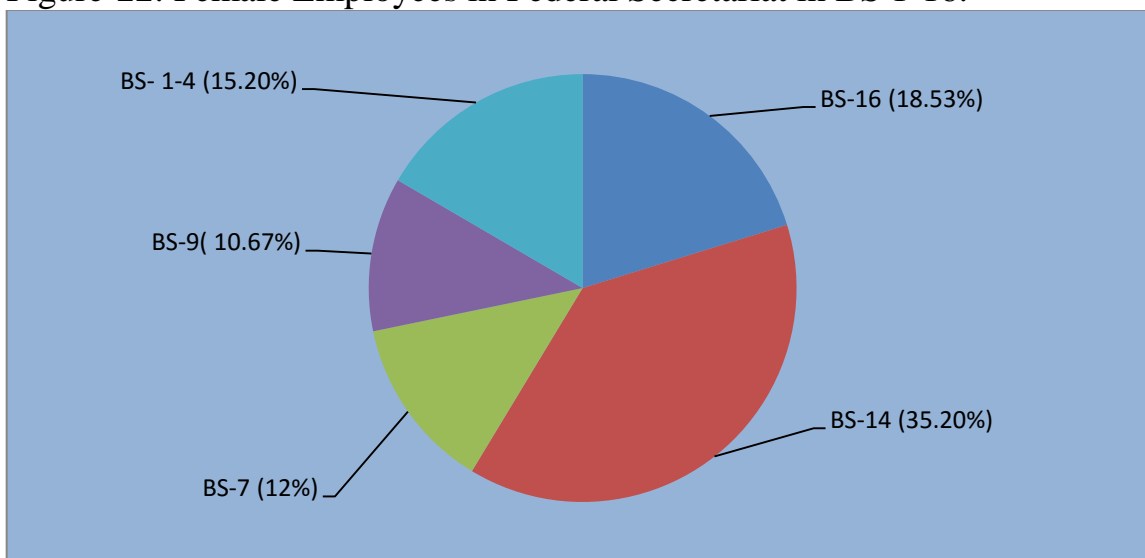
33. In Federal Secretariat total working strength of female employees is 1,246, out of which 39.81% are in BS 17 to 22 while 60.19% are in BS 1 to 16 showing biggest portion is working in BS 1 to 16. Out of total female officers working in Federal Secretariat, 40.32% are in BS-17, 37.50% in BS-18, 11.29% in BS-19, 7.26% in BS-20, 2.62% in BS-21 and 1.01% are working in BS-22. Pie chart in Figure-21 shows these shares for each scale.

Figure-21: Female Employees in Federal Secretariat in BS 17-22.



34. Female employees in BS 1 to 16 working in Federal Secretariat are 750, out of that 18.53% in BS-16, 35.20% in BS-14, 12% in BS-7, 10.67% in BS-9 and 15.20% in BS 1 to 4 are working in the Federal Secretariat. The Pie chart shows these shares in Figure-22.

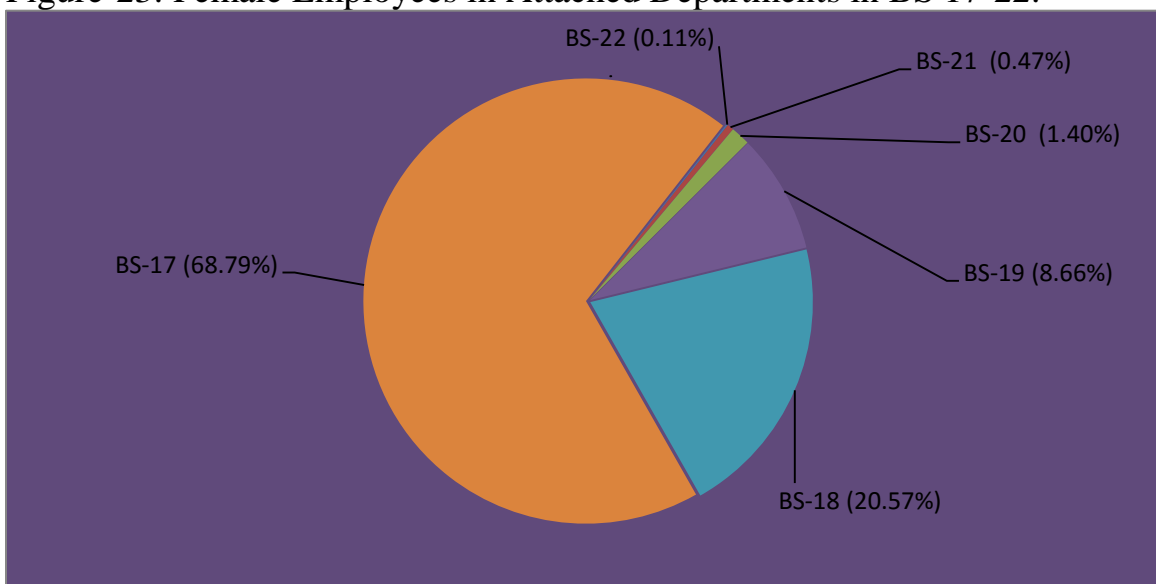
Figure-22: Female Employees in Federal Secretariat in BS 1-16.



IV. Female Employees in Attached Departments

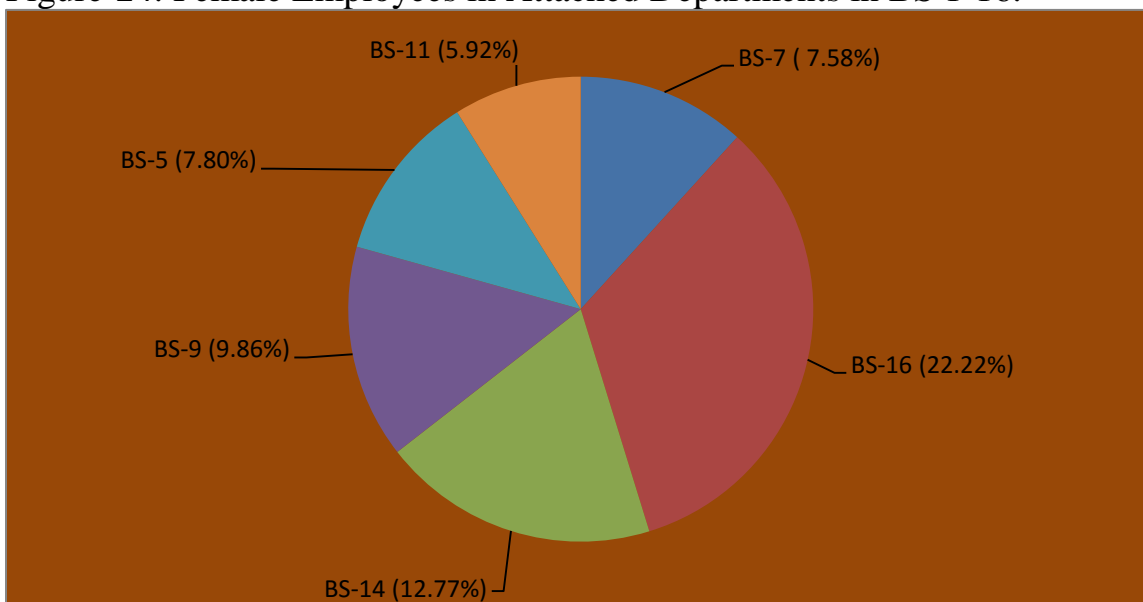
35. Total 30,035 females are working in attached departments and subordinate offices, out of that 5,693 (18.95%) are working in BS- 17 to 22. Out of these 5,693 females, 68.79% are in B-17, 20.57% in BS-18, 8.66% in BS-19, 1.40% in BS-20, 0.47.% are working in BS-21 and 0.11% in BS-22 respectively. These shares are shown in Figure-23.

Figure-23: Female Employees in Attached Departments in BS 17-22.



36. Out of 24,342 females in BS 1 to 16 working in attached departments and subordinate offices, there are 22.22% in BS-16, 12.77% in BS-14, 5.92% in BS-11, 9.86% in BS-9, 7.58% in BS-7, 30.38% are in BS 1 to 4, while other scales have minor share individually. Figure-24 shows these shares of female employees.

Figure-24: Female Employees in Attached Departments in BS 1-16.



SECTION-E: DOMICILE WISE ANALYSIS

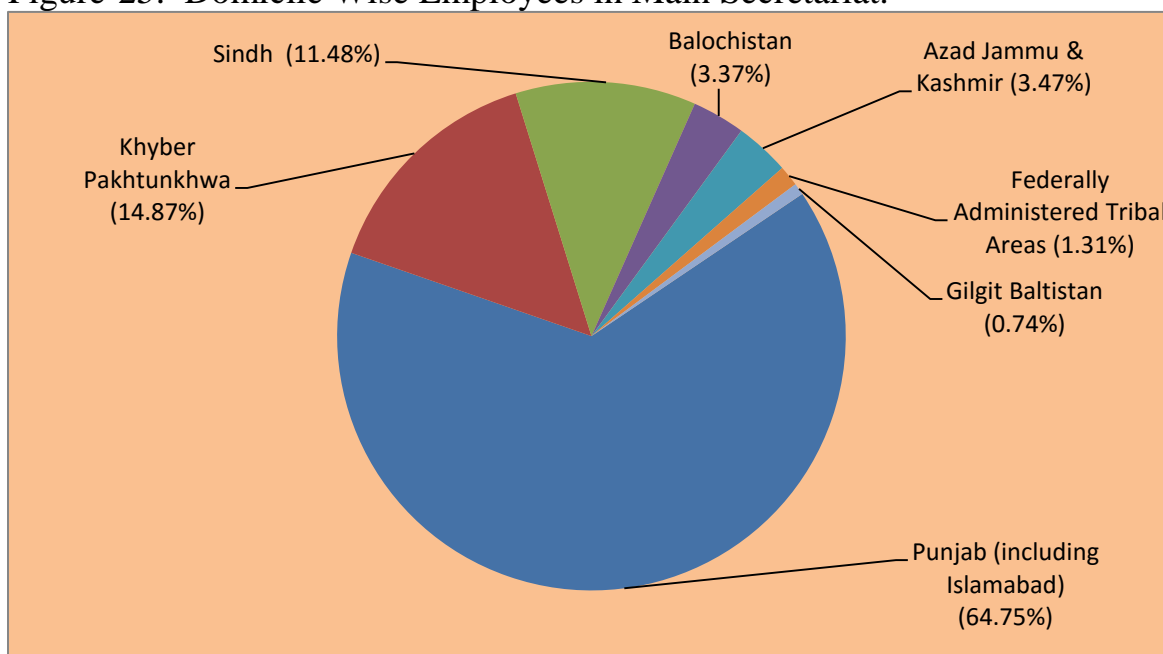
37. This section provides domicile wise analysis of total as well as female Federal Government employees working in main secretariat, attached departments and subordinate offices.

I. Domicile Wise Federal Government Employees in Main Secretariat

38. Among 20,944 Federal Government employees working in BS 1-22 in the Federal Secretariat, having Punjab domicile are 64.75% (including 9.78% Islamabad) ranked first while second largest share goes to Khyber Pakhtunkhwa with 14.87%. The third, fourth and fifth positions go to Sindh

with 11.48% (6.49% for Sindh Rural and 4.99% Sindh Urban), Azad Jammu & Kashmir 3.47%, Balochistan 3.37% while Federally Administered Tribal Areas with 1.31% and Gilgit Baltistan with 0.74% stand at sixth and seventh positions respectively. Figure-25 indicates domicile wise positions of Federal Government employees in main secretariat.

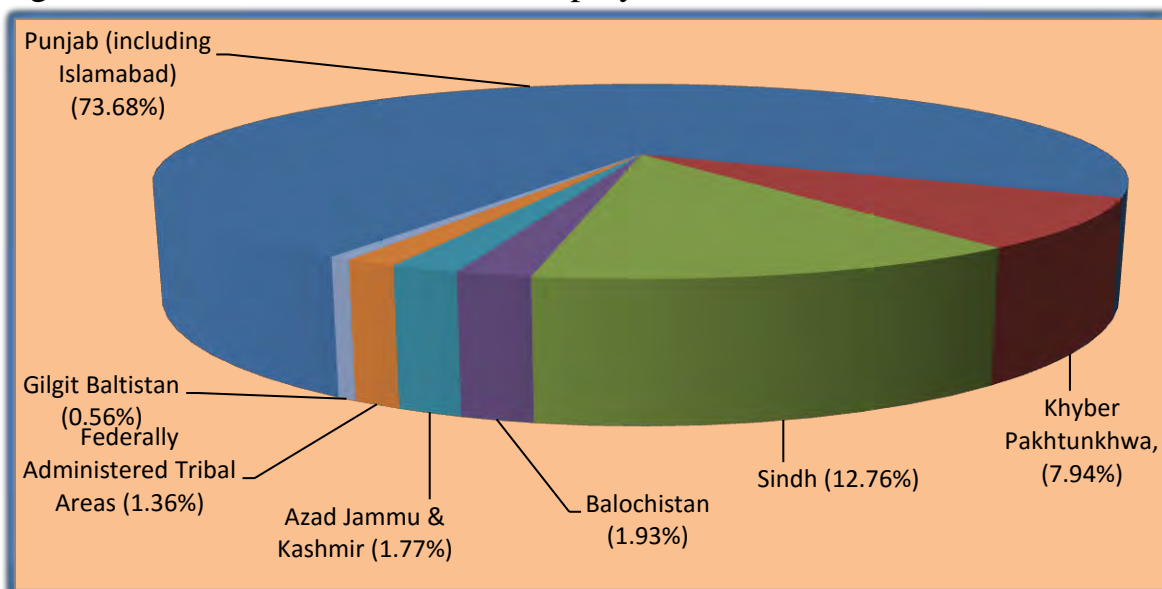
Figure-25: Domicile Wise Employees in Main Secretariat.



II. Domicile Wise Female Employees in Main Secretariat

39. Among 1246 female employees working in main secretariat, the Punjab province with 73.68% (including 8.43% Islamabad) has largest share while Sindh province has second position with 12.76% (4.65% for rural and 8.11% urban), Khyber Pakhtunkhwa with 7.94% stands at third position, Balochistan and Azad Jammu & Kashmir with 1.93% and 1.77% at fourth and fifth, Federally Administered Tribal Areas with 1.36%, at sixth and Gilgit Baltistan with 0.56% is at the bottom of share. The actual domicile wise position of female employees in main secretariat is given at Figure-26.

Figure-26: Domicile Wise Female Employees in Main Secretariat



III Domicile Wise Employees Working in Attached Departments

40. Among 549,609 Federal Government employees working in attached departments and subordinate offices, Punjab with 46.43% (including 1.62% Islamabad), Khyber Pakhtunkhwa with 24.91%, Sindh with 14.13%, Gilgit Baltistan with 6.78%, Balochistan with 4.10%, Federally Administered Tribal Areas with 2.48% and Azad Jammu & Kashmir with 1.17% stand at their respective positions. Domicile wise position of Federal Government employees working in attached departments and subordinate offices is reflected at Figure-27.

IV Domicile Wise Female Employees Working in Attached Departments and Subordinate Offices

41. Among 30,035 female employees working in attached departments and subordinate offices, the largest share of 58.70% goes to the Punjab (including 7.57% Islamabad), while Sindh with 13.09%, Gilgit Baltistan with 16.12%, Khyber Pakhtunkhwa with 7.33%, Balochistan 2.52%, Azad Jammu & Kashmir 1.32% and Federally Administered Tribal Areas 0.92% shares

respectively. Figure-28 shows domicile wise position of female employees working in attached departments and subordinate offices.

Figure-27: Domicile Wise Employees in Attached Departments.

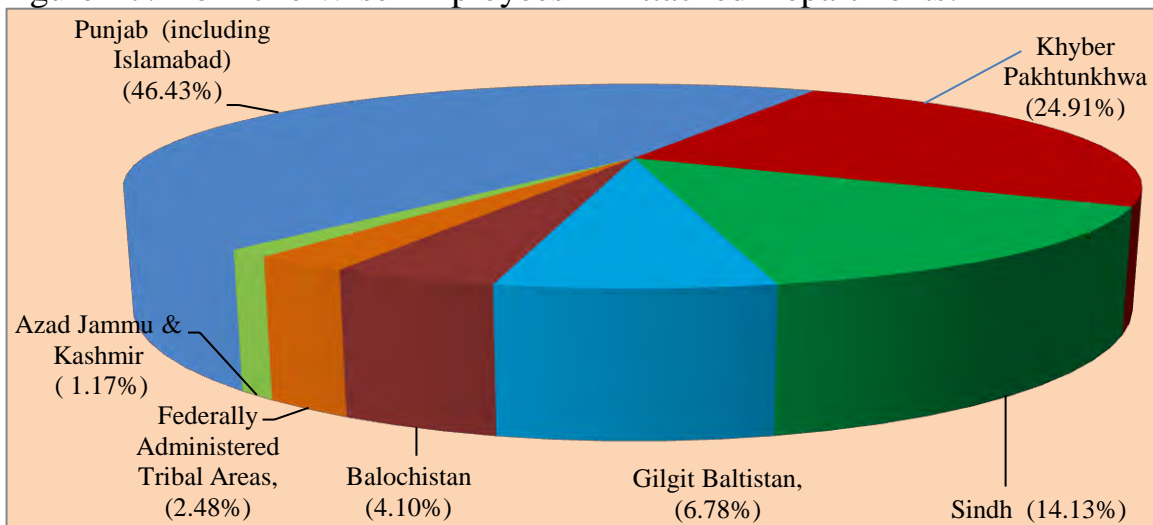
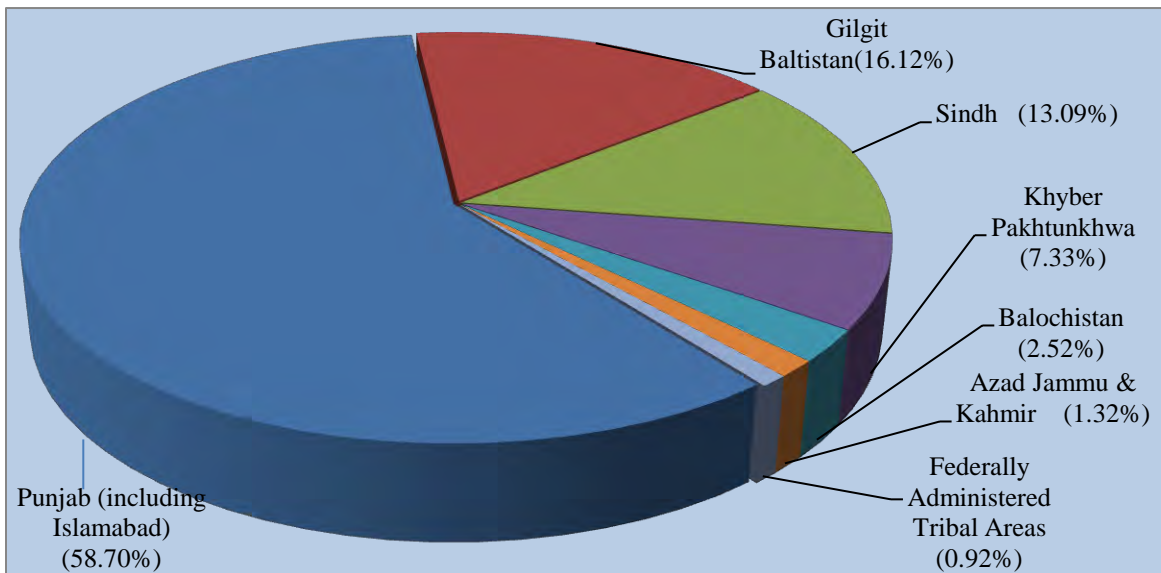


Figure-28: Domicile Wise Female Employees in Attached Departments



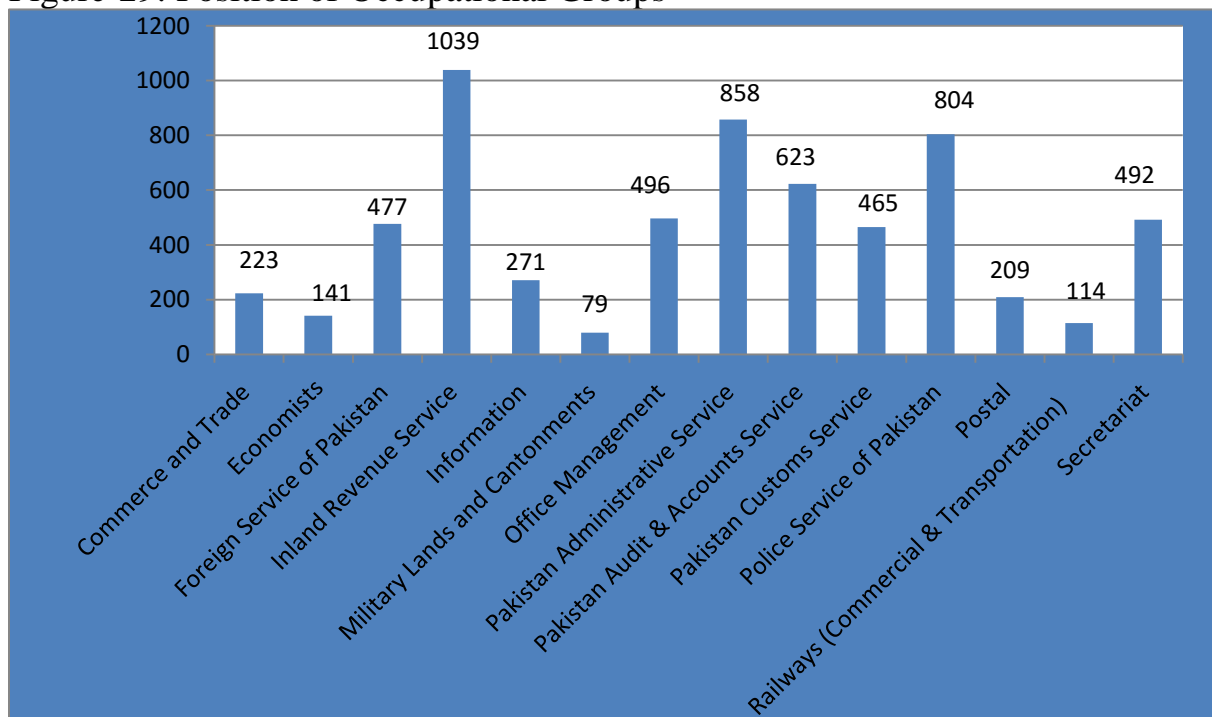
SECTION-F: ANALYSIS OF OCCUPATIONAL GROUPS

42. This section reveals analysis of overall occupational groups and females working in occupational groups.

I. Position of Occupational Groups

43. There are 6,291 employees working in 14 occupational groups in Federal Government of Pakistan. Out of total 27,858 employees in BS 17-22, Inland Revenue Service remained predominant with a strength of 1039 having a share of 16.52% of the total number of employees in occupational groups. This is followed by Pakistan Administrative Service (858) with 13.64%, Police Service of Pakistan (804) with 12.78%, Pakistan Audit & Accounts Service (623) with 9.90%, Office Management (496) with 7.88%, Secretariat (492) with 7.82%, Foreign Service of Pakistan (477) with 7.58%, Pakistan Customs Service (465) with 7.39%, Information (271) with 4.31%, Commerce & Trade (223) with 3.54%, Postal (209) with 3.32%, Economists (141) with 2.24%, Railways (Commercial & Transportation) (114) with 1.81%, Military Lands & Cantonments (79) with 1.26% shares respectively. However cadre employees have 22.58% share and ex-cadre employees have 77.42% share in all the employees working in BS 17 to 22. Bar chart in Figure-29 shows the distribution of cadre employees.

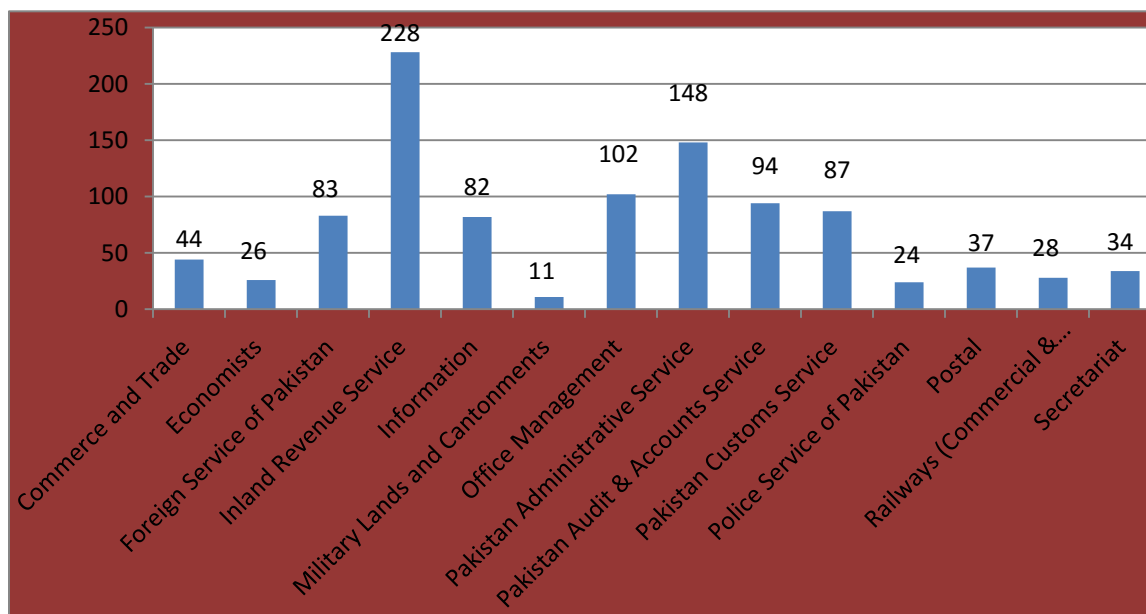
Figure-29: Position of Occupational Groups



II. Female Officers in Occupational Groups

44. Total 6189 female employees are working in BS 17 to 22 out of whom 1028 are in occupational groups. Out of total females working in groups, Inland Revenue Service remained predominant having 228 with 22.18% female officers working in BS 17-22, this is followed by Pakistan Administrative Service (148) with 14.40%, Office Management (102) with 9.92%, Pakistan Audit & Accounts Service (94) with 9.14%, Pakistan Customs Service (87) with 8.46%, Foreign Service of Pakistan (83) with 8.07%, Information have 82 female officers with 7.98%, Commerce & Trade (44) with 4.28%, Postal (37) with 3.60%, Secretariat (34) with 3.31%, Railways (Commercial & Transportation) (28) with 2.72%, Economists (26) with 2.53%, Police Service of Pakistan (24) with 2.33% and Military Lands & Cantonments (11) with 1.07%. However, 1028 cadre female employees have 16.61% share in total female employees while 6189 ex-cadre female employees are 83.39% of total female employees in BS 17 to 22 in Federal Government of Pakistan. Figure-30 shows the position of female officers in occupational groups.

Figure-30: Female Officers in Occupational Groups.

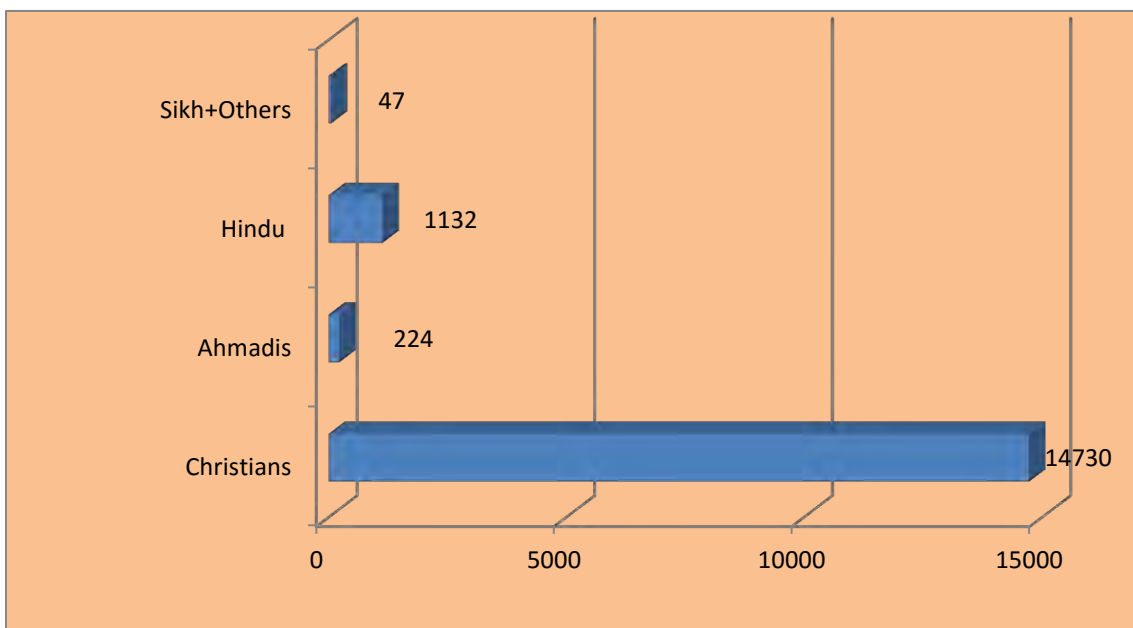


SECTION-G: ANALYSIS OF NON-MUSLIMS AND MANAGEMENT POSITION SCALES

I. Non Muslims

45. Out of total strength of 16,133 Federal Government non-muslim employees, a sizable number of 14730 (91.30%) are Christians, whereas 224 (1.39%) are Qadiyani, 956 (5.93%) are Hindus (caste), 176 (1.09%) are Hindus (non-caste), 13 (0.08%) are Sikhs and 34 (0.21%) belong to the other non-muslim religions. Bar chart in Figure-31 shows the actual number of non-muslim employees.

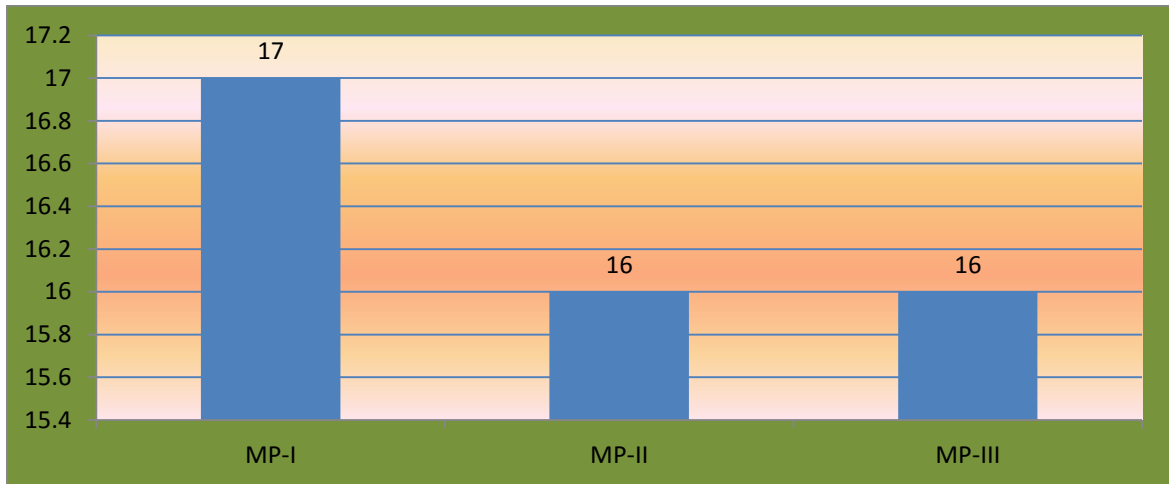
Figure- 31: Actual Number of Non-Muslim Employees.



II. Management Position Scales

46. The data about Management Postion (MP) scales reveal that there are total 49 officers working in the Federal Government Offices. Out of 49 officers, 17 are working in MP-I, 16 in MP-II and 16 in MP-III. These numbers are highlighted in Figure -32 as :

Figure- 32: Officers Working in Management Positon Scales



STATISTICAL TABLES

TABLE-1
SANCTIONED AND ACTUAL STRENGTH OF EMPLOYEES BY BASIC SCALE AND DOMICILE

BASIC SCALE	SANCTIONED POSTS	ACTUAL POSTS (FILLED IN)	DOMICILE								
			ISLAMABAD	PUNJAB	SINDH (R)	SINDH (U)	KP	BALUCHISTAN	AJ&K	GB	FATA
22	123	105	0	63	6	8	22	3	1	1	1
21	559	412	2	223	30	43	79	19	4	1	11
20	1450	1092	10	641	98	78	151	42	20	16	36
19	3877	3056	68	1679	281	203	444	109	58	136	78
18	10149	7517	131	4092	593	472	1037	272	134	644	142
17	20933	15676	221	8749	1118	1019	2085	537	292	1437	218
Sub-Total	37091	27858	432	15447	2126	1823	3818	982	509	2235	486
16	43316	34281	549	18938	2710	3261	4652	983	580	2210	398
15	2457	2071	28	1026	228	156	303	124	40	142	24
14	31610	26492	439	13018	2539	2171	4205	1052	396	2371	301
13	3275	3295	6	1986	331	323	398	152	35	26	38
12	6826	4306	137	1808	633	473	600	150	48	436	21
11	22198	17465	155	5882	1224	1083	3373	443	155	4854	296
10	4829	4283	23	2016	765	504	732	91	55	83	14
9	43821	40860	427	19366	4509	2995	6911	1394	631	4258	369
8	18073	14288	118	4960	864	424	6209	349	102	420	842
7	62815	55784	736	24463	4732	2808	15673	1983	778	3112	1499
6	64585	59578	76	20613	2456	1327	28251	1639	177	1069	3970
5	138175	126097	1144	45850	8571	5614	44280	6869	1106	7839	4824
4	27883	23159	262	12352	2611	1530	3968	1481	387	364	204
3	12627	12327	190	6224	1016	1133	1567	736	340	973	148
2	54743	56193	1245	28760	5013	3580	8144	2613	743	5839	256
1	74852	62216	4998	35058	6363	4185	6969	2185	1083	1166	209
Sub-Total	612085	542695	10533	242320	44565	31567	136235	22244	6656	35162	13413
Total	649176	570553	10965	257767	46691	33390	140053	23226	7165	37397	13899

TABLE-2
ACTUAL STRENGTH OF FEMALE EMPLOYEES BY BASIC SCALE AND DOMICILE

BASIC SCALE	ACTUAL POSTS (FILLED IN)	DOMICILE									
		ISLAMABAD	PUNJAB	SINDH (R)	SINDH (U)	KP	BALUCHISTAN	AJ&K	GB	FATA	
22	11	0	11	0	0	0	0	0	0	0	0
21	40	0	23	2	9	2	1	3	0	0	0
20	116	2	73	8	17	11	1	3	1	0	0
19	549	20	320	38	41	72	20	14	21	3	3
18	1357	39	782	68	95	147	43	31	140	12	12
17	4116	87	2656	224	260	410	118	83	244	34	34
Sub-Total	6189	148	3865	340	422	642	183	134	406	49	49
16	5548	200	3631	210	401	461	71	73	472	29	29
15	117	14	59	6	9	10	6	0	10	3	3
14	3372	92	1698	242	285	346	95	46	553	15	15
13	27	1	16	0	8	0	1	0	0	1	1
12	263	14	98	21	20	6	2	2	99	1	1
11	1460	38	278	65	45	47	22	9	954	2	2
10	64	2	21	2	8	6	2	1	22	0	0
9	2481	56	919	293	168	135	42	20	824	24	24
8	199	5	132	24	20	2	3	4	9	0	0
7	1935	129	864	153	125	114	50	19	430	51	51
6	217	4	97	18	29	21	2	6	40	0	0
5	1899	372	664	102	161	154	47	25	370	4	4
4	431	31	155	62	20	12	65	2	47	37	37
3	1060	29	231	83	96	77	65	39	411	29	29
2	2351	203	1347	163	148	164	69	25	202	30	30
1	3668	1040	2096	217	124	105	55	12	1	18	18
Sub-Total	25092	2230	12306	1661	1667	1660	597	283	4444	244	244
Total	31281	2378	16171	2001	2089	2302	780	417	4850	293	293

TABLE-3
SANCTIONED AND ACTUAL STRENGTH OF EMPLOYEES IN FEDERAL SECRETARIAT
BY BASIC SCALE AND DOMICILE

BASIC SCALE	SANCTIONED POSTS	ACTUAL POSTS (FILLED IN)	DOMICILE									
			ISLAMABAD	PUNJAB	SINDH (R)	SINDH (U)	KP	BALUCHISTAN	AJ&K	GB	FATA	
22	82	69	0	37	6	6	17	2	1	0	0	
21	178	130	1	80	5	7	26	6	2	0	3	
20	512	397	2	243	26	26	58	17	10	2	13	
19	1042	755	22	444	56	47	117	29	17	1	22	
18	1825	1412	39	826	130	74	196	72	31	6	38	
17	1732	1262	43	724	120	86	165	67	24	5	28	
Sub-Total	5371	4025	107	2354	343	246	579	193	85	14	104	
16	2893	2364	90	1394	222	129	366	66	52	12	33	
15	404	335	16	192	23	21	45	12	15	3	8	
14	4048	3366	137	1814	339	225	514	164	69	54	50	
13	17	16	2	8	1	1	4	0	0	0	0	
12	168	132	8	65	17	11	18	7	3	1	2	
11	238	189	15	113	14	6	23	4	11	2	1	
10	38	30	3	17	2	2	5	0	0	1	0	
9	1296	1109	48	641	77	58	175	40	44	11	15	
8	94	86	16	42	3	5	13	1	5	0	1	
7	1606	1381	98	741	114	75	222	54	42	13	22	
6	102	97	8	49	3	9	20	3	4	0	1	
5	418	361	34	209	12	9	68	5	22	2	0	
4	1879	1647	80	923	109	99	263	68	75	11	19	
3	485	474	44	249	20	21	95	2	35	5	3	
2	1788	1408	242	883	11	23	174	3	62	7	3	
1	4177	3924	1101	1819	50	105	530	84	202	20	13	
Sub-Total	19651	16919	1942	9159	1017	799	2535	513	641	142	171	
Total	25022	20944	2049	11513	1360	1045	3114	706	726	156	275	

TABLE-4
ACTUAL STRENGTH OF FEMALE EMPLOYEES IN FEDERAL SECRETARIAT
BY BASIC SCALE AND DOMICILE

BASIC SCALE	ACTUAL POSTS (FILLED IN)	DOMICILE									
		ISLAMABAD	PUNJAB	SINDH (R)	SINDH (U)	KP	BALUCHISTAN	AJ&K	GB	FATA	
22	5	0	5	0	0	0	0	0	0	0	0
21	13	0	11	0	1	0	0	1	0	0	0
20	36	1	25	2	4	4	0	0	0	0	0
19	56	2	36	1	6	8	1	1	0	1	1
18	186	6	125	11	15	16	7	3	0	3	3
17	200	8	130	11	18	19	5	5	0	4	4
Sub-Total	496	17	332	25	44	47	13	10	0	8	8
16	139	10	89	7	14	14	2	0	0	3	3
15	28	7	14	1	1	3	1	0	0	1	1
14	264	25	174	9	28	17	6	0	3	2	2
13	0	0	0	0	0	0	0	0	0	0	0
12	8	0	6	2	0	0	0	0	0	0	0
11	19	5	11	2	0	1	0	0	0	0	0
10	3	0	1	1	0	0	0	0	1	0	0
9	80	6	55	3	8	4	1	2	0	1	1
8	5	0	4	1	0	0	0	0	0	0	0
7	90	7	57	6	6	7	0	3	2	2	2
6	0	0	0	0	0	0	0	0	0	0	0
5	0	0	0	0	0	0	0	0	0	0	0
4	4	0	0	1	0	3	0	0	0	0	0
3	4	1	3	0	0	0	0	0	0	0	0
2	17	2	15	0	0	0	0	0	0	0	0
1	89	25	52	0	0	3	1	7	1	0	0
Sub-Total	750	88	481	33	57	52	11	12	7	9	9
Total	1246	105	813	58	101	99	24	22	7	17	17

TABLE-5
SANCTIONED AND ACTUAL STRENGTH OF EMPLOYEES IN ATTACHED DEPARTMENTS / SUBORDINATE OFFICES
BY BASIC SCALE AND DOMICILE

BASIC SCALE	SANCTIONED POSTS	ACTUAL POSTS (FILLED IN)	DOMICILE									
			ISLAMABAD	PUNJAB	SINDH (R)	SINDH (U)	KP	BALUCHISTAN	AJ&K	GB	FATA	
22	41	36	0	26	0	2	5	1	0	1	1	
21	381	282	1	143	25	36	53	13	2	1	8	
20	938	695	8	398	72	52	93	25	10	14	23	
19	2835	2301	46	1235	225	156	327	80	41	135	56	
18	8324	6105	92	3266	463	398	841	200	103	638	104	
17	19201	14414	178	8025	998	933	1920	470	268	1432	190	
Sub-Total	31720	23833	325	13093	1783	1577	3239	789	424	2221	382	
16	40423	31917	459	17544	2488	3132	4286	917	528	2198	365	
15	2053	1736	12	834	205	135	258	112	25	139	16	
14	27562	23126	302	11204	2200	1946	3691	888	327	2317	251	
13	3258	3279	4	1978	330	322	394	152	35	26	38	
12	6658	4174	129	1743	616	462	582	143	45	435	19	
11	21960	17276	140	5769	1210	1077	3350	439	144	4852	295	
10	4791	4253	20	1999	763	502	727	91	55	82	14	
9	42525	39751	379	18725	4432	2937	6736	1354	587	4247	354	
8	17979	14202	102	4918	861	419	6196	348	97	420	841	
7	61209	54403	638	23722	4618	2733	15451	1929	736	3099	1477	
6	64483	59481	68	20564	2453	1318	28231	1636	173	1069	3969	
5	137757	125736	1110	45641	8559	5605	44212	6864	1084	7837	4824	
4	26004	21512	182	11429	2502	1431	3705	1413	312	353	185	
3	12142	11853	146	5975	996	1112	1472	734	305	968	145	
2	52955	54785	1003	27877	5002	3557	7970	2610	681	5832	253	
1	70675	58292	3897	33239	6313	4080	6439	2101	881	1146	196	
Sub-Total	592434	525776	8591	233161	43548	30768	133700	21731	6015	35020	13242	
Total	624154	549609	8916	246254	45331	32345	136939	22520	6439	37241	13624	

TABLE-6
ACTUAL STRENGTH OF FEMALE EMPLOYEES IN ATTACHED DEPARTMENTS / SUBORDINATE
OFFICES BY BASIC SCALE AND DOMICILE

BASIC SCALE	ACTUAL POSTS (FILLED IN)	DOMICILE								
		ISLAMABAD	PUNJAB	SINDH (R)	SINDH (U)	KP	BALUCHISTAN	AJ&K	GB	FATA
22	6	0	6	0	0	0	0	0	0	0
21	27	0	12	2	8	2	1	2	0	0
20	80	1	48	6	13	7	1	3	1	0
19	493	18	284	37	35	64	19	13	21	2
18	1171	33	657	57	80	131	36	28	140	9
17	3916	79	2526	213	242	391	113	78	244	30
Sub-Total	5693	131	3533	315	378	595	170	124	406	41
16	5409	190	3542	203	387	447	69	73	472	26
15	89	7	45	5	8	7	5	0	10	2
14	3108	67	1524	233	257	329	89	46	550	13
13	27	1	16	0	8	0	1	0	0	1
12	255	14	92	19	20	6	2	2	99	1
11	1441	33	267	63	45	46	22	9	954	2
10	61	2	20	1	8	6	2	1	21	0
9	2401	50	864	290	160	131	41	18	824	23
8	194	5	128	23	20	2	3	4	9	0
7	1845	122	807	147	119	107	50	16	428	49
6	217	4	97	18	29	21	2	6	40	0
5	1899	372	664	102	161	154	47	25	370	4
4	427	31	155	61	20	9	65	2	47	37
3	1056	28	228	83	96	77	65	39	411	29
2	2334	201	1332	163	148	164	69	25	202	30
1	3579	1015	2044	217	124	102	54	5	0	18
Sub-Total	24342	2142	11825	1628	1610	1608	586	271	4437	235
Total	30035	2273	15358	1943	1988	2203	756	395	4843	276

TABLE-7
EMPLOYEES BY BASIC SCALE AND OCCUPATIONAL / FUNCTIONAL GROUP

S.No.	OCCUPATIONAL / FUNCTIONAL GROUP	BASIC SCALE						Total
		17	18	19	20	21	22	
1	Commerce and Trade	61	85	53	18	6	0	223
2	Economists	25	79	23	11	3	0	141
3	Foreign Service of Pakistan	83	151	107	94	30	12	477
4	Inland Revenue Service	284	312	281	126	31	5	1039
5	Information	112	88	49	14	7	1	271
6	Military Lands and Cantonments	34	16	18	8	2	1	79
7	Office Management	260	236	0	0	0	0	496
8	Pakistan Administrative Service	210	281	114	154	70	29	858
9	Pakistan Audit & Accounts Service	79	264	129	129	18	4	623
10	Pakistan Customs Service	96	147	147	55	17	3	465
11	Police Service of Pakistan	123	326	190	118	38	9	804
12	Postal	94	57	39	15	3	1	209
13	Railways (Commercial & Transportation)	47	37	18	9	2	1	114
14	Secretariat	0	0	344	95	30	23	492
Total		1508	2079	1512	846	257	89	6291

TABLE-8
EMPLOYEES BY OCCUPATIONAL / FUNCTIONAL GROUP AND PROVINCE OF DOMICILE

S.No.	OCCUPATIONAL / FUNCTIONAL GROUP	PROVINCE OF DOMICILE									
		ISLAMABAD	PUNJAB	SINDH (R)	SINDH (U)	KP	BALUCHISTAN	AJ&K	GB	FATA	TOTAL
1	Commerce and Trade	0	132	23	16	32	9	4	0	7	223
2	Economists	0	79	14	11	19	7	3	1	7	141
3	Foreign Service of Pakistan	6	258	51	41	60	25	13	5	18	477
4	Inland Revenue Service	17	549	122	104	140	44	15	0	48	1039
5	Information	0	152	22	32	38	11	3	0	13	271
6	Military Lands and Cantonments	0	53	6	1	11	3	2	0	3	79
7	Office Management	23	269	47	19	76	29	19	1	13	496
8	Pakistan Administrative Service	8	466	94	72	113	50	20	3	32	858
9	Pakistan Audit & Accounts Service	0	356	58	55	86	28	12	4	24	623
10	Pakistan Customs Service	7	249	50	39	67	25	8	0	20	465
11	Police Service of Pakistan	0	430	90	68	115	61	12	4	24	804
12	Postal	6	100	16	32	31	12	6	1	5	209
13	Railways (Commercial & Transportation)	0	61	14	10	14	7	2	0	6	114
14	Secretariat	42	274	40	21	74	14	12	1	14	492
Total		109	3428	647	521	876	325	131	20	234	6291

TABLE-9
FEMALE EMPLOYEES BY BASIC SCALE AND OCCUPATIONAL / FUNCTIONAL GROUP

S.No.	OCCUPATIONAL / FUNCTIONAL GROUP	BASIC SCALE						Total
		17	18	19	20	21	22	
1	Commerce and Trade	17	17	6	2	2	0	44
2	Economists	7	17	2	0	0	0	26
3	Foreign Service of Pakistan	24	33	10	9	3	4	83
4	Inland Revenue Service	81	73	45	19	7	3	228
5	Information	31	30	15	5	1	0	82
6	Military Lands and Cantonments	9	0	1	1	0	0	11
7	Office Management	75	27	0	0	0	0	102
8	Pakistan Administrative Service	60	66	10	8	3	1	148
9	Pakistan Audit & Accounts Service	20	44	13	12	3	2	94
10	Pakistan Customs Service	18	31	30	4	4	0	87
11	Police Service of Pakistan	14	9	0	1	0	0	24
12	Postal	21	12	1	2	1	0	37
13	Railways (Commercial & Transportation)	18	5	5	0	0	0	28
14	Secretariat	0	0	21	8	4	1	34
Total		395	364	159	71	28	11	1028

TABLE-10
FEMALE EMPLOYEES BY OCCUPATIONAL / FUNCTIONAL GROUP AND PROVINCE OF DOMICILE

S.No.	OCCUPATIONAL / FUNCTIONAL GROUP	PROVINCE OF DOMICILE									TOTAL
		ISLAMABAD	PUNJAB	SINDH (R)	SINDH (U)	KP	BALUCHISTAN	AJ&K	GB	FATA	
1	Commerce and Trade	0	29	2	6	6	1	0	0	0	44
2	Economists	0	22	1	1	1	1	0	0	0	26
3	Foreign Service of Pakistan	1	49	6	8	12	4	1	0	2	83
4	Inland Revenue Service	9	141	8	27	25	8	7	0	3	228
5	Information	0	61	1	9	8	0	1	0	2	82
6	Military Lands and Cantonments	0	5	2	0	3	1	0	0	0	11
7	Office Management	4	69	3	5	12	4	4	0	1	102
8	Pakistan Administrative Service	3	96	7	15	15	4	5	0	3	148
9	Pakistan Audit & Accounts Service	0	64	3	11	9	2	3	0	2	94
10	Pakistan Customs Service	2	60	2	5	8	5	4	0	1	87
11	Police Service of Pakistan	0	15	3	1	3	2	0	0	0	24
12	Postal	2	26	0	2	5	0	2	0	0	37
13	Railways (Commercial & Transportation)	0	20	0	4	3	0	1	0	0	28
14	Secretariat	6	18	2	3	3	1	1	0	0	34
Total		27	675	40	97	113	33	29	0	14	1028

TABLE-11
YEAR WISE EMPLOYMENT STATUS BY PROVINCE OF DOMICILE

PROVINCE	2007-08	2008-09	2009-10	2010-11	2011-12	2012-13	2013-14	2014-15	2015-16	2016-17
Punjab	198791	205261	206202	209618	206425	205737	204812	199351	205363	268732
Sindh	58895	63246	62458	60329	61095	58694	58082	59988	60826	80081
Sindh (R)	0	21828	22452	29014	34224	29198	28492	28712	29146	46691
Sindh (U)	0	41418	40006	31315	26871	29496	29590	31276	31680	33390
Khyber Pakhtunkhwa	119264	121405	124668	125529	126939	124795	118618	115426	122120	140053
Balochistan	16752	18642	19092	19383	18181	18395	17875	17868	17977	23226
Azad Jammu & Kashmir	4249	4773	4922	4888	4682	4596	4456	4614	4648	7165
Gilgit Baltistan	24802	23363	26044	26375	26506	27421	28561	29923	29956	37397
FATA	2489	2320	3769	3842	7333	7178	12117	11751	13627	13899
TOTAL	425242	439010	447155	449964	451161	446816	444521	438921	454517	570553

**TABLE - 12
ACTUAL STRENGTH OF FEMALE EMPLOYEES OVER THE YEARS**

YEARS	FEMALE EMPLOYEES	CHANGE	PERCENT CHANGE
2007-08	18130	0	0
2008-09	19000	870	4.80
2009-10	20257	1257	6.62
2010-11	21133	876	4.32
2011-12	19994	-1139	-5.39
2012-13	20022	28	0.14
2013-14	20428	406	2.03
2014-15	21629	1201	5.88
2015-16	23298	1669	7.72
2015-16	31281	7983	34.26

TABLE - 13
YEAR WISE SANCTIONED STRENGTH OF EMPLOYEES BY BASIC SCALE

BASIC SCALE	2007-08	2008-09	2009-10	2010-11	2011-12	2012-13	2013-14	2014-15	2015-16	2016-17
22	113	118	116	112	108	120	117	109	115	123
21	367	440	483	470	519	500	561	536	560	559
20	1075	1113	1200	1350	1191	1235	1294	1473	1430	1450
19	2864	3071	3261	3339	3316	3450	3510	3819	3755	3877
18	6369	6746	7198	8040	7857	8378	8714	9956	8868	10149
17	12244	12669	13139	14720	13678	15249	15581	16405	18727	20933
Sub. Total	23032	24157	25397	28031	26669	28932	29777	32298	33455	37091
16	17049	18153	19055	23423	26328	32732	33183	33601	34448	43316
15	4594	5767	6903	6994	5719	1581	1299	1559	1493	2457
14	23218	27626	30497	26134	26385	23229	23909	27093	27442	31610
13	2582	2652	2806	3783	2630	1908	1797	2685	2809	3275
12	9821	8533	10063	8689	8300	5260	4968	4652	4667	6826
11	17730	15165	10646	12419	11320	14120	15037	12015	12057	22198
10	2969	3178	4015	4111	2268	1561	1381	2177	2105	4829
9	23884	25897	41087	40766	40456	37679	39004	40731	40422	43821
8	7912	8556	9191	9280	13490	11841	10275	13039	14072	18073
7	51407	53008	48464	47562	47952	47410	47729	50831	52638	62815
6	36747	38166	30452	30624	41900	42589	42590	42383	43574	64585
5	142651	145560	147907	150064	139088	138771	138271	136503	140316	138175
4	16291	16354	17111	18454	13571	12863	12925	15451	14435	27883
3	14043	14017	10834	9677	4998	9265	9304	6993	13782	12627
2	47581	46477	46922	47831	48540	51323	54201	51756	45519	54743
1	38575	38594	38573	41397	40958	36782	34732	36688	37148	74852
Sub. Total	457054	467703	474526	481208	473903	468914	470605	478157	486927	612085
Total	480086	491860	499923	509239	500572	497846	500382	510455	520382	649176

TABLE-14
YEAR WISE ACTUAL STRENGTH OF EMPLOYEES BY BASIC SCALE

BASIC SCALE	2007-08	2008-09	2009-10	2010-11	2011-12	2012-13	2013-14	2014-15	2015-16	2016-17
22	101	106	100	101	99	98	97	77	96	105
21	292	343	379	406	414	404	410	394	457	412
20	859	910	961	1079	953	1023	1106	1084	1125	1092
19	2281	2548	2571	2579	2682	2657	2600	2861	2814	3056
18	4758	5153	5270	6291	6219	6575	6527	7410	6871	7517
17	9187	9850	9588	10780	10105	11399	11878	12240	13970	15676
Sub. Total	17478	18910	18869	21236	20472	22156	22618	24066	25333	27858
16	13654	15285	16103	20561	22822	28260	27974	28119	27730	34281
15	4201	5249	6293	6245	5105	1508	1231	1306	1397	2071
14	20166	25465	25763	21178	22488	21367	22065	22746	22833	26492
13	3118	3193	2923	4112	3245	2988	2938	2839	2834	3295
12	8309	6767	7821	6781	7054	3984	3565	3200	3305	4306
11	11618	10012	7881	7551	7341	7659	7893	8743	8963	17465
10	2723	2928	3496	3615	2375	2223	1948	2071	1856	4283
9	21844	24105	36337	36984	36963	36585	37859	36517	36097	40860
8	8713	9068	8675	8071	12328	11989	10685	10846	12176	14288
7	46158	46689	41638	45103	45843	44161	43700	44879	47425	55784
6	31016	32623	31248	25234	37318	36850	38052	40075	41461	59578
5	135454	139848	140382	143369	136988	132841	129689	120316	127814	126097
4	15643	11629	12678	12546	7432	8495	8919	13007	11175	23159
3	12989	14640	15066	17817	14450	9843	9780	9030	14986	12327
2	46270	44162	43886	44585	44215	49737	49379	43909	41727	56193
1	25888	28437	28096	24976	24722	26170	26226	27252	27405	62216
Sub. Total	407764	420100	428286	428728	430689	424660	421903	414855	429184	542695
Total	425242	439010	447155	449964	451161	446816	444521	438921	454517	570553

TABLE-15
EMPLOYMENT STATUS OVER THE YEARS

YEAR	TOTAL		INCREASE / DECREASE		% CHANGE	
	SANCTIONED	ACTUAL	SANCTIONED	ACTUAL	SANCTIONED	ACTUAL
2007-08	480086	425242	-	-	-	-
2008-09	491860	439010	11774	13768	2.45	3.2
2009-10	499923	447155	8063	8145	1.64	1.9
2010-11	509239	449964	9316	2809	1.86	0.6
2011-12	500572	451161	-8667	1197	-1.70	0.3
2012-13	497846	446816	-2726	-4345	-0.54	-1.0
2013-14	500382	444521	2536	-2295	0.51	-0.5
2014-15	510455	438921	10073	-5600	2.01	-1.26
2015-16	520382	454517	9927	15596	1.94	3.55
2016-17	649176	570553	128794	116036	24.75	25.53

TABLE-16
NON MUSLIM EMPLOYEES BY DOMICILE AND BASIC SCALE

BASIC SCALE	TOTAL	ISLAMABAD	PUNJAB	SINDH (R)	SINDH (U)	KP	BALUCHISTAN	AJ&K	GB	FATA
22	0	0	0	0	0	0	0	0	0	0
21	0	0	0	0	0	0	0	0	0	0
20	4	0	0	1	1	0	2	0	0	0
19	25	0	16	4	1	0	4	0	0	0
18	67	7	27	21	6	2	4	0	0	0
17	164	6	96	46	5	8	2	1	0	0
Sub.Total	260	13	139	72	13	10	12	1	0	0
16	600	6	456	55	44	17	21	0	1	0
15	13	0	6	1	0	1	5	0	0	0
14	179	11	113	25	13	5	8	0	1	3
13	19	0	12	5	1	0	1	0	0	0
12	36	2	11	18	2	1	2	0	0	0
11	131	10	67	28	8	8	10	0	0	0
10	36	0	19	3	7	5	2	0	0	0
9	272	15	153	52	27	17	6	1	0	1
8	72	1	57	7	5	1	0	0	1	0
7	492	18	303	60	64	29	16	1	0	1
6	196	1	137	31	9	11	3	0	4	0
5	664	10	354	136	79	46	31	0	7	1
4	955	5	666	49	23	11	201	0	0	0
3	437	8	315	17	26	7	61	1	0	2
2	4742	132	2695	322	518	994	79	1	0	1
1	7029	804	3866	861	907	484	91	5	3	8
Sub.Total	15873	1023	9230	1670	1733	1637	537	9	17	17
Total	16133	1036	9369	1742	1746	1647	549	10	17	17

TABLE-17
CHRISTIAN EMPLOYEES BY DOMICILE AND BASIC SCALE

BASIC SCALE	TOTAL	DOMICILE									
		ISLAMABAD	PUNJAB	SINDH (R)	SINDH (U)	KP	BALUCHISTAN	AJ&K	GB	FATA	
22	0	0	0	0	0	0	0	0	0	0	0
21	0	0	0	0	0	0	0	0	0	0	0
20	2	0	0	0	0	0	2	0	0	0	
19	12	0	8	0	0	0	4	0	0	0	
18	31	2	19	3	3	1	3	0	0	0	
17	102	3	82	6	3	5	2	1	0	0	
Sub.Total	147	5	109	9	6	6	11	1	0	0	
16	517	4	412	28	38	16	18	0	1	0	
15	12	0	6	0	0	1	5	0	0	0	
14	128	9	90	4	10	3	8	0	1	3	
13	13	0	10	2	0	0	1	0	0	0	
12	16	2	10	1	1	0	2	0	0	0	
11	99	9	63	7	7	3	10	0	0	0	
10	32	0	18	1	6	5	2	0	0	0	
9	202	12	136	12	22	13	6	0	0	1	
8	65	1	55	4	4	1	0	0	0	0	
7	426	18	284	31	57	23	11	1	0	1	
6	175	1	132	25	7	9	1	0	0	0	
5	522	10	335	57	52	35	28	0	4	1	
4	923	5	661	38	21	7	191	0	0	0	
3	420	8	314	8	22	7	58	1	0	2	
2	4349	127	2662	176	327	979	76	1	0	1	
1	6684	802	3804	779	759	439	85	5	3	8	
Sub.Total	14583	1008	8992	1173	1333	1541	502	8	9	17	
Total	14730	1013	9101	1182	1339	1547	513	9	9	17	

TABLE-18
AHMADI EMPLOYEES BY DOMICILE AND BASIC SCALE

BASIC SCALE	TOTAL	DOMICILE									
		ISLAMABAD	PUNJAB	SINDH (R)	SINDH (U)	KP	BALUCHISTAN	AJ&K	GB	FATA	
22	0	0	0	0	0	0	0	0	0	0	0
21	0	0	0	0	0	0	0	0	0	0	0
20	0	0	0	0	0	0	0	0	0	0	0
19	7	0	7	0	0	0	0	0	0	0	0
18	15	5	7	2	0	1	0	0	0	0	0
17	18	3	11	1	0	3	0	0	0	0	0
Sub.Total	40	8	25	3	0	4	0	0	0	0	0
16	50	2	43	1	3	0	1	0	0	0	0
15	0	0	0	0	0	0	0	0	0	0	0
14	22	2	19	1	0	0	0	0	0	0	0
13	2	0	1	0	1	0	0	0	0	0	0
12	1	0	1	0	0	0	0	0	0	0	0
11	6	1	2	1	0	2	0	0	0	0	0
10	2	0	1	0	1	0	0	0	0	0	0
9	26	3	16	1	4	1	0	1	0	0	0
8	0	0	0	0	0	0	0	0	0	0	0
7	13	0	10	1	1	1	0	0	0	0	0
6	6	0	5	0	1	0	0	0	0	0	0
5	17	0	13	3	0	0	0	0	1	0	0
4	6	0	5	1	0	0	0	0	0	0	0
3	2	0	1	1	0	0	0	0	0	0	0
2	16	3	3	8	2	0	0	0	0	0	0
1	15	2	10	2	1	0	0	0	0	0	0
Sub.Total	184	13	130	20	14	4	1	1	1	0	0
Total	224	21	155	23	14	8	1	1	1	0	0

TABLE-19
HINDU (CASTE) EMPLOYEES BY DOMICILE AND BASIC SCALE

BASIC SCALE	TOTAL	DOMICILE									
		ISLAMABAD	PUNJAB	SINDH (R)	SINDH (U)	KP	BALUCHISTAN	AJ&K	GB	FATA	
22	0	0	0	0	0	0	0	0	0	0	0
21	0	0	0	0	0	0	0	0	0	0	0
20	2	0	0	1	1	0	0	0	0	0	0
19	6	0	1	4	1	0	0	0	0	0	0
18	21	0	1	16	3	0	1	0	0	0	0
17	41	0	2	38	1	0	0	0	0	0	0
Sub.Total	70	0	4	59	6	0	1	0	0	0	0
16	33	0	1	26	3	1	2	0	0	0	0
15	0	0	0	0	0	0	0	0	0	0	0
14	24	0	0	20	3	1	0	0	0	0	0
13	3	0	0	3	0	0	0	0	0	0	0
12	19	0	0	17	1	1	0	0	0	0	0
11	22	0	2	20	0	0	0	0	0	0	0
10	2	0	0	2	0	0	0	0	0	0	0
9	39	0	1	36	0	2	0	0	0	0	0
8	2	0	1	1	0	0	0	0	0	0	0
7	46	0	9	25	6	3	3	0	0	0	0
6	8	0	0	4	0	2	2	0	0	0	0
5	84	0	1	53	23	4	3	0	0	0	0
4	22	0	0	10	1	4	7	0	0	0	0
3	12	0	0	5	4	0	3	0	0	0	0
2	325	0	8	126	181	7	3	0	0	0	0
1	245	0	52	70	75	44	4	0	0	0	0
Sub.Total	886	0	75	418	297	69	27	0	0	0	0
Total	956	0	79	477	303	69	28	0	0	0	0

TABLE-20
HINDU (NON CASTE) EMPLOYEES BY DOMICILE AND BASIC SCALE

BASIC SCALE	TOTAL	DOMICILE									
		ISLAMABAD	PUNJAB	SINDH (R)	SINDH (U)	KP	BALUCHISTAN	AJ&K	GB	FATA	
22	0	0	0	0	0	0	0	0	0	0	0
21	0	0	0	0	0	0	0	0	0	0	0
20	0	0	0	0	0	0	0	0	0	0	0
19	0	0	0	0	0	0	0	0	0	0	0
18	0	0	0	0	0	0	0	0	0	0	0
17	2	0	1	0	1	0	0	0	0	0	0
Sub.Total	2	0	1	0	1	0	0	0	0	0	0
16	0	0	0	0	0	0	0	0	0	0	0
15	1	0	0	1	0	0	0	0	0	0	0
14	5	0	4	0	0	1	0	0	0	0	0
13	0	0	0	0	0	0	0	0	0	0	0
12	0	0	0	0	0	0	0	0	0	0	0
11	1	0	0	0	0	1	0	0	0	0	0
10	0	0	0	0	0	0	0	0	0	0	0
9	4	0	0	3	1	0	0	0	0	0	0
8	4	0	1	2	1	0	0	0	0	0	0
7	4	0	0	3	0	1	0	0	0	0	0
6	2	0	0	2	0	0	0	0	0	0	0
5	30	0	2	23	4	1	0	0	0	0	0
4	2	0	0	0	1	0	1	0	0	0	0
3	1	0	0	1	0	0	0	0	0	0	0
2	37	2	21	6	6	2	0	0	0	0	0
1	83	0	0	9	72	0	2	0	0	0	0
Sub.Total	174	2	28	50	85	6	3	0	0	0	0
Total	176	2	29	50	86	6	3	0	0	0	0

TABLE-21
SIKH EMPLOYEES BY DOMICILE AND BASIC SCALE

BASIC SCALE	TOTAL	DOMICILE										
		ISLAMABAD	PUNJAB	SINDH (R)	SINDH (U)	KP	BALUCHISTAN	AJ&K	GB	FATA		
22	0	0	0	0	0	0	0	0	0	0	0	0
21	0	0	0	0	0	0	0	0	0	0	0	0
20	0	0	0	0	0	0	0	0	0	0	0	0
19	0	0	0	0	0	0	0	0	0	0	0	0
18	0	0	0	0	0	0	0	0	0	0	0	0
17	1	0	0	1	0	0	0	0	0	0	0	0
Sub.Total	1	0	0	1	0	0	0	0	0	0	0	0
16	0	0	0	0	0	0	0	0	0	0	0	0
15	0	0	0	0	0	0	0	0	0	0	0	0
14	0	0	0	0	0	0	0	0	0	0	0	0
13	1	0	1	0	0	0	0	0	0	0	0	0
12	0	0	0	0	0	0	0	0	0	0	0	0
11	2	0	0	0	0	0	2	0	0	0	0	0
10	0	0	0	0	0	0	0	0	0	0	0	0
9	0	0	0	0	0	0	0	0	0	0	0	0
8	0	0	0	0	0	0	0	0	0	0	0	0
7	0	0	0	0	0	0	0	0	0	0	0	0
6	0	0	0	0	0	0	0	0	0	0	0	0
5	3	0	1	0	0	2	0	0	0	0	0	0
4	0	0	0	0	0	0	0	0	0	0	0	0
3	2	0	0	2	0	0	0	0	0	0	0	0
2	4	0	0	0	1	3	0	0	0	0	0	0
1	0	0	0	0	0	0	0	0	0	0	0	0
Sub.Total	12	0	2	2	1	7	0	0	0	0	0	0
Total	13	0	2	3	1	7	0	0	0	0	0	0

TABLE-22
OTHER NON MUSLIM EMPLOYEES BY DOMICILE AND BASIC SCALE

BASIC SCALE	TOTAL	DOMICILE									
		ISLAMABAD	PUNJAB	SINDH (R)	SINDH (U)	KP	BALUCHISTAN	AJ&K	GB	FATA	
22	0	0	0	0	0	0	0	0	0	0	0
21	0	0	0	0	0	0	0	0	0	0	0
20	0	0	0	0	0	0	0	0	0	0	0
19	0	0	0	0	0	0	0	0	0	0	0
18	0	0	0	0	0	0	0	0	0	0	0
17	0	0	0	0	0	0	0	0	0	0	0
Sub.Total	0	0	0	0	0	0	0	0	0	0	0
16	0	0	0	0	0	0	0	0	0	0	0
15	0	0	0	0	0	0	0	0	0	0	0
14	0	0	0	0	0	0	0	0	0	0	0
13	0	0	0	0	0	0	0	0	0	0	0
12	0	0	0	0	0	0	0	0	0	0	0
11	1	0	0	0	1	0	0	0	0	0	0
10	0	0	0	0	0	0	0	0	0	0	0
9	1	0	0	0	0	1	0	0	0	0	0
8	1	0	0	0	0	0	0	0	1	0	0
7	3	0	0	0	0	1	2	0	0	0	0
6	5	0	0	0	1	0	0	0	4	0	0
5	8	0	2	0	0	4	0	0	2	0	0
4	2	0	0	0	0	0	2	0	0	0	0
3	0	0	0	0	0	0	0	0	0	0	0
2	11	0	1	6	1	3	0	0	0	0	0
1	2	0	0	1	0	1	0	0	0	0	0
Sub.Total	34	0	3	7	3	10	4	0	7	0	0
Total	34	0	3	7	3	10	4	0	7	0	0

TABLE-23
MANAGEMENT POSITION SCALES (MP-I, MP-II & MP-III) IN FEDERAL GOVERNMENT

DIVISION	MAIN / ATTACHED DEPARTMENT	MP-I	MP-II	MP-III	TOTAL
Capital Administration & Development	Main	1	0	0	1
Finance	Main	2	1	1	4
Information Technology and Telecommunications	Main	4	4	0	8
	National Information Technology Board ,	0	1	0	1
Planning Development & Reform	Main	8	0	0	8
Ports & Shipping	Ports & Shipping Wing	0	1	1	2
Statistics	Pakistan Bureau of Statistics	1	5	0	6
Textile Industry	Main	0	1	2	3
Railways	Main	1	0	0	1
	Pakistan Railways	0	3	12	15
Grand Total		17	16	16	49

TABLE-24
SANCTIONED STRENGTH BY BASIC SCALE AND DIVISION / ATTACHED DEPARTMENTS / SUBORDINATE OFFICES

DIVISION / OFFICE	BASIC SCALE 1 TO 16																SUB. TOTAL
	1	2	3	4	5	6	7	8	9	10	11	12	13	14	15	16	
1. Aviation Division	1090	38	12	46	4551	33	1749	1	2576	1	10	86	82	1448	1	1109	12833
Main, Islamabad.	9	8	1	2	2	0	11	0	2	0	0	0	0	24	0	12	71
Airports Security Force, Karachi.	337	0	8	0	4504	0	1564	1	2060	1	4	0	0	1088	0	946	10513
Pakistan Meteorological Department, Islamabad.	744	30	3	44	45	33	174	0	514	0	6	86	82	336	1	151	2249
2. Cabinet Division	214	257	17	159	24	13	172	3	99	18	5	12	4	229	5	130	1361
Main, Islamabad.	0	226	0	136	1	0	84	0	28	1	0	7	0	174	1	78	736
Department of Communications Security, Islamabad.	33	15	12	7	4	7	14	0	10	2	4	0	0	32	0	18	158
Department of Stationery and Forms, Karachi.	137	8	2	2	0	0	41	0	42	7	0	0	0	9	4	13	265
National Archives of Pakistan, Islamabad.	26	6	0	6	7	0	20	3	5	8	1	1	4	9	0	15	111
Federal Government Tuberculosis Centre, Rawalpindi.	18	2	3	8	12	6	13	0	14	0	0	4	0	5	0	6	91
3. Capital Administration & Development Division	3878	1545	191	466	160	49	1007	33	1022	19	199	274	11	2066	28	4888	15836
Main, Islamabad.	0	45	0	10	10	0	14	0	8	0	1	0	0	50	5	27	170
Department of Libraries, Islamabad	14	19	25	3	17	0	32	0	5	7	2	9	1	5	0	27	166
Department of Tourist Services, Islamabad.	9	1	0	4	0	0	3	0	1	0	0	0	0	7	0	6	31
Directorate of Workers Education, Islamabad.	0	10	0	0	10	0	4	0	3	0	0	0	0	12	0	5	44
Directorate General of Special Education, Islamabad	148	55	1	38	5	2	23	2	24	0	53	0	0	87	8	42	488
District Population Welfare Office, Islamabad	8	48	14	1	7	0	79	0	18	0	21	1	0	4	0	3	204
Federal College of Education, Islamabad.	30	7	0	5	1	1	13	1	2	0	4	0	0	5	0	6	75
Federal Directorate of Education, Islamabad.	2443	495	111	159	23	12	654	0	240	1	8	104	8	1647	9	3552	9466
Federal Medical & Dental College, Islamabad.	8	40	0	0	11	0	7	0	8	0	0	3	0	10	0	8	95
Federal General Hospital, Prime Minister National Complex, Islamabad.	79	37	0	9	2	0	6	0	50	0	1	9	0	3	0	87	283

TABLE-24
SANCTIONED STRENGTH BY BASIC SCALE AND DIVISION / ATTACHED DEPARTMENTS / SU-ORDINATE OFFICES

DIVISION / OFFICE	BASIC SCALE 17 TO 22							G. TOTAL BS 1-22
	17	18	19	20	21	22	SUB.TOTAL	
1. Aviation Division	245	78	34	7	4	1	369	13202
Main, Islamabad.	3	8	4	2	2	1	20	91
Airports Security Force, Karachi.	119	24	9	1	1	0	154	10667
Pakistan Meteorological Department, Islamabad.	123	46	21	4	1	0	195	2444
2. Cabinet Division	30	104	25	13	3	1	176	1537
Main, Islamabad.	0	91	20	11	3	1	126	862
Department of Communicaations Security, Islamabad.	10	7	3	1	0	0	21	179
Department of Stationery and Forms, Karachi.	1	2	1	0	0	0	4	269
National Archives of Pakistan, Islamabad.	10	3	1	1	0	0	15	126
Federal Government Tuberculosis Centre, Rawalpindi.	9	1	0	0	0	0	10	101
3. Capital Administration & Development Division	4168	1263	612	106	6	2	6157	21993
Main, Islamabad.	28	17	15	4	1	1	66	236
Department of Libraries, Islamabad	18	5	3	1	0	0	27	193
Department of Tourist Services, Islamabad.	3	2	1	0	0	0	6	37
Directorate of Workers Education, Islamabad.	6	4	2	1	0	0	13	57
Directorate General of Special Education, Islamabad	95	22	14	1	0	0	132	620
District Population Welfare Office, Islamabad	3	3	1	0	0	0	7	211
Federal College of Education, Islamabad.	23	16	7	1	0	0	47	122
Federal Directorate of Education, Islamabad.	3012	905	429	27	0	0	4373	13839
Federal Medical & Dental College, Islamabad.	51	11	6	6	1	0	75	170
Federal General Hospital, Prime Minister National Complex, Islamabad.	60	25	5	0	0	0	90	373

TABLE-24
SANCTIONED STRENGTH BY BASIC SCALE AND DIVISION / ATTACHED DEPARTMENTS / SU-ORDINATE OFFICES

DIVISION / OFFICE	BASIC SCALE 1 TO 16																SUB. TOTAL
	1	2	3	4	5	6	7	8	9	10	11	12	13	14	15	16	
Federal Government Polyclinic, Islamabad	352	176	1	101	0	17	53	0	255	6	8	61	0	64	0	302	1396
Government Polytechnic Institute for women, Islamabad	0	11	1	0	1	3	3	1	1	1	2	0	0	9	1	1	35
National Trust for the Disabled, Islamabad.	2	2	1	0	2	0	2	0	2	0	0	0	0	3	0	5	19
National Council for the Rehabilitation of Disabled Persons, Islamabad	0	2	0	0	0	0	0	0	0	0	0	0	0	4	0	0	6
National Council of Social Welfare, Islamaabad	3	11	1	1	3	0	7	0	2	0	1	0	0	12	0	7	48
National Institute of Rehabilitation Medicine, Islamabad	33	37	0	12	2	0	17	0	29	0	1	6	0	15	0	61	213
National Institute of Sceince & Technical Education, Islamabad.	85	0	0	14	0	0	5	5	9	0	6	1	0	31	0	16	172
Shaheed Zulfiqar Ali Bhutto Medical University (PIMS), Islamabad	651	512	29	101	59	13	64	0	347	4	73	79	2	84	1	728	2747
Regional Training Institute, Islamabad	0	12	0	3	2	0	1	2	1	0	2	1	0	3	0	2	29
Social Welfare Centre, Islamabad.	13	21	7	5	5	1	18	22	17	0	16	0	0	9	4	3	141
Technical Panel on Teacher Educataion, Islamabad.	0	4	0	0	0	0	2	0	0	0	0	0	0	2	0	0	8
4. Commerce Division	116	18	229	30	57	0	33	2	152	17	39	2	9	195	0	210	1109
Main, Islamabad.	100	8	0	22	0	0	1	0	34	0	21	2	2	56	0	120	366
Directorate General of Trade Organizations, Islamabad.	16	0	0	7	0	0	3	0	0	0	1	0	0	14	0	3	44
Pakistan Institute of Trade and Development, Islamabad.	0	10	0	1	0	0	4	0	2	0	0	0	0	5	0	4	26
Trade Development Authority of Pakistan, Karachi.	0	0	229	0	57	0	25	2	116	17	17	0	7	120	0	83	673
5. Communications & Postal Services Division.	1765	6413	666	581	1805	227	7774	707	12340	35	631	182	80	3381	54	1269	37910
Main, Islamabad.	0	30	3	0	9	0	8	0	5	0	0	0	0	20	1	16	92
Construction Technology Training Institute, Islamabad.	31	0	0	0	2	10	59	0	14	0	42	0	0	6	7	1	172
National Highways & Motorways Police, Islamabad.	181	435	0	0	1656	0	1292	0	89	8	1	0	80	2039	0	1193	6974
National Transport Research Centre, Islamabad.	29	0	0	8	0	0	3	0	2	0	4	0	0	12	0	14	72

TABLE-24
SANCTIONED STRENGTH BY BASIC SCALE AND DIVISION / ATTACHED DEPARTMENTS / SU-ORDINATE OFFICES

DIVISION / OFFICE	BASIC SCALE 17 TO 22						SUB.TOTAL	G. TOTAL BS 1-22
	17	18	19	20	21	22		
Federal Government Polyclinic, Islamabad	260	56	34	16	1	0	367	1763
Government Polytechnic Institute for women, Islamabad	21	3	1	0	0	0	25	60
National Trust for the Disabled, Islamabad.	4	1	2	0	1	0	8	27
National Council for the Rehabilitation of Disabled Persons, Islamabad	1	1	0	0	0	0	2	8
National Council of Social Welfare, Islamaabad	6	1	1	0	0	1	9	57
National Institute of Rehabilitation Medicine, Islamabad	74	16	2	1	0	0	93	306
National Institute of Sceince & Technical Education, Islamabad.	28	24	15	2	1	0	70	242
Shaheed Zulfiqar Ali Bhutto Medical University (PIMS), Islamabad	450	144	72	46	1	0	713	3460
Regional Training Institute, Islamabad	6	1	1	0	0	0	8	37
Social Welfare Centre, Islamabad.	18	3	0	0	0	0	21	162
Technical Panel on Teacher Educaiaon, Islamabad.	1	3	1	0	0	0	5	13
4. Commerce Division	147	76	46	20	8	1	298	1407
Main, Islamabad.	50	17	19	11	4	1	102	468
Directorate General of Trade Organizations, Islamabad.	0	5	2	0	1	0	8	52
Pakistan Institute of Trade and Development, Islamabad.	6	2	2	0	1	0	11	37
Trade Development Authority of Pakistan, Karachi.	91	52	23	9	2	0	177	850
5. Communications & Postal Services Division.	253	113	53	28	9	4	460	38370
Main, Islamabad.	0	12	5	3	1	1	22	114
Construction Technology Training Institute, Islamabad.	3	6	2	0	0	0	11	183
National Highways & Motorways Police, Islamabad.	101	32	5	8	0	1	147	7121
National Transport Research Centre, Islamabad.	10	8	9	1	0	0	28	100

TABLE-24
SANCTIONED STRENGTH BY BASIC SCALE AND DIVISION / ATTACHED DEPARTMENTS / SU-ORDINATE OFFICES

BASIC SCALE 1 TO 16																	
DIVISION / OFFICE	1	2	3	4	5	6	7	8	9	10	11	12	13	14	15	16	SUB. TOTAL
Pakistan Post Office Department, (Over all Pakistan).	1524	5948	663	573	138	217	6412	707	12230	27	584	182	0	1304	46	45	30600
6. Climate Change Division	5	59	9	3	18	3	9	0	13	6	10	0	0	30	2	46	213
Main, Islamabad.	0	41	4	0	12	0	0	0	12	0	6	0	0	22	0	36	133
Pakistan Environmental Protection Agency, Islamabad.	2	7	1	3	3	0	5	0	0	0	4	0	0	7	2	4	38
Zoological Survey of Pakistan, Islamabad.	3	11	4	0	3	3	4	0	1	6	0	0	0	1	0	6	42
7. Defence Division	36502	12207	5336	10102	6708	4171	13079	619	5323	2635	4036	1582	165	5246	712	11145	119568
Main, Rawalpindi.	112	12	0	28	0	0	49	0	15	0	0	1	0	107	6	34	364
Director General ISI, Islamabad.	313	280	185	70	87	31	169	1	254	4	21	0	5	364	0	218	2002
Federal Government Educational Institutions ,(Cantt./Garrison) Directorate, Rawalpindi.	0	0	2321	0	83	34	575	0	371	0	15	15	0	1827	59	2504	7804
General Headquarters, COAS, Sectt. SD, Dte, Rawalpindi.	13700	6607	809	2456	3836	1734	3806	457	1711	377	604	462	133	1123	221	657	38693
Joint Staff Headquarter, Chaklala, Rawalpindi.	12	33	0	17	0	0	0	0	17	0	0	0	0	0	0	0	79
Military Lands and Cantonments Department, Rawalpindi.	306	80	73	3	9	0	127	19	75	1	59	3	0	9	0	41	805
Pakistan Air Force, Peshawar	16535	669	1774	3850	883	1003	3529	65	1201	996	800	34	4	579	93	223	32238
Pakistan Navy Civilian Authority, Naval Headquarter, Islamabad, Karachi.	4578	1306	134	3535	1701	1368	3454	75	1439	1257	752	683	23	929	296	511	22041
Pakistan Armed Services Board, (PASB) Department, Rawalpindi	0	197	1	0	106	0	252	0	121	0	0	0	0	76	37	17	807
Pakistan Maritime Security Agency, Karachi,	15	29	11	3	2	0	13	1	7	0	0	1	0	1	0	2	85
Pakistan Military Accounts Department, Rawalpindi.	931	277	0	76	1	1	0	0	8	0	1775	361	0	35	0	6844	10309
Survey of Pakistan, Rawalpindi.	0	2717	28	64	0	0	1105	1	104	0	10	22	0	196	0	94	4341
8. Defence Production Division, Rawalpindi.	127	20	16	47	100	19	112	9	48	9	48	33	4	69	20	64	745
Main, Rawalpindi.	52	7	0	16	1	0	19	1	2	0	1	3	0	42	0	21	165
Armament Research and Development Establishment, Rawalpindi.	16	3	0	4	5	6	17	6	6	5	10	11	2	11	1	8	111

TABLE-24
SANCTIONED STRENGTH BY BASIC SCALE AND DIVISION / ATTACHED DEPARTMENTS / SU-ORDINATE OFFICES

DIVISION / OFFICE	BASIC SCALE 17 TO 22							G. TOTAL BS 1-22
	17	18	19	20	21	22	SUB.TOTAL	
Pakistan Post Office Department, (Over all Pakistan).	139	55	32	16	8	2	252	30852
6. Climate Change Division	11	31	16	5	2	1	66	279
Main, Islamabad.	4	25	12	4	2	1	48	181
Pakistan Environmental Protection Agency, Islamabad.	2	6	3	1	0	0	12	50
Zoological Survey of Pakistan, Islamabad.	5	0	1	0	0	0	6	48
7. Defence Division	4666	1560	442	48	7	1	6724	126292
Main, Rawalpindi.	0	49	18	6	3	1	77	441
Director General ISI, Islamabad.	193	174	71	7	1	0	446	2448
Federal Government Educational Institutions ,(Cantt./Garrison) Directorate, Rawalpindi.	2532	636	282	18	0	0	3468	11272
General Headquarters, COAS, Sectt. SD, Dte, Rawalpindi.	198	131	18	0	0	0	347	39040
Joint Staff Headquarter, Chaklala, Rawalpindi.	0	0	0	0	0	0	0	79
Military Lands and Cantonments Department, Rawalpindi.	29	33	28	12	2	0	104	909
Pakistan Air Force, Peshawar	53	13	4	1	0	0	71	32309
Pakistan Navy Civilian Authority, Naval Headquarter, Islamabad, Karachi.	112	127	3	0	0	0	242	22283
Pakistan Armed Services Board, (PASB) Department, Rawalpindi	29	42	8	1	0	0	80	887
Pakistan Maritime Security Agency, Karachi,	1	1	0	0	0	0	2	87
Pakistan Military Accounts Department, Rawalpindi.	1480	332	2	1	0	0	1815	12124
Survey of Pakistan, Rawalpindi.	39	22	8	2	1	0	72	4413
8. Defence Production Division, Rawalpindi.	45	34	20	7	2	1	109	854
Main, Rawalpindi.	13	11	6	3	1	1	35	200
Armament Research and Development Establishment, Rawalpindi.	6	2	2	0	0	0	10	121

TABLE-24
SANCTIONED STRENGTH BY BASIC SCALE AND DIVISION / ATTACHED DEPARTMENTS / SU-ORDINATE OFFICES

DIVISION / OFFICE	BASIC SCALE 1 TO 16																SUB. TOTAL
	1	2	3	4	5	6	7	8	9	10	11	12	13	14	15	16	
Defence Export Promotion Organization, Islamabad.	4	0	7	4	9	0	0	0	12	0	4	0	0	0	4	0	44
Institute of Optronics, Rawalpindi.	7	5	8	6	80	0	39	0	12	0	21	2	0	5	14	22	221
Military Vehicles Research and Development, Rawalpindi.	48	5	1	17	5	13	37	2	16	4	12	17	2	11	1	13	204
9. Economic Affairs Division, Islamabad.	125	0	0	33	0	0	23	0	20	0	0	3	0	170	1	54	429
10. Establishment Division.	424	284	31	168	12	2	60	0	157	1	120	31	0	277	154	258	1979
Main, Islamabad.	187	83	18	74	3	2	16	0	59	1	23	14	0	145	87	108	820
Akhtar Hameed Khan National Centre for Rural Development, Islamabad.	8	17	8	4	4	0	6	0	7	0	2	0	0	9	0	5	70
Federal Public Service Commission, Islamabad.	114	32	3	43	1	0	0	0	65	0	35	17	0	59	66	74	509
Secretariat Training Institute, Islamabad.	48	4	0	12	0	0	5	0	7	0	1	0	0	18	1	17	113
Staff Welfare Organization, Islamabad.	67	148	2	35	4	0	33	0	19	0	59	0	0	46	0	54	467
11. Federal Education & Professional Training Division	75	36	9	32	11	10	27	0	28	0	1	1	0	83	6	55	374
Main, Islamabad.	34	5	0	4	9	0	12	0	14	0	0	0	0	24	0	19	121
Academy of Educational Planning & Management, Islamabad	26	4	0	11	0	0	7	0	2	0	1	0	0	15	0	9	75
National Talent Pool, Islamabad.	3	4	6	2	1	0	3	0	3	0	0	0	0	8	0	2	32
National Training Bureau, Islamabad	2	17	0	7	0	8	1	0	5	0	0	0	0	27	5	16	88
Pakistan Manpower Institute, Islamabad.	1	6	3	4	1	2	2	0	2	0	0	0	0	6	0	3	30
Pakistan National Commission for UNESCO, Islamabad.	9	0	0	4	0	0	2	0	2	0	0	1	0	3	1	6	28
12. Finance Division	2467	1852	150	456	418	183	253	19	198	2	2895	25	1	1160	11	7814	17904
Main, Islamabad.	341	51	0	89	0	0	71	0	60	1	0	7	0	306	0	139	1065
Finance (Military), Rawalpindi.	89	15	0	11	0	0	47	0	20	0	0	0	0	100	2	38	322
Central Directorate of National Savings, Islamabad.	1226	405	32	31	16	2	47	0	11	0	1157	1	0	526	0	32	3486

TABLE-24
SANCTIONED STRENGTH BY BASIC SCALE AND DIVISION / ATTACHED DEPARTMENTS / SU-ORDINATE OFFICES

DIVISION / OFFICE	BASIC SCALE 17 TO 22							G. TOTAL BS 1-22
	17	18	19	20	21	22	SUB.TOTAL	
Defence Export Promotion Organization, Islamabad.	1	8	1	3	1	0	14	58
Institute of Optronics, Rawalpindi.	23	11	10	1	0	0	45	266
Military Vehicles Research and Development, Rawalpindi.	2	2	1	0	0	0	5	209
9. Economic Affairs Division, Islamabad.	0	82	21	9	3	1	116	545
10. Establishment Division.	110	150	60	25	5	2	352	2331
Main, Islamabad.	18	102	38	16	3	1	178	998
Akhtar Hameed Khan National Centre for Rural Development, Islamabad.	8	6	2	1	0	0	17	87
Federal Public Service Commission, Islamabad.	64	24	14	7	1	1	111	620
Secretariat Training Institute, Islamabad.	1	9	4	0	1	0	15	128
Staff Welfare Organization, Islamabad.	19	9	2	1	0	0	31	498
11. Federal Education & Professional Training Division	53	27	18	12	2	1	113	487
Main, Islamabad.	9	9	6	5	1	1	31	152
Academy of Educational Planning & Management, Islamabad	12	8	5	3	1	0	29	104
National Talent Pool, Islamabad.	7	1	2	1	0	0	11	43
National Training Bureau, Islamabad	14	5	2	1	0	0	22	110
Pakistan Manpower Institute, Islamabad.	7	3	2	1	0	0	13	43
Pakistan National Commission for UNESCO, Islamabad.	4	1	1	1	0	0	7	35
12. Finance Division	2918	1714	288	181	43	10	5154	23058
Main, Islamabad.	97	100	63	35	12	5	312	1377
Finance (Military), Rawalpindi.	0	39	12	9	1	0	61	383
Central Directorate of National Savings, Islamabad.	626	146	21	19	1	0	813	4299

TABLE-24
SANCTIONED STRENGTH BY BASIC SCALE AND DIVISION / ATTACHED DEPARTMENTS / SU-ORDINATE OFFICES

DIVISION / OFFICE	BASIC SCALE 1 TO 16																SUB. TOTAL
	1	2	3	4	5	6	7	8	9	10	11	12	13	14	15	16	
Controller General of Accounts HQ, Islamabad.	801	393	63	29	51	1	22	4	11	1	1325	16	0	64	0	5948	8729
Federal Treasury Office, Islamabad.	5	6	0	2	0	0	0	0	0	0	6	0	0	0	0	32	51
Office of the Auditor General of Pakistan HQ, Islamabad.	0	934	49	183	0	0	6	0	0	0	382	0	0	157	0	1620	3331
Pakistan Mint, Lahore.	5	48	6	111	351	180	60	15	96	0	25	1	1	7	9	5	920
13. Foreign Affairs Division. Main, (Including Pakistan Missions Abroad), Islamabad.	475	17	50	161	13	3	189	0	109	0	1	1	1	558	94	270	1942
14. Housing & Works Division.	83	992	102	47	559	2	948	56	187	1	699	3	0	231	0	160	4070
Main, Islamabad.	37	8	0	12	0	0	0	0	24	0	9	0	0	43	0	21	154
Estate Office, Islamabad.	44	5	16	11	0	1	117	0	35	0	15	3	0	44	0	19	310
National Housing Authority, Islamabad.	2	0	9	3	2	1	5	0	1	0	0	0	0	6	0	4	33
Pakistan Public Works Department HQ, Islamabad.	0	979	77	21	557	0	826	56	127	1	675	0	0	138	0	116	3573
15. Human Rights Division.	82	22	7	26	2	1	22	1	9	1	0	1	0	59	3	34	270
Main, Islamabad.	82	0	7	24	0	1	19	1	8	1	0	0	0	52	1	33	229
Implementation of National Plan of Action for Children, Islamabad.	0	4	0	0	0	0	0	0	1	0	0	1	0	2	0	0	8
National Commission for the Child Welfare & Development, Islamabad.	0	6	0	0	2	0	2	0	0	0	0	0	0	4	2	1	17
Shaheed Benazir Bhutto Centre for Women, Islamabad.	0	12	0	2	0	0	1	0	0	0	0	0	0	1	0	0	16
16. Industries & Production Division	88	23	6	21	4	0	12	4	20	0	11	2	0	67	57	45	360
Main, Islamabad.	83	11	0	19	0	0	0	0	12	0	11	2	0	54	57	34	283
Department of Explosives HQ, Rawalpindi.	5	12	6	2	4	0	12	4	8	0	0	0	0	13	0	11	77
17. Information & Broadcasting Division.	260	254	63	96	104	3	157	4	106	28	25	0	34	261	20	193	1608
Main, Islamabad.	0	185	7	0	37	0	19	0	12	0	4	0	0	91	3	50	408
Central Board of Film Censors, Islamabad.	2	7	0	0	3	0	5	0	4	0	0	0	0	3	0	5	29
Directorate of Electronic Media and Publications, Islamabad.	20	49	12	4	25	0	41	0	32	27	6	0	6	41	7	29	299
Federal Land Commission, Islamabad.	30	2	0	8	1	0	6	0	5	0	0	0	0	13	0	16	81

TABLE-24
SANCTIONED STRENGTH BY BASIC SCALE AND DIVISION / ATTACHED DEPARTMENTS / SU-ORDINATE OFFICES

DIVISION / OFFICE	BASIC SCALE 17 TO 22							G. TOTAL BS 1-22
	17	18	19	20	21	22	SUB.TOTAL	
Controller General of Accounts HQ, Islamabad.	954	492	28	12	6	1	1493	10222
Federal Treasury Office, Islamabad.	4	1	0	0	0	0	5	56
Office of the Auditor General of Pakistan HQ, Islamabad.	1225	933	163	105	23	4	2453	5784
Pakistan Mint, Lahore.	12	3	1	1	0	0	17	937
13. Foreign Affairs Division. Main, (Including Pakistan Missions Abroad), Islamabad.	99	164	127	109	35	12	546	2488
14. Housing & Works Division.	342	115	31	8	3	1	500	4570
Main, Islamabad.	7	16	3	2	1	1	30	184
Estate Office, Islamabad.	23	5	1	0	0	0	29	339
National Housing Authority, Islamabad.	4	2	3	1	1	0	11	44
Pakistan Public Works Department HQ, Islamabad.	308	92	24	5	1	0	430	4003
15. Human Rights Division.	25	20	10	4	0	1	60	330
Main, Islamabad.	15	16	9	4	0	1	45	274
Implementation of National Plan of Action for Children, Islamabad.	2	1	0	0	0	0	3	11
National Commission for the Child Welfare & Development, Islamabad.	2	1	1	0	0	0	4	21
Shaheed Benazir Bhutto Centre for Women, Islamabad.	6	2	0	0	0	0	8	24
16. Industries & Production Division	43	15	14	6	2	1	81	441
Main, Islamabad.	37	14	13	6	2	1	73	356
Department of Explosives HQ, Rawalpindi.	6	1	1	0	0	0	8	85
17. Information & Broadcasting Division.	197	112	68	31	12	3	423	2031
Main, Islamabad.	165	91	56	25	8	1	346	754
Central Board of Film Censors, Islamabad.	1	1	0	1	0	0	3	32
Directorate of Electronic Media and Publications, Islamabad.	20	14	5	2	0	0	41	340
Federal Land Commission, Islamabad.	8	3	4	1	3	1	20	101

TABLE-24
SANCTIONED STRENGTH BY BASIC SCALE AND DIVISION / ATTACHED DEPARTMENTS / SU-ORDINATE OFFICES

BASIC SCALE 1 TO 16																	
DIVISION / OFFICE	1	2	3	4	5	6	7	8	9	10	11	12	13	14	15	16	SUB. TOTAL
Implementation Tribunal For Newspaper Employees, Islamabad.	5	4	0	0	1	0	2	0	2	0	0	0	0	4	0	3	21
Information Service Academy, Islamabad.	10	0	5	0	4	0	2	0	1	0	0	0	0	5	0	3	30
Press Information Department, Islamabad.	193	7	39	84	33	3	82	4	50	1	15	0	28	104	10	87	740
Office of the Press Registrar, Islamabad.	0	0	0	0	0	0	0	0	0	0	0	0	0	0	0	0	0
18. Information Technology and Telecommunications Division.	29	19	1	18	2	0	13	0	5	0	1	0	0	24	0	28	140
Main, Islamabad.	29	10	0	18	1	0	12	0	5	0	1	0	0	19	0	23	118
National Information Technology Board , Islamabad.	0	9	1	0	1	0	1	0	0	0	0	0	0	5	0	5	22
19. Inter Provincial Coordination Division.	27	59	15	9	26	0	36	0	19	0	0	3	0	58	4	36	292
Main, Islamabad.	15	46	14	9	19	0	23	0	7	0	0	1	0	43	2	26	205
Inter Board Committee of Chairman, Islamabad.	0	13	1	0	1	0	12	0	12	0	0	0	0	7	1	7	54
National Internship Programme, Islamabad.	12	0	0	0	6	0	1	0	0	0	0	2	0	8	1	3	33
20. Interior Division	528	7274	125	3790	96835	44606	24783	11200	8437	254	4483	351	1532	3249	131	1772	209350
Main, Islamabad.	22	213	15	55	1	0	53	0	74	0	1	16	0	144	2	35	631
Directorate General of Civil Defence Islamabad, Lahore, Karachi, Peshawar, Quetta, AJ&K, Muzaffarabad.	14	64	18	12	31	16	11	0	42	7	25	0	0	43	1	47	331
Directorate General of Immigration and Passports, HQ Islamabad.	180	60	0	20	0	0	13	0	216	41	293	7	0	29	31	58	948
Federal Investigation Agency, HQ Islamabad.	0	271	17	13	1273	0	562	0	528	4	10	62	0	506	0	347	3593
Islamabad Capital Territory Administration, Islamabad.	207	121	11	59	7833	46	1522	42	1189	0	36	122	0	579	22	207	11996
National Academy for Prisons Administration, Lahore.	13	1	0	0	13	0	9	0	1	0	1	2	0	2	0	2	44
Gilgit Baltistan Scouts HQ, Gilgit.	0	140	0	0	1193	394	366	122	100	0	64	0	16	47	2	4	2448
HQ Frontier Constabulary KP, Peshawar	92	549	59	0	0	16966	2060	1357	1258	0	504	127	2	21	21	8	23024

TABLE-24
SANCTIONED STRENGTH BY BASIC SCALE AND DIVISION / ATTACHED DEPARTMENTS / SU-ORDINATE OFFICES

DIVISION / OFFICE	BASIC SCALE 17 TO 22							G. TOTAL BS 1-22
	17	18	19	20	21	22	SUB.TOTAL	
Implementation Tribunal For Newspaper Employees, Islamabad.	2	0	1	0	0	1	4	25
Information Service Academy, Islamabad.	1	3	1	1	1	0	7	37
Press Information Department, Islamabad.	0	0	0	0	0	0	0	740
Office of the Press Registrar, Islamabad.	0	0	1	1	0	0	2	2
18. Information Technology and Telecommunications Division.	19	25	4	3	1	1	53	193
Main, Islamabad.	9	9	2	2	1	1	24	142
National Information Technology Board , Islamabad.	10	16	2	1	0	0	29	51
19. Inter Provincial Coordination Division.	47	25	14	6	3	1	96	388
Main, Islamabad.	22	17	13	5	2	1	60	265
Inter Board Committee of Chairman, Islamabad.	6	2	0	0	1	0	9	63
National Internship Programme, Islamabad.	19	6	1	1	0	0	27	60
20. Interior Division	2148	662	277	42	11	3	3143	212493
Main, Islamabad.	30	29	11	6	4	2	82	713
Directorate General of Civil Defence Islamabad, Lahore, Karachi, Peshawar, Quetta, AJ&K, Muzaffarabad.	14	2	3	1	0	0	20	351
Directorate General of Immigration and Passports, HQ Islamabad.	114	10	5	1	0	0	130	1078
Federal Investigation Agency, HQ Islamabad.	224	61	26	19	3	1	334	3927
Islamabad Capital Territory Administration, Islamabad.	140	39	16	3	2	0	200	12196
National Academy for Prisons Administration, Lahore.	5	1	0	1	0	0	7	51
Gilgit Baltistan Scouts HQ, Gilgit.	6	31	10	1	0	0	48	2496
HQ Frontier Constabulary KP, Peshawar	49	20	1	2	1	0	73	23097

TABLE-24
SANCTIONED STRENGTH BY BASIC SCALE AND DIVISION / ATTACHED DEPARTMENTS / SU-ORDINATE OFFICES

DIVISION / OFFICE	BASIC SCALE 1 TO 16																SUB. TOTAL
	1	2	3	4	5	6	7	8	9	10	11	12	13	14	15	16	
HQ Frontier Corps Balochistan, Quetta,	0	2	5	2940	27955	8735	6790	1627	2825	130	1561	12	189	815	34	116	53736
HQ Pakistan Rangers Punjab, Lahore.	0	1288	0	0	12046	3447	3045	1274	717	0	246	0	580	0	0	395	23038
HQ Pakistan Rangers Sindh, Karachi.	0	997	0	0	13001	4176	3027	1370	920	0	297	0	745	0	0	432	24965
Pakistan Coast Guards, Karachi.	0	0	0	198	2056	574	563	178	183	0	117	3	0	81	3	13	3969
HQ Frontier Corps KP, Peshawar.	0	3568	0	493	31433	10252	6762	5230	384	72	1328	0	0	982	15	108	60627
21. Kashmir Affairs & Gilgit Baltistan Division.	1149	5549	859	328	6837	690	2618	351	4111	89	5603	664	0	2962	150	2077	34037
Main, Islamabad.	1	14	4	3	4	0	11	0	4	0	0	0	0	30	0	10	81
Directorate of Health Services AK, Rawalpindi	0	3	4	1	0	0	1	1	1	1	0	0	0	2	0	0	14
Jammu and Kashmir Refugees Rehabilitation Organization, Islamabad	0	3	1	0	0	0	2	0	2	0	1	0	0	1	0	1	11
Office of the Administrator J & K State Property in Pakistan, Lahore.	28	8	0	6	13	0	4	0	4	8	2	4	0	9	0	6	92
Office of the Chief Secretary, Gilgit Baltistan	1120	5521	850	318	6820	690	2600	350	4100	80	5600	660	0	2920	150	2060	33839
22. Law & Justice Division	435	738	180	266	135	5	446	29	430	22	123	18	1	161	25	477	3491
Main, Islamabad.	160	107	30	71	0	0	12	2	196	0	34	7	0	58	1	279	957
Accountability Courts, (Over all Pakistan).	32	43	14	11	11	0	22	0	23	0	23	4	0	18	4	18	223
Appellate Tribunal Inland Revenue Islamabad, Rawalpindi, Karachi, Peshawar, Lahore.	6	155	59	1	28	3	100	0	40	20	0	0	1	2	0	50	465
Banking Courts, (Over all Pakistan)	14	157	28	3	25	1	59	19	87	2	27	0	0	9	5	24	460
Commercial Courts, Karachi, Lahore.	0	3	1	0	0	0	1	0	1	0	2	0	0	0	2	0	10
Customs, Excise & Sales Tax Appellate Tribunal, (Over all Pakistan)	7	41	16	4	12	0	24	0	16	0	0	0	0	0	4	20	144
Drug Courts, (Over all Pakistan).	7	15	5	3	3	1	14	0	6	0	5	2	0	3	2	5	71

TABLE-24
SANCTIONED STRENGTH BY BASIC SCALE AND DIVISION / ATTACHED DEPARTMENTS / SU-ORDINATE OFFICES

DIVISION / OFFICE	BASIC SCALE 17 TO 22							G. TOTAL BS 1-22
	17	18	19	20	21	22	SUB.TOTAL	
HQ Frontier Corps Balochistan, Quetta,	282	127	85	2	0	0	496	54232
HQ Pakistan Rangers Punjab, Lahore.	329	42	5	0	0	0	376	23414
HQ Pakistan Rangers Sindh, Karachi.	283	21	2	0	0	0	306	25271
Pakistan Coast Guards, Karachi.	49	39	9	1	0	0	98	4067
HQ Frontier Corps KP, Peshawar.	623	240	104	5	1	0	973	61600
21. Kashmir Affairs & Gilgit Baltistan Division.	1481	655	216	21	3	1	2377	36414
Main, Islamabad.	16	2	5	1	1	1	26	107
Directorate of Health Services AK, Rawalpindi	1	0	0	0	0	0	1	15
Jammu and Kashmir Refugees Rehabilitation Organization, Islamabad	0	0	0	0	0	0	0	11
Office of the Administrator J & K State Property in Pakistan, Lahore.	4	3	1	0	0	0	8	100
Office of the Chief Secretary, Gilgit Baltistan	1460	650	210	20	2	0	2342	36181
22. Law & Justice Division	141	89	55	122	203	13	623	4114
Main, Islamabad.	42	18	15	6	7	1	89	1046
Accountability Courts, (Over all Pakistan).	3	15	1	0	21	0	40	263
Appellate Tribunal Inland Revenue Islamabad, Rawalpindi, Karachi, Peshawar, Lahore.	23	5	8	0	39	1	76	541
Banking Courts, (Over all Pakistan)	7	0	1	0	27	0	35	495
Commercial Courts, Karachi, Lahore.	0	0	1	0	2	0	3	13
Customs, Excise & Sales Tax Appellate Tribunal, (Over all Pakistan)	8	5	3	0	15	1	32	176
Drug Courts, (Over all Pakistan).	3	1	5	1	6	0	16	87

TABLE-24
SANCTIONED STRENGTH BY BASIC SCALE AND DIVISION / ATTACHED DEPARTMENTS / SU-ORDINATE OFFICES

DIVISION / OFFICE	BASIC SCALE 1 TO 16																SUB. TOTAL
	1	2	3	4	5	6	7	8	9	10	11	12	13	14	15	16	
Environmental Protection Tribunal Karachi, Lahore, Peshawar, Quetta	14	26	0	7	5	0	4	0	4	0	4	0	0	4	3	9	80
Federal Service Tribunal, Islamabad	31	12	0	16	0	0	0	0	12	0	9	1	0	3	0	22	106
Federal Shariat Court, Islamabad.	0	77	13	0	23	0	28	3	10	0	0	0	0	22	0	15	191
Foreign Exchange Regulation Appellate Board, Karachi, Lahore.	1	2	1	0	0	0	1	0	1	0	0	0	0	0	0	0	6
Insurance Appellate Tribunal, Karachi.	0	2	0	0	1	0	0	0	2	0	1	0	0	0	0	2	8
Law & Justice Commission of Pakistan, Islamabad.	3	11	1	1	1	0	9	0	5	0	0	0	0	7	1	7	46
National Child Protection Centre (NCPC), Islamabad.	0	7	0	0	3	0	0	0	1	0	0	2	0	2	0	4	19
Office of the Attorney General / Deputy Attorney General's and Standing Council, Head Office, Islamabad.	147	6	0	147	0	0	147	0	5	0	0	0	0	14	0	0	466
Regional Directorate of Human Rights, Lahore, Karachi, Peshawar, Quetta.	4	8	0	0	4	0	0	0	0	0	0	2	0	14	1	3	36
Special Courts (CNS) (Over all Pakistan).	2	26	2	1	4	0	7	4	6	0	6	0	0	2	1	5	66
Special Courts (Customs, Taxation & Anti Smuggling) Karachi, Rawalpindi, Peshawar, Lahore.	3	12	1	0	4	0	5	1	4	0	4	0	0	0	0	4	38
Special Courts (Offences in Banks), Lahore, Peshawar, Karachi.	3	11	4	0	3	0	5	0	3	0	2	0	0	1	1	3	36
Special Courts Central, (Over all Pakistan).	1	17	5	1	8	0	8	0	8	0	6	0	0	2	0	7	63
23. Narcotics Control Division	306	25	2	113	814	0	242	0	211	0	2	10	1	271	0	172	2169
Main, Islamabad.	11	25	2	7	0	0	16	0	5	0	0	10	0	16	0	9	101
Anti Narcotics Force, Rawalpindi.	295	0	0	106	814	0	226	0	206	0	2	0	1	255	0	163	2068
24. National Food Security & Research Division.	132	336	18	76	162	15	127	0	71	32	29	6	34	124	5	112	1279
Main, Islamabad.	36	13	5	17	7	0	20	0	10	0	3	0	0	45	1	20	177
Agriculture Policy Institute, Islamabad.	0	27	0	0	9	0	7	0	1	0	0	0	0	9	0	12	65
Animal Quarantine Department, Karachi.	0	54	0	12	6	0	17	0	7	0	0	0	0	15	0	4	115

TABLE-24
SANCTIONED STRENGTH BY BASIC SCALE AND DIVISION / ATTACHED DEPARTMENTS / SU-ORDINATE OFFICES

DIVISION / OFFICE	BASIC SCALE 17 TO 22							G. TOTAL BS 1-22
	17	18	19	20	21	22	SUB.TOTAL	
Environmental Protection Tribunal Karachi, Lahore, Peshawar, Quetta	5	1	0	4	7	1	18	98
Federal Service Tribunal, Islamabad	10	3	7	0	7	3	30	136
Federal Shariat Court, Islamabad.	17	23	8	7	2	1	58	249
Foreign Exchange Regulation Appellate Board, Karachi, Lahore.	0	0	0	0	2	0	2	8
Insurance Appellate Tribunal, Karachi.	0	0	0	1	1	0	2	10
Law & Justice Commission of Pakistan, Islamabad.	9	5	5	3	1	0	23	69
National Child Protection Centre (NCPC), Islamabad.	4	1	1	0	0	0	6	25
Office of the Attorney General / Deputy Attorney General's and Standing Council, Head Office, Islamabad.	0	0	0	100	42	5	147	613
Regional Directorate of Human Rights, Lahore, Karachi, Peshawar, Quetta.	3	8	0	0	4	0	15	51
Special Courts (CNS) (Over all Pakistan).	3	3	0	0	6	0	12	78
Special Courts (Customs, Taxation & Anti Smuggling) Karachi, Rawalpindi, Peshawar, Lahore.	0	0	0	0	3	0	3	41
Special Courts (Offences in Banks), Lahore, Peshawar, Karachi.	4	0	0	0	3	0	7	43
Special Courts Central, (Over all Pakistan).	0	1	0	0	8	0	9	72
23. Narcotics Control Division	106	41	16	3	1	1	168	2337
Main, Islamabad.	6	9	6	0	1	1	23	124
Anti Narcotics Force, Rawalpindi.	100	32	10	3	0	0	145	2213
24. National Food Security & Research Division.	174	60	38	29	2	1	304	1583
Main, Islamabad.	28	8	9	7	1	1	54	231
Agriculture Policy Institute, Islamabad.	6	12	11	4	1	0	34	99
Animal Quarantine Department, Karachi.	13	9	1	0	0	0	23	138

TABLE-24
SANCTIONED STRENGTH BY BASIC SCALE AND DIVISION / ATTACHED DEPARTMENTS / SU-ORDINATE OFFICES

BASIC SCALE 1 TO 16																	
DIVISION / OFFICE	1	2	3	4	5	6	7	8	9	10	11	12	13	14	15	16	SUB. TOTAL
Department of Plant Protection, Karachi.	0	227	13	0	97	15	51	0	40	19	23	0	34	30	2	67	618
Federal Seed Certification & Registration Department, Islamabad.	95	0	0	46	42	0	30	0	11	13	2	0	0	19	2	6	266
National Veterinary Laboratory, Islamabad.	1	15	0	1	1	0	2	0	2	0	1	6	0	6	0	3	38
25. National Health Services Regulations & Coordination Division	414	113	7	137	47	30	79	11	175	3	30	19	0	121	2	99	1287
Main, Islamabad.	78	7	0	26	1	0	19	0	10	0	1	5	0	60	0	33	240
Central Drugs Laboratory, Karachi.	11	7	0	0	8	2	4	1	10	1	17	1	0	0	0	5	67
Directorate of Central Health Establishments, Islamabad.	291	31	0	80	12	28	39	4	137	2	0	0	0	10	0	14	648
Directorate of Malaria Control, Islamabad.	10	1	0	5	1	0	1	0	2	0	0	0	0	9	1	3	33
Directorate of Central Warehouse & Supplies, Karachi.	0	18	3	5	2	0	6	0	4	0	0	1	0	5	0	3	47
Expanded Programme on Immunization, Islamabad.	0	21	0	0	10	0	1	0	0	0	5	4	0	14	0	5	60
National Aids Control Programme, Islamabad.	0	2	0	0	1	0	1	1	1	0	0	2	0	0	0	4	12
National Control Laboratory for (Biologicals), Islamabad.	0	2	1	1	1	0	0	0	2	0	0	0	0	1	0	1	9
National Health Information Resource Centre, Islamabad.	8	0	0	4	0	0	0	0	0	0	0	0	0	3	0	2	17
National Health Emergency Preparedness & Response Network, Islamabad.	2	6	0	9	0	0	0	0	6	0	2	0	0	4	0	11	40
National Research Institute Fertility Care, Karachi.	0	14	3	0	10	0	4	5	0	0	5	2	0	10	0	8	61
National Institute of Population Studies, Islamabad.	14	4	0	7	1	0	4	0	3	0	0	4	0	5	1	10	53
26. National History & Literary Heritage Division	62	38	14	11	7	2	39	1	21	3	15	7	9	45	5	58	337
Main, Islamabad.	13	6	6	6	1	1	7	0	3	0	1	0	0	10	0	22	76
Department of Archaeology & Museums, Islamabad.	23	10	0	3	3	0	15	1	7	1	2	1	2	12	1	7	88
National Language Promotion Department, Islamabad.	22	0	5	0	0	0	10	0	9	0	4	0	0	11	3	16	80

TABLE-24
SANCTIONED STRENGTH BY BASIC SCALE AND DIVISION / ATTACHED DEPARTMENTS / SU-ORDINATE OFFICES

DIVISION / OFFICE	BASIC SCALE 17 TO 22						SUB.TOTAL	G. TOTAL BS 1-22
	17	18	19	20	21	22		
Department of Plant Protection, Karachi.	37	11	8	16	0	0	72	690
Federal Seed Certification & Registration Department, Islamabad.	83	17	7	1	0	0	108	374
National Veterinary Laboratory, Islamabad.	7	3	2	1	0	0	13	51
25. National Health Services Regulations & Coordination Division	182	63	40	10	2	2	299	1586
Main, Islamabad.	32	20	19	5	1	1	78	318
Central Drugs Laboratory, Karachi.	7	3	1	0	0	0	11	78
Directorate of Central Health Establishments, Islamabad.	106	12	2	0	0	0	120	768
Directorate of Malaria Control, Islamabad.	1	3	1	0	0	0	5	38
Directorate of Central Warehouse & Supplies, Karachi.	1	2	1	0	0	0	4	51
Expanded Programme on Immunization, Islamabad.	11	5	2	1	0	0	19	79
National Aids Control Programme, Islamabad.	2	1	1	0	0	0	4	16
National Control Laboratory for (Biologicals), Islamabad.	0	1	1	0	0	0	2	11
National Health Information Resource Centre, Islamabad.	2	2	2	1	0	0	7	24
National Health Emergency Preparedness & Response Network, Islamabad.	1	5	1	1	0	0	8	48
National Research Institute Fertility Care, Karachi.	7	4	3	0	0	0	14	75
National Institute of Population Studies, Islamabad.	12	5	6	2	1	1	27	80
26. National History & Literary Heritage Division	43	17	12	6	1	1	80	417
Main, Islamabad.	7	5	6	2	0	1	21	97
Department of Archaeology & Museums, Islamabad.	8	2	1	1	0	0	12	100
National Language Promotion Department, Islamabad.	12	6	4	1	1	0	24	104

TABLE-24
SANCTIONED STRENGTH BY BASIC SCALE AND DIVISION / ATTACHED DEPARTMENTS / SU-ORDINATE OFFICES

DIVISION / OFFICE	BASIC SCALE 1 TO 16																SUB. TOTAL
	1	2	3	4	5	6	7	8	9	10	11	12	13	14	15	16	
Urdu Dictionary Board, Karachi.	2	6	2	0	0	0	6	0	1	0	7	3	7	2	1	9	46
Urdu Science Board, Lahore.	2	16	1	2	3	1	1	0	1	2	1	3	0	10	0	4	47
27. National Security Division, Islamabad.	7	0	1	4	0	0	1	0	0	0	0	0	0	3	0	2	18
28. Overseas Pakistanis and Human Resource Development Division	146	9	55	61	5	0	82	0	43	1	12	11	0	154	5	87	671
Main, Islamabad.	73	8	0	29	0	0	32	0	10	0	1	0	0	75	4	31	263
Bureau of Emigration & Overseas Employment, Islamabad.	73	1	0	19	0	0	35	0	25	0	0	11	0	65	0	39	268
National Industrial Relations Commission, Islamabad.	0	0	55	13	5	0	15	0	8	1	11	0	0	14	1	17	140
29. Parliamentary Affairs Division, Islamabad.	44	7	0	15	0	0	11	0	8	0	0	0	0	30	0	22	137
30. Petroleum and Natural Resources Division.	205	110	148	110	48	10	92	0	67	3	62	2	2	97	2	109	1067
Main, Islamabad.	90	2	4	20	5	0	26	0	10	0	2	0	0	75	1	36	271
Central Inspectorate of Mines, Islamabad.	0	4	0	0	3	0	2	0	2	0	0	0	0	1	0	1	13
Geological Survey of Pakistan, Quetta.	115	104	144	90	40	10	64	0	55	3	60	2	2	21	1	72	783
31. Planning Development and Reform Division	398	286	182	172	614	422	1043	378	260	102	193	85	73	352	90	279	4929
Main, Islamabad.	207	17	0	47	2	0	55	0	26	0	4	0	1	142	0	107	608
Jawaid Azfar Computer Centre, Islamabad.	0	5	0	0	0	0	1	0	1	0	0	0	0	1	2	2	12
National Fertilizer Development Centre, Islamabad.	0	14	0	0	4	0	2	0	2	0	2	1	0	4	0	5	34
National Logistic Cell, Rawalpindi.	181	242	182	124	606	422	982	378	229	102	187	83	72	201	88	159	4238
Pakistan Planning and Management Institute, Islamabad.	10	8	0	1	2	0	3	0	2	0	0	1	0	4	0	6	37
32. Privatization Division, Islamabad.	18	4	1	0	7	0	12	0	4	0	1	0	0	9	0	10	66
33. Ports & Shipping Division.	48	52	18	51	22	6	50	2	39	20	5	32	6	63	1	42	457
Main, Islamabad.	0	23	3	33	0	5	13	0	5	1	0	0	0	46	0	18	147
Directorate of Dock Workers Safety, Karachi	0	11	0	0	5	0	4	0	3	0	0	0	0	6	0	2	31

TABLE-24
SANCTIONED STRENGTH BY BASIC SCALE AND DIVISION / ATTACHED DEPARTMENTS / SU-ORDINATE OFFICES

DIVISION / OFFICE	BASIC SCALE 17 TO 22							G. TOTAL BS 1-22
	17	18	19	20	21	22	SUB.TOTAL	
Urdu Dictionary Board, Karachi.	5	3	0	1	0	0	9	55
Urdu Science Board, Lahore.	11	1	1	1	0	0	14	61
27. National Security Division, Islamabad.	7	0	0	1	2	1	11	29
28. Overseas Pakistanis and Human Resource Development Division	51	55	22	5	11	2	146	817
Main, Islamabad.	0	34	11	3	1	1	50	313
Bureau of Emigration & Overseas Employment, Islamabad.	41	21	9	1	1	0	73	341
National Industrial Relations Commission, Islamabad.	10	0	2	1	9	1	23	163
29. Parliamentary Affairs Division, Islamabad.	18	3	7	3	0	2	33	170
30. Petroleum and Natural Resources Division.	175	104	37	13	3	2	334	1401
Main, Islamabad.	20	49	20	9	2	2	102	373
Central Inspectorate of Mines, Islamabad.	1	1	1	0	0	0	3	16
Geological Survey of Pakistan, Quetta.	154	54	16	4	1	0	229	1012
31. Planning Development and Reform Division	209	254	147	53	9	2	674	5603
Main, Islamabad.	90	137	61	33	7	2	330	938
Jawaid Azfar Computer Centre, Islamabad.	1	3	0	0	1	0	5	17
National Fertilizer Development Centre, Islamabad.	3	4	3	1	0	0	11	45
National Logistic Cell, Rawalpindi.	114	108	81	18	1	0	322	4560
Pakistan Planning and Management Institute, Islamabad.	1	2	2	1	0	0	6	43
32. Privatization Division, Islamabad.	2	4	3	0	1	1	11	77
33. Ports & Shipping Division.	25	32	12	7	3	1	80	537
Main, Islamabad.	10	15	6	5	3	1	40	187
Directorate of Dock Workers Safety, Karachi	2	1	1	0	0	0	4	35

TABLE-24
SANCTIONED STRENGTH BY BASIC SCALE AND DIVISION / ATTACHED DEPARTMENTS / SU-ORDINATE OFFICES

DIVISION / OFFICE	BASIC SCALE 1 TO 16																SUB. TOTAL
	1	2	3	4	5	6	7	8	9	10	11	12	13	14	15	16	
Government Shipping Office, Karachi	0	3	3	0	2	0	7	0	7	2	0	0	0	0	0	1	25
Marine Biological Research Laboratory, Karachi.	9	3	1	1	4	0	3	2	1	3	0	0	4	0	0	3	34
Marine Fisheries Department, Karachi.	36	9	2	8	0	0	17	0	16	11	5	31	2	11	0	16	164
Mercantile Marine Department, Karachi.	3	3	9	9	11	1	6	0	7	3	0	1	0	0	1	2	56
34. Religious Affairs and Inter-faith Harmony Division.	121	58	7	49	14	1	51	0	37	0	13	3	0	106	4	70	534
Main, Islamabad.	83	33	1	37	0	0	40	0	24	0	1	3	0	88	4	52	366
Directorate of Hajj, (Over all Pakistan).	38	25	6	12	14	1	11	0	13	0	12	0	0	18	0	18	168
35. Revenue Division	4131	3	956	1192	3824	1	2549	9	2454	58	21	509	7	1883	3	7655	25255
Main, Islamabad.	2	1	7	2	3	0	7	0	0	0	0	0	0	9	0	4	35
Federal Board of Revenue Including (Customs, Central Excise Sales Tax & Incom Tax Department), HQ, Islamabad	4129	2	949	1190	3821	1	2542	9	2454	58	21	509	7	1874	3	7651	25220
36. Railways Division	16984	14955	2481	8037	13522	13792	3951	4260	4252	1114	2688	2595	1018	3506	507	1203	94865
Main, Islamabad.	44	13	0	19	0	1	14	0	9	0	0	3	0	62	0	25	190
Pakistan Railways HQ, Lahore.	16940	14942	2481	8018	13522	13791	3937	4260	4243	1114	2688	2592	1018	3444	507	1178	94675
37. Science & Technology Division, Islamabad.	57	4	0	15	0	1	9	0	2	0	0	0	0	45	1	27	161
38.States and Frontier Regions Division, Islamabad.	23	138	7	5	313	4	140	0	89	0	7	0	0	75	7	30	838
Main, Islamabad.	1	31	2	3	10	0	13	0	8	0	0	0	0	32	2	14	116
Chief Commissioner for Afghan Refugees, Islamabad, Lahore, Quetta, Karachi, Peshawar.	22	107	5	2	303	4	127	0	81	0	7	0	0	43	5	16	722
39. Statistics Division	188	120	121	101	81	11	165	7	210	41	59	182	13	1603	7	104	3013
Main, Islamabad.	0	0	26	1	6	0	6	0	4	0	0	0	0	16	0	7	66
Pakistan Bureau of Statistics, Islamabad.	188	120	95	100	75	11	159	7	206	41	59	182	13	1587	7	97	2947
40. Textile Industry Division.	10	51	4	2	16	0	17	0	21	0	2	7	0	39	0	27	196
Main, Islamabad.	0	50	4	0	16	0	11	0	11	0	1	0	0	32	0	18	143

TABLE-24
SANCTIONED STRENGTH BY BASIC SCALE AND DIVISION / ATTACHED DEPARTMENTS / SU-ORDINATE OFFICES

DIVISION / OFFICE	BASIC SCALE 17 TO 22							G. TOTAL BS 1-22
	17	18	19	20	21	22	SUB.TOTAL	
Government Shipping Office, Karachi	0	1	1	0	0	0	2	27
Marine Biological Research Laboratory, Karachi.	3	0	0	0	0	0	3	37
Marine Fisheries Department, Karachi.	10	9	4	1	0	0	24	188
Mercantile Marine Department, Karachi.	0	6	0	1	0	0	7	63
34. Religious Affairs and Inter-faith Harmony Division.	41	36	16	6	2	1	102	636
Main, Islamabad.	32	29	11	6	2	1	81	447
Directorate of Hajj, (Over all Pakistan).	9	7	5	0	0	0	21	189
35. Revenue Division	578	1150	468	251	75	10	2532	27787
Main, Islamabad.	4	1	2	2	1	1	11	46
Federal Board of Revenue Including (Customs, Central Excise Sales Tax & Incom Tax Department), HQ, Islamabad	574	1149	466	249	74	9	2521	27741
36. Railways Division	534	353	107	53	12	3	1062	95927
Main, Islamabad.	0	34	10	3	2	1	50	240
Pakistan Railways HQ, Lahore.	534	319	97	50	10	2	1012	95687
37. Science & Technology Division, Islamabad.	14	11	10	6	1	1	43	204
38. States and Frontier Regions Division, Islamabad.	82	27	9	5	1	1	125	963
Main, Islamabad.	0	18	6	2	0	1	27	143
Chief Commissioner for Afghan Refugees, Islamabad, Lahore, Quetta, Karachi, Peshawar.	82	9	3	3	1	0	98	820
39. Statistics Division	518	105	44	21	0	1	689	3702
Main, Islamabad.	8	0	1	1	0	1	11	77
Pakistan Bureau of Statistics, Islamabad.	510	105	43	20	0	0	678	3625
40. Textile Industry Division.	12	16	7	8	2	2	47	243
Main, Islamabad.	8	13	5	7	2	2	37	180

TABLE-24
SANCTIONED STRENGTH BY BASIC SCALE AND DIVISION / ATTACHED DEPARTMENTS / SU-ORDINATE OFFICES

BASIC SCALE 1 TO 16																	
DIVISION / OFFICE	1	2	3	4	5	6	7	8	9	10	11	12	13	14	15	16	SUB.
Textile Commissioner's Organization, Karachi.	10	1	0	2	0	0	6	0	10	0	1	7	0	7	0	9	53
41. Water and Power Division	72	45	5	36	5	1	12	0	24	0	10	1	2	44	0	88	345
Main, Islamabad.	0	41	5	13	1	0	0	0	14	0	4	0	0	21	0	44	143
National Energy Conservation Centre (ENERCON), Islamabad	14	1	0	5	0	0	1	0	1	0	1	0	0	5	0	7	35
Office of the Chief Engineering Adviser Chairman Federal Flood Commission, Islamabad.	40	2	0	12	1	0	5	0	5	0	4	0	1	14	0	32	116
Pakistan Commissioner for Indus Waters, Lahore.	18	1	0	6	3	1	6	0	4	0	1	1	1	4	0	5	51
42. President's Secretariat (Public), Islamabad.	68	10	0	62	1	0	18	0	19	1	0	2	0	35	0	43	259
43. President's Secretariat (Personal), Islamabad.	90	52	59	32	88	18	42	12	36	1	6	4	0	39	3	15	497
44. Prime Minister's Office (Public)	37	106	6	47	30	0	29	0	36	0	2	4	1	98	13	78	487
Main, Islamabad.	27	24	0	35	1	0	12	0	15	0	0	4	0	38	9	35	200
Board of Investment, Islamabad.	0	76	4	2	24	0	16	0	17	0	0	0	1	52	0	35	227
National Commission for Government Reforms, Islamabad.	2	4	2	2	5	0	0	0	3	0	2	0	0	2	4	2	28
Prime Minister's Inspection Commission, Islamabad.	8	2	0	8	0	0	1	0	1	0	0	0	0	6	0	6	32
45. Prime Minister's Office (Internal), Islamabad.	188	13	3	66	58	6	27	7	45	5	10	1	0	38	2	15	484
46. National Assembly Secretariat, Islamabad.	229	36	0	129	10	0	181	0	37	1	27	10	0	135	32	157	984
47. Senate Secretariat, Islamabad.	224	31	0	144	11	1	117	0	23	0	35	3	0	98	0	141	828
48. Election Commission of Pakistan	76	323	288	17	38	193	5	306	0	299	1	0	175	119	251	56	2147
Main, Islamabad.	4	53	33	6	11	12	2	29	0	18	0	0	3	23	43	22	259
Provincial Election Commissioners, Punjab, Sindh, KP, Balochistan	72	270	255	11	27	181	3	277	0	281	1	0	172	96	208	34	1888
49. Wafaqi Mohtasib (Ombudsman)'s Secretariat, Islamabad.	166	22	0	59	0	0	34	1	65	1	0	6	0	119	0	60	533
50. Supreme Court of Pakistan, Islamabad.	0	65	155	52	21	49	39	41	54	6	24	5	10	32	27	62	642
51. Federal Tax (Ombudsman) Secretariat, Islamabad.	60	17	6	0	24	2	22	0	15	0	2	0	0	43	0	16	207
52. National Accountability Bureau, Islamabad.	404	38	9	203	12	0	107	0	94	0	2	48	0	300	12	343	1572
G. SUB. TOTAL	74852	54743	12627	27883	138175	64585	62815	18073	43821	4829	22198	6826	3275	31610	2457	43316	612085

TABLE-24
SANCTIONED STRENGTH BY BASIC SCALE AND DIVISION / ATTACHED DEPARTMENTS / SU-ORDINATE OFFICES

DIVISION / OFFICE	BASIC SCALE 17 TO 22						SUB.TOTAL	G. TOTAL BS 1-22
	17	18	19	20	21	22		
Textile Commissioner's Organization, Karachi.	4	3	2	1	0	0	10	63
41. Water and Power Division	17	45	21	17	6	1	107	452
Main, Islamabad.	0	29	6	7	2	1	45	188
National Energy Conservation Centre (ENERCON), Islamabad	3	1	4	4	1	0	13	48
Office of the Chief Engineering Adviser Chairman Federal Flood Commission, Islamabad.	10	12	8	5	2	0	37	153
Pakistan Commissioner for Indus Waters, Lahore.	4	3	3	1	1	0	12	63
42. President's Secretariat (Public), Islamabad.	7	15	18	6	3	4	53	312
43. President's Secretariat (Personal), Islamabad.	10	20	8	3	0	0	41	538
44. Prime Minister's Office (Public)	33	30	35	22	16	10	146	633
Main, Islamabad.	8	9	21	12	13	7	70	270
Board of Investment, Islamabad.	17	19	12	5	2	1	56	283
National Commission for Government Reforms, Islamabad.	3	0	2	1	0	1	7	35
Prime Minister's Inspection Commission, Islamabad.	5	2	0	4	1	1	13	45
45. Prime Minister's Office (Internal), Islamabad.	8	5	2	0	0	0	15	499
46. National Assembly Secretariat, Islamabad.	138	66	46	19	5	2	276	1260
47. Senate Secretariat, Islamabad.	113	40	28	11	3	2	197	1025
48. Election Commission of Pakistan	173	205	60	15	8	1	462	2609
Main, Islamabad.	23	35	14	11	4	1	88	347
Provincial Election Commissioners, Punjab, Sindh, KP, Balochistan	150	170	46	4	4	0	374	2262
49. Wafaqi Mohtasib (Ombudsman)'s Secretariat, Islamabad.	83	19	19	16	9	1	147	680
50. Supreme Court of Pakistan, Islamabad.	77	39	59	9	2	2	188	830
51. Federal Tax (Ombudsman) Secretariat, Islamabad.	52	6	4	2	0	2	66	273
52. National Accountability Bureau, Islamabad.	263	214	131	37	12	0	657	2229
G. SUB. TOTAL	20933	10149	3877	1450	559	123	37091	649176

TABLE-25
DOMICILE WISE ACTUAL STRENGTH OF EMPLOYEES BY BASIC SCALE AND DIVISIONS / ATTACHED DEPARTMENTS /SUBORDINATE OFFICES

DIVISION/OFFICE	DOMICILE	BASIC SCALE 17 to 22							G.TOTAL BS 1-22
		17	18	19	20	21	22	TOTAL	
1. Aviation Division	G. TOTAL	214	68	31	6	4	0	323	12252
Main, Islamabad.	TOTAL	2	6	4	2	2	0	16	79
	Islamabad	0	1	0	0	0	0	1	7
	Punjab	0	4	2	1	1	0	8	42
	Sindh R	0	1	0	0	0	0	1	4
	Sindh U	0	0	1	0	1	0	2	5
	KP	1	0	1	1	0	0	3	15
	Balochistan	0	0	0	0	0	0	0	4
	AJ&K	1	0	0	0	0	0	1	2
	GB	0	0	0	0	0	0	0	0
	FATA	0	0	0	0	0	0	0	0
Airports Security Force,	TOTAL	106	18	8	1	1	0	134	9893
Karachi.	Islamabad	1	0	0	0	0	0	1	28
	Punjab	46	8	5	1	1	0	61	5530
	Sindh R	16	2	0	0	0	0	18	1069
	Sindh U	12	2	0	0	0	0	14	890
	KP	18	3	1	0	0	0	22	1378
	Balochistan	4	3	0	0	0	0	7	399
	AJ&K	3	0	1	0	0	0	4	218
	GB	3	0	1	0	0	0	4	237
	FATA	3	0	0	0	0	0	3	144
Pakistan Meteorological	TOTAL	106	44	19	3	1	0	173	2280
Department, Islamabad.	Islamabad	0	0	0	0	0	0	0	33
	Punjab	59	23	10	1	1	0	94	983
	Sindh R	18	6	3	0	0	0	27	225
	Sindh U	10	7	1	0	0	0	18	417
	KP	10	4	3	1	0	0	18	290
	Balochistan	4	1	1	0	0	0	6	180
	AJ&K	3	0	0	0	0	0	3	50
	GB	0	0	0	0	0	0	0	0
	FATA	2	3	1	1	0	0	7	102
2. Cabinet Division	G. TOTAL	20	88	21	11	3	1	144	1298
Main, Islamabad.	TOTAL	0	77	18	11	3	1	110	752
	Islamabad	0	4	1	0	0	0	5	36
	Punjab	0	44	13	10	2	1	70	531
	Sindh R	0	4	1	0	0	0	5	29
	Sindh U	0	3	0	0	0	0	3	25
	KP	0	13	1	0	1	0	15	80
	Balochistan	0	5	1	0	0	0	6	12
	AJ&K	0	2	0	0	0	0	2	26
	GB	0	0	0	0	0	0	0	4
	FATA	0	2	1	1	0	0	4	9

TABLE-25
DOMICILE WISE ACTUAL STRENGTH OF EMPLOYEES BY BASIC SCALE AND DIVISIONS / ATTACHED DEPARTMENTS /SUBORDINATE OFFICES

DIVISION/OFFICE	DOMICILE	BASIC SCALE 17 to 22							G.TOTAL BS 1-22
		17	18	19	20	21	22	TOTAL	
Directorate General of	TOTAL	92	14	10	0	0	0	116	594
Special Education,	Islamabad	11	0	0	0	0	0	11	98
Islamabad.	Punjab	61	12	6	0	0	0	79	363
	Sindh R	4	1	0	0	0	0	5	17
	Sindh U	2	0	0	0	0	0	2	13
	KP	9	1	4	0	0	0	14	76
	Balochistan	2	0	0	0	0	0	2	4
	AJ&K	1	0	0	0	0	0	1	13
	GB	2	0	0	0	0	0	2	6
	FATA	0	0	0	0	0	0	0	4
District Population	TOTAL	3	2	1	0	0	0	6	205
Welfare Office,	Islamabad	0	0	0	0	0	0	0	46
Islamabad.	Punjab	1	1	0	0	0	0	2	105
	Sindh R	0	0	0	0	0	0	0	9
	Sindh U	0	0	0	0	0	0	0	0
	KP	0	1	0	0	0	0	1	33
	Balochistan	1	0	0	0	0	0	1	3
	AJ&K	1	0	0	0	0	0	1	7
	GB	0	0	0	0	0	0	0	1
	FATA	0	0	1	0	0	0	1	1
Federal College of	TOTAL	15	7	5	1	0	0	28	82
Education, Islamabad.	Islamabad	0	0	0	0	0	0	0	6
	Punjab	10	3	4	0	0	0	17	46
	Sindh R	1	1	0	0	0	0	2	3
	Sindh U	1	1	0	0	0	0	2	3
	KP	1	1	1	0	0	0	3	17
	Balochistan	1	0	0	0	0	0	1	1
	AJ&K	1	0	0	0	0	0	1	4
	GB	0	1	0	0	0	0	1	1
	FATA	0	0	0	1	0	0	1	1
Federal Directorate of	TOTAL	2426	797	368	20	0	0	3611	12446
Education, Islamabad.	Islamabad	79	44	17	1	0	0	141	3024
	Punjab	1734	462	211	12	0	0	2419	6447
	Sindh R	132	67	35	2	0	0	236	738
	Sindh U	92	52	21	0	0	0	165	571
	KP	234	104	56	4	0	0	398	1031
	Balochistan	56	26	10	0	0	0	92	217
	AJ&K	49	19	9	0	0	0	77	213
	GB	11	10	5	0	0	0	26	47
	FATA	39	13	4	1	0	0	57	158

TABLE-25
DOMICILE WISE ACTUAL STRENGTH OF EMPLOYEES BY BASIC SCALE AND DIVISIONS / ATTACHED DEPARTMENTS /SUBORDINATE OFFICES

DIVISION/OFFICE	DOMICILE	BASIC SCALE 17 to 22						TOTAL	G.TOTAL BS 1-22
		17	18	19	20	21	22		
Federal Medical &	TOTAL	31	5	1	0	0	0	37	115
Dental College, Islamabad.	Islamabad	2	0	0	0	0	0	2	38
	Punjab	15	3	1	0	0	0	19	47
	Sindh R	3	1	0	0	0	0	4	11
	Sindh U	1	0	0	0	0	0	1	2
	KP	7	1	0	0	0	0	8	11
	Balochistan	2	0	0	0	0	0	2	3
	AJ&K	1	0	0	0	0	0	1	2
	GB	0	0	0	0	0	0	0	0
	FATA	0	0	0	0	0	0	0	1
Federal General Hospital,	TOTAL	22	10	1	0	0	0	33	219
Prime Minister National	Islamabad	0	1	0	0	0	0	1	117
Complex, Islamabad.	Punjab	13	8	1	0	0	0	22	65
	Sindh R	3	0	0	0	0	0	3	17
	Sindh U	1	0	0	0	0	0	1	3
	KP	4	1	0	0	0	0	5	15
	Balochistan	0	0	0	0	0	0	0	0
	AJ&K	0	0	0	0	0	0	0	1
	GB	0	0	0	0	0	0	0	0
	FATA	1	0	0	0	0	0	1	1
Federal Government	TOTAL	215	28	24	7	1	0	275	1424
Polyclinic, Islamabad.	Islamabad	0	0	0	0	0	0	0	479
	Punjab	136	20	18	3	0	0	177	596
	Sindh R	22	0	2	1	1	0	26	73
	Sindh U	7	0	1	1	0	0	9	54
	KP	32	7	2	1	0	0	42	156
	Balochistan	3	1	1	0	0	0	5	17
	AJ&K	4	0	0	0	0	0	4	27
	GB	5	0	0	1	0	0	6	6
	FATA	6	0	0	0	0	0	6	16
Government Polytechnic	TOTAL	17	3	2	0	0	0	22	54
Institute for women, Islamabad.	Islamabad	0	0	0	0	0	0	0	2
	Punjab	12	1	0	0	0	0	13	38
	Sindh R	3	0	0	0	0	0	3	4
	Sindh U	0	1	1	0	0	0	2	2
	KP	1	0	1	0	0	0	2	5
	Balochistan	0	1	0	0	0	0	1	1
	AJ&K	0	0	0	0	0	0	0	1
	GB	0	0	0	0	0	0	0	0
	FATA	1	0	0	0	0	0	1	1

TABLE-25
DOMICILE WISE ACTUAL STRENGTH OF EMPLOYEES BY BASIC SCALE AND DIVISIONS / ATTACHED DEPARTMENTS /SUBORDINATE OFFICES

DIVISION/OFFICE	DOMICILE	BASIC SCALE 17 to 22						G.TOTAL BS 1-22	
		17	18	19	20	21	22		TOTAL
Natioanal Trust for the	TOTAL	3	0	0	0	1	0	4	18
Disabled, Islamabad.	Islamabad	0	0	0	0	0	0	0	0
	Punjab	3	0	0	0	1	0	4	14
	Sindh R	0	0	0	0	0	0	0	1
	Sindh U	0	0	0	0	0	0	0	0
	KP	0	0	0	0	0	0	0	1
	Balochistan	0	0	0	0	0	0	0	0
	AJ&K	0	0	0	0	0	0	0	1
	GB	0	0	0	0	0	0	0	0
	FATA	0	0	0	0	0	0	0	1
National Council for the	TOTAL	1	1	0	0	0	0	2	8
Rehabilitation of Disabled	Islamabad	0	0	0	0	0	0	0	1
Persons, Islamabad.	Punjab	1	1	0	0	0	0	2	5
	Sindh R	0	0	0	0	0	0	0	0
	Sindh U	0	0	0	0	0	0	0	0
	KP	0	0	0	0	0	0	0	2
	Balochistan	0	0	0	0	0	0	0	0
	AJ&K	0	0	0	0	0	0	0	0
	GB	0	0	0	0	0	0	0	0
	FATA	0	0	0	0	0	0	0	0
National Council of	TOTAL	5	1	0	0	0	1	7	43
Social Welfare, Islamabad.	Islamabad	0	0	0	0	0	0	0	7
	Punjab	3	0	0	0	0	1	4	22
	Sindh R	0	0	0	0	0	0	0	2
	Sindh U	0	0	0	0	0	0	0	1
	KP	1	1	0	0	0	0	2	9
	Balochistan	0	0	0	0	0	0	0	0
	AJ&K	1	0	0	0	0	0	1	2
	GB	0	0	0	0	0	0	0	0
	FATA	0	0	0	0	0	0	0	0
National Institute of	TOTAL	68	13	1	0	0	0	82	282
Rehabilitation Medicine, Islamabad.	Islamabad	0	1	0	0	0	0	1	10
	Punjab	31	8	0	0	0	0	39	169
	Sindh R	6	0	1	0	0	0	7	17
	Sindh U	4	0	0	0	0	0	4	14
	KP	21	2	0	0	0	0	23	50
	Balochistan	3	1	0	0	0	0	4	5
	AJ&K	0	0	0	0	0	0	0	11
	GB	3	0	0	0	0	0	3	3
	FATA	0	1	0	0	0	0	1	3

TABLE-25
DOMICILE WISE ACTUAL STRENGTH OF EMPLOYEES BY BASIC SCALE AND DIVISIONS / ATTACHED DEPARTMENTS /SUBORDINATE OFFICES

DIVISION/OFFICE	DOMICILE	BASIC SCALE 17 to 22						TOTAL	G.TOTAL BS 1-22
		17	18	19	20	21	22		
Trade Development	TOTAL	27	29	23	7	1	0	87	501
Authority of Pakistan,	Islamabad	0	0	0	0	0	0	0	0
Karachi.	Punjab	12	16	12	4	0	0	44	226
	Sindh R	9	3	7	1	0	0	20	64
	Sindh U	4	4	2	0	1	0	11	140
	KP	1	6	2	0	0	0	9	43
	Balochistan	1	0	0	1	0	0	2	11
	AJ&K	0	0	0	0	0	0	0	6
	GB	0	0	0	0	0	0	0	5
	FATA	0	0	0	1	0	0	1	6
5. Communications &	G. TOTAL	197	76	54	25	4	2	358	35281
Postal Services	TOTAL	0	7	5	3	1	1	17	92
Division	Islamabad	0	0	0	0	0	0	0	0
Main, Islamabad.	Punjab	0	4	2	2	1	1	10	53
	Sindh R	0	0	1	0	0	0	1	2
	Sindh U	0	0	0	1	0	0	1	2
	KP	0	1	2	0	0	0	3	26
	Balochistan	0	1	0	0	0	0	1	2
	AJ&K	0	1	0	0	0	0	1	3
	GB	0	0	0	0	0	0	0	4
	FATA	0	0	0	0	0	0	0	0
Construction Technology	TOTAL	0	4	3	0	0	0	7	172
Training Institute,	Islamabad	0	0	0	0	0	0	0	0
Islamabad.	Punjab	0	3	2	0	0	0	5	134
	Sindh R	0	0	0	0	0	0	0	4
	Sindh U	0	0	1	0	0	0	1	6
	KP	0	1	0	0	0	0	1	18
	Balochistan	0	0	0	0	0	0	0	1
	AJ&K	0	0	0	0	0	0	0	5
	GB	0	0	0	0	0	0	0	4
	FATA	0	0	0	0	0	0	0	0
National Highways &	TOTAL	72	5	10	7	0	1	95	5612
Motorways Police,	Islamabad	1	0	0	0	0	0	1	60
Islamabad.	Punjab	51	3	6	3	0	0	63	2923
	Sindh R	5	1	1	1	0	0	8	577
	Sindh U	6	0	0	1	0	0	7	535
	KP	5	1	1	0	0	1	8	791
	Balochistan	4	0	0	1	0	0	5	489
	AJ&K	0	0	1	0	0	0	1	117
	GB	0	0	0	0	0	0	0	99
	FATA	0	0	1	1	0	0	2	21

TABLE-25
DOMICILE WISE ACTUAL STRENGTH OF EMPLOYEES BY BASIC SCALE AND DIVISIONS / ATTACHED DEPARTMENTS /SUBORDINATE OFFICES

DIVISION/OFFICE	DOMICILE	BASIC SCALE 17 to 22							G.TOTAL BS 1-22
		17	18	19	20	21	22	TOTAL	
Zoological Survey of	TOTAL	2	0	0	0	0	0	2	32
Pakistan, Islamabad.	Islamabad	0	0	0	0	0	0	0	6
	Punjab	1	0	0	0	0	0	1	18
	Sindh R	1	0	0	0	0	0	1	1
	Sindh U	0	0	0	0	0	0	0	5
	KP	0	0	0	0	0	0	0	2
	Balochistan	0	0	0	0	0	0	0	0
	AJ&K	0	0	0	0	0	0	0	0
	GB	0	0	0	0	0	0	0	0
	FATA	0	0	0	0	0	0	0	0
7. Defence Division	G. TOTAL	3523	1223	378	36	6	1	5167	117510
Main, Rawalpindi.	TOTAL	0	40	15	6	3	1	65	410
	Islamabad	0	0	0	0	0	0	0	2
	Punjab	0	31	11	2	2	0	46	298
	Sindh R	0	1	0	1	0	0	2	18
	Sindh U	0	1	0	0	0	0	1	13
	KP	0	2	4	1	1	1	9	56
	Balochistan	0	4	0	0	0	0	4	12
	AJ&K	0	0	0	1	0	0	1	6
	GB	0	1	0	0	0	0	1	3
	FATA	0	0	0	1	0	0	1	2
Director General ISI,	TOTAL	108	145	67	4	0	0	324	2111
Islamabad.	Islamabad	2	3	2	0	0	0	7	118
	Punjab	69	67	35	3	0	0	174	1244
	Sindh R	9	24	9	0	0	0	42	143
	Sindh U	6	12	6	0	0	0	24	101
	KP	14	23	3	1	0	0	41	335
	Balochistan	4	7	4	0	0	0	15	57
	AJ&K	1	3	1	0	0	0	5	62
	GB	2	2	1	0	0	0	5	27
	FATA	1	4	6	0	0	0	11	24
Federal Government	TOTAL	2086	482	241	13	0	0	2822	9763
Educational Institutions	Islamabad	3	0	1	0	0	0	4	9
(Cantt./Garrison)	Punjab	1190	293	139	9	0	0	1631	5370
Directorate, Rawalpindi.	Sindh R	137	30	16	1	0	0	184	697
	Sindh U	143	32	10	0	0	0	185	687
	KP	393	79	48	2	0	0	522	1732
	Balochistan	95	17	9	1	0	0	122	533
	AJ&K	57	18	9	0	0	0	84	329
	GB	36	5	2	0	0	0	43	188
	FATA	32	8	7	0	0	0	47	218

TABLE-25
DOMICILE WISE ACTUAL STRENGTH OF EMPLOYEES BY BASIC SCALE AND DIVISIONS / ATTACHED DEPARTMENTS /SUBORDINATE OFFICES

DIVISION/OFFICE	DOMICILE	BASIC SCALE 17 to 22							G.TOTAL BS 1-22
		17	18	19	20	21	22	TOTAL	
General Headquarters,	TOTAL	94	99	11	0	0	0	204	42500
COAS, Sectt. SD, Dte,	Islamabad	0	0	0	0	0	0	0	491
Rawalpindi.	Punjab	65	76	4	0	0	0	145	31800
	Sindh R	7	4	3	0	0	0	14	2119
	Sindh U	4	8	0	0	0	0	12	922
	KP	16	6	3	0	0	0	25	4160
	Balochistan	2	0	0	0	0	0	2	1741
	AJ&K	0	2	0	0	0	0	2	639
	GB	0	2	1	0	0	0	3	307
	FATA	0	1	0	0	0	0	1	321
Joint Staff Headquarter,	TOTAL	0	0	0	0	0	0	0	79
Chakala, Rawalpindi.	Islamabad	0	0	0	0	0	0	0	1
	Punjab	0	0	0	0	0	0	0	55
	Sindh R	0	0	0	0	0	0	0	0
	Sindh U	0	0	0	0	0	0	0	0
	KP	0	0	0	0	0	0	0	8
	Balochistan	0	0	0	0	0	0	0	0
	AJ&K	0	0	0	0	0	0	0	12
	GB	0	0	0	0	0	0	0	2
	FATA	0	0	0	0	0	0	0	1
Military Lands &	TOTAL	29	14	23	9	2	0	77	667
Cantonments	Islamabad	0	0	0	0	0	0	0	0
Department, Rawalpindi.	Punjab	17	10	19	4	1	0	51	425
	Sindh R	0	0	0	0	0	0	0	33
	Sindh U	3	0	2	2	0	0	7	52
	KP	6	2	1	2	1	0	12	122
	Balochistan	1	1	1	0	0	0	3	13
	AJ&K	1	1	0	0	0	0	2	14
	GB	0	0	0	0	0	0	0	0
	FATA	1	0	0	1	0	0	2	8
Pakistan Air Force,	TOTAL	22	8	1	0	0	0	31	30124
Peshawar	Islamabad	0	0	0	0	0	0	0	272
	Punjab	13	3	0	0	0	0	16	14597
	Sindh R	3	0	0	0	0	0	3	2066
	Sindh U	0	0	0	0	0	0	0	3405
	KP	4	4	1	0	0	0	9	8050
	Balochistan	0	0	0	0	0	0	0	818
	AJ&K	1	0	0	0	0	0	1	686
	GB	0	0	0	0	0	0	0	95
	FATA	1	1	0	0	0	0	2	135

TABLE-25
DOMICILE WISE ACTUAL STRENGTH OF EMPLOYEES BY BASIC SCALE AND DIVISIONS / ATTACHED DEPARTMENTS /SUBORDINATE OFFICES

DIVISION/OFFICE	DOMICILE	BASIC SCALE 17 to 22							G.TOTAL BS 1-22
		17	18	19	20	21	22	TOTAL	
Pakistan Navy Civilian	TOTAL	50	77	3	0	0	0	130	17554
Authority, Naval	Islamabad	0	3	0	0	0	0	3	151
Headquartter,	Punjab	26	50	2	0	0	0	78	5757
Islamabad, Karachi.	Sindh R	10	10	0	0	0	0	20	7399
	Sindh U	8	7	1	0	0	0	16	980
	KP	4	7	0	0	0	0	11	2359
	Balochistan	2	0	0	0	0	0	2	490
	AJ&K	0	0	0	0	0	0	0	285
	GB	0	0	0	0	0	0	0	47
	FATA	0	0	0	0	0	0	0	86
Pakistan Armed Services	TOTAL	18	34	7	1	0	0	60	823
Board, (PASB) Department,	Islamabad	0	1	1	0	0	0	2	6
Rawalpindi	Punjab	6	14	3	0	0	0	23	359
	Sindh R	3	1	0	0	0	0	4	66
	Sindh U	0	0	0	0	0	0	0	21
	KP	3	11	1	1	0	0	16	177
	Balochistan	0	2	0	0	0	0	2	35
	AJ&K	3	4	1	0	0	0	8	113
	GB	3	1	1	0	0	0	5	46
	FATA	0	0	0	0	0	0	0	0
Pakistan Maritime Security	TOTAL	0	0	0	0	0	0	0	79
Agency, Karachi,	Islamabad	0	0	0	0	0	0	0	0
	Punjab	0	0	0	0	0	0	0	10
	Sindh R	0	0	0	0	0	0	0	5
	Sindh U	0	0	0	0	0	0	0	56
	KP	0	0	0	0	0	0	0	1
	Balochistan	0	0	0	0	0	0	0	5
	AJ&K	0	0	0	0	0	0	0	0
	GB	0	0	0	0	0	0	0	1
	FATA	0	0	0	0	0	0	0	1
Pakistan Military Accounts	TOTAL	1087	316	2	1	0	0	1406	9379
Department, Rawalpindi.	Islamabad	9	1	0	0	0	0	10	53
	Punjab	737	245	2	1	0	0	985	5447
	Sindh R	57	16	0	0	0	0	73	746
	Sindh U	65	10	0	0	0	0	75	798
	KP	166	40	0	0	0	0	206	1618
	Balochistan	16	2	0	0	0	0	18	314
	AJ&K	26	2	0	0	0	0	28	194
	GB	7	0	0	0	0	0	7	102
	FATA	4	0	0	0	0	0	4	107

TABLE-25
DOMICILE WISE ACTUAL STRENGTH OF EMPLOYEES BY BASIC SCALE AND DIVISIONS / ATTACHED DEPARTMENTS /SUBORDINATE OFFICES

DIVISION/OFFICE	DOMICILE	BASIC SCALE 17 to 22							G.TOTAL BS 1-22
		17	18	19	20	21	22	TOTAL	
Institute of Optronics,	TOTAL	8	2	2	1	0	0	13	216
Rawalpindi.	Islamabad	0	0	0	0	0	0	0	10
	Punjab	7	0	1	1	0	0	9	132
	Sindh R	1	1	1	0	0	0	3	23
	Sindh U	0	1	0	0	0	0	1	10
	KP	0	0	0	0	0	0	0	25
	Balochistan	0	0	0	0	0	0	0	5
	AJ&K	0	0	0	0	0	0	0	3
	GB	0	0	0	0	0	0	0	3
	FATA	0	0	0	0	0	0	0	5
Military Vehicles Research and	TOTAL	0	2	1	0	0	0	3	178
Development, Rawalpindi.	Islamabad	0	0	0	0	0	0	0	2
	Punjab	0	1	0	0	0	0	1	107
	Sindh R	0	0	1	0	0	0	1	13
	Sindh U	0	0	0	0	0	0	0	10
	KP	0	1	0	0	0	0	1	30
	Balochistan	0	0	0	0	0	0	0	5
	AJ&K	0	0	0	0	0	0	0	4
	GB	0	0	0	0	0	0	0	2
	FATA	0	0	0	0	0	0	0	5
9. Economic Affairs	TOTAL	0	51	15	4	3	1	74	446
Division, Islamabad.	Islamabad	0	2	1	0	0	0	3	4
	Punjab	0	34	7	3	2	1	47	274
	Sindh R	0	1	2	0	1	0	4	27
	Sindh U	0	0	0	0	0	0	0	16
	KP	0	6	1	0	0	0	7	77
	Balochistan	0	1	1	0	0	0	2	11
	AJ&K	0	6	3	0	0	0	9	20
	GB	0	0	0	0	0	0	0	15
	FATA	0	1	0	1	0	0	2	2
10. Establishment Division	G. TOTAL	87	117	46	17	4	2	273	1960
Main, Islamabad.	TOTAL	14	83	30	13	3	1	144	821
	Islamabad	2	2	3	0	0	0	7	156
	Punjab	5	50	18	11	1	1	86	436
	Sindh R	4	6	1	0	0	0	11	37
	Sindh U	0	3	1	0	0	0	4	30
	KP	2	8	3	2	0	0	15	93
	Balochistan	1	9	2	0	0	0	12	24
	AJ&K	0	3	2	0	1	0	6	34
	GB	0	0	0	0	0	0	0	6
	FATA	0	2	0	0	1	0	3	5

TABLE-25

DOMICILE WISE ACTUAL STRENGTH OF EMPLOYEES BY BASIC SCALE AND DIVISIONS / ATTACHED DEPARTMENTS / SUBORDINATE OFFICES

DIVISION/OFFICE	DOMICILE	BASIC PAY SCALE 17 to 22							G.TOTAL BPS 1-22
		17	18	19	20	21	22	TOTAL	
Pakistan Manpower	TOTAL	1	1	1	1	0	0	4	26
Institute, Islamabad.	Islamabad	0	1	0	0	0	0	1	2
	Punjab	0	0	0	0	0	0	0	12
	Sindh R	0	0	0	0	0	0	0	1
	Sindh U	0	0	0	0	0	0	0	1
	KP	1	0	1	1	0	0	3	5
	Balochistan	0	0	0	0	0	0	0	2
	AJ&K	0	0	0	0	0	0	0	3
	GB	0	0	0	0	0	0	0	0
	FATA	0	0	0	0	0	0	0	0
Pakistan National Commission	TOTAL	2	0	0	1	0	0	3	24
for UNESCO, Islamabad.	Islamabad	0	0	0	0	0	0	0	3
	Punjab	2	0	0	1	0	0	3	18
	Sindh R	0	0	0	0	0	0	0	2
	Sindh U	0	0	0	0	0	0	0	0
	KP	0	0	0	0	0	0	0	0
	Balochistan	0	0	0	0	0	0	0	0
	AJ&K	0	0	0	0	0	0	0	1
	GB	0	0	0	0	0	0	0	0
	FATA	0	0	0	0	0	0	0	0
12. Finance Division	G. TOTAL	1984	1396	247	173	29	10	3839	16692
Main, Islamabad.	TOTAL	75	69	54	25	4	5	232	1207
	Islamabad	2	6	3	0	0	0	11	420
	Punjab	44	37	33	18	3	3	138	480
	Sindh R	3	4	0	1	0	1	9	67
	Sindh U	6	7	4	2	0	1	20	61
	KP	11	11	8	0	1	0	31	97
	Balochistan	4	0	2	2	0	0	8	28
	AJ&K	1	1	1	1	0	0	4	19
	GB	0	1	1	0	0	0	2	22
	FATA	4	2	2	1	0	0	9	13
Finance (Military),	TOTAL	1	27	11	7	1	0	47	301
Rawalpindi.	Islamabad	1	1	0	0	0	0	2	5
	Punjab	0	15	10	5	1	0	31	218
	Sindh R	0	4	0	0	0	0	4	11
	Sindh U	0	0	0	0	0	0	0	3
	KP	0	4	1	2	0	0	7	49
	Balochistan	0	1	0	0	0	0	1	3
	AJ&K	0	1	0	0	0	0	1	10
	GB	0	0	0	0	0	0	0	0
	FATA	0	1	0	0	0	0	1	2

TABLE-25

DOMICILE WISE ACTUAL STRENGTH OF EMPLOYEES BY BASIC SCALE AND DIVISIONS / ATTACHED DEPARTMENTS / SUBORDINATE OFFICES

DIVISION/OFFICE	DOMICILE	BASIC SCALE 17 to 22							G.TOTAL BS 1-22
		17	18	19	20	21	22	TOTAL	
Central Directorate of	TOTAL	433	87	26	0	0	0	546	3216
National Savings,	Islamabad	4	1	0	0	0	0	5	56
Islamabad.	Punjab	245	48	17	0	0	0	310	1780
	Sindh R	54	7	4	0	0	0	65	408
	Sindh U	36	9	2	0	0	0	47	314
	KP	64	15	1	0	0	0	80	448
	Balochistan	15	5	2	0	0	0	22	140
	AJ&K	8	0	0	0	0	0	8	35
	GB	4	1	0	0	0	0	5	14
	FATA	3	1	0	0	0	0	4	21
Controller General of	TOTAL	753	321	26	12	6	1	1119	7009
Accounts, HQ, Islamabad.	Islamabad	0	1	0	0	0	0	1	151
	Punjab	446	207	17	10	3	1	684	3835
	Sindh R	53	21	4	1	2	0	81	467
	Sindh U	72	16	0	1	0	0	89	755
	KP	130	58	2	0	1	0	191	1230
	Balochistan	12	8	2	0	0	0	22	193
	AJ&K	30	9	1	0	0	0	40	287
	GB	4	0	0	0	0	0	4	35
	FATA	6	1	0	0	0	0	7	56
Federal Treasury Office,	TOTAL	4	1	0	0	0	0	5	54
Islamabad.	Islamabad	1	0	0	0	0	0	1	14
	Punjab	2	1	0	0	0	0	3	31
	Sindh R	1	0	0	0	0	0	1	2
	Sindh U	0	0	0	0	0	0	0	2
	KP	0	0	0	0	0	0	0	4
	Balochistan	0	0	0	0	0	0	0	0
	AJ&K	0	0	0	0	0	0	0	1
	GB	0	0	0	0	0	0	0	0
	FATA	0	0	0	0	0	0	0	0
Office of the Auditor	TOTAL	711	888	129	129	18	4	1879	4210
General of Pakistan, HQ,	Islamabad	6	3	0	0	0	0	9	42
Islamabad.	Punjab	444	545	73	70	9	4	1145	2437
	Sindh R	66	62	13	15	1	0	157	306
	Sindh U	66	85	14	12	2	0	179	501
	KP	81	133	16	17	4	0	251	568
	Balochistan	34	30	6	6	0	0	76	223
	AJ&K	7	8	2	4	0	0	21	59
	GB	4	4	0	1	0	0	9	28
	FATA	3	18	5	4	2	0	32	46

TABLE-25

DOMICILE WISE ACTUAL STRENGTH OF EMPLOYEES BY BASIC SCALE AND DIVISIONS / ATTACHED DEPARTMENTS / SUBORDINATE OFFICES

DIVISION/OFFICE	DOMICILE	BASIC SCALE 17 to 22							G.TOTAL BS 1-22
		17	18	19	20	21	22	TOTAL	
National Commission for the Child Welfare & Development, Islamabad.	TOTAL	0	1	1	0	0	0	2	19
	Islamabad	0	0	0	0	0	0	0	3
	Punjab	0	1	0	0	0	0	1	9
	Sindh R	0	0	1	0	0	0	1	3
	Sindh U	0	0	0	0	0	0	0	0
	KP	0	0	0	0	0	0	0	2
	Balochistan	0	0	0	0	0	0	0	0
	AJ&K	0	0	0	0	0	0	0	0
	GB	0	0	0	0	0	0	0	2
FATA	0	0	0	0	0	0	0	0	
Shaheed Benazir Bhutto Centre for Women, Islamabad.	TOTAL	6	2	0	0	0	0	8	23
Islamabad	0	1	0	0	0	0	0	1	5
Punjab	2	0	0	0	0	0	2	10	
Sindh R	0	0	0	0	0	0	0	0	
Sindh U	0	1	0	0	0	0	1	1	
KP	4	0	0	0	0	0	4	7	
Balochistan	0	0	0	0	0	0	0	0	
AJ&K	0	0	0	0	0	0	0	0	
GB	0	0	0	0	0	0	0	0	
FATA	0	0	0	0	0	0	0	0	
16. Industries & Production Division Main, Islamabad.	G. TOTAL	24	8	10	6	2	1	51	374
TOTAL	18	7	9	6	2	1	43	303	
Islamabad	1	0	0	0	0	0	1	42	
Punjab	5	4	4	5	1	1	20	141	
Sindh R	4	2	3	1	0	0	10	27	
Sindh U	0	0	0	0	0	0	0	11	
KP	2	0	0	0	0	0	2	45	
Balochistan	6	1	0	0	0	0	7	18	
AJ&K	0	0	0	0	0	0	0	13	
GB	0	0	0	0	0	0	0	1	
FATA	0	0	2	0	1	0	3	5	
Department of Explosives HQ, Rawalpindi.	TOTAL	6	1	1	0	0	0	8	71
Islamabad	0	0	0	0	0	0	0	2	
Punjab	4	0	0	0	0	0	4	33	
Sindh R	0	0	0	0	0	0	0	6	
Sindh U	0	0	1	0	0	0	1	6	
KP	1	0	0	0	0	0	1	14	
Balochistan	1	0	0	0	0	0	1	6	
AJ&K	0	0	0	0	0	0	0	3	
GB	0	0	0	0	0	0	0	0	
FATA	0	1	0	0	0	0	1	1	

TABLE-25

DOMICILE WISE ACTUAL STRENGTH OF EMPLOYEES BY BASIC SCALE AND DIVISIONS / ATTACHED DEPARTMENTS / SUBORDINATE OFFICES

DIVISION/OFFICE	DOMICILE	BASIC SCALE 17 to 22							G.TOTAL BS 1-22
		17	18	19	20	21	22	TOTAL	
National Internship	TOTAL	11	2	1	0	0	0	14	27
Programme, Islamabad.	Islamabad	0	0	0	0	0	0	0	0
	Punjab	3	0	1	0	0	0	4	10
	Sindh R	2	1	0	0	0	0	3	6
	Sindh U	2	0	0	0	0	0	2	4
	KP	3	0	0	0	0	0	3	3
	Balochistan	1	1	0	0	0	0	2	4
	AJ&K	0	0	0	0	0	0	0	0
	GB	0	0	0	0	0	0	0	0
	FATA	0	0	0	0	0	0	0	0
20. Interior Division	G. TOTAL	1178	295	149	25	7	4	1658	195701
Main, Islamabad.	TOTAL	25	25	9	2	3	2	66	583
	Islamabad	0	1	0	0	0	0	1	2
	Punjab	19	13	4	1	2	0	39	440
	Sindh R	0	2	0	0	0	0	2	25
	Sindh U	0	1	2	0	1	2	6	17
	KP	4	5	2	1	0	0	12	62
	Balochistan	1	2	0	0	0	0	3	18
	AJ&K	0	1	1	0	0	0	2	14
	GB	0	0	0	0	0	0	0	0
FATA	1	0	0	0	0	0	1	5	
Directorate General of	TOTAL	9	0	2	1	0	0	12	307
Civil Defence,	Islamabad	0	0	0	0	0	0	0	29
Islamabad, Lahore,	Punjab	2	0	0	1	0	0	3	143
Karachi, Peshawar,	Sindh R	0	0	1	0	0	0	1	23
Quetta, AJ & K,	Sindh U	1	0	0	0	0	0	1	20
Muzaffarabad.	KP	4	0	1	0	0	0	5	54
	Balochistan	1	0	0	0	0	0	1	24
	AJ&K	0	0	0	0	0	0	0	11
	GB	1	0	0	0	0	0	1	3
	FATA	0	0	0	0	0	0	0	0
Directorate General of	TOTAL	90	6	5	1	0	0	102	831
Immigration and	Islamabad	0	0	0	0	0	0	0	2
Passports, HQ,	Punjab	46	3	2	1	0	0	52	394
Islamabad.	Sindh R	6	2	1	0	0	0	9	80
	Sindh U	6	0	0	0	0	0	6	132
	KP	14	0	2	0	0	0	16	132
	Balochistan	7	1	0	0	0	0	8	42
	AJ&K	5	0	0	0	0	0	5	26
	GB	1	0	0	0	0	0	1	4
	FATA	5	0	0	0	0	0	5	19

TABLE-25

DOMICILE WISE ACTUAL STRENGTH OF EMPLOYEES BY BASIC SCALE AND DIVISIONS / ATTACHED DEPARTMENTS / SUBORDINATE OFFICES

DIVISION/OFFICE	DOMICILE	BASIC SCALE 17 to 22							G.TOTAL BS 1-22
		17	18	19	20	21	22	TOTAL	
HQ Frontier	TOTAL	44	4	4	1	1	0	54	23078
Constabulary KP,	Islamabad	1	1	0	0	0	0	2	8
Peshawar.	Punjab	10	0	1	0	0	0	11	296
	Sindh R	0	0	0	0	0	0	0	27
	Sindh U	2	0	0	0	0	0	2	2
	KP	23	3	3	0	1	0	30	19318
	Balochistan	1	0	0	0	0	0	1	2
	AJ&K	0	0	0	0	0	0	0	0
	GB	1	0	0	1	0	0	2	13
	FATA	6	0	0	0	0	0	6	3412
HQ Frontier Corps	TOTAL	97	84	87	2	0	0	270	51860
Balochistan, Quetta.	Islamabad	1	1	3	0	0	0	5	14
	Punjab	51	49	66	2	0	0	168	19143
	Sindh R	3	2	5	0	0	0	10	177
	Sindh U	3	0	2	0	0	0	5	71
	KP	23	27	9	0	0	0	59	24693
	Balochistan	12	1	0	0	0	0	13	7093
	AJ&K	1	2	1	0	0	0	4	134
	GB	1	2	1	0	0	0	4	36
	FATA	2	0	0	0	0	0	2	499
HQ Pakistan Rangers	TOTAL	318	39	3	0	0	0	360	23027
Punjab, Lahore.	Islamabad	1	0	0	0	0	0	1	7
	Punjab	273	33	2	0	0	0	308	19519
	Sindh R	4	2	0	0	0	0	6	578
	Sindh U	4	0	0	0	0	0	4	123
	KP	29	3	1	0	0	0	33	2351
	Balochistan	1	0	0	0	0	0	1	74
	AJ&K	4	1	0	0	0	0	5	226
	GB	2	0	0	0	0	0	2	108
	FATA	0	0	0	0	0	0	0	41
HQ Pakistan Rangers	TOTAL	283	21	2	0	0	0	306	25271
Sindh, Karachi.	Islamabad	0	0	0	0	0	0	0	1
	Punjab	177	14	2	0	0	0	193	12854
	Sindh R	35	2	0	0	0	0	37	5236
	Sindh U	20	3	0	0	0	0	23	2507
	KP	32	2	0	0	0	0	34	3333
	Balochistan	5	0	0	0	0	0	5	400
	AJ&K	4	0	0	0	0	0	4	449
	GB	0	0	0	0	0	0	0	0
	FATA	10	0	0	0	0	0	10	491

TABLE-25

DOMICILE WISE ACTUAL STRENGTH OF EMPLOYEES BY BASIC SCALE AND DIVISIONS / ATTACHED DEPARTMENTS / SUBORDINATE OFFICES

DIVISION/OFFICE	DOMICILE	BASIC SCALE 17 to 22							G.TOTAL BS 1-22
		17	18	19	20	21	22	TOTAL	
Department of Plant	TOTAL	22	5	5	5	0	0	37	578
Protection, Karachi.	Islamabad	0	0	0	0	0	0	0	0
	Punjab	9	2	2	5	0	0	18	249
	Sindh R	2	1	1	0	0	0	4	106
	Sindh U	2	0	1	0	0	0	3	82
	KP	3	1	1	0	0	0	5	62
	Balochistan	2	1	0	0	0	0	3	47
	AJ&K	1	0	0	0	0	0	1	7
	GB	0	0	0	0	0	0	0	6
	FATA	3	0	0	0	0	0	3	19
Federal Seed Certification & Registration Department, Islamabad.	TOTAL	49	13	6	0	0	0	68	324
	Islamabad	0	0	0	0	0	0	0	2
	Punjab	27	8	4	0	0	0	39	200
	Sindh R	6	2	1	0	0	0	9	40
	Sindh U	6	0	0	0	0	0	6	21
	KP	2	3	1	0	0	0	6	36
	Balochistan	3	0	0	0	0	0	3	10
	AJ&K	1	0	0	0	0	0	1	3
	GB	2	0	0	0	0	0	2	9
	FATA	2	0	0	0	0	0	2	3
National Veterinary Laboratory, Islamabad.	TOTAL	5	3	1	0	1	0	10	46
	Islamabad	0	0	0	0	0	0	0	0
	Punjab	4	2	1	0	0	0	7	35
	Sindh R	0	1	0	0	0	0	1	3
	Sindh U	0	0	0	0	0	0	0	1
	KP	0	0	0	0	0	0	0	4
	Balochistan	0	0	0	0	1	0	1	1
	AJ&K	0	0	0	0	0	0	0	1
	GB	1	0	0	0	0	0	1	1
	FATA	0	0	0	0	0	0	0	0
25. National Health Services Regulations & Coordination Division Main, Islamabad.	G. TOTAL	132	41	24	4	1	2	204	1227
	TOTAL	17	14	13	3	1	1	49	235
	Islamabad	0	1	0	0	0	0	1	80
	Punjab	14	6	10	1	0	0	31	101
	Sindh R	0	1	0	0	0	1	2	19
	Sindh U	1	1	1	0	0	0	3	4
	KP	0	3	1	1	1	0	6	22
	Balochistan	1	1	1	1	0	0	4	4
	AJ&K	0	0	0	0	0	0	0	3
	GB	0	0	0	0	0	0	0	0
	FATA	1	1	0	0	0	0	2	2

TABLE-25

DOMICILE WISE ACTUAL STRENGTH OF EMPLOYEES BY BASIC SCALE AND DIVISIONS / ATTACHED DEPARTMENTS / SUBORDINATE OFFICES

DIVISION/OFFICE	DOMICILE	BASIC SCALE 17 to 22							G.TOTAL BS 1-22
		17	18	19	20	21	22	TOTAL	
29. Parliamentary Affairs	TOTAL	17	3	7	2	0	1	30	164
Division, Islamabad.	Islamabad	0	0	0	0	0	0	0	12
	Punjab	10	2	5	2	0	1	20	99
	Sindh R	4	1	0	0	0	0	5	10
	Sindh U	1	0	0	0	0	0	1	6
	KP	1	0	2	0	0	0	3	25
	Balochistan	1	0	0	0	0	0	1	4
	AJ&K	0	0	0	0	0	0	0	6
	GB	0	0	0	0	0	0	0	2
	FATA	0	0	0	0	0	0	0	0
30. Petroleum & Natural	G. TOTAL	97	72	21	7	2	1	200	1149
Resources Division	TOTAL	10	34	11	6	1	1	63	313
Main, Islamabad.	Islamabad	0	1	2	0	0	0	3	30
	Punjab	5	20	5	2	1	1	34	169
	Sindh R	1	5	1	0	0	0	7	20
	Sindh U	0	2	1	1	0	0	4	11
	KP	2	6	0	3	0	0	11	64
	Balochistan	1	0	2	0	0	0	3	7
	AJ&K	1	0	0	0	0	0	1	7
	GB	0	0	0	0	0	0	0	4
	FATA	0	0	0	0	0	0	0	1
Central Inspectorate of	TOTAL	0	1	0	0	0	0	1	12
Mines, Islamabad.	Islamabad	0	0	0	0	0	0	0	1
	Punjab	0	0	0	0	0	0	0	9
	Sindh R	0	1	0	0	0	0	1	1
	Sindh U	0	0	0	0	0	0	0	0
	KP	0	0	0	0	0	0	0	1
	Balochistan	0	0	0	0	0	0	0	0
	AJ&K	0	0	0	0	0	0	0	0
	GB	0	0	0	0	0	0	0	0
	FATA	0	0	0	0	0	0	0	0
Geological Survey of	TOTAL	87	37	10	1	1	0	136	824
Pakistan, Quetta.	Islamabad	0	0	0	0	0	0	0	18
	Punjab	46	16	6	0	1	0	69	304
	Sindh R	5	4	1	1	0	0	11	72
	Sindh U	13	5	1	0	0	0	19	71
	KP	11	4	0	0	0	0	15	88
	Balochistan	4	3	2	0	0	0	9	209
	AJ&K	4	3	0	0	0	0	7	38
	GB	2	0	0	0	0	0	2	12
	FATA	2	2	0	0	0	0	4	12

TABLE-25

DOMICILE WISE ACTUAL STRENGTH OF EMPLOYEES BY BASIC SCALE AND DIVISIONS / ATTACHED DEPARTMENTS / SUBORDINATE OFFICES

DIVISION/OFFICE	DOMICILE	BASIC SCALE 17 to 22							G.TOTAL BS 1-22
		17	18	19	20	21	22	TOTAL	
31. Planning Development	G. TOTAL	164	223	136	44	6	1	574	5307
and Reform Division	TOTAL	49	111	52	25	5	1	243	692
Main, Islamabad.	Islamabad	1	0	0	0	0	0	1	37
	Punjab	30	57	26	15	0	1	129	374
	Sindh R	1	16	10	1	0	0	28	56
	Sindh U	4	6	3	1	0	0	14	24
	KP	9	17	8	4	5	0	43	119
	Balochistan	1	6	4	0	0	0	11	25
	AJ&K	1	2	0	2	0	0	5	35
	GB	1	0	0	1	0	0	2	5
	FATA	1	7	1	1	0	0	10	17
Jawaid Azfar Computer	TOTAL	1	0	0	0	0	0	1	11
Centre, Islamabad.	Islamabad	0	0	0	0	0	0	0	0
	Punjab	1	0	0	0	0	0	1	9
	Sindh R	0	0	0	0	0	0	0	0
	Sindh U	0	0	0	0	0	0	0	1
	KP	0	0	0	0	0	0	0	1
	Balochistan	0	0	0	0	0	0	0	0
	AJ&K	0	0	0	0	0	0	0	0
	GB	0	0	0	0	0	0	0	0
	FATA	0	0	0	0	0	0	0	0
National Fertilizer	TOTAL	0	3	3	1	0	0	7	34
Development Centre,	Islamabad	0	0	0	0	0	0	0	2
Islamabad.	Punjab	0	2	2	0	0	0	4	17
	Sindh R	0	0	0	0	0	0	0	1
	Sindh U	0	0	0	0	0	0	0	1
	KP	0	1	1	1	0	0	3	11
	Balochistan	0	0	0	0	0	0	0	0
	AJ&K	0	0	0	0	0	0	0	2
	GB	0	0	0	0	0	0	0	0
	FATA	0	0	0	0	0	0	0	0
National Logistic Cell,	TOTAL	114	108	81	18	1	0	322	4560
Rawalpindi.	Islamabad	1	0	3	1	0	0	5	17
	Punjab	75	71	59	16	1	0	222	3066
	Sindh R	7	6	2	0	0	0	15	179
	Sindh U	11	7	4	0	0	0	22	272
	KP	16	19	9	1	0	0	45	831
	Balochistan	2	1	0	0	0	0	3	57
	AJ&K	2	2	2	0	0	0	6	95
	GB	0	0	0	0	0	0	0	14
	FATA	0	2	2	0	0	0	4	29

TABLE-25

DOMICILE WISE ACTUAL STRENGTH OF EMPLOYEES BY BASIC SCALE AND DIVISIONS / ATTACHED DEPARTMENTS / SUBORDINATE OFFICES

DIVISION/OFFICE	DOMICILE	BASIC SCALE 17 to 22							G.TOTAL BS 1-22
		17	18	19	20	21	22	TOTAL	
34. Religious Affairs and	G. TOTAL	36	30	14	5	2	1	88	574
Inter-faith Harmony	TOTAL	30	26	11	5	2	1	75	412
Division	Islamabad	2	1	0	0	0	0	3	38
Main, Islamabad.	Punjab	18	13	6	2	1	1	41	237
	Sindh R	2	3	0	0	0	0	5	20
	Sindh U	3	1	0	0	0	0	4	15
	KP	3	8	4	3	1	0	19	69
	Balochistan	2	0	1	0	0	0	3	11
	AJ&K	0	0	0	0	0	0	0	19
	GB	0	0	0	0	0	0	0	2
	FATA	0	0	0	0	0	0	0	1
Directorate of Hajj,	TOTAL	6	4	3	0	0	0	13	162
(Over all Pakistan).	Islamabad	0	0	0	0	0	0	0	0
	Punjab	4	1	1	0	0	0	6	56
	Sindh R	2	2	0	0	0	0	4	27
	Sindh U	0	0	0	0	0	0	0	23
	KP	0	1	2	0	0	0	3	34
	Balochistan	0	0	0	0	0	0	0	19
	AJ&K	0	0	0	0	0	0	0	1
	GB	0	0	0	0	0	0	0	0
	FATA	0	0	0	0	0	0	0	2
35. Revenue Division	G. TOTAL	780	530	459	187	49	9	2014	20665
Main, Islamabad.	TOTAL	1	1	2	1	1	1	7	34
	Islamabad	0	0	0	0	0	0	0	6
	Punjab	0	0	1	1	0	0	2	12
	Sindh R	0	0	0	0	0	0	0	2
	Sindh U	0	0	0	0	0	0	0	0
	KP	0	0	1	0	1	1	3	7
	Balochistan	1	1	0	0	0	0	2	4
	AJ&K	0	0	0	0	0	0	0	2
	GB	0	0	0	0	0	0	0	1
	FATA	0	0	0	0	0	0	0	0
Federal Board of Revenue	TOTAL	779	529	457	186	48	8	2007	20631
including (Customs, Central	Islamabad	17	9	11	2	1	0	40	487
Excise, Sales Tax & Income	Punjab	401	287	240	99	24	4	1055	10518
Tax Departments), HQ,	Sindh R	76	55	55	24	4	0	214	1550
Islamabad.	Sindh U	106	51	43	17	4	0	221	4377
	KP	106	69	67	24	9	3	278	2334
	Balochistan	35	20	18	7	1	0	81	856
	AJ&K	10	10	6	3	1	0	30	243
	GB	5	1	1	2	0	0	9	72
	FATA	23	27	16	8	4	1	79	194

TABLE-25

DOMICILE WISE ACTUAL STRENGTH OF EMPLOYEES BY BASIC SCALE AND DIVISIONS / ATTACHED DEPARTMENTS / SUBORDINATE OFFICES

DIVISION/OFFICE	DOMICILE	BASIC SCALE 17 to 22							G.TOTAL BS 1-22
		17	18	19	20	21	22	TOTAL	
36. Railways Division	G. TOTAL	473	294	105	41	10	3	926	75554
Main, Islamabad.	TOTAL	0	35	8	3	2	1	49	209
	Islamabad	0	0	0	0	0	0	0	22
	Punjab	0	26	4	1	2	1	34	115
	Sindh R	0	4	0	1	0	0	5	12
	Sindh U	0	1	0	0	0	0	1	8
	KP	0	4	2	1	0	0	7	35
	Balochistan	0	0	0	0	0	0	0	1
	AJ&K	0	0	2	0	0	0	2	14
	GB	0	0	0	0	0	0	0	2
	FATA	0	0	0	0	0	0	0	0
Pakistan Railways HQ,	TOTAL	473	259	97	38	8	2	877	75345
Lahore.	Islamabad	0	0	0	0	0	0	0	71
	Punjab	333	164	56	20	6	2	581	46303
	Sindh R	27	26	9	7	0	0	69	11417
	Sindh U	30	15	7	5	1	0	58	7791
	KP	46	31	14	4	0	0	95	4952
	Balochistan	19	9	6	0	1	0	35	4475
	AJ&K	7	6	1	0	0	0	14	192
	GB	8	3	0	1	0	0	12	15
	FATA	3	5	4	1	0	0	13	129
37. Science &	TOTAL	9	11	8	5	1	1	35	173
Technology Division ,	Islamabad	0	0	0	0	0	0	0	57
Islamabad.	Punjab	4	7	5	3	1	1	21	70
	Sindh R	2	1	1	0	0	0	4	11
	Sindh U	1	0	0	0	0	0	1	4
	KP	2	0	2	2	0	0	6	21
	Balochistan	0	1	0	0	0	0	1	4
	AJ&K	0	0	0	0	0	0	0	2
	GB	0	1	0	0	0	0	1	2
	FATA	0	1	0	0	0	0	1	2
38. States and Frontier	G. TOTAL	64	18	8	5	1	1	97	860
Regions Division	TOTAL	0	12	5	2	0	1	20	123
Main, Islamabad.	Islamabad	0	1	1	0	0	0	2	10
	Punjab	0	2	1	1	0	0	4	50
	Sindh R	0	1	1	0	0	0	2	10
	Sindh U	0	1	0	0	0	0	1	2
	KP	0	3	1	1	0	1	6	36
	Balochistan	0	2	1	0	0	0	3	5
	AJ&K	0	1	0	0	0	0	1	4
	GB	0	0	0	0	0	0	0	2
	FATA	0	1	0	0	0	0	1	4

TABLE-25

DOMICILE WISE ACTUAL STRENGTH OF EMPLOYEES BY BASIC SCALE AND DIVISIONS / ATTACHED DEPARTMENTS / SUBORDINATE OFFICES

DIVISION/OFFICE	DOMICILE	BASIC SCALE 17 to 22							G.TOTAL BS 1-22
		17	18	19	20	21	22	TOTAL	
46. National Assembly	TOTAL	93	48	23	15	5	2	186	1002
Secretariat,	Islamabad	0	0	0	0	0	0	0	208
Islamabad.	Punjab	58	33	13	11	3	1	119	495
	Sindh R	17	3	4	1	0	0	25	101
	Sindh U	0	0	0	0	0	0	0	27
	KP	14	10	4	1	2	1	32	114
	Balochistan	2	0	2	1	0	0	5	22
	AJ&K	0	2	0	0	0	0	2	15
	GB	1	0	0	1	0	0	2	8
	FATA	1	0	0	0	0	0	1	12
47. Senate Secretariat,	TOTAL	88	26	22	11	3	1	151	904
Islamabad.	Islamabad	8	3	2	0	0	0	13	92
	Punjab	48	14	7	6	2	1	78	440
	Sindh R	4	2	6	1	0	0	13	62
	Sindh U	4	1	2	3	0	0	10	36
	KP	13	5	2	0	1	0	21	177
	Balochistan	4	1	2	1	0	0	8	36
	AJ&K	3	0	0	0	0	0	3	37
	GB	0	0	0	0	0	0	0	9
	FATA	4	0	1	0	0	0	5	15
48. Election Commission	G. TOTAL	153	181	44	12	8	1	399	2392
of Pakistan	TOTAL	16	27	7	9	4	1	64	278
Main, Islamabad.	Islamabad	2	1	0	1	0	0	4	60
	Punjab	11	17	3	3	1	1	36	101
	Sindh R	0	0	0	0	0	0	0	13
	Sindh U	1	1	0	0	0	0	2	9
	KP	0	3	2	3	2	0	10	62
	Balochistan	0	4	0	2	1	0	7	14
	AJ&K	2	1	1	0	0	0	4	13
	GB	0	0	0	0	0	0	0	1
	FATA	0	0	1	0	0	0	1	5
Provincial Election	TOTAL	137	154	37	3	4	0	335	2114
Commissioners,	Islamabad	1	2	0	0	0	0	3	3
Punjab, Sindh, KP,	Punjab	38	50	11	1	1	0	101	679
Balochistan.	Sindh R	17	19	5	0	1	0	42	230
	Sindh U	17	18	2	0	0	0	37	287
	KP	32	34	13	1	1	0	81	437
	Balochistan	31	29	3	1	1	0	65	427
	AJ&K	0	0	0	0	0	0	0	4
	GB	1	0	0	0	0	0	1	1
	FATA	0	2	3	0	0	0	5	46

TABLE-25

DOMICILE WISE ACTUAL STRENGTH OF EMPLOYEES BY BASIC SCALE AND DIVISIONS / ATTACHED DEPARTMENTS / SUBORDINATE OFFICES

DIVISION/OFFICE	DOMICILE	BASIC SCALE 17 to 22							G.TOTAL BS 1-22
		17	18	19	20	21	22	TOTAL	
49. Wafaqi Mohtasib	TOTAL	64	13	5	9	3	1	95	565
(Ombudsman)'s	Islamabad	4	0	0	0	0	0	4	29
Secretariat,	Punjab	40	4	3	3	2	0	52	290
Islamabad.	Sindh R	2	5	0	0	1	0	8	44
	Sindh U	8	1	1	1	0	0	11	64
	KP	7	1	1	1	0	0	10	92
	Balochistan	3	1	0	2	0	1	7	26
	AJ&K	0	1	0	2	0	0	3	18
	GB	0	0	0	0	0	0	0	0
	FATA	0	0	0	0	0	0	0	2
50. Supreme Court	TOTAL	43	28	42	7	2	2	124	635
of Pakistan,	Islamabad	0	2	1	0	0	0	3	40
Islamabad.	Punjab	27	21	27	6	2	0	83	369
	Sindh R	4	2	2	1	0	1	10	34
	Sindh U	3	0	2	0	0	0	5	46
	KP	8	3	9	0	0	1	21	105
	Balochistan	1	0	1	0	0	0	2	10
	AJ&K	0	0	0	0	0	0	0	25
	GB	0	0	0	0	0	0	0	3
	FATA	0	0	0	0	0	0	0	3
51. Federal Tax	TOTAL	15	5	3	1	0	2	26	175
Ombudsman	Islamabad	1	0	0	0	0	0	1	19
Secretariat,	Punjab	11	4	3	1	0	2	21	95
Islamabad.	Sindh R	1	1	0	0	0	0	2	12
	Sindh U	1	0	0	0	0	0	1	23
	KP	1	0	0	0	0	0	1	16
	Balochistan	0	0	0	0	0	0	0	8
	AJ&K	0	0	0	0	0	0	0	2
	GB	0	0	0	0	0	0	0	0
	FATA	0	0	0	0	0	0	0	0
52. National Accountability	TOTAL	217	158	57	27	5	0	464	1844
Bureau, Islamabad.	Islamabad	6	6	2	0	0	0	14	82
	Punjab	109	81	38	18	3	0	249	855
	Sindh R	26	17	4	3	1	0	51	187
	Sindh U	21	14	6	1	0	0	42	180
	KP	30	24	6	1	1	0	62	289
	Balochistan	14	4	0	2	0	0	20	173
	AJ&K	5	2	0	1	0	0	8	28
	GB	2	2	0	0	0	0	4	20
	FATA	4	8	1	1	0	0	14	30
	G. TOTAL	15676	7517	3056	1092	412	105	27858	570553

Attached	TOTAL	15676	7517	3056	1092	412	105	27858	570553
	Islamabad	221	131	68	10	2	0	432	10965
	Punjab	8749	4092	1679	641	223	63	15447	257767
	Sindh R	1118	593	281	98	30	6	2126	46691
	Sindh U	1019	472	203	78	43	8	1823	33390
	KP	2085	1037	444	151	79	22	3818	140053
	Balochistan	537	272	109	42	19	3	982	23226
	AJ&K	292	134	58	20	4	1	509	7165
	GB	1437	644	136	16	1	1	2235	37397
	FATA	218	142	78	36	11	1	486	13899

Main	TOTAL	1262	1412	755	397	130	69	4025	20944
	Islamabad	43	39	22	2	1	0	107	2049
	Punjab	724	826	444	243	80	37	2354	11513
	Sindh R	120	130	56	26	5	6	343	1360
	Sindh U	86	74	47	26	7	6	246	1045
	KP	165	196	117	58	26	17	579	3114
	Balochistan	67	72	29	17	6	2	193	706
	AJ&K	24	31	17	10	2	1	85	726

GB	5	6	1	2	0	0	14	156
FATA	28	38	22	13	3	0	104	275
TOTAL	14414	6105	2301	695	282	36	23833	549609
Islamabad	178	92	46	8	1	0	325	8916
Punjab	8025	3266	1235	398	143	26	13093	246254
Sindh R	998	463	225	72	25	0	1783	45331
Sindh U	933	398	156	52	36	2	1577	32345
KP	1920	841	327	93	53	5	3239	136939
Balochistan	470	200	80	25	13	1	789	22520
AJ&K	268	103	41	10	2	0	424	6439
GB	1432	638	135	14	1	1	2221	37241
FATA	190	104	56	23	8	1	382	13624

Information Broadcasting and National Heritage Division Main, Islamabad.	TOTAL	106	97	53	16	7	2	281	281
	Islamabad	0	0	0	0	0	0	0	0
	Punjab	55	68	29	9	6	2	169	169
	Sindh R	13	3	3	2	0	0	21	21
	Sindh U	9	5	5	3	0	0	22	22
	KP	13	14	10	2	1	0	40	40
	Balochistan	6	4	2	0	0	0	12	12
	AJ&K	4	0	0	0	0	0	4	4
	GB	6	3	4	0	0	0	13	13
	FATA	0	0	0	0	0	0	0	0
Central Board of Film Censors Islamabad.	TOTAL	0	0	0	0	0	0	0	0
	Islamabad	0	0	0	0	0	0	0	0
	Punjab	0	0	0	0	0	0	0	0
	Sindh R	0	0	0	0	0	0	0	0
	Sindh U	0	0	0	0	0	0	0	0
	KP	0	0	0	0	0	0	0	0
	Balochistan	0	0	0	0	0	0	0	0
	AJ&K	0	0	0	0	0	0	0	0
	GB	0	0	0	0	0	0	0	0

	FATA	0	0	0	0	0	0	0	0	#VALUE!
Department of	TOTAL	0	0	0	0	0	0	0	0	#REF!
Archaeology &	Islamabad	0	0	0	0	0	0	0	0	#REF!
Museums Islamabad.	Punjab	0	0	0	0	0	0	0	0	#REF!
	Sindh R	0	0	0	0	0	0	0	0	#REF!
	Sindh U	0	0	0	0	0	0	0	0	#REF!
	KP	0	0	0	0	0	0	0	0	#REF!
	Balochistan	0	0	0	0	0	0	0	0	#REF!
	AJ&K	0	0	0	0	0	0	0	0	#REF!
	GB	0	0	0	0	0	0	0	0	#REF!
	FATA	0	0	0	0	0	0	0	0	#REF!
Directorate of Electronic	TOTAL	0	0	0	0	0	0	0	0	0
Media and Publications	Islamabad	0	0	0	0	0	0	0	0	0
Islamabad.	Punjab	0	0	0	0	0	0	0	0	0
	Sindh R	0	0	0	0	0	0	0	0	0
	Sindh U	0	0	0	0	0	0	0	0	0
	KP	0	0	0	0	0	0	0	0	0
	Balochistan	0	0	0	0	0	0	0	0	0
	AJ&K	0	0	0	0	0	0	0	0	0
	GB	0	0	0	0	0	0	0	0	0
	FATA	0	0	0	0	0	0	0	0	0
Federal Land	TOTAL	0	0	0	0	0	0	0	0	0
Commission Islamabad.	Islamabad	0	0	0	0	0	0	0	0	0
	Punjab	0	0	0	0	0	0	0	0	0
	Sindh R	0	0	0	0	0	0	0	0	0
	Sindh U	0	0	0	0	0	0	0	0	0
	KP	0	0	0	0	0	0	0	0	0
	Balochistan	0	0	0	0	0	0	0	0	0
	AJ&K	0	0	0	0	0	0	0	0	0
	GB	0	0	0	0	0	0	0	0	0
	FATA	0	0	0	0	0	0	0	0	0
Implementation Tribunal	TOTAL	0	0	0	0	0	0	0	0	0
For Newspaper	Islamabad	0	0	0	0	0	0	0	0	0
Employees	Punjab	0	0	0	0	0	0	0	0	0
Islamabad.	Sindh R	0	0	0	0	0	0	0	0	0
	Sindh U	0	0	0	0	0	0	0	0	0
	KP	0	0	0	0	0	0	0	0	0
	Balochistan	0	0	0	0	0	0	0	0	0
	AJ&K	0	0	0	0	0	0	0	0	0
	GB	0	0	0	0	0	0	0	0	0
	FATA	0	0	0	0	0	0	0	0	0

TABLE-16 (A)

DOMICILE-WISE ACTUAL STRENGTH BY BPS

DIVISION/OFFICE	DOMICILE	BASIC PAY SCALE 17 to 22						TOTAL	G.TOTAL BPS 1-22
		17	18	19	20	21	22		

TABLE-25
DOMICILE WISE ACTUAL STRENGTH OF EMPLOYEES BY BASIC SCALE AND DIVISIONS / ATTACHED DEPARTMENTS / SUBORDINATE OFFICES

DIVISION/OFFICE	DOMICILE	BASIC SCALE 1 to 16																
		1	2	3	4	5	6	7	8	9	10	11	12	13	14	15	16	TOTAL
1. Aviation Division	G. TOTAL	1055	36	10	45	4041	32	1698	1	2459	1	10	79	79	1396	1	986	11929
Main, Islamabad.	TOTAL	9	8	1	2	2	0	10	0	2	0	0	0	0	18	0	11	63
	Islamabad	1	3	0	0	1	0	1	0	0	0	0	0	0	0	0	0	6
	Punjab	6	4	1	2	1	0	5	0	2	0	0	0	0	9	0	4	34
	Sindh R	0	0	0	0	0	0	1	0	0	0	0	0	0	1	0	1	3
	Sindh U	0	0	0	0	0	0	1	0	0	0	0	0	0	1	0	1	3
	KP	2	1	0	0	0	0	1	0	0	0	0	0	0	3	0	5	12
	Balochistan	0	0	0	0	0	0	1	0	0	0	0	0	0	3	0	0	4
	AJ&K	0	0	0	0	0	0	0	0	0	0	0	0	0	1	0	0	1
	GB	0	0	0	0	0	0	0	0	0	0	0	0	0	0	0	0	0
	FATA	0	0	0	0	0	0	0	0	0	0	0	0	0	0	0	0	0
Airports Security Force,	TOTAL	298	0	6	0	3995	0	1543	1	1984	1	4	0	0	1082	0	845	9759
Karachi.	Islamabad	1	0	0	0	8	0	7	0	8	0	0	0	0	2	0	1	27
	Punjab	138	0	5	0	2155	0	933	1	1181	1	1	0	0	597	0	457	5469
	Sindh R	11	0	0	0	532	0	134	0	163	0	0	0	0	113	0	98	1051
	Sindh U	72	0	0	0	339	0	111	0	173	0	2	0	0	99	0	80	876
	KP	31	0	1	0	497	0	233	0	290	0	1	0	0	176	0	127	1356
	Balochistan	24	0	0	0	224	0	32	0	59	0	0	0	0	25	0	28	392
	AJ&K	12	0	0	0	79	0	33	0	45	0	0	0	0	22	0	23	214
	GB	7	0	0	0	120	0	29	0	33	0	0	0	0	30	0	14	233
	FATA	2	0	0	0	41	0	31	0	32	0	0	0	0	18	0	17	141
Pakistan Meteorological	TOTAL	748	28	3	43	44	32	145	0	473	0	6	79	79	296	1	130	2107
Department, Islamabad.	Islamabad	16	1	0	0	1	0	8	0	1	0	0	3	0	2	0	1	33
	Punjab	201	4	2	17	23	18	74	0	242	0	4	36	43	146	1	78	889
	Sindh R	45	0	1	6	5	1	12	0	64	0	1	12	5	36	0	10	198
	Sindh U	241	17	0	7	3	7	19	0	42	0	0	9	9	24	0	21	399
	KP	92	1	0	10	5	4	16	0	66	0	1	13	10	38	0	16	272
	Balochistan	107	1	0	3	1	1	6	0	28	0	0	4	3	17	0	3	174
	AJ&K	16	2	0	0	2	1	5	0	10	0	0	1	2	8	0	0	47
	GB	0	0	0	0	0	0	0	0	0	0	0	0	0	0	0	0	0
	FATA	30	2	0	0	4	0	5	0	20	0	0	1	7	25	0	1	95
2. Cabinet Division	G. TOTAL	175	236	16	137	18	7	137	3	84	14	4	8	2	192	3	118	1154
Main, Islamabad.	TOTAL	0	209	0	116	0	0	64	0	23	1	0	4	0	146	1	78	642
	Islamabad	0	0	0	8	0	0	2	0	0	0	0	1	0	16	1	3	31
	Punjab	0	209	0	65	0	0	36	0	16	1	0	1	0	88	0	45	461
	Sindh R	0	0	0	6	0	0	3	0	0	0	0	1	0	10	0	4	24
	Sindh U	0	0	0	7	0	0	3	0	0	0	0	0	0	7	0	5	22
	KP	0	0	0	18	0	0	12	0	4	0	0	1	0	16	0	14	65
	Balochistan	0	0	0	1	0	0	1	0	1	0	0	0	0	1	0	2	6
	AJ&K	0	0	0	9	0	0	4	0	1	0	0	0	0	6	0	4	24
	GB	0	0	0	1	0	0	1	0	0	0	0	0	0	1	0	1	4
	FATA	0	0	0	1	0	0	2	0	1	0	0	0	0	1	0	0	5

TABLE-25

DOMICILE WISE ACTUAL STRENGTH OF EMPLOYEES BY BASIC SCALE AND DIVISIONS / ATTACHED DEPARTMENTS / SUBORDINATE OFFICES

DIVISION/OFFICE	DOMICILE	BASIC SCALE 1 to 16																
		1	2	3	4	5	6	7	8	9	10	11	12	13	14	15	16	TOTAL
Directorate General of	TOTAL	148	55	1	38	5	2	22	2	18	0	53	0	0	86	8	40	478
Special Education,	Islamabad	35	12	0	3	0	0	5	1	3	0	13	0	0	12	1	2	87
Islamabad.	Punjab	88	34	1	21	4	1	11	1	8	0	29	0	0	50	6	30	284
	Sindh R	0	0	0	0	1	1	1	0	0	0	3	0	0	4	1	1	12
	Sindh U	2	0	0	2	0	0	1	0	0	0	3	0	0	1	0	2	11
	KP	21	6	0	7	0	0	3	0	6	0	2	0	0	13	0	4	62
	Balochistan	0	0	0	0	0	0	0	0	0	0	1	0	0	1	0	0	2
	AJ&K	2	2	0	2	0	0	1	0	0	0	1	0	0	3	0	1	12
	GB	0	1	0	2	0	0	0	0	0	0	0	0	0	1	0	0	4
	FATA	0	0	0	1	0	0	0	0	1	0	1	0	0	1	0	0	4
District Population Welfare	TOTAL	9	46	14	1	6	0	78	0	18	0	19	1	0	4	0	3	199
Office, Islamabad.	Islamabad	1	10	5	0	0	0	23	0	1	0	5	0	0	1	0	0	46
	Punjab	6	22	7	0	3	0	38	0	14	0	10	0	0	1	0	2	103
	Sindh R	1	3	0	0	0	0	5	0	0	0	0	0	0	0	0	0	9
	Sindh U	0	0	0	0	0	0	0	0	0	0	0	0	0	0	0	0	0
	KP	1	9	2	1	2	0	9	0	1	0	3	1	0	2	0	1	32
	Balochistan	0	0	0	0	1	0	1	0	0	0	0	0	0	0	0	0	2
	AJ&K	0	2	0	0	0	0	2	0	1	0	1	0	0	0	0	0	6
	GB	0	0	0	0	0	0	0	0	1	0	0	0	0	0	0	0	1
	FATA	0	0	0	0	0	0	0	0	0	0	0	0	0	0	0	0	0
Federal College of	TOTAL	23	5	0	4	1	0	9	1	2	0	2	0	0	2	0	5	54
Education, Islamabad.	Islamabad	5	0	0	0	0	0	1	0	0	0	0	0	0	0	0	0	6
	Punjab	9	3	0	4	1	0	4	1	1	0	1	0	0	1	0	4	29
	Sindh R	0	0	0	0	0	0	1	0	0	0	0	0	0	0	0	0	1
	Sindh U	0	0	0	0	0	0	1	0	0	0	0	0	0	0	0	0	1
	KP	6	2	0	0	0	0	2	0	1	0	1	0	0	1	0	1	14
	Balochistan	0	0	0	0	0	0	0	0	0	0	0	0	0	0	0	0	0
	AJ&K	3	0	0	0	0	0	0	0	0	0	0	0	0	0	0	0	3
	GB	0	0	0	0	0	0	0	0	0	0	0	0	0	0	0	0	0
	FATA	0	0	0	0	0	0	0	0	0	0	0	0	0	0	0	0	0
Federal Directorate of	TOTAL	2433	483	111	159	23	10	650	0	236	1	8	104	8	1269	9	3331	8835
Education, Islamabad.	Islamabad	2391	111	19	15	5	2	99	0	18	0	0	16	0	22	0	185	2883
	Punjab	32	228	55	82	12	5	348	0	124	1	5	58	6	735	7	2330	4028
	Sindh R	0	27	12	17	2	2	64	0	31	0	0	11	0	141	1	194	502
	Sindh U	3	31	16	19	1	0	57	0	25	0	0	9	0	113	0	132	406
	KP	5	48	8	14	3	1	37	0	23	0	3	7	2	175	1	306	633
	Balochistan	0	6	0	7	0	0	20	0	5	0	0	1	0	32	0	54	125
	AJ&K	2	26	1	5	0	0	14	0	5	0	0	1	0	35	0	47	136
	GB	0	0	0	0	0	0	0	0	0	0	0	0	0	2	0	19	21
	FATA	0	6	0	0	0	0	11	0	5	0	0	1	0	14	0	64	101

TABLE-25

DOMICILE WISE ACTUAL STRENGTH OF EMPLOYEES BY BASIC SCALE AND DIVISIONS / ATTACHED DEPARTMENTS / SUBORDINATE OFFICES

DIVISION/OFFICE	DOMICILE	BASIC SCALE 1 to 16																
		1	2	3	4	5	6	7	8	9	10	11	12	13	14	15	16	TOTAL
National Institute of	TOTAL	75	0	0	11	0	0	1	5	8	0	4	1	0	28	0	15	148
Science & Technical	Islamabad	6	0	0	1	0	0	0	1	1	0	0	1	0	0	0	0	10
Education, Islamabad.	Punjab	39	0	0	6	0	0	0	2	5	0	3	0	0	18	0	10	83
	Sindh R	3	0	0	1	0	0	0	0	0	0	0	0	0	3	0	1	8
	Sindh U	0	0	0	0	0	0	0	0	0	0	0	0	0	1	0	0	1
	KP	22	0	0	1	0	0	1	2	2	0	1	0	0	5	0	3	37
	Balochistan	0	0	0	0	0	0	0	0	0	0	0	0	0	1	0	1	2
	AJ&K	5	0	0	2	0	0	0	0	0	0	0	0	0	0	0	0	7
	GB	0	0	0	0	0	0	0	0	0	0	0	0	0	0	0	0	0
	FATA	0	0	0	0	0	0	0	0	0	0	0	0	0	0	0	0	0
Shaheed Zulfiqar Ali Bhutto	TOTAL	539	419	50	66	45	12	48	2	296	11	63	77	4	55	2	651	2340
Medical University (PIMS),	Islamabad	99	61	8	4	5	1	5	0	19	0	7	2	0	4	0	20	235
Islamabad	Punjab	343	263	34	28	24	5	29	0	145	4	33	51	0	28	1	402	1390
	Sindh R	2	2	2	8	5	2	6	0	25	0	3	3	1	6	0	64	129
	Sindh U	0	1	1	3	1	1	1	0	12	0	8	4	0	3	0	41	76
	KP	78	71	3	19	6	3	7	0	78	0	10	14	1	11	0	95	396
	Balochistan	0	0	0	2	0	0	0	0	7	0	1	0	0	0	0	1	11
	AJ&K	17	21	1	1	2	0	0	2	2	7	1	3	1	2	0	14	74
	GB	0	0	1	0	0	0	0	0	1	0	0	0	0	0	0	0	2
	FATA	0	0	0	1	2	0	0	0	7	0	0	0	1	1	1	14	27
Regional Training Institute,	TOTAL	0	11	0	2	2	0	1	2	1	0	1	1	0	3	0	1	25
Islamabad.	Islamabad	0	2	0	0	1	0	0	0	0	0	0	0	0	1	0	0	4
	Punjab	0	5	0	0	1	0	1	2	1	0	1	1	0	1	0	1	14
	Sindh R	0	0	0	0	0	0	0	0	0	0	0	0	0	0	0	0	0
	Sindh U	0	0	0	0	0	0	0	0	0	0	0	0	0	0	0	0	0
	KP	0	3	0	2	0	0	0	0	0	0	0	0	0	1	0	0	6
	Balochistan	0	1	0	0	0	0	0	0	0	0	0	0	0	0	0	0	1
	AJ&K	0	0	0	0	0	0	0	0	0	0	0	0	0	0	0	0	0
	GB	0	0	0	0	0	0	0	0	0	0	0	0	0	0	0	0	0
	FATA	0	0	0	0	0	0	0	0	0	0	0	0	0	0	0	0	0
Social Welfare Centre,	TOTAL	8	17	6	5	7	1	17	21	18	0	8	0	0	7	4	2	121
Islamabad.	Islamabad	6	6	3	2	2	0	4	8	2	0	5	0	0	0	2	0	40
	Punjab	1	10	2	2	3	1	11	11	12	0	0	0	0	6	1	2	62
	Sindh R	0	0	0	0	0	0	0	0	1	0	0	0	0	0	0	0	1
	Sindh U	0	0	0	0	0	0	0	0	1	0	0	0	0	0	0	0	1
	KP	0	1	1	0	2	0	2	2	2	0	1	0	0	1	0	0	12
	Balochistan	0	0	0	0	0	0	0	0	0	0	0	0	0	0	0	0	0
	AJ&K	1	0	0	0	0	0	0	0	0	0	1	0	0	0	0	0	2
	GB	0	0	0	1	0	0	0	0	0	0	1	0	0	0	0	0	2
	FATA	0	0	0	0	0	0	0	0	0	0	0	0	0	0	1	0	1

TABLE-25

DOMICILE WISE ACTUAL STRENGTH OF EMPLOYEES BY BASIC SCALE AND DIVISIONS / ATTACHED DEPARTMENTS / SUBORDINATE OFFICES

DIVISION/OFFICE	DOMICILE	BASIC SCALE 1 to 16																	
		1	2	3	4	5	6	7	8	9	10	11	12	13	14	15	16	TOTAL	
Trade Development	TOTAL	0	0	132	0	31	0	1	1	68	15	9	0	7	67	0	83	414	
Authority of Pakistan,	Islamabad	0	0	0	0	0	0	0	0	0	0	0	0	0	0	0	0	0	0
Karachi.	Punjab	0	0	51	0	13	0	0	1	39	8	7	0	3	22	0	38	182	
	Sindh R	0	0	15	0	0	0	1	0	4	0	0	0	0	21	0	3	44	
	Sindh U	0	0	39	0	12	0	0	0	16	3	1	0	3	20	0	35	129	
	KP	0	0	11	0	2	0	0	0	7	3	1	0	1	3	0	6	34	
	Balochistan	0	0	5	0	2	0	0	0	1	0	0	0	0	0	0	1	9	
	AJ&K	0	0	4	0	1	0	0	0	0	1	0	0	0	0	0	0	6	
	GB	0	0	3	0	0	0	0	0	1	0	0	0	0	1	0	0	5	
	FATA	0	0	4	0	1	0	0	0	0	0	0	0	0	0	0	0	5	
5. Communications &	G. TOTAL	1646	6093	613	554	1321	199	7019	649	12000	31	556	135	75	2815	38	1179	34923	
Postal Services	TOTAL	0	26	3	0	5	0	7	0	5	0	0	0	0	17	2	10	75	
Division	Islamabad	0	0	0	0	0	0	0	0	0	0	0	0	0	0	0	0	0	0
Main, Islamabad.	Punjab	0	14	2	0	1	0	5	0	4	0	0	0	0	9	1	7	43	
	Sindh R	0	0	0	0	1	0	0	0	0	0	0	0	0	0	0	0	1	
	Sindh U	0	0	0	0	0	0	0	0	0	0	0	0	0	0	0	1	1	
	KP	0	9	0	0	2	0	1	0	1	0	0	0	0	8	0	2	23	
	Balochistan	0	0	0	0	1	0	0	0	0	0	0	0	0	0	0	0	1	
	AJ&K	0	1	1	0	0	0	0	0	0	0	0	0	0	0	0	0	2	
	GB	0	2	0	0	0	0	1	0	0	0	0	0	0	0	1	0	4	
	FATA	0	0	0	0	0	0	0	0	0	0	0	0	0	0	0	0	0	
Construction Technology	TOTAL	26	0	0	0	1	6	47	19	14	0	39	0	0	5	7	1	165	
Training Institute,	Islamabad	0	0	0	0	0	0	0	0	0	0	0	0	0	0	0	0	0	0
Islamabad.	Punjab	19	0	0	0	1	4	37	15	14	0	29	0	0	4	5	1	129	
	Sindh R	0	0	0	0	0	1	3	0	0	0	0	0	0	0	0	0	4	
	Sindh U	0	0	0	0	0	0	0	1	0	0	3	0	0	0	1	0	5	
	KP	5	0	0	0	0	1	5	2	0	0	3	0	0	1	0	0	17	
	Balochistan	0	0	0	0	0	0	0	1	0	0	0	0	0	0	0	0	1	
	AJ&K	1	0	0	0	0	0	2	0	0	0	2	0	0	0	0	0	5	
	GB	1	0	0	0	0	0	0	0	0	0	2	0	0	0	1	0	4	
	FATA	0	0	0	0	0	0	0	0	0	0	0	0	0	0	0	0	0	
National Highways &	TOTAL	171	396	0	0	1183	0	861	0	76	5	0	0	75	1636	0	1114	5517	
Motorways Police,	Islamabad	13	10	0	0	14	0	8	0	3	0	0	0	1	4	0	6	59	
Islamabad.	Punjab	90	177	0	0	575	0	359	0	37	2	0	0	32	892	0	696	2860	
	Sindh R	8	41	0	0	134	0	85	0	7	2	0	0	5	167	0	120	569	
	Sindh U	10	33	0	0	93	0	89	0	7	0	0	0	11	173	0	112	528	
	KP	33	61	0	0	215	0	147	0	15	1	0	0	12	197	0	102	783	
	Balochistan	11	53	0	0	98	0	121	0	5	0	0	0	9	147	0	40	484	
	AJ&K	3	11	0	0	28	0	29	0	1	0	0	0	2	28	0	14	116	
	GB	1	7	0	0	24	0	19	0	0	0	0	0	2	22	0	24	99	
	FATA	2	3	0	0	2	0	4	0	1	0	0	0	1	6	0	0	19	

TABLE-25

DOMICILE WISE ACTUAL STRENGTH OF EMPLOYEES BY BASIC SCALE AND DIVISIONS / ATTACHED DEPARTMENTS / SUBORDINATE OFFICES

DIVISION/OFFICE	DOMICILE	BASIC SCALE 1 to 16																	
		1	2	3	4	5	6	7	8	9	10	11	12	13	14	15	16	TOTAL	
Zoological Survey of	TOTAL	2	8	4	0	1	3	4	0	1	2	0	0	0	1	0	4	30	
Pakistan, Islamabad.	Islamabad	2	3	1	0	0	0	0	0	0	0	0	0	0	0	0	0	0	6
	Punjab	0	5	1	0	1	2	3	0	1	1	0	0	0	1	0	2	17	
	Sindh R	0	0	0	0	0	0	0	0	0	0	0	0	0	0	0	0	0	
	Sindh U	0	0	2	0	0	0	1	0	0	1	0	0	0	0	0	1	5	
	KP	0	0	0	0	0	1	0	0	0	0	0	0	0	0	0	1	2	
	Balochistan	0	0	0	0	0	0	0	0	0	0	0	0	0	0	0	0	0	
	AJ&K	0	0	0	0	0	0	0	0	0	0	0	0	0	0	0	0	0	
	GB	0	0	0	0	0	0	0	0	0	0	0	0	0	0	0	0	0	
	FATA	0	0	0	0	0	0	0	0	0	0	0	0	0	0	0	0	0	
7. Defence Division	G. TOTAL	33636	15984	5272	8787	6617	3860	11895	548	4853	2462	3390	1031	162	4754	644	8448	112343	
Main, Rawalpindi.	TOTAL	101	12	0	26	0	0	48	0	14	0	0	1	0	103	6	34	345	
	Islamabad	1	0	0	0	0	0	1	0	0	0	0	0	0	0	0	0	2	
	Punjab	96	12	0	17	0	0	28	0	10	0	0	0	0	60	5	24	252	
	Sindh R	0	0	0	0	0	0	4	0	1	0	0	0	9	0	2	16		
	Sindh U	0	0	0	0	0	0	2	0	0	0	0	0	8	0	2	12		
	KP	3	0	0	7	0	0	9	0	2	0	0	1	0	20	1	4	47	
	Balochistan	0	0	0	0	0	0	2	0	0	0	0	0	5	0	1	8		
	AJ&K	1	0	0	2	0	0	1	0	0	0	0	0	1	0	0	5		
	GB	0	0	0	0	0	0	1	0	0	0	0	0	0	0	1	2		
	FATA	0	0	0	0	0	0	0	0	1	0	0	0	0	0	0	1		
Director General ISI,	TOTAL	302	233	210	67	81	31	122	1	219	4	17	0	4	293	0	203	1787	
Islamabad.	Islamabad	22	19	19	5	4	5	9	1	13	1	1	0	0	7	0	5	111	
	Punjab	168	164	135	35	45	17	67	0	125	1	10	0	3	172	0	128	1070	
	Sindh R	16	4	7	8	6	2	7	0	17	1	2	0	0	21	0	10	101	
	Sindh U	7	5	3	1	4	1	9	0	9	0	1	0	1	23	0	13	77	
	KP	61	29	25	12	18	5	16	0	38	1	2	0	0	50	0	37	294	
	Balochistan	8	6	3	0	3	0	4	0	6	0	0	0	0	7	0	5	42	
	AJ&K	15	6	16	4	0	0	3	0	5	0	1	0	0	6	0	1	57	
	GB	5	0	2	2	0	0	4	0	3	0	0	0	0	5	0	1	22	
	FATA	0	0	0	0	1	1	3	0	3	0	0	0	0	2	0	3	13	
Federal Government	TOTAL	0	0	2272	0	75	30	529	0	353	0	3	15	0	1820	57	1787	6941	
Educational Institutions	Islamabad	0	0	0	0	0	0	0	0	0	0	1	0	0	1	0	3	5	
(Cantt./Garrison)	Punjab	0	0	881	0	35	20	303	0	200	0	1	7	0	1107	40	1145	3739	
Directorate, Rawalpindi.	Sindh R	0	0	219	0	6	2	40	0	17	0	0	0	0	122	0	107	513	
	Sindh U	0	0	207	0	7	1	33	0	18	0	1	1	0	112	4	118	502	
	KP	0	0	433	0	15	6	104	0	68	0	0	3	0	287	11	283	1210	
	Balochistan	0	0	202	0	4	1	27	0	18	0	0	2	0	98	2	57	411	
	AJ&K	0	0	135	0	3	0	11	0	11	0	0	1	0	43	0	41	245	
	GB	0	0	99	0	2	0	7	0	6	0	0	0	0	23	0	8	145	
	FATA	0	0	96	0	3	0	4	0	15	0	0	1	0	27	0	25	171	

TABLE-25

DOMICILE WISE ACTUAL STRENGTH OF EMPLOYEES BY BASIC SCALE AND DIVISIONS / ATTACHED DEPARTMENTS / SUBORDINATE OFFICES

DIVISION/OFFICE	DOMICILE	BASIC SCALE 1 to 16																
		1	2	3	4	5	6	7	8	9	10	11	12	13	14	15	16	TOTAL
General Headquarters, COAS,	TOTAL	12452	10653	1181	2668	4194	2055	3887	369	1816	448	569	168	133	1007	159	537	42296
Sectt. SD, Dte, Rawalpindi.	Islamabad	149	75	21	54	25	35	75	1	27	1	10	8	0	9	0	1	491
	Punjab	11289	7631	962	1860	2450	1378	2439	257	1241	356	393	52	99	698	115	435	31655
	Sindh R	272	205	7	126	706	218	276	20	126	16	20	24	6	59	12	12	2105
	Sindh U	107	191	65	72	94	70	124	9	55	0	21	25	3	43	4	27	910
	KP	17	1758	0	293	581	191	597	54	241	57	89	50	16	126	17	48	4135
	Balochistan	404	546	97	113	226	107	144	7	29	12	8	8	5	29	2	2	1739
	AJ&K	136	179	17	41	62	28	77	13	34	1	8	1	2	26	6	6	637
	GB	45	43	9	49	23	11	84	3	25	0	3	0	2	4	1	2	304
	FATA	33	25	3	60	27	17	71	5	38	5	17	0	0	13	2	4	320
Joint Staff Headquarter,	TOTAL	12	33	0	17	0	0	0	0	17	0	0	0	0	0	0	0	79
Chakala, Rawalpindi.	Islamabad	0	1	0	0	0	0	0	0	0	0	0	0	0	0	0	0	1
	Punjab	9	23	0	13	0	0	0	0	10	0	0	0	0	0	0	0	55
	Sindh R	0	0	0	0	0	0	0	0	0	0	0	0	0	0	0	0	0
	Sindh U	0	0	0	0	0	0	0	0	0	0	0	0	0	0	0	0	0
	KP	0	1	0	2	0	0	0	0	5	0	0	0	0	0	0	0	8
	Balochistan	0	0	0	0	0	0	0	0	0	0	0	0	0	0	0	0	0
	AJ&K	3	8	0	1	0	0	0	0	0	0	0	0	0	0	0	0	12
	GB	0	0	0	1	0	0	0	0	1	0	0	0	0	0	0	0	2
	FATA	0	0	0	0	0	0	0	0	1	0	0	0	0	0	0	0	1
Military Lands &	TOTAL	204	70	64	2	8	0	98	11	57	0	34	2	0	6	0	34	590
Cantonments	Islamabad	0	0	0	0	0	0	0	0	0	0	0	0	0	0	0	0	0
Department, Rawalpindi.	Punjab	178	33	16	0	3	0	60	9	34	0	17	2	0	2	0	20	374
	Sindh R	3	13	3	0	0	0	7	0	5	0	0	0	0	0	0	2	33
	Sindh U	6	7	10	0	1	0	6	1	5	0	5	0	0	1	0	3	45
	KP	13	14	34	2	4	0	18	1	9	0	7	0	0	2	0	6	110
	Balochistan	0	2	0	0	0	0	4	0	0	0	3	0	0	1	0	0	10
	AJ&K	4	1	1	0	0	0	3	0	1	0	1	0	0	0	0	1	12
	GB	0	0	0	0	0	0	0	0	0	0	0	0	0	0	0	0	0
	FATA	0	0	0	0	0	0	0	0	3	0	1	0	0	0	0	2	6
Pakistan Air Force, Peshawar	TOTAL	15699	644	1226	3278	839	1308	3581	50	1059	844	770	24	5	474	84	208	30093
	Islamabad	199	5	8	9	11	5	18	0	12	0	1	0	0	2	1	1	272
	Punjab	7855	304	560	1768	387	591	1560	27	468	366	296	18	3	227	39	112	14581
	Sindh R	1191	82	85	222	54	75	214	3	47	36	26	1	0	20	3	4	2063
	Sindh U	1381	74	186	183	93	181	549	7	115	259	297	2	0	48	14	16	3405
	KP	4091	152	282	826	260	413	1058	12	375	165	141	3	2	162	26	73	8041
	Balochistan	472	10	46	139	11	23	90	0	18	3	1	0	0	4	0	1	818
	AJ&K	397	16	40	100	18	15	62	1	15	13	3	0	0	3	1	1	685
	GB	35	0	6	15	2	3	20	0	5	2	4	0	0	3	0	0	95
	FATA	78	1	13	16	3	2	10	0	4	0	1	0	0	5	0	0	133

TABLE-25

DOMICILE WISE ACTUAL STRENGTH OF EMPLOYEES BY BASIC SCALE AND DIVISIONS / ATTACHED DEPARTMENTS / SUBORDINATE OFFICES

DIVISION/OFFICE	DOMICILE	BASIC SCALE 1 to 16																
		1	2	3	4	5	6	7	8	9	10	11	12	13	14	15	16	TOTAL
Pakistan Navy Civilian	TOTAL	4074	1160	281	2607	1315	435	2580	116	1110	1166	571	533	20	782	305	369	17424
Authority, Naval Headquarter,	Islamabad	55	9	0	4	1	0	25	0	22	0	2	4	0	10	0	16	148
Islamabad, Karachi.	Punjab	1185	261	78	1003	479	113	836	39	341	335	136	201	6	307	125	234	5679
	Sindh R	2013	595	123	839	369	209	1098	38	488	572	342	201	10	325	122	35	7379
	Sindh U	126	74	15	134	136	18	145	4	67	54	39	39	3	43	16	51	964
	KP	503	127	51	449	211	74	336	28	142	180	33	73	1	76	37	27	2348
	Balochistan	97	72	10	102	77	14	69	3	21	0	7	6	0	6	2	2	488
	AJ&K	73	16	1	53	19	7	44	4	15	23	7	5	0	12	3	3	285
	GB	2	0	1	7	12	0	10	0	8	1	2	1	0	2	0	1	47
	FATA	20	6	2	16	11	0	17	0	6	1	3	3	0	1	0	0	86
Pakistan Armed Services	TOTAL	0	188	1	0	103	0	246	0	109	0	0	0	0	69	33	14	763
Board, (PASB)	Islamabad	0	1	0	0	1	0	0	0	1	0	0	0	0	1	0	0	4
Department, Rawalpindi	Punjab	0	85	0	0	50	0	106	0	45	0	0	0	0	24	19	7	336
	Sindh R	0	14	0	0	6	0	24	0	11	0	0	0	0	7	0	0	62
	Sindh U	0	7	0	0	3	0	4	0	6	0	0	0	0	1	0	0	21
	KP	0	37	0	0	19	0	53	0	20	0	0	0	0	20	9	3	161
	Balochistan	0	8	1	0	3	0	13	0	3	0	0	0	0	3	1	1	33
	AJ&K	0	27	0	0	17	0	32	0	16	0	0	0	0	8	3	2	105
	GB	0	9	0	0	4	0	14	0	7	0	0	0	0	5	1	1	41
	FATA	0	0	0	0	0	0	0	0	0	0	0	0	0	0	0	0	0
Pakistan Maritime Security	TOTAL	12	28	11	2	2	0	12	1	7	0	0	1	0	1	0	2	79
Agency, Karachi,	Islamabad	0	0	0	0	0	0	0	0	0	0	0	0	0	0	0	0	0
	Punjab	0	1	3	0	1	0	4	1	0	0	0	0	0	0	0	0	10
	Sindh R	0	0	0	0	0	0	2	0	2	0	0	0	0	1	0	0	5
	Sindh U	10	27	8	1	1	0	3	0	4	0	0	0	0	0	0	2	56
	KP	0	0	0	0	0	0	1	0	0	0	0	0	0	0	0	0	1
	Balochistan	2	0	0	1	0	0	1	0	0	0	1	0	0	0	0	0	5
	AJ&K	0	0	0	0	0	0	0	0	0	0	0	0	0	0	0	0	0
	GB	0	0	0	0	0	0	0	0	1	0	0	0	0	0	0	0	1
	FATA	0	0	0	0	0	0	1	0	0	0	0	0	0	0	0	0	1
Pakistan Military Accounts	TOTAL	780	246	0	65	0	1	0	0	2	0	1416	265	0	22	0	5176	7973
Department, Rawalpindi.	Islamabad	6	1	0	1	0	0	0	0	0	0	7	1	0	0	0	27	43
	Punjab	508	168	0	46	0	1	0	0	2	0	878	152	0	10	0	2697	4462
	Sindh R	10	2	0	3	0	0	0	0	0	0	63	24	0	3	0	568	673
	Sindh U	60	14	0	1	0	0	0	0	0	0	105	27	0	3	0	513	723
	KP	119	35	0	10	0	0	0	0	0	0	231	36	0	3	0	978	1412
	Balochistan	27	9	0	3	0	0	0	0	0	0	69	12	0	1	0	175	296
	AJ&K	36	14	0	0	0	0	0	0	0	0	26	5	0	0	0	85	166
	GB	13	2	0	1	0	0	0	0	0	0	22	7	0	1	0	49	95
	FATA	1	1	0	0	0	0	0	0	0	0	15	1	0	1	0	84	103

TABLE-25

DOMICILE WISE ACTUAL STRENGTH OF EMPLOYEES BY BASIC SCALE AND DIVISIONS / ATTACHED DEPARTMENTS / SUBORDINATE OFFICES

DIVISION/OFFICE	DOMICILE	BASIC SCALE 1 to 16																
		1	2	3	4	5	6	7	8	9	10	11	12	13	14	15	16	TOTAL
11. Federal Education & Professional Training Division	G. TOTAL	62	26	9	22	10	8	22	0	26	0	1	0	0	67	4	43	300
Professional Training Division	TOTAL	28	5	0	2	8	0	11	0	14	0	0	0	0	21	0	12	101
Main, Islamabad.	Islamabad	20	3	0	1	3	0	4	0	3	0	0	0	0	4	0	1	39
	Punjab	3	2	0	1	3	0	4	0	6	0	0	0	0	5	0	5	29
	Sindh R	0	0	0	0	0	0	0	0	0	0	0	0	0	0	0	0	0
	Sindh U	0	0	0	0	0	0	0	0	1	0	0	0	0	2	0	2	5
	KP	4	0	0	0	2	0	3	0	4	0	0	0	0	7	0	2	22
	Balochistan	0	0	0	0	0	0	0	0	0	0	0	0	0	2	0	0	2
	AJ&K	1	0	0	0	0	0	0	0	0	0	0	0	0	1	0	0	2
	GB	0	0	0	0	0	0	0	0	0	0	0	0	0	0	0	0	0
	FATA	0	0	0	0	0	0	0	0	0	0	0	0	0	0	0	2	2
Academy of Educational Planning & Management, Islamabad.	TOTAL	23	2	0	9	0	0	5	0	2	0	1	0	0	12	0	8	62
	Islamabad	1	0	0	1	0	0	0	0	0	0	0	0	0	1	0	0	3
	Punjab	16	2	0	6	0	0	3	0	2	0	1	0	0	9	0	7	46
	Sindh R	0	0	0	1	0	0	0	0	0	0	0	0	0	0	0	1	2
	Sindh U	0	0	0	0	0	0	0	0	0	0	0	0	0	1	0	0	1
	KP	6	0	0	1	0	0	2	0	0	0	0	0	0	1	0	0	10
	Balochistan	0	0	0	0	0	0	0	0	0	0	0	0	0	0	0	0	0
	AJ&K	0	0	0	0	0	0	0	0	0	0	0	0	0	0	0	0	0
	GB	0	0	0	0	0	0	0	0	0	0	0	0	0	0	0	0	0
	FATA	0	0	0	0	0	0	0	0	0	0	0	0	0	0	0	0	0
National Talent Pool, Islamabad	TOTAL	1	4	6	1	1	0	2	0	2	0	0	0	0	7	0	2	26
	Islamabad	0	1	0	0	1	0	0	0	1	0	0	0	0	1	0	1	5
	Punjab	1	3	4	1	0	0	0	0	1	0	0	0	0	5	0	1	16
	Sindh R	0	0	0	0	0	0	0	0	0	0	0	0	0	0	0	0	0
	Sindh U	0	0	0	0	0	0	1	0	0	0	0	0	0	0	0	0	1
	KP	0	0	1	0	0	0	0	0	0	0	0	0	0	0	0	0	1
	Balochistan	0	0	0	0	0	0	1	0	0	0	0	0	0	0	0	0	1
	AJ&K	0	0	1	0	0	0	0	0	0	0	0	0	0	1	0	0	2
	GB	0	0	0	0	0	0	0	0	0	0	0	0	0	0	0	0	0
	FATA	0	0	0	0	0	0	0	0	0	0	0	0	0	0	0	0	0
National Training Bureau, Islamabad	TOTAL	2	10	0	4	0	7	1	0	4	0	0	0	0	22	4	14	68
	Islamabad	0	2	0	0	0	0	0	0	0	0	0	0	0	2	0	1	5
	Punjab	2	5	0	2	0	5	1	0	3	0	0	0	0	14	2	12	46
	Sindh R	0	0	0	0	0	0	0	0	0	0	0	0	0	0	0	1	1
	Sindh U	0	0	0	0	0	0	0	0	0	0	0	0	0	2	0	0	2
	KP	0	3	0	0	0	2	0	0	1	0	0	0	0	2	2	0	10
	Balochistan	0	0	0	0	0	0	0	0	0	0	0	0	0	0	0	0	0
	AJ&K	0	0	0	2	0	0	0	0	0	0	0	0	0	0	0	0	2
	GB	0	0	0	0	0	0	0	0	0	0	0	0	0	0	0	0	0
	FATA	0	0	0	0	0	0	0	0	0	0	0	0	0	2	0	0	2

TABLE-25

DOMICILE WISE ACTUAL STRENGTH OF EMPLOYEES BY BASIC SCALE AND DIVISIONS / ATTACHED DEPARTMENTS / SUBORDINATE OFFICES

DIVISION/OFFICE	DOMICILE	BASIC SCALE 1 to 16																
		1	2	3	4	5	6	7	8	9	10	11	12	13	14	15	16	TOTAL
Pakistan Manpower	TOTAL	0	5	3	2	1	1	2	0	2	0	0	0	0	4	0	2	22
Institute, Islamabad.	Islamabad	0	1	0	0	0	0	0	0	0	0	0	0	0	0	0	0	1
	Punjab	0	4	2	0	0	0	1	0	1	0	0	0	0	2	0	2	12
	Sindh R	0	0	0	0	1	0	0	0	0	0	0	0	0	0	0	0	1
	Sindh U	0	0	0	0	0	0	0	0	0	0	0	0	0	1	0	0	1
	KP	0	0	0	0	0	1	0	0	0	0	0	0	0	1	0	0	2
	Balochistan	0	0	0	1	0	0	0	0	1	0	0	0	0	0	0	0	2
	AJ&K	0	0	1	1	0	0	1	0	0	0	0	0	0	0	0	0	3
	GB	0	0	0	0	0	0	0	0	0	0	0	0	0	0	0	0	0
	FATA	0	0	0	0	0	0	0	0	0	0	0	0	0	0	0	0	0
Pakistan National	TOTAL	8	0	0	4	0	0	1	0	2	0	0	0	0	1	0	5	21
Commission for	Islamabad	3	0	0	0	0	0	0	0	0	0	0	0	0	0	0	0	3
UNESCO,	Punjab	4	0	0	4	0	0	1	0	1	0	0	0	0	1	0	4	15
Islamabad.	Sindh R	0	0	0	0	0	0	0	0	1	0	0	0	0	0	0	1	2
	Sindh U	0	0	0	0	0	0	0	0	0	0	0	0	0	0	0	0	0
	KP	0	0	0	0	0	0	0	0	0	0	0	0	0	0	0	0	0
	Balochistan	0	0	0	0	0	0	0	0	0	0	0	0	0	0	0	0	0
	AJ&K	1	0	0	0	0	0	0	0	0	0	0	0	0	0	0	0	1
	GB	0	0	0	0	0	0	0	0	0	0	0	0	0	0	0	0	0
	FATA	0	0	0	0	0	0	0	0	0	0	0	0	0	0	0	0	0
12. Finance Division	G. TOTAL	1592	1384	319	435	314	171	224	20	149	2	1719	21	2	1001	8	5492	12853
Main, Islamabad.	TOTAL	317	51	0	86	0	0	65	0	52	1	0	6	0	280	0	117	975
	Islamabad	317	51	0	10	0	0	7	0	0	0	0	0	0	19	0	5	409
	Punjab	0	0	0	40	0	0	36	0	27	1	0	4	0	155	0	79	342
	Sindh R	0	0	0	10	0	0	7	0	6	0	0	1	0	25	0	9	58
	Sindh U	0	0	0	9	0	0	6	0	4	0	0	0	0	20	0	2	41
	KP	0	0	0	6	0	0	6	0	8	0	0	1	0	32	0	13	66
	Balochistan	0	0	0	4	0	0	1	0	1	0	0	0	0	10	0	4	20
	AJ&K	0	0	0	3	0	0	1	0	3	0	0	0	0	7	0	1	15
	GB	0	0	0	1	0	0	1	0	2	0	0	0	0	12	0	4	20
	FATA	0	0	0	3	0	0	0	0	1	0	0	0	0	0	0	0	4
Finance (Military),	TOTAL	84	14	0	8	0	0	26	0	13	0	0	0	0	74	2	33	254
Rawalpindi.	Islamabad	0	0	0	0	0	0	1	0	1	0	0	0	0	1	0	0	3
	Punjab	71	9	0	5	0	0	17	0	9	0	0	0	0	51	2	23	187
	Sindh R	0	0	0	0	0	0	2	0	0	0	0	0	0	3	0	2	7
	Sindh U	0	0	0	0	0	0	0	0	0	0	0	0	0	1	0	2	3
	KP	10	3	0	2	0	0	5	0	3	0	0	0	0	14	0	5	42
	Balochistan	0	0	0	0	0	0	1	0	0	0	0	0	0	1	0	0	2
	AJ&K	3	2	0	1	0	0	0	0	0	0	0	0	0	2	0	1	9
	GB	0	0	0	0	0	0	0	0	0	0	0	0	0	0	0	0	0
	FATA	0	0	0	0	0	0	0	0	0	0	0	0	0	1	0	0	1

TABLE-25

DOMICILE WISE ACTUAL STRENGTH OF EMPLOYEES BY BASIC SCALE AND DIVISIONS / ATTACHED DEPARTMENTS / SUBORDINATE OFFICES

DIVISION/OFFICE	DOMICILE	BASIC SCALE 1 to 16																
		1	2	3	4	5	6	7	8	9	10	11	12	13	14	15	16	TOTAL
Central Directorate of	TOTAL	634	207	112	22	11	6	53	1	9	0	1066	1	1	502	2	43	2670
National Savings,	Islamabad	0	4	0	1	1	0	0	0	2	0	35	0	0	4	0	4	51
Islamabad.	Punjab	392	85	46	10	6	2	28	0	3	0	597	1	1	273	2	24	1470
	Sindh R	119	9	12	1	2	1	8	1	1	0	128	0	0	58	0	3	343
	Sindh U	29	22	20	1	0	0	11	0	2	0	113	0	0	66	0	3	267
	KP	40	72	33	8	1	3	1	0	0	0	136	0	0	67	0	7	368
	Balochistan	48	2	0	0	0	0	3	0	0	0	39	0	0	24	0	2	118
	AJ&K	5	7	1	0	1	0	0	0	0	0	5	0	0	8	0	0	27
	GB	1	1	0	1	0	0	0	0	0	0	5	0	0	1	0	0	9
	FATA	0	5	0	0	0	0	2	0	1	0	8	0	0	1	0	0	17
Controller General of	TOTAL	549	317	165	53	38	17	22	4	14	1	494	13	0	36	0	4167	5890
Accounts, HQ, Islamabad.	Islamabad	99	1	0	0	0	0	0	0	0	0	10	0	0	2	0	38	150
	Punjab	386	48	126	34	22	15	16	4	11	0	277	11	0	16	0	2185	3151
	Sindh R	1	13	6	1	3	0	0	0	1	0	25	0	0	3	0	333	386
	Sindh U	30	83	11	1	7	0	1	0	2	1	46	0	0	7	0	477	666
	KP	13	143	14	8	6	2	5	0	0	0	79	1	0	5	0	763	1039
	Balochistan	0	12	2	4	0	0	0	0	0	0	23	1	0	2	0	127	171
	AJ&K	11	16	6	4	0	0	0	0	0	0	27	0	0	0	0	183	247
	GB	9	0	0	1	0	0	0	0	0	0	5	0	0	1	0	15	31
	FATA	0	1	0	0	0	0	0	0	0	0	2	0	0	0	0	46	49
Federal Treasury Office,	TOTAL	5	4	0	2	0	0	0	0	0	0	6	0	0	0	0	32	49
Islamabad.	Islamabad	3	1	0	0	0	0	0	0	0	0	2	0	0	0	0	7	13
	Punjab	2	3	0	2	0	0	0	0	0	0	1	0	0	0	0	20	28
	Sindh R	0	0	0	0	0	0	0	0	0	0	0	0	0	0	0	1	1
	Sindh U	0	0	0	0	0	0	0	0	0	0	1	0	0	0	0	1	2
	KP	0	0	0	0	0	0	0	0	0	0	2	0	0	0	0	2	4
	Balochistan	0	0	0	0	0	0	0	0	0	0	0	0	0	0	0	0	0
	AJ&K	0	0	0	0	0	0	0	0	0	0	0	0	0	0	0	1	1
	GB	0	0	0	0	0	0	0	0	0	0	0	0	0	0	0	0	0
	FATA	0	0	0	0	0	0	0	0	0	0	0	0	0	0	0	0	0
Office of the Auditor	TOTAL	0	743	37	217	0	0	5	0	0	0	128	0	0	104	0	1097	2331
General of Pakistan, HQ,	Islamabad	0	19	1	4	0	0	0	0	0	0	6	0	0	0	0	3	33
Islamabad.	Punjab	0	458	26	80	0	0	5	0	0	0	66	0	0	47	0	610	1292
	Sindh R	0	17	0	12	0	0	0	0	0	0	9	0	0	13	0	98	149
	Sindh U	0	59	4	64	0	0	0	0	0	0	10	0	0	7	0	178	322
	KP	0	107	3	41	0	0	0	0	0	0	16	0	0	22	0	128	317
	Balochistan	0	58	1	12	0	0	0	0	0	0	8	0	0	12	0	56	147
	AJ&K	0	22	2	4	0	0	0	0	0	0	1	0	0	1	0	8	38
	GB	0	1	0	0	0	0	0	0	0	0	11	0	0	0	0	7	19
	FATA	0	2	0	0	0	0	0	0	0	0	1	0	0	2	0	9	14

TABLE-25

DOMICILE WISE ACTUAL STRENGTH OF EMPLOYEES BY BASIC SCALE AND DIVISIONS / ATTACHED DEPARTMENTS / SUBORDINATE OFFICES

DIVISION/OFFICE	DOMICILE	BASIC SCALE 1 to 16																	
		1	2	3	4	5	6	7	8	9	10	11	12	13	14	15	16	TOTAL	
National Internship Programme, Islamabad.	TOTAL	6	0	0	0	0	0	0	0	0	0	0	2	0	4	0	1	13	
	Islamabad	0	0	0	0	0	0	0	0	0	0	0	0	0	0	0	0	0	0
	Punjab	3	0	0	0	0	0	0	0	0	0	0	2	0	1	0	0	6	
	Sindh R	1	0	0	0	0	0	0	0	0	0	0	0	0	1	0	1	3	
	Sindh U	1	0	0	0	0	0	0	0	0	0	0	0	0	1	0	0	2	
	KP	0	0	0	0	0	0	0	0	0	0	0	0	0	0	0	0	0	
	Balochistan	1	0	0	0	0	0	0	0	0	0	0	0	0	1	0	0	2	
	AJ&K	0	0	0	0	0	0	0	0	0	0	0	0	0	0	0	0	0	
	GB	0	0	0	0	0	0	0	0	0	0	0	0	0	0	0	0	0	
	FATA	0	0	0	0	0	0	0	0	0	0	0	0	0	0	0	0	0	
20. Interior Division	G. TOTAL	453	6997	112	3438	90052	41885	22736	9910	7910	240	4148	300	1475	2622	113	1652	194043	
Main, Islamabad.	TOTAL	27	178	6	51	0	0	46	0	70	0	1	16	0	100	1	21	517	
	Islamabad	0	0	0	0	0	0	0	0	0	0	0	0	0	0	0	1	1	
	Punjab	23	178	4	31	0	0	30	0	44	0	1	9	0	64	1	16	401	
	Sindh R	0	0	0	1	0	0	4	0	4	0	1	0	11	0	2	23		
	Sindh U	0	0	0	3	0	0	1	0	1	0	1	0	4	0	1	11		
	KP	1	0	1	9	0	0	9	0	15	0	0	2	0	12	0	1	50	
	Balochistan	1	0	0	2	0	0	1	0	4	0	0	2	0	5	0	0	15	
	AJ&K	2	0	1	4	0	0	0	0	2	0	0	1	0	2	0	0	12	
	GB	0	0	0	0	0	0	0	0	0	0	0	0	0	0	0	0	0	
	FATA	0	0	0	1	0	0	1	0	0	0	0	0	0	2	0	0	4	
Directorate General of Civil Defence, Islamabad, Lahore, Karachi, Peshawar, Quetta, AJ & K, Muzaffarabad.	TOTAL	11	58	18	11	28	13	9	0	39	7	23	0	0	40	0	38	295	
	Islamabad	4	5	0	1	3	0	0	0	7	0	1	0	0	4	0	4	29	
	Punjab	2	34	11	4	10	10	6	0	10	5	14	0	0	19	0	15	140	
	Sindh R	1	3	2	1	1	0	0	0	4	1	0	0	0	8	0	1	22	
	Sindh U	0	2	2	1	1	0	1	0	7	0	0	0	0	0	0	5	19	
	KP	1	7	2	2	6	2	2	0	6	1	5	0	0	6	0	9	49	
	Balochistan	2	5	1	1	3	1	0	0	4	0	2	0	0	2	0	2	23	
	AJ&K	1	2	0	0	4	0	0	0	1	0	1	0	0	1	0	1	11	
	GB	0	0	0	1	0	0	0	0	0	0	0	0	0	0	0	1	2	
	FATA	0	0	0	0	0	0	0	0	0	0	0	0	0	0	0	0	0	
Directorate General of Immigration and Passports, HQ, Islamabad.	TOTAL	144	28	0	17	0	0	0	0	179	28	250	5	0	15	0	63	729	
	Islamabad	0	0	0	1	0	0	0	0	0	0	0	0	0	1	0	0	2	
	Punjab	69	13	0	8	0	0	0	0	82	16	117	2	0	6	0	29	342	
	Sindh R	7	0	0	0	0	0	0	0	18	4	30	0	0	3	0	9	71	
	Sindh U	35	8	0	4	0	0	0	0	30	1	41	1	0	0	0	6	126	
	KP	21	3	0	4	0	0	0	0	27	3	41	2	0	2	0	13	116	
	Balochistan	6	2	0	0	0	0	0	0	12	1	9	0	0	2	0	2	34	
	AJ&K	6	2	0	0	0	0	0	0	4	1	4	0	0	1	0	3	21	
	GB	0	0	0	0	0	0	0	0	2	0	1	0	0	0	0	0	3	
	FATA	0	0	0	0	0	0	0	0	4	2	7	0	0	0	0	1	14	

TABLE-25

DOMICILE WISE ACTUAL STRENGTH OF EMPLOYEES BY BASIC SCALE AND DIVISIONS / ATTACHED DEPARTMENTS / SUBORDINATE OFFICES

DIVISION/OFFICE	DOMICILE	BASIC SCALE 1 to 16																	
		1	2	3	4	5	6	7	8	9	10	11	12	13	14	15	16	TOTAL	
HQ Frontier	TOTAL	92	549	59	0	0	16966	2060	1357	1258	0	504	127	2	21	21	8	23024	
Constabulary KP,	Islamabad	0	6	0	0	0	0	0	0	0	0	0	0	0	0	0	0	0	6
Peshawar.	Punjab	4	3	0	0	0	218	28	14	11	0	7	0	0	0	0	0	0	285
	Sindh R	27	0	0	0	0	0	0	0	0	0	0	0	0	0	0	0	0	27
	Sindh U	0	0	0	0	0	0	0	0	0	0	0	0	0	0	0	0	0	0
	KP	58	501	49	0	0	14078	1714	1187	1110	0	421	127	0	17	21	5	19288	
	Balochistan	0	1	0	0	0	0	0	0	0	0	0	0	0	0	0	0	0	1
	AJ&K	0	0	0	0	0	0	0	0	0	0	0	0	0	0	0	0	0	0
	GB	0	0	10	0	0	1	0	0	0	0	0	0	0	0	0	0	0	11
	FATA	3	38	0	0	0	2669	318	156	137	0	76	0	2	4	0	3	3406	
HQ Frontier Corps	TOTAL	0	2	5	2660	28656	8085	5816	1402	2620	130	1341	9	126	599	33	106	51590	
Balochistan, Quetta.	Islamabad	0	0	0	0	7	2	0	0	0	0	0	0	0	0	0	0	0	9
	Punjab	0	0	0	1218	10471	2804	2002	505	1049	50	529	4	34	238	16	55	18975	
	Sindh R	0	0	0	8	140	6	3	5	3	1	1	0	0	0	0	0	167	
	Sindh U	0	0	0	16	44	3	1	0	2	0	0	0	0	0	0	0	66	
	KP	0	1	0	833	13481	4122	3045	676	1304	69	675	4	74	290	14	46	24634	
	Balochistan	0	1	5	558	4196	1028	667	194	240	9	111	0	14	50	3	4	7080	
	AJ&K	0	0	0	14	65	12	20	5	2	1	7	1	1	2	0	0	130	
	GB	0	0	0	4	17	4	6	0	0	0	0	0	1	0	0	0	32	
	FATA	0	0	0	9	235	104	72	17	20	0	18	0	3	18	0	1	497	
HQ Pakistan Rangers	TOTAL	0	1306	0	0	12254	3301	2780	1179	639	0	246	0	586	0	0	376	22667	
Punjab, Lahore.	Islamabad	0	1	0	0	5	0	0	0	0	0	0	0	0	0	0	0	0	6
	Punjab	0	1200	0	0	9764	2877	2598	1073	606	0	225	0	526	0	0	342	19211	
	Sindh R	0	8	0	0	486	29	24	10	4	0	0	0	8	0	0	3	572	
	Sindh U	0	0	0	0	99	9	4	1	2	0	0	0	4	0	0	0	119	
	KP	0	71	0	0	1588	342	136	84	18	0	18	0	36	0	0	25	2318	
	Balochistan	0	0	0	0	70	0	0	0	0	0	1	0	2	0	0	0	73	
	AJ&K	0	17	0	0	123	39	15	7	5	0	2	0	9	0	0	4	221	
	GB	0	6	0	0	88	2	2	3	3	0	0	0	1	0	0	1	106	
	FATA	0	3	0	0	31	3	1	1	1	0	0	0	0	0	0	1	41	
HQ Pakistan Rangers	TOTAL	0	997	0	0	13001	4176	3027	1370	920	0	297	0	745	0	0	432	24965	
Sindh, Karachi.	Islamabad	0	0	0	0	0	1	0	0	0	0	0	0	0	0	0	0	0	1
	Punjab	0	676	0	0	4729	2556	2222	903	593	0	225	0	472	0	0	285	12661	
	Sindh R	0	145	0	0	3373	602	485	253	161	0	28	0	96	0	0	56	5199	
	Sindh U	0	111	0	0	1767	235	146	80	57	0	13	0	50	0	0	25	2484	
	KP	0	53	0	0	2103	650	140	94	93	0	25	0	90	0	0	51	3299	
	Balochistan	0	1	0	0	326	35	1	8	7	0	2	0	11	0	0	4	395	
	AJ&K	0	8	0	0	336	43	18	17	6	0	3	0	10	0	0	4	445	
	GB	0	0	0	0	0	0	0	0	0	0	0	0	0	0	0	0	0	
	FATA	0	3	0	0	367	54	15	15	3	0	1	0	16	0	0	7	481	

TABLE-25

DOMICILE WISE ACTUAL STRENGTH OF EMPLOYEES BY BASIC SCALE AND DIVISIONS / ATTACHED DEPARTMENTS / SUBORDINATE OFFICES

DIVISION/OFFICE	DOMICILE	BASIC SCALE 1 to 16																
		1	2	3	4	5	6	7	8	9	10	11	12	13	14	15	16	TOTAL
Jammu & Kashmir	TOTAL	0	3	1	0	0	0	2	0	2	0	0	0	1	0	1	10	
Refugees	Islamabad	0	0	0	0	0	0	0	0	1	0	0	0	0	1	0	1	3
Rehabilitation	Punjab	0	3	1	0	0	0	2	0	1	0	0	0	0	0	0	0	7
Organization,	Sindh R	0	0	0	0	0	0	0	0	0	0	0	0	0	0	0	0	0
Islamabad.	Sindh U	0	0	0	0	0	0	0	0	0	0	0	0	0	0	0	0	0
	KP	0	0	0	0	0	0	0	0	0	0	0	0	0	0	0	0	0
	Balochistan	0	0	0	0	0	0	0	0	0	0	0	0	0	0	0	0	0
	AJ&K	0	0	0	0	0	0	0	0	0	0	0	0	0	0	0	0	0
	GB	0	0	0	0	0	0	0	0	0	0	0	0	0	0	0	0	0
	FATA	0	0	0	0	0	0	0	0	0	0	0	0	0	0	0	0	0
Office of the	TOTAL	25	5	0	4	11	0	4	0	3	8	1	4	0	3	0	3	71
Administrator J & K	Islamabad	0	0	0	0	0	0	0	0	0	0	0	0	0	0	0	0	0
State Property in	Punjab	21	5	0	2	7	0	3	0	3	7	1	3	0	3	0	3	58
Pakistan, Lahore.	Sindh R	0	0	0	0	0	0	0	0	0	0	0	0	0	0	0	0	0
	Sindh U	0	0	0	0	1	0	0	0	0	1	0	0	0	0	0	0	2
	KP	3	0	0	1	2	0	1	0	0	0	1	0	0	0	0	0	8
	Balochistan	0	0	0	0	0	0	0	0	0	0	0	0	0	0	0	0	0
	AJ&K	1	0	0	1	1	0	0	0	0	0	0	0	0	0	0	0	3
	GB	0	0	0	0	0	0	0	0	0	0	0	0	0	0	0	0	0
	FATA	0	0	0	0	0	0	0	0	0	0	0	0	0	0	0	0	0
Office of the Chief	TOTAL	980	5403	830	250	6260	660	2490	314	4000	79	4750	419	0	2150	130	2030	30745
Secretary, Gilgit	Islamabad	0	0	0	0	0	0	0	0	0	0	0	0	0	0	0	0	0
Baltistan.	Punjab	12	0	0	0	0	0	0	0	0	0	0	0	0	0	0	20	32
	Sindh R	0	0	0	0	0	0	0	0	0	0	0	0	0	0	0	0	0
	Sindh U	0	0	0	0	0	0	0	0	0	0	0	0	0	0	0	0	0
	KP	0	0	0	0	0	0	0	0	0	0	0	0	0	0	0	4	4
	Balochistan	0	0	0	0	0	0	0	0	0	0	0	0	0	0	0	0	0
	AJ&K	0	0	0	0	0	0	0	0	0	0	0	0	0	0	0	0	0
	GB	968	5403	830	250	6260	660	2490	314	4000	79	4750	419	0	2150	130	2006	30709
	FATA	0	0	0	0	0	0	0	0	0	0	0	0	0	0	0	0	0
22. Law & Justice Division	G. TOTAL	321	667	171	182	108	12	335	24	366	19	94	15	0	106	16	330	2766
Main, Islamabad.	TOTAL	142	97	27	64	0	0	4	0	148	0	15	5	0	11	1	174	688
	Islamabad	4	0	0	1	0	0	0	0	0	0	0	0	0	0	0	2	7
	Punjab	104	62	15	48	0	0	1	0	89	0	8	3	0	7	0	105	442
	Sindh R	1	4	5	5	0	0	1	0	16	0	1	1	0	2	0	18	54
	Sindh U	1	6	3	0	0	0	1	0	13	0	0	0	0	0	1	12	37
	KP	20	21	4	10	0	0	1	0	17	0	4	0	0	1	0	27	105
	Balochistan	1	2	0	0	0	0	0	0	3	0	0	0	0	1	0	2	9
	AJ&K	9	2	0	0	0	0	0	0	7	0	1	0	0	0	0	5	24
	GB	1	0	0	0	0	0	0	0	2	0	1	0	0	0	0	1	5
	FATA	1	0	0	0	0	0	0	0	1	0	0	1	0	0	0	2	5

TABLE-25

DOMICILE WISE ACTUAL STRENGTH OF EMPLOYEES BY BASIC SCALE AND DIVISIONS / ATTACHED DEPARTMENTS / SUBORDINATE OFFICES

DIVISION/OFFICE	DOMICILE	BASIC SCALE 1 to 16																
		1	2	3	4	5	6	7	8	9	10	11	12	13	14	15	16	TOTAL
31. Planning Development	G. TOTAL	347	271	182	156	610	423	1031	374	257	103	193	84	73	279	90	260	4733
and Reform Division	TOTAL	166	7	0	32	1	0	45	0	26	0	4	0	1	72	0	95	449
Main, Islamabad.	Islamabad	32	0	0	4	0	0	0	0	0	0	0	0	0	0	0	0	36
	Punjab	89	1	0	14	0	0	30	0	16	0	2	0	1	39	0	53	245
	Sindh R	2	0	0	3	0	0	3	0	2	0	1	0	0	5	0	12	28
	Sindh U	0	0	0	1	0	0	2	0	0	0	0	0	0	3	0	4	10
	KP	26	4	0	7	1	0	5	0	3	0	1	0	0	12	0	17	76
	Balochistan	0	0	0	1	0	0	2	0	1	0	0	0	0	8	0	2	14
	AJ&K	17	2	0	1	0	0	2	0	4	0	0	0	0	2	0	2	30
	GB	0	0	0	1	0	0	1	0	0	0	0	0	0	1	0	0	3
	FATA	0	0	0	0	0	0	0	0	0	0	0	0	0	2	0	5	7
Jawaid Azfar Computer	TOTAL	0	5	0	0	0	0	0	0	1	0	0	0	0	1	2	1	10
Centre, Islamabad.	Islamabad	0	0	0	0	0	0	0	0	0	0	0	0	0	0	0	0	0
	Punjab	0	5	0	0	0	0	0	0	1	0	0	0	0	0	1	1	8
	Sindh R	0	0	0	0	0	0	0	0	0	0	0	0	0	0	0	0	0
	Sindh U	0	0	0	0	0	0	0	0	0	0	0	0	0	0	1	0	1
	KP	0	0	0	0	0	0	0	0	0	0	0	0	0	1	0	0	1
	Balochistan	0	0	0	0	0	0	0	0	0	0	0	0	0	0	0	0	0
	AJ&K	0	0	0	0	0	0	0	0	0	0	0	0	0	0	0	0	0
	GB	0	0	0	0	0	0	0	0	0	0	0	0	0	0	0	0	0
	FATA	0	0	0	0	0	0	0	0	0	0	0	0	0	0	0	0	0
National Fertilizer	TOTAL	0	14	0	0	2	0	1	0	1	0	2	0	0	4	0	3	27
Development Centre,	Islamabad	0	1	0	0	0	0	0	0	0	0	1	0	0	0	0	0	2
Islamabad.	Punjab	0	8	0	0	1	0	0	0	0	0	0	0	0	2	0	2	13
	Sindh R	0	0	0	0	0	0	0	0	1	0	0	0	0	0	0	0	1
	Sindh U	0	0	0	0	0	0	1	0	0	0	0	0	0	0	0	0	1
	KP	0	3	0	0	1	0	0	0	0	0	1	0	0	2	0	1	8
	Balochistan	0	0	0	0	0	0	0	0	0	0	0	0	0	0	0	0	0
	AJ&K	0	2	0	0	0	0	0	0	0	0	0	0	0	0	0	0	2
	GB	0	0	0	0	0	0	0	0	0	0	0	0	0	0	0	0	0
	FATA	0	0	0	0	0	0	0	0	0	0	0	0	0	0	0	0	0
National Logistic Cell,	TOTAL	181	242	182	124	606	423	985	374	228	103	187	83	72	201	88	159	4238
Rawalpindi.	Islamabad	1	0	0	0	3	0	4	1	1	0	0	0	0	1	0	1	12
	Punjab	109	160	126	82	438	299	662	248	164	58	130	61	43	114	52	98	2844
	Sindh R	3	14	7	2	8	10	50	25	8	4	9	1	4	9	4	6	164
	Sindh U	6	20	10	0	13	16	75	39	12	6	13	2	9	16	6	7	250
	KP	52	39	22	33	118	90	143	42	34	32	29	19	16	51	23	43	786
	Balochistan	5	2	5	3	4	2	16	8	3	2	1	0	0	1	1	1	54
	AJ&K	3	5	6	4	13	5	24	9	5	1	4	0	0	7	1	2	89
	GB	1	0	1	0	1	0	7	2	0	0	1	0	0	1	0	0	14
	FATA	1	2	5	0	8	1	4	0	1	0	0	0	0	1	1	1	25

TABLE-25

DOMICILE WISE ACTUAL STRENGTH OF EMPLOYEES BY BASIC SCALE AND DIVISIONS / ATTACHED DEPARTMENTS / SUBORDINATE OFFICES

DIVISION/OFFICE	DOMICILE	BASIC SCALE 1 to 16																
		1	2	3	4	5	6	7	8	9	10	11	12	13	14	15	16	TOTAL
34. Religious Affairs and	G. TOTAL	111	47	10	42	16	3	52	0	31	0	10	3	0	97	3	61	486
Inter-faith Harmony	TOTAL	80	25	5	30	2	2	41	0	18	0	0	3	0	80	3	48	337
Division	Islamabad	12	10	0	0	1	0	6	0	0	0	0	1	0	4	0	1	35
Main, Islamabad.	Punjab	46	8	1	22	0	2	24	0	12	0	0	0	0	49	1	31	196
	Sindh R	1	0	0	0	0	0	3	0	0	0	0	1	0	5	0	5	15
	Sindh U	1	0	2	1	0	0	2	0	1	0	0	0	0	2	0	2	11
	KP	9	4	2	6	1	0	4	0	5	0	0	1	0	10	2	6	50
	Balochistan	1	0	0	0	0	0	1	0	0	0	0	0	0	4	0	2	8
	AJ&K	9	3	0	1	0	0	1	0	0	0	0	0	0	4	0	1	19
	GB	1	0	0	0	0	0	0	0	0	0	0	0	0	1	0	0	2
	FATA	0	0	0	0	0	0	0	0	0	0	0	0	0	1	0	0	1
Directorate of Hajj,	TOTAL	31	22	5	12	14	1	11	0	13	0	10	0	0	17	0	13	149
(Over all Pakistan).	Islamabad	0	0	0	0	0	0	0	0	0	0	0	0	0	0	0	0	0
	Punjab	14	2	1	10	1	0	4	0	5	0	3	0	0	5	0	5	50
	Sindh R	0	10	1	0	3	0	2	0	0	0	1	0	0	4	0	2	23
	Sindh U	3	5	1	0	2	0	1	0	2	0	4	0	0	3	0	2	23
	KP	8	1	2	1	5	1	4	0	3	0	1	0	0	4	0	1	31
	Balochistan	6	3	0	1	3	0	0	0	2	0	1	0	0	1	0	2	19
	AJ&K	0	0	0	0	0	0	0	0	0	0	0	0	0	0	0	1	1
	GB	0	0	0	0	0	0	0	0	0	0	0	0	0	0	0	0	0
	FATA	0	1	0	0	0	0	0	0	1	0	0	0	0	0	0	0	2
35. Revenue Division	G.TOTAL	325	2494	951	374	3554	49	1701	7	2106	50	11	433	30	1601	13	4952	18651
Main, Islamabad.	TOTAL	2	1	6	1	2	0	6	1	0	0	0	0	0	4	0	4	27
	Islamabad	2	0	2	0	1	0	0	0	0	0	0	0	0	1	0	0	6
	Punjab	0	1	2	1	1	0	3	0	0	0	0	0	0	2	0	0	10
	Sindh R	0	0	0	0	0	0	1	0	0	0	0	0	0	0	0	1	2
	Sindh U	0	0	0	0	0	0	0	0	0	0	0	0	0	0	0	0	0
	KP	0	0	0	0	0	0	1	0	0	0	0	0	0	1	0	2	4
	Balochistan	0	0	0	0	0	0	1	0	0	0	0	0	0	0	0	1	2
	AJ&K	0	0	1	0	0	0	0	1	0	0	0	0	0	0	0	0	2
	GB	0	0	1	0	0	0	0	0	0	0	0	0	0	0	0	0	1
	FATA	0	0	0	0	0	0	0	0	0	0	0	0	0	0	0	0	0
Federal Board of Revenue	TOTAL	323	2493	945	373	3552	49	1695	6	2106	50	11	433	30	1597	13	4948	18624
including (Customs, Central	Islamabad	38	78	14	7	39	2	57	0	33	1	0	49	1	52	2	74	447
Excise, Sales Tax & Income	Punjab	231	1231	598	242	1484	31	924	4	988	21	5	166	2	856	7	2673	9463
Tax Departments), HQ,	Sindh R	6	133	55	22	245	1	143	1	174	0	1	31	2	99	0	423	1336
Islamabad.	Sindh U	0	617	183	50	849	10	238	1	660	25	4	136	25	401	1	956	4156
	KP	40	290	67	33	549	2	202	0	168	3	1	33	0	142	3	523	2056
	Balochistan	1	87	14	3	288	0	91	0	57	0	0	11	0	30	0	193	775
	AJ&K	7	47	11	15	51	2	20	0	16	0	0	3	0	10	0	31	213
	GB	0	5	0	1	24	0	5	0	3	0	0	2	0	2	0	21	63
	FATA	0	5	3	0	23	1	15	0	7	0	0	2	0	5	0	54	115

TABLE-25

DOMICILE WISE ACTUAL STRENGTH OF EMPLOYEES BY BASIC SCALE AND DIVISIONS / ATTACHED DEPARTMENTS / SUBORDINATE OFFICES

DIVISION/OFFICE	DOMICILE	BASIC SCALE 1 to 16																
		1	2	3	4	5	6	7	8	9	10	11	12	13	14	15	16	TOTAL
36. Railways Division	G. TOTAL	13058	12221	2312	6410	10621	11859	2696	1998	3948	830	1441	1184	1101	3043	358	1548	74628
Main, Islamabad.	TOTAL	1	23	9	13	13	3	16	1	9	0	1	3	0	52	0	16	160
	Islamabad	0	7	6	2	1	0	2	0	1	0	0	0	0	2	0	1	22
	Punjab	0	8	0	9	5	3	9	1	6	0	1	3	0	26	0	10	81
	Sindh R	0	0	0	0	0	0	1	0	0	0	0	0	0	5	0	1	7
	Sindh U	0	0	0	0	0	0	1	0	0	0	0	0	0	6	0	0	7
	KP	0	4	2	0	6	0	3	0	1	0	0	0	0	9	0	3	28
	Balochistan	0	0	0	0	0	0	0	0	0	0	0	0	0	1	0	0	1
	AJ&K	1	4	1	2	1	0	0	0	1	0	0	0	0	1	0	1	12
	GB	0	0	0	0	0	0	0	0	0	0	0	0	0	2	0	0	2
	FATA	0	0	0	0	0	0	0	0	0	0	0	0	0	0	0	0	0
Pakistan Railways HQ,	TOTAL	13057	12198	2303	6397	10608	11856	2680	1997	3939	830	1440	1181	1101	2991	358	1532	74468
Lahore.	Islamabad	2	7	8	2	25	10	3	0	7	1	1	0	0	2	0	3	71
	Punjab	8056	6596	1518	3895	5714	9002	1614	1255	2333	591	872	621	617	1733	219	1086	45722
	Sindh R	2254	2403	292	1078	1689	1074	431	355	512	84	188	228	168	468	21	103	11348
	Sindh U	1397	1318	195	624	1357	658	284	181	556	83	204	157	160	378	53	128	7733
	KP	667	617	121	414	914	784	222	147	270	60	102	94	85	212	21	127	4857
	Balochistan	652	1193	156	360	861	312	110	52	241	7	63	70	65	187	41	70	4440
	AJ&K	14	14	11	9	34	14	12	7	18	4	5	7	6	9	3	11	178
	GB	0	0	0	0	0	0	0	0	0	0	0	0	0	2	0	1	3
	FATA	15	50	2	15	14	2	4	0	2	0	5	4	0	0	0	3	116
37. Science & Technology	TOTAL	50	3	0	15	0	1	8	0	2	0	0	0	0	34	0	25	138
Division, Islamabad.	Islamabad	50	0	0	1	0	1	3	0	0	0	0	0	0	1	0	1	57
	Punjab	0	2	0	7	0	0	1	0	2	0	0	0	0	19	0	18	49
	Sindh R	0	0	0	1	0	0	1	0	0	0	0	0	0	4	0	1	7
	Sindh U	0	0	0	0	0	0	0	0	0	0	0	0	0	1	0	2	3
	KP	0	1	0	2	0	0	3	0	0	0	0	0	0	7	0	2	15
	Balochistan	0	0	0	1	0	0	0	0	0	0	0	0	0	1	0	1	3
	AJ&K	0	0	0	2	0	0	0	0	0	0	0	0	0	0	0	0	2
	GB	0	0	0	0	0	0	0	0	0	0	0	0	0	1	0	0	1
	FATA	0	0	0	1	0	0	0	0	0	0	0	0	0	0	0	0	1
38. States and Frontier	G. TOTAL	22	130	5	5	293	4	127	0	71	0	6	0	0	69	6	25	763
Regions Division	TOTAL	1	27	0	3	9	0	12	0	8	0	0	0	0	30	2	11	103
Main, Islamabad.	Islamabad	0	5	0	0	1	0	0	0	0	0	0	0	0	2	0	0	8
	Punjab	1	10	0	1	4	0	2	0	6	0	0	0	0	15	0	7	46
	Sindh R	0	1	0	0	1	0	3	0	0	0	0	0	0	2	0	1	8
	Sindh U	0	0	0	0	0	0	0	0	0	0	0	0	0	1	0	0	1
	KP	0	7	0	1	3	0	6	0	1	0	0	0	0	8	2	2	30
	Balochistan	0	0	0	1	0	0	1	0	0	0	0	0	0	0	0	0	2
	AJ&K	0	3	0	0	0	0	0	0	0	0	0	0	0	0	0	0	3
	GB	0	1	0	0	0	0	0	0	0	0	0	0	0	1	0	0	2
	FATA	0	0	0	0	0	0	0	0	1	0	0	0	0	1	0	1	3

TABLE-25

DOMICILE WISE ACTUAL STRENGTH OF EMPLOYEES BY BASIC SCALE AND DIVISIONS / ATTACHED DEPARTMENTS / SUBORDINATE OFFICES

DIVISION/OFFICE	DOMICILE	BASIC SCALE 1 to 16																	
		1	2	3	4	5	6	7	8	9	10	11	12	13	14	15	16	TOTAL	
Textile Commissioner's	TOTAL	6	1	0	2	0	0	6	0	9	0	1	4	0	4	0	5	38	
Organization, Karachi.	Islamabad	0	0	0	0	0	0	0	0	0	0	0	0	0	0	0	0	0	0
	Punjab	1	1	0	1	0	0	2	0	3	0	0	3	0	1	0	1	13	
	Sindh R	1	0	0	0	0	0	0	0	2	0	1	0	0	1	0	3	8	
	Sindh U	3	0	0	0	0	0	3	0	4	0	0	0	0	1	0	0	11	
	KP	1	0	0	1	0	0	1	0	0	0	0	1	0	1	0	0	5	
	Balochistan	0	0	0	0	0	0	0	0	0	0	0	0	0	0	0	1	1	
	AJ&K	0	0	0	0	0	0	0	0	0	0	0	0	0	0	0	0	0	
	GB	0	0	0	0	0	0	0	0	0	0	0	0	0	0	0	0	0	
	FATA	0	0	0	0	0	0	0	0	0	0	0	0	0	0	0	0	0	
41. Water and Power Division.	G. TOTAL	70	43	4	31	4	1	11	0	24	0	8	1	2	31	0	69	299	
Main, Islamabad.	TOTAL	0	38	4	11	0	0	0	0	14	0	4	0	0	11	0	34	116	
	Islamabad	0	0	0	0	0	0	0	0	1	0	0	0	0	0	0	1	2	
	Punjab	0	38	3	4	0	0	0	0	8	0	3	0	0	4	0	19	79	
	Sindh R	0	0	0	1	0	0	0	0	0	0	0	0	0	3	0	5	9	
	Sindh U	0	0	0	0	0	0	0	0	0	0	0	0	0	0	0	0	0	
	KP	0	0	1	5	0	0	0	0	4	0	0	0	0	3	0	6	19	
	Balochistan	0	0	0	0	0	0	0	0	0	0	0	0	0	0	0	0	0	
	AJ&K	0	0	0	1	0	0	0	0	1	0	1	0	0	1	0	1	5	
	GB	0	0	0	0	0	0	0	0	0	0	0	0	0	0	0	1	1	
	FATA	0	0	0	0	0	0	0	0	0	0	0	0	0	0	0	1	1	
National Energy	TOTAL	13	1	0	3	0	0	1	0	1	0	0	0	0	5	0	5	29	
Conservation Centre	Islamabad	3	0	0	0	0	0	0	0	0	0	0	0	0	1	0	0	4	
(ENERCON), Islamabad	Punjab	6	1	0	2	0	0	1	0	1	0	0	0	0	4	0	4	19	
	Sindh R	0	0	0	0	0	0	0	0	0	0	0	0	0	0	0	0	0	
	Sindh U	0	0	0	0	0	0	0	0	0	0	0	0	0	0	0	1	1	
	KP	1	0	0	1	0	0	0	0	0	0	0	0	0	0	0	0	2	
	Balochistan	0	0	0	0	0	0	0	0	0	0	0	0	0	0	0	0	0	
	AJ&K	3	0	0	0	0	0	0	0	0	0	0	0	0	0	0	0	3	
	GB	0	0	0	0	0	0	0	0	0	0	0	0	0	0	0	0	0	
	FATA	0	0	0	0	0	0	0	0	0	0	0	0	0	0	0	0	0	
Office of the Chief	TOTAL	39	2	0	12	1	0	5	0	5	0	3	0	1	11	0	26	105	
Engineering Adviser/	Islamabad	29	1	0	2	1	0	2	0	2	0	0	0	0	1	0	3	41	
Chairman Federal	Punjab	4	1	0	7	0	0	0	0	2	0	1	0	0	3	0	10	28	
Flood Commission,	Sindh R	0	0	0	0	0	0	0	0	0	0	1	0	0	2	0	4	7	
Islamabad.	Sindh U	2	0	0	0	0	0	0	0	0	0	0	0	0	1	0	0	3	
	KP	2	0	0	2	0	0	1	0	1	0	0	0	1	2	0	7	16	
	Balochistan	2	0	0	1	0	0	2	0	0	0	0	0	0	1	0	1	7	
	AJ&K	0	0	0	0	0	0	0	0	0	0	0	0	0	0	0	0	0	
	GB	0	0	0	0	0	0	0	0	0	0	1	0	0	0	0	0	1	
	FATA	0	0	0	0	0	0	0	0	0	0	0	0	0	1	0	1	2	

TABLE-25

DOMICILE WISE ACTUAL STRENGTH OF EMPLOYEES BY BASIC SCALE AND DIVISIONS / ATTACHED DEPARTMENTS / SUBORDINATE OFFICES

DIVISION/OFFICE	DOMICILE	BASIC SCALE 1 to 16																
		1	2	3	4	5	6	7	8	9	10	11	12	13	14	15	16	TOTAL
Pakistan Commissioner	TOTAL	18	2	0	5	3	1	5	0	4	0	1	1	1	4	0	4	49
for Indus Waters,	Islamabad	0	0	0	0	0	0	0	0	0	0	0	0	0	0	0	0	0
Lahore.	Punjab	18	2	0	5	2	1	4	0	3	0	0	1	1	3	0	2	42
	Sindh R	0	0	0	0	0	0	0	0	1	0	1	0	0	1	0	1	4
	Sindh U	0	0	0	0	0	0	0	0	0	0	0	0	0	0	0	0	0
	KP	0	0	0	0	1	0	1	0	0	0	0	0	0	0	0	1	3
	Balochistan	0	0	0	0	0	0	0	0	0	0	0	0	0	0	0	0	0
	AJ&K	0	0	0	0	0	0	0	0	0	0	0	0	0	0	0	0	0
	GB	0	0	0	0	0	0	0	0	0	0	0	0	0	0	0	0	0
	FATA	0	0	0	0	0	0	0	0	0	0	0	0	0	0	0	0	0
42. President's	TOTAL	66	10	0	59	1	0	17	0	18	1	0	2	0	28	0	43	245
Secretariat (Public),	Islamabad	0	0	0	0	0	0	0	0	0	0	0	0	0	0	0	0	0
Islamabad.	Punjab	50	7	0	48	1	0	11	0	12	1	0	2	0	21	0	28	181
	Sindh R	1	0	0	2	0	0	1	0	1	0	0	0	0	2	0	3	10
	Sindh U	3	0	0	1	0	0	0	0	1	0	0	0	0	1	0	1	7
	KP	6	2	0	5	0	0	3	0	2	0	0	0	0	3	0	8	29
	Balochistan	0	0	0	1	0	0	1	0	0	0	0	0	0	0	0	1	3
	AJ&K	4	1	0	2	0	0	0	0	2	0	0	0	0	1	0	1	11
	GB	0	0	0	0	0	0	0	0	0	0	0	0	0	0	0	0	0
	FATA	2	0	0	0	0	0	1	0	0	0	0	0	0	0	0	1	4
43. President's Secretariat	TOTAL	77	52	59	28	74	18	39	12	31	1	6	3	0	37	2	15	454
(Personal), Islamabad.	Islamabad	5	2	2	4	3	1	2	0	1	0	0	0	0	1	0	0	21
	Punjab	54	39	50	15	51	13	20	8	19	1	5	3	0	21	2	10	311
	Sindh R	1	0	0	1	0	0	1	0	3	0	0	0	0	1	0	2	9
	Sindh U	5	0	0	1	3	0	2	0	0	0	0	0	0	1	0	0	12
	KP	8	9	5	4	12	0	10	2	6	0	0	0	0	4	0	2	62
	Balochistan	0	0	0	0	0	0	2	0	1	0	0	0	0	1	0	0	4
	AJ&K	4	2	2	1	3	4	1	2	0	0	1	0	0	4	0	1	25
	GB	0	0	0	2	2	0	1	0	1	0	0	0	0	3	0	0	9
	FATA	0	0	0	0	0	0	0	0	0	0	0	0	0	1	0	0	1
44. Prime Minister's Office	G. TOTAL	32	97	6	42	24	0	27	0	28	0	1	4	1	94	9	67	432
(Public),	TOTAL	21	24	0	31	1	0	11	0	15	0	0	4	0	37	7	29	180
Main, Islamabad.	Islamabad	0	0	0	0	0	0	0	0	0	0	0	0	0	0	0	0	0
	Punjab	14	17	0	19	1	0	8	0	9	0	0	3	0	22	7	23	123
	Sindh R	0	0	0	2	0	0	0	0	0	0	0	0	0	3	0	3	8
	Sindh U	0	0	0	1	0	0	1	0	0	0	0	0	0	1	0	1	4
	KP	4	5	0	7	0	0	0	0	4	0	0	1	0	6	0	1	28
	Balochistan	0	0	0	1	0	0	0	0	1	0	0	0	0	2	0	0	4
	AJ&K	3	2	0	1	0	0	1	0	1	0	0	0	0	1	0	1	10
	GB	0	0	0	0	0	0	0	0	0	0	0	0	0	1	0	0	1
	FATA	0	0	0	0	0	0	1	0	0	0	0	0	0	1	0	0	2

TABLE-25

DOMICILE WISE ACTUAL STRENGTH OF EMPLOYEES BY BASIC SCALE AND DIVISIONS / ATTACHED DEPARTMENTS / SUBORDINATE OFFICES

DIVISION/OFFICE	DOMICILE	BASIC SCALE 1 to 16																
		1	2	3	4	5	6	7	8	9	10	11	12	13	14	15	16	TOTAL
46. National Assembly	TOTAL	172	36	0	103	8	0	163	0	36	1	23	9	0	123	19	123	816
Secretariat, Islamabad.	Islamabad	172	36	0	0	0	0	0	0	0	0	0	0	0	0	0	0	208
	Punjab	0	0	0	67	5	0	97	0	24	0	16	2	0	66	10	89	376
	Sindh R	0	0	0	11	0	0	21	0	2	1	2	1	0	19	4	15	76
	Sindh U	0	0	0	6	0	0	9	0	2	0	0	2	0	6	1	1	27
	KP	0	0	0	12	1	0	21	0	4	0	2	2	0	22	3	15	82
	Balochistan	0	0	0	3	0	0	4	0	1	0	1	0	0	6	0	2	17
	AJ&K	0	0	0	2	2	0	4	0	1	0	1	1	0	1	0	1	13
	GB	0	0	0	0	0	0	2	0	0	0	1	0	0	2	1	0	6
	FATA	0	0	0	2	0	0	5	0	2	0	0	1	0	1	0	0	11
47. Senate Secretariat,	TOTAL	207	31	0	137	9	1	103	0	14	0	35	2	0	82	0	132	753
Islamabad.	Islamabad	20	3	0	4	2	0	16	0	1	0	4	0	0	9	0	20	79
	Punjab	100	13	0	73	5	0	44	0	7	0	16	1	0	39	0	64	362
	Sindh R	2	0	0	5	0	0	8	0	2	0	3	0	0	13	0	16	49
	Sindh U	5	0	0	4	0	0	3	0	0	0	2	1	0	3	0	8	26
	KP	53	9	0	37	2	1	20	0	3	0	5	0	0	10	0	16	156
	Balochistan	4	0	0	8	0	0	5	0	1	0	1	0	0	5	0	4	28
	AJ&K	16	5	0	4	0	0	3	0	0	0	3	0	0	1	0	2	34
	GB	5	1	0	1	0	0	0	0	0	0	0	0	0	2	0	0	9
	FATA	2	0	0	1	0	0	4	0	0	0	1	0	0	0	0	2	10
48. Election Commission	G. TOTAL	56	306	287	17	36	190	5	288	0	287	0	0	167	88	219	47	1993
of Pakistan	TOTAL	3	45	32	6	10	10	2	24	0	11	0	0	3	16	34	18	214
Main, Islamabad.	Islamabad	1	21	8	1	1	0	0	11	0	3	0	0	0	1	5	4	56
	Punjab	2	8	13	2	2	4	1	3	0	3	0	0	0	7	13	7	65
	Sindh R	0	1	0	0	1	0	0	1	0	1	0	0	1	3	3	2	13
	Sindh U	0	0	0	0	1	0	0	1	0	1	0	0	0	0	2	2	7
	KP	0	12	10	1	3	6	0	5	0	3	0	0	2	2	6	2	52
	Balochistan	0	0	0	0	2	0	0	1	0	0	0	0	0	2	1	1	7
	AJ&K	0	2	1	2	0	0	1	1	0	0	0	0	0	0	2	0	9
	GB	0	1	0	0	0	0	0	0	0	0	0	0	0	0	0	0	1
	FATA	0	0	0	0	0	0	0	1	0	0	0	0	0	1	2	0	4
Provincial Election	TOTAL	53	261	255	11	26	180	3	264	0	276	0	0	164	72	185	29	1779
Commissioners,	Islamabad	0	0	0	0	0	0	0	0	0	0	0	0	0	0	0	0	0
Punjab, Sindh, KP,	Punjab	0	102	83	0	11	51	0	95	0	102	0	0	47	22	60	5	578
Balochistan.	Sindh R	34	45	0	0	0	18	0	22	0	25	0	0	16	10	16	2	188
	Sindh U	7	70	2	0	0	32	0	37	0	35	0	0	26	14	20	7	250
	KP	0	25	70	10	6	32	3	64	0	58	0	0	34	14	33	7	356
	Balochistan	12	18	84	1	5	44	0	44	0	52	0	0	36	11	49	6	362
	AJ&K	0	0	3	0	0	0	0	0	0	1	0	0	0	0	0	0	4
	GB	0	0	0	0	0	0	0	0	0	0	0	0	0	0	0	0	0
	FATA	0	1	13	0	4	3	0	2	0	3	0	0	5	1	7	2	41

TABLE-25

DOMICILE WISE ACTUAL STRENGTH OF EMPLOYEES BY BASIC SCALE AND DIVISIONS / ATTACHED DEPARTMENTS / SUBORDINATE OFFICES

DIVISION/OFFICE	DOMICILE	BASIC SCALE 1 to 16																
		1	2	3	4	5	6	7	8	9	10	11	12	13	14	15	16	TOTAL
49. Wafaqi Mohtasib	TOTAL	154	22	0	49	0	0	29	0	62	1	0	5	0	100	0	48	470
(Ombudsman)'s	Islamabad	16	1	0	2	0	0	1	0	0	0	0	0	0	0	0	5	25
Secretariat,	Punjab	74	9	0	25	0	0	15	0	31	1	0	3	0	60	0	20	238
Islamabad.	Sindh R	8	3	0	4	0	0	3	0	6	0	0	1	0	6	0	5	36
	Sindh U	19	2	0	8	0	0	4	0	6	0	0	0	0	11	0	3	53
	KP	22	3	0	8	0	0	5	0	15	0	0	1	0	14	0	14	82
	Balochistan	7	0	0	2	0	0	0	0	2	0	0	0	0	7	0	1	19
	AJ&K	8	4	0	0	0	0	1	0	1	0	0	0	0	1	0	0	15
	GB	0	0	0	0	0	0	0	0	0	0	0	0	0	0	0	0	0
	FATA	0	0	0	0	0	0	0	0	1	0	0	0	0	1	0	0	2
50. Supreme Court	TOTAL	0	14	153	52	15	49	22	41	52	6	15	5	10	31	20	26	511
of Pakistan,	Islamabad	0	2	9	2	1	6	2	5	6	0	0	0	2	2	0	0	37
Islamabad.	Punjab	0	8	71	30	10	21	11	24	31	5	13	3	6	19	15	19	286
	Sindh R	0	0	12	0	1	1	3	1	1	0	0	0	0	1	1	3	24
	Sindh U	0	1	8	4	1	4	2	4	5	0	1	2	1	4	2	2	41
	KP	0	3	33	9	2	13	2	6	6	1	0	0	1	5	2	1	84
	Balochistan	0	0	2	1	0	3	0	0	1	0	1	0	0	0	0	0	8
	AJ&K	0	0	14	6	0	0	2	1	2	0	0	0	0	0	0	0	25
	GB	0	0	2	0	0	0	0	0	0	0	0	0	0	0	0	1	3
	FATA	0	0	2	0	0	1	0	0	0	0	0	0	0	0	0	0	3
51. Federal Tax	TOTAL	54	17	6	0	15	2	11	0	11	0	0	0	0	24	0	9	149
Ombudsman	Islamabad	13	0	2	0	2	0	0	0	1	0	0	0	0	0	0	0	18
Secretariat,	Punjab	18	11	1	0	10	0	8	0	4	0	0	0	0	15	0	7	74
Islamabad.	Sindh R	5	0	0	0	0	1	0	0	2	0	0	0	0	2	0	0	10
	Sindh U	4	6	3	0	1	1	0	0	3	0	0	0	0	4	0	0	22
	KP	8	0	0	0	1	0	1	0	1	0	0	0	0	2	0	2	15
	Balochistan	4	0	0	0	1	0	2	0	0	0	0	0	0	1	0	0	8
	AJ&K	2	0	0	0	0	0	0	0	0	0	0	0	0	0	0	0	2
	GB	0	0	0	0	0	0	0	0	0	0	0	0	0	0	0	0	0
	FATA	0	0	0	0	0	0	0	0	0	0	0	0	0	0	0	0	0
52. National Accountability	TOTAL	397	38	8	193	12	0	89	0	86	0	1	31	0	265	9	251	1380
Bureau, Islamabad.	Islamabad	42	1	0	5	0	0	1	0	4	0	0	2	0	9	0	4	68
	Punjab	174	5	1	90	1	0	47	0	39	0	1	9	0	109	6	124	606
	Sindh R	11	0	1	28	0	0	8	0	8	0	0	7	0	39	1	33	136
	Sindh U	44	2	1	22	0	0	8	0	9	0	0	5	0	28	0	19	138
	KP	55	25	5	18	11	0	16	0	13	0	0	3	0	38	1	42	227
	Balochistan	56	1	0	24	0	0	7	0	9	0	0	3	0	32	1	20	153
	AJ&K	6	2	0	3	0	0	1	0	2	0	0	1	0	3	0	2	20
	GB	7	0	0	1	0	0	1	0	1	0	0	1	0	4	0	1	16
	FATA	2	2	0	2	0	0	0	0	1	0	0	0	0	3	0	6	16
G. TOTAL		62216	56193	12327	23159	126097	59578	55784	14288	40860	4283	17465	4306	3295	26492	2071	34281	542695

A_total	TOTAL	62216	56193	12327	23159	126097	59578	55784	14288	40860	4283	17465	4306	3295	26492	2071	34281	542695
	Islamabad	4998	1245	190	262	1144	76	736	118	427	23	155	137	6	439	28	549	10533
	Punjab	35058	28760	6224	12352	45850	20613	24463	4960	19366	2016	5882	1808	1986	13018	1026	18938	242320
	Sindh R	6363	5013	1016	2611	8571	2456	4732	864	4509	765	1224	633	331	2539	228	2710	44565
	Sindh U	4185	3580	1133	1530	5614	1327	2808	424	2995	504	1083	473	323	2171	156	3261	31567
	KP	6969	8144	1567	3968	44280	28251	15673	6209	6911	732	3373	600	398	4205	303	4652	136235
	Balochistan	2185	2613	736	1481	6869	1639	1983	349	1394	91	443	150	152	1052	124	983	22244
	AJ&K	1083	743	340	387	1106	177	778	102	631	55	155	48	35	396	40	580	6656
	GB	1166	5839	973	364	7839	1069	3112	420	4258	83	4854	436	26	2371	142	2210	35162
	FATA	209	256	148	204	4824	3970	1499	842	369	14	296	21	38	301	24	398	13413

Main	TOTAL	3924	1408	474	1647	361	97	1381	86	1109	30	189	132	16	3366	335	2364	16919
	Islamabad	1101	242	44	80	34	8	98	16	48	3	15	8	2	137	16	90	1942
	Punjab	1819	883	249	923	209	49	741	42	641	17	113	65	8	1814	192	1394	9159
	Sindh R	50	11	20	109	12	3	114	3	77	2	14	17	1	339	23	222	1017
	Sindh U	105	23	21	99	9	9	75	5	58	2	6	11	1	225	21	129	799
	KP	530	174	95	263	68	20	222	13	175	5	23	18	4	514	45	366	2535
	Balochistan	84	3	2	68	5	3	54	1	40	0	4	7	0	164	12	66	513
	AJ&K	202	62	35	75	22	4	42	5	44	0	11	3	0	69	15	52	641
	GB	20	7	5	11	2	0	13	0	11	1	2	1	0	54	3	12	142
	FATA	13	3	3	19	0	1	22	1	15	0	1	2	0	50	8	33	171

ATTACHED DEPARTMENTS	TOTAL	58292	54785	11853	21512	125736	59481	54403	14202	39751	4253	17276	4174	3279	23126	1736	31917	525776
	Islamabad	3897	1003	146	182	1110	68	638	102	379	20	140	129	4	302	12	459	8591
	Punjab	33239	27877	5975	11429	45641	20564	23722	4918	18725	1999	5769	1743	1978	11204	834	17544	233161

TABLE-26
DOMICILE WISE ACTUAL STRENGTH OF FEMALE EMPLOYEES BY BASIC SCALE AND DIVISIONS / ATTACHED DEPARTMENTS / SUBORDINATE OFFICES

DIVISION/OFFICE	DOMICILE	BASIC SCALE 17 to 22							G.TOTAL BS 1-22
		17	18	19	20	21	22	TOTAL	
1. Aviation Division	G. TOTAL	13	8	0	0	0	0	21	905
Main, Islamabad.	TOTAL	0	0	0	0	0	0	0	0
	Islamabad	0	0	0	0	0	0	0	0
	Punjab	0	0	0	0	0	0	0	0
	Sindh R	0	0	0	0	0	0	0	0
	Sindh U	0	0	0	0	0	0	0	0
	KP	0	0	0	0	0	0	0	0
	Balochistan	0	0	0	0	0	0	0	0
	AJ&K	0	0	0	0	0	0	0	0
	GB	0	0	0	0	0	0	0	0
	FATA	0	0	0	0	0	0	0	0
Airports Security Force,	TOTAL	4	3	0	0	0	0	7	836
Karachi.	Islamabad	0	0	0	0	0	0	0	0
	Punjab	1	0	0	0	0	0	1	443
	Sindh R	0	0	0	0	0	0	0	88
	Sindh U	3	1	0	0	0	0	4	147
	KP	0	0	0	0	0	0	0	76
	Balochistan	0	2	0	0	0	0	2	50
	AJ&K	0	0	0	0	0	0	0	10
	GB	0	0	0	0	0	0	0	18
	FATA	0	0	0	0	0	0	0	4
Pakistan Meteorological	TOTAL	9	5	0	0	0	0	14	69
Department, Islamabad.	Islamabad	0	0	0	0	0	0	0	7
	Punjab	7	4	0	0	0	0	11	40
	Sindh R	1	0	0	0	0	0	1	7
	Sindh U	1	1	0	0	0	0	2	9
	KP	0	0	0	0	0	0	0	2
	Balochistan	0	0	0	0	0	0	0	2
	AJ&K	0	0	0	0	0	0	0	2
	GB	0	0	0	0	0	0	0	0
	FATA	0	0	0	0	0	0	0	0
2. Cabinet Division	G. TOTAL	4	9	0	0	0	0	13	68
Main, Islamabad.	TOTAL	0	9	0	0	0	0	9	28
	Islamabad	0	0	0	0	0	0	0	2
	Punjab	0	3	0	0	0	0	3	16
	Sindh R	0	0	0	0	0	0	0	0
	Sindh U	0	2	0	0	0	0	2	3
	KP	0	2	0	0	0	0	2	4
	Balochistan	0	2	0	0	0	0	2	2
	AJ&K	0	0	0	0	0	0	0	0
	GB	0	0	0	0	0	0	0	0
	FATA	0	0	0	0	0	0	0	1

TABLE-26
DOMICILE WISE ACTUAL STRENGTH OF FEMALE EMPLOYEES BY BASIC SCALE AND DIVISIONS / ATTACHED DEPARTMENTS / SUBORDINATE OFFICES

DIVISION/OFFICE	DOMICILE	BASIC SCALE 17 to 22						G.TOTAL BS 1-22	
		17	18	19	20	21	22		TOTAL
Department of	TOTAL	2	0	0	0	0	0	2	10
Communications	Islamabad	0	0	0	0	0	0	0	0
Security, Islamabad.	Punjab	2	0	0	0	0	0	2	8
	Sindh R	0	0	0	0	0	0	0	1
	Sindh U	0	0	0	0	0	0	0	0
	KP	0	0	0	0	0	0	0	0
	Balochistan	0	0	0	0	0	0	0	1
	AJ&K	0	0	0	0	0	0	0	0
	GB	0	0	0	0	0	0	0	0
	FATA	0	0	0	0	0	0	0	0
Department of	TOTAL	0	0	0	0	0	0	0	7
Stationery and Forms,	Islamabad	0	0	0	0	0	0	0	0
Karachi.	Punjab	0	0	0	0	0	0	0	0
	Sindh R	0	0	0	0	0	0	0	0
	Sindh U	0	0	0	0	0	0	0	7
	KP	0	0	0	0	0	0	0	0
	Balochistan	0	0	0	0	0	0	0	0
	AJ&K	0	0	0	0	0	0	0	0
	GB	0	0	0	0	0	0	0	0
	FATA	0	0	0	0	0	0	0	0
National Archives of	TOTAL	0	0	0	0	0	0	0	4
Pakistan, Islamabad.	Islamabad	0	0	0	0	0	0	0	0
	Punjab	0	0	0	0	0	0	0	4
	Sindh R	0	0	0	0	0	0	0	0
	Sindh U	0	0	0	0	0	0	0	0
	KP	0	0	0	0	0	0	0	0
	Balochistan	0	0	0	0	0	0	0	0
	AJ&K	0	0	0	0	0	0	0	0
	GB	0	0	0	0	0	0	0	0
	FATA	0	0	0	0	0	0	0	0
Federal Government	TOTAL	2	0	0	0	0	0	2	19
Tuberculosis Centre,	Islamabad	1	0	0	0	0	0	1	1
Rawalpindi	Punjab	0	0	0	0	0	0	0	12
	Sindh R	0	0	0	0	0	0	0	1
	Sindh U	0	0	0	0	0	0	0	1
	KP	0	0	0	0	0	0	0	0
	Balochistan	1	0	0	0	0	0	1	3
	AJ&K	0	0	0	0	0	0	0	0
	GB	0	0	0	0	0	0	0	0
	FATA	0	0	0	0	0	0	0	1

TABLE-26
DOMICILE WISE ACTUAL STRENGTH OF FEMALE EMPLOYEES BY BASIC SCALE AND DIVISIONS / ATTACHED DEPARTMENTS / SUBORDINATE OFFICES

3.	DIVISION/OFFICE	DOMICILE	BASIC SCALE 17 to 22						G.TOTAL BS 1-22	
			17	18	19	20	21	22		TOTAL
	Capital Administration	G. TOTAL	1911	519	225	22	0	0	2677	8455
	& Development Division	TOTAL	4	2	2	1	0	0	9	20
	Main, Islamabad.	Islamabad	1	0	0	0	0	0	1	6
		Punjab	3	1	0	1	0	0	5	10
		Sindh R	0	0	0	0	0	0	0	0
		Sindh U	0	0	2	0	0	0	2	3
		KP	0	0	0	0	0	0	0	0
		Balochistan	0	0	0	0	0	0	0	0
		AJ&K	0	1	0	0	0	0	1	1
		GB	0	0	0	0	0	0	0	0
		FATA	0	0	0	0	0	0	0	0
	Department of	TOTAL	1	0	0	0	0	0	1	16
	Libraries, Islamabad.	Islamabad	0	0	0	0	0	0	0	0
		Punjab	1	0	0	0	0	0	1	13
		Sindh R	0	0	0	0	0	0	0	0
		Sindh U	0	0	0	0	0	0	0	0
		KP	0	0	0	0	0	0	0	2
		Balochistan	0	0	0	0	0	0	0	1
		AJ&K	0	0	0	0	0	0	0	0
		GB	0	0	0	0	0	0	0	0
		FATA	0	0	0	0	0	0	0	0
	Department of Tourist	TOTAL	0	0	0	0	0	0	0	3
	Services, Islamabad.	Islamabad	0	0	0	0	0	0	0	2
		Punjab	0	0	0	0	0	0	0	0
		Sindh R	0	0	0	0	0	0	0	0
		Sindh U	0	0	0	0	0	0	0	1
		KP	0	0	0	0	0	0	0	0
		Balochistan	0	0	0	0	0	0	0	0
		AJ&K	0	0	0	0	0	0	0	0
		GB	0	0	0	0	0	0	0	0
		FATA	0	0	0	0	0	0	0	0
	Directorate of	TOTAL	0	0	1	1	0	0	2	5
	Workers Education,	Islamabad	0	0	0	0	0	0	0	0
	Islamabad.	Punjab	0	0	1	1	0	0	2	4
		Sindh R	0	0	0	0	0	0	0	0
		Sindh U	0	0	0	0	0	0	0	0
		KP	0	0	0	0	0	0	0	1
		Balochistan	0	0	0	0	0	0	0	0
		AJ&K	0	0	0	0	0	0	0	0
		GB	0	0	0	0	0	0	0	0
		FATA	0	0	0	0	0	0	0	0

TABLE-26
DOMICILE WISE ACTUAL STRENGTH OF FEMALE EMPLOYEES BY BASIC SCALE AND DIVISIONS / ATTACHED DEPARTMENTS / SUBORDINATE OFFICES

DIVISION/OFFICE	DOMICILE	BASIC SCALE 17 to 22							G.TOTAL BS 1-22
		17	18	19	20	21	22	TOTAL	
Directorate General of	TOTAL	69	3	3	0	0	0	75	163
Special Education,	Islamabad	8	0	0	0	0	0	8	23
Islamabad.	Punjab	48	3	3	0	0	0	54	108
	Sindh R	1	0	0	0	0	0	1	4
	Sindh U	1	0	0	0	0	0	1	5
	KP	7	0	0	0	0	0	7	16
	Balochistan	2	0	0	0	0	0	2	4
	AJ&K	0	0	0	0	0	0	0	0
	GB	2	0	0	0	0	0	2	3
	FATA	0	0	0	0	0	0	0	0
District Population	TOTAL	2	2	0	0	0	0	4	98
Welfare Office,	Islamabad	0	0	0	0	0	0	0	15
Islamabad	Punjab	0	1	0	0	0	0	1	56
	Sindh R	0	0	0	0	0	0	0	5
	Sindh U	0	0	0	0	0	0	0	0
	KP	0	1	0	0	0	0	1	14
	Balochistan	1	0	0	0	0	0	1	3
	AJ&K	1	0	0	0	0	0	1	4
	GB	0	0	0	0	0	0	0	1
	FATA	0	0	0	0	0	0	0	0
Federal College of	TOTAL	9	3	1	0	0	0	13	18
Education, Islamabad.	Islamabad	0	0	0	0	0	0	0	3
	Punjab	7	1	1	0	0	0	9	11
	Sindh R	0	0	0	0	0	0	0	0
	Sindh U	1	1	0	0	0	0	2	2
	KP	0	0	0	0	0	0	0	0
	Balochistan	1	0	0	0	0	0	1	1
	AJ&K	0	0	0	0	0	0	0	0
	GB	0	1	0	0	0	0	1	1
	FATA	0	0	0	0	0	0	0	0
Federal Directorate of	TOTAL	1463	428	192	11	0	0	2094	6353
Education, Islamabad.	Islamabad	55	21	11	1	0	0	88	1117
	Punjab	1118	245	108	7	0	0	1478	3911
	Sindh R	62	36	15	2	0	0	115	314
	Sindh U	52	29	12	0	0	0	93	297
	KP	94	60	31	1	0	0	186	457
	Balochistan	29	16	6	0	0	0	51	91
	AJ&K	30	12	6	0	0	0	48	99
	GB	9	4	2	0	0	0	15	28
	FATA	14	5	1	0	0	0	20	39

TABLE-26
DOMICILE WISE ACTUAL STRENGTH OF FEMALE EMPLOYEES BY BASIC SCALE AND DIVISIONS / ATTACHED DEPARTMENTS / SUBORDINATE OFFICES

DIVISION/OFFICE	DOMICILE	BASIC SCALE 17 to 22						G.TOTAL BS 1-22	
		17	18	19	20	21	22		TOTAL
Federal Medical & Dental College, Islamabad.	TOTAL	22	2	0	0	0	0	24	29
	Islamabad	1	0	0	0	0	0	1	3
	Punjab	11	1	0	0	0	0	12	13
	Sindh R	1	0	0	0	0	0	1	1
	Sindh U	1	0	0	0	0	0	1	2
	KP	6	1	0	0	0	0	7	7
	Balochistan	1	0	0	0	0	0	1	1
	AJ&K	1	0	0	0	0	0	1	2
	GB	0	0	0	0	0	0	0	0
	FATA	0	0	0	0	0	0	0	0
Federal General Hospital, Prime Minister National Complex, Islamabad.	TOTAL	10	5	0	0	0	0	15	57
	Islamabad	0	0	0	0	0	0	0	21
	Punjab	5	5	0	0	0	0	10	23
	Sindh R	1	0	0	0	0	0	1	5
	Sindh U	1	0	0	0	0	0	1	2
	KP	3	0	0	0	0	0	3	5
	Balochistan	0	0	0	0	0	0	0	0
	AJ&K	0	0	0	0	0	0	0	1
	GB	0	0	0	0	0	0	0	0
	FATA	0	0	0	0	0	0	0	0
Federal Government Polyclinic, Islamabad.	TOTAL	115	18	5	1	0	0	139	544
	Islamabad	0	0	0	0	0	0	0	134
	Punjab	85	15	3	0	0	0	103	295
	Sindh R	8	0	0	0	0	0	8	17
	Sindh U	5	0	0	0	0	0	5	16
	KP	11	3	1	1	0	0	16	62
	Balochistan	1	0	1	0	0	0	2	3
	AJ&K	2	0	0	0	0	0	2	13
	GB	2	0	0	0	0	0	2	2
	FATA	1	0	0	0	0	0	1	2
Government Polytechnic Institute for women, Islamabad.	TOTAL	16	3	2	0	0	0	21	39
	Islamabad	0	0	0	0	0	0	0	2
	Punjab	12	1	0	0	0	0	13	25
	Sindh R	2	0	0	0	0	0	2	3
	Sindh U	0	1	1	0	0	0	2	2
	KP	1	0	1	0	0	0	2	4
	Balochistan	0	1	0	0	0	0	1	1
	AJ&K	0	0	0	0	0	0	0	1
	GB	0	0	0	0	0	0	0	0
	FATA	1	0	0	0	0	0	1	1

TABLE-26
DOMICILE WISE ACTUAL STRENGTH OF FEMALE EMPLOYEES BY BASIC SCALE AND DIVISIONS / ATTACHED DEPARTMENTS / SUBORDINATE OFFICES

DIVISION/OFFICE	DOMICILE	BASIC SCALE 17 to 22							G.TOTAL BS 1-22
		17	18	19	20	21	22	TOTAL	
Natioanal Trust for the	TOTAL	0	0	0	0	0	0	0	1
Disabled, Islamabad.	Islamabad	0	0	0	0	0	0	0	0
	Punjab	0	0	0	0	0	0	0	1
	Sindh R	0	0	0	0	0	0	0	0
	Sindh U	0	0	0	0	0	0	0	0
	KP	0	0	0	0	0	0	0	0
	Balochistan	0	0	0	0	0	0	0	0
	AJ&K	0	0	0	0	0	0	0	0
	GB	0	0	0	0	0	0	0	0
	FATA	0	0	0	0	0	0	0	0
National Council for the	TOTAL	1	0	0	0	0	0	1	1
Rehabilitation of Disabled	Islamabad	0	0	0	0	0	0	0	0
Persons, Islamabad.	Punjab	1	0	0	0	0	0	1	1
	Sindh R	0	0	0	0	0	0	0	0
	Sindh U	0	0	0	0	0	0	0	0
	KP	0	0	0	0	0	0	0	0
	Balochistan	0	0	0	0	0	0	0	0
	AJ&K	0	0	0	0	0	0	0	0
	GB	0	0	0	0	0	0	0	0
	FATA	0	0	0	0	0	0	0	0
National Council of	TOTAL	2	0	0	0	0	0	2	6
Social Welfare,	Islamabad	0	0	0	0	0	0	0	0
Islamabad.	Punjab	1	0	0	0	0	0	1	3
	Sindh R	0	0	0	0	0	0	0	0
	Sindh U	0	0	0	0	0	0	0	1
	KP	0	0	0	0	0	0	0	1
	Balochistan	0	0	0	0	0	0	0	0
	AJ&K	1	0	0	0	0	0	1	1
	GB	0	0	0	0	0	0	0	0
	FATA	0	0	0	0	0	0	0	0
National Institute of	TOTAL	31	5	0	0	0	0	36	82
Rehabilitation Medicine,	Islamabad	0	0	0	0	0	0	0	1
Islamabad.	Punjab	19	4	0	0	0	0	23	54
	Sindh R	2	0	0	0	0	0	2	3
	Sindh U	2	0	0	0	0	0	2	6
	KP	6	0	0	0	0	0	6	13
	Balochistan	2	0	0	0	0	0	2	2
	AJ&K	0	0	0	0	0	0	0	2
	GB	0	0	0	0	0	0	0	0
	FATA	0	1	0	0	0	0	1	1

TABLE-26
DOMICILE WISE ACTUAL STRENGTH OF FEMALE EMPLOYEES BY BASIC SCALE AND DIVISIONS / ATTACHED DEPARTMENTS / SUBORDINATE OFFICES

DIVISION/OFFICE	DOMICILE	BASIC SCALE 17 to 22							G.TOTAL BS 1-22
		17	18	19	20	21	22	TOTAL	
National Institute of	TOTAL	6	5	0	0	0	0	11	13
Science & Technical	Islamabad	0	0	0	0	0	0	0	0
Education, Islamabad.	Punjab	4	3	0	0	0	0	7	9
	Sindh R	1	0	0	0	0	0	1	1
	Sindh U	0	1	0	0	0	0	1	1
	KP	1	1	0	0	0	0	2	2
	Balochistan	0	0	0	0	0	0	0	0
	AJ&K	0	0	0	0	0	0	0	0
	GB	0	0	0	0	0	0	0	0
	FATA	0	0	0	0	0	0	0	0
Shaheed Zulfiqar Ali Bhutto	TOTAL	145	42	17	8	0	0	212	936
Medical University (PIMS),	Islamabad	0	1	0	0	0	0	1	55
Islamabad	Punjab	113	31	8	8	0	0	160	645
	Sindh R	2	1	4	0	0	0	7	29
	Sindh U	8	2	3	0	0	0	13	52
	KP	13	6	1	0	0	0	20	109
	Balochistan	4	1	1	0	0	0	6	7
	AJ&K	2	0	0	0	0	0	2	21
	GB	2	0	0	0	0	0	2	3
	FATA	1	0	0	0	0	0	1	15
Regional Training Institute,	TOTAL	6	1	1	0	0	0	8	14
Islamabad.	Islamabad	0	1	0	0	0	0	1	2
	Punjab	4	0	1	0	0	0	5	8
	Sindh R	0	0	0	0	0	0	0	0
	Sindh U	0	0	0	0	0	0	0	0
	KP	0	0	0	0	0	0	0	2
	Balochistan	1	0	0	0	0	0	1	1
	AJ&K	1	0	0	0	0	0	1	1
	GB	0	0	0	0	0	0	0	0
	FATA	0	0	0	0	0	0	0	0
Social Welfare Centre,	TOTAL	9	0	0	0	0	0	9	55
Islamabad.	Islamabad	0	0	0	0	0	0	0	21
	Punjab	8	0	0	0	0	0	8	29
	Sindh R	0	0	0	0	0	0	0	0
	Sindh U	0	0	0	0	0	0	0	0
	KP	1	0	0	0	0	0	1	2
	Balochistan	0	0	0	0	0	0	0	0
	AJ&K	0	0	0	0	0	0	0	1
	GB	0	0	0	0	0	0	0	1
	FATA	0	0	0	0	0	0	0	1

TABLE-26
DOMICILE WISE ACTUAL STRENGTH OF FEMALE EMPLOYEES BY BASIC SCALE AND DIVISIONS / ATTACHED DEPARTMENTS / SUBORDINATE OFFICES

DIVISION/OFFICE	DOMICILE	BASIC SCALE 17 to 22							G.TOTAL BS 1-22
		17	18	19	20	21	22	TOTAL	
Technical Panel on	TOTAL	0	0	1	0	0	0	1	2
Teachers Education,	Islamabad	0	0	0	0	0	0	0	1
Islamabad.	Punjab	0	0	1	0	0	0	1	1
	Sindh R	0	0	0	0	0	0	0	0
	Sindh U	0	0	0	0	0	0	0	0
	KP	0	0	0	0	0	0	0	0
	Balochistan	0	0	0	0	0	0	0	0
	AJ&K	0	0	0	0	0	0	0	0
	GB	0	0	0	0	0	0	0	0
	FATA	0	0	0	0	0	0	0	0
4. Commerce Division	G. TOTAL	14	12	5	3	2	0	36	64
Main, Islamabad.	TOTAL	6	3	1	3	1	0	14	30
	Islamabad	0	0	0	0	0	0	0	2
	Punjab	3	3	1	3	1	0	11	19
	Sindh R	1	0	0	0	0	0	1	2
	Sindh U	1	0	0	0	0	0	1	4
	KP	1	0	0	0	0	0	1	2
	Balochistan	0	0	0	0	0	0	0	0
	AJ&K	0	0	0	0	0	0	0	1
	GB	0	0	0	0	0	0	0	0
	FATA	0	0	0	0	0	0	0	0
Directorate General of	TOTAL	0	0	0	0	0	0	0	1
Trade Organizations,	Islamabad	0	0	0	0	0	0	0	0
Islamabad.	Punjab	0	0	0	0	0	0	0	1
	Sindh R	0	0	0	0	0	0	0	0
	Sindh U	0	0	0	0	0	0	0	0
	KP	0	0	0	0	0	0	0	0
	Balochistan	0	0	0	0	0	0	0	0
	AJ&K	0	0	0	0	0	0	0	0
	GB	0	0	0	0	0	0	0	0
	FATA	0	0	0	0	0	0	0	0
Pakistan Institute of	TOTAL	1	0	1	0	0	0	2	2
Trade and Development,	Islamabad	0	0	0	0	0	0	0	0
Islamabad.	Punjab	1	0	1	0	0	0	2	2
	Sindh R	0	0	0	0	0	0	0	0
	Sindh U	0	0	0	0	0	0	0	0
	KP	0	0	0	0	0	0	0	0
	Balochistan	0	0	0	0	0	0	0	0
	AJ&K	0	0	0	0	0	0	0	0
	GB	0	0	0	0	0	0	0	0
	FATA	0	0	0	0	0	0	0	0

TABLE-26
DOMICILE WISE ACTUAL STRENGTH OF FEMALE EMPLOYEES BY BASIC SCALE AND DIVISIONS / ATTACHED DEPARTMENTS / SUBORDINATE OFFICES

DIVISION/OFFICE	DOMICILE	BASIC SCALE 17 to 22							G.TOTAL BS 1-22
		17	18	19	20	21	22	TOTAL	
Trade Development	TOTAL	7	9	3	0	1	0	20	31
Authority of Pakistan,	Islamabad	0	0	0	0	0	0	0	0
Karachi.	Punjab	4	7	2	0	0	0	13	16
	Sindh R	1	1	0	0	0	0	2	2
	Sindh U	2	0	1	0	1	0	4	11
	KP	0	1	0	0	0	0	1	2
	Balochistan	0	0	0	0	0	0	0	0
	AJ&K	0	0	0	0	0	0	0	0
	GB	0	0	0	0	0	0	0	0
	FATA	0	0	0	0	0	0	0	0
5. Communications &	G. TOTAL	20	10	1	3	1	0	35	981
Postal Services	TOTAL	0	0	0	0	0	0	0	6
Division	Islamabad	0	0	0	0	0	0	0	0
Main, Islamabad.	Punjab	0	0	0	0	0	0	0	5
	Sindh R	0	0	0	0	0	0	0	0
	Sindh U	0	0	0	0	0	0	0	0
	KP	0	0	0	0	0	0	0	0
	Balochistan	0	0	0	0	0	0	0	0
	AJ&K	0	0	0	0	0	0	0	1
	GB	0	0	0	0	0	0	0	0
	FATA	0	0	0	0	0	0	0	0
Construction Technology	TOTAL	0	0	0	0	0	0	0	0
Training Institute,	Islamabad	0	0	0	0	0	0	0	0
Islamabad.	Punjab	0	0	0	0	0	0	0	0
	Sindh R	0	0	0	0	0	0	0	0
	Sindh U	0	0	0	0	0	0	0	0
	KP	0	0	0	0	0	0	0	0
	Balochistan	0	0	0	0	0	0	0	0
	AJ&K	0	0	0	0	0	0	0	0
	GB	0	0	0	0	0	0	0	0
	FATA	0	0	0	0	0	0	0	0
National Highways &	TOTAL	2	2	0	1	0	0	5	225
Motorways Police,	Islamabad	0	0	0	0	0	0	0	3
Islamabad.	Punjab	1	2	0	0	0	0	3	160
	Sindh R	0	0	0	0	0	0	0	17
	Sindh U	0	0	0	0	0	0	0	5
	KP	0	0	0	0	0	0	0	31
	Balochistan	1	0	0	1	0	0	2	7
	AJ&K	0	0	0	0	0	0	0	1
	GB	0	0	0	0	0	0	0	1
	FATA	0	0	0	0	0	0	0	0

TABLE-26
DOMICILE WISE ACTUAL STRENGTH OF FEMALE EMPLOYEES BY BASIC SCALE AND DIVISIONS / ATTACHED DEPARTMENTS / SUBORDINATE OFFICES

DIVISION/OFFICE	DOMICILE	BASIC SCALE 17 to 22							G.TOTAL BS 1-22
		17	18	19	20	21	22	TOTAL	
National Transport	TOTAL	0	0	1	0	0	0	1	3
Research Centre,	Islamabad	0	0	0	0	0	0	0	0
Islamabad.	Punjab	0	0	1	0	0	0	1	3
	Sindh R	0	0	0	0	0	0	0	0
	Sindh U	0	0	0	0	0	0	0	0
	KP	0	0	0	0	0	0	0	0
	Balochistan	0	0	0	0	0	0	0	0
	AJ&K	0	0	0	0	0	0	0	0
	GB	0	0	0	0	0	0	0	0
	FATA	0	0	0	0	0	0	0	0
Pakistan Post Office	TOTAL	18	8	0	2	1	0	29	747
Department,	Islamabad	2	0	0	0	0	0	2	29
(Over all Pakistan).	Punjab	11	8	0	1	1	0	21	456
	Sindh R	0	0	0	0	0	0	0	168
	Sindh U	1	0	0	0	0	0	1	17
	KP	2	0	0	1	0	0	3	55
	Balochistan	0	0	0	0	0	0	0	14
	AJ&K	2	0	0	0	0	0	2	5
	GB	0	0	0	0	0	0	0	3
	FATA	0	0	0	0	0	0	0	0
6. Climate Change	G. TOTAL	0	2	1	0	0	0	3	9
Division	TOTAL	0	1	1	0	0	0	2	3
Main, Islamabad.	Islamabad	0	0	0	0	0	0	0	0
	Punjab	0	1	0	0	0	0	1	2
	Sindh R	0	0	1	0	0	0	1	1
	Sindh U	0	0	0	0	0	0	0	0
	KP	0	0	0	0	0	0	0	0
	Balochistan	0	0	0	0	0	0	0	0
	AJ&K	0	0	0	0	0	0	0	0
	GB	0	0	0	0	0	0	0	0
	FATA	0	0	0	0	0	0	0	0
Pakistan Environmental	TOTAL	0	1	0	0	0	0	1	1
Protection Agency,	Islamabad	0	0	0	0	0	0	0	0
Islamabad.	Punjab	0	0	0	0	0	0	0	0
	Sindh R	0	0	0	0	0	0	0	0
	Sindh U	0	0	0	0	0	0	0	0
	KP	0	1	0	0	0	0	1	1
	Balochistan	0	0	0	0	0	0	0	0
	AJ&K	0	0	0	0	0	0	0	0
	GB	0	0	0	0	0	0	0	0
	FATA	0	0	0	0	0	0	0	0

TABLE-26
DOMICILE WISE ACTUAL STRENGTH OF FEMALE EMPLOYEES BY BASIC SCALE AND DIVISIONS / ATTACHED DEPARTMENTS / SUBORDINATE OFFICES

DIVISION/OFFICE	DOMICILE	BASIC SCALE 17 to 22							G.TOTAL BS 1-22
		17	18	19	20	21	22	TOTAL	
Zoological Survey of	TOTAL	0	0	0	0	0	0	0	5
Pakistan, Islamabad.	Islamabad	0	0	0	0	0	0	0	0
	Punjab	0	0	0	0	0	0	0	3
	Sindh R	0	0	0	0	0	0	0	0
	Sindh U	0	0	0	0	0	0	0	2
	KP	0	0	0	0	0	0	0	0
	Balochistan	0	0	0	0	0	0	0	0
	AJ&K	0	0	0	0	0	0	0	0
	GB	0	0	0	0	0	0	0	0
	FATA	0	0	0	0	0	0	0	0
7. Defence Division	G. TOTAL	1234	235	120	6	0	0	1595	10088
Main, Rawalpindi.	TOTAL	0	2	0	0	0	0	2	18
	Islamabad	0	0	0	0	0	0	0	0
	Punjab	0	2	0	0	0	0	2	14
	Sindh R	0	0	0	0	0	0	0	1
	Sindh U	0	0	0	0	0	0	0	1
	KP	0	0	0	0	0	0	0	1
	Balochistan	0	0	0	0	0	0	0	0
	AJ&K	0	0	0	0	0	0	0	0
	GB	0	0	0	0	0	0	0	1
	FATA	0	0	0	0	0	0	0	0
Director General ISI,	TOTAL	8	12	0	0	0	0	20	47
Islamabad.	Islamabad	0	1	0	0	0	0	1	6
	Punjab	4	10	0	0	0	0	14	30
	Sindh R	1	0	0	0	0	0	1	3
	Sindh U	2	0	0	0	0	0	2	2
	KP	0	1	0	0	0	0	1	5
	Balochistan	0	0	0	0	0	0	0	0
	AJ&K	1	0	0	0	0	0	1	1
	GB	0	0	0	0	0	0	0	0
	FATA	0	0	0	0	0	0	0	0
Federal Government	TOTAL	1140	210	116	5	0	0	1471	4006
Educational Institutions	Islamabad	2	0	1	0	0	0	3	8
(Cantt./Garrison)	Punjab	681	135	66	5	0	0	887	2368
Directorate, Rawalpindi.	Sindh R	75	11	7	0	0	0	93	270
	Sindh U	85	14	8	0	0	0	107	305
	KP	188	31	22	0	0	0	241	617
	Balochistan	52	6	5	0	0	0	63	194
	AJ&K	30	9	5	0	0	0	44	123
	GB	18	4	1	0	0	0	23	69
	FATA	9	0	1	0	0	0	10	52

TABLE-26
DOMICILE WISE ACTUAL STRENGTH OF FEMALE EMPLOYEES BY BASIC SCALE AND DIVISIONS / ATTACHED DEPARTMENTS / SUBORDINATE OFFICES

DIVISION/OFFICE	DOMICILE	BASIC SCALE 17 to 22							G.TOTAL BS 1-22
		17	18	19	20	21	22	TOTAL	
General Headquarters,	TOTAL	3	4	2	0	0	0	9	3671
COAS, Sectt. SD, Dte,	Islamabad	0	0	0	0	0	0	0	266
Rawalpindi.	Punjab	2	2	0	0	0	0	4	2710
	Sindh R	0	0	2	0	0	0	2	123
	Sindh U	0	1	0	0	0	0	1	92
	KP	1	0	0	0	0	0	1	99
	Balochistan	0	0	0	0	0	0	0	120
	AJ&K	0	0	0	0	0	0	0	35
	GB	0	1	0	0	0	0	1	96
	FATA	0	0	0	0	0	0	0	130
Joint Staff Headquarter,	TOTAL	0	0	0	0	0	0	0	1
Chakala, Rawalpindi.	Islamabad	0	0	0	0	0	0	0	1
	Punjab	0	0	0	0	0	0	0	0
	Sindh R	0	0	0	0	0	0	0	0
	Sindh U	0	0	0	0	0	0	0	0
	KP	0	0	0	0	0	0	0	0
	Balochistan	0	0	0	0	0	0	0	0
	AJ&K	0	0	0	0	0	0	0	0
	GB	0	0	0	0	0	0	0	0
	FATA	0	0	0	0	0	0	0	0
Military Lands &	TOTAL	9	0	2	1	0	0	12	16
Cantonments	Islamabad	0	0	0	0	0	0	0	0
Department, Rawalpindi.	Punjab	5	0	1	0	0	0	6	10
	Sindh R	0	0	0	0	0	0	0	0
	Sindh U	1	0	0	1	0	0	2	2
	KP	3	0	0	0	0	0	3	3
	Balochistan	0	0	1	0	0	0	1	1
	AJ&K	0	0	0	0	0	0	0	0
	GB	0	0	0	0	0	0	0	0
	FATA	0	0	0	0	0	0	0	0
Pakistan Air Force,	TOTAL	3	0	0	0	0	0	3	1038
Peshawar	Islamabad	0	0	0	0	0	0	0	11
	Punjab	3	0	0	0	0	0	3	620
	Sindh R	0	0	0	0	0	0	0	66
	Sindh U	0	0	0	0	0	0	0	148
	KP	0	0	0	0	0	0	0	166
	Balochistan	0	0	0	0	0	0	0	12
	AJ&K	0	0	0	0	0	0	0	14
	GB	0	0	0	0	0	0	0	0
	FATA	0	0	0	0	0	0	0	1

TABLE-26
DOMICILE WISE ACTUAL STRENGTH OF FEMALE EMPLOYEES BY BASIC SCALE AND DIVISIONS / ATTACHED DEPARTMENTS / SUBORDINATE OFFICES

DIVISION/OFFICE	DOMICILE	BASIC SCALE 17 to 22							G.TOTAL BS 1-22
		17	18	19	20	21	22	TOTAL	
Pakistan Navy Civilian	TOTAL	6	3	0	0	0	0	9	731
Authority, Naval	Islamabad	0	1	0	0	0	0	1	16
Headquarter,	Punjab	2	2	0	0	0	0	4	181
Islamabad, Karachi.	Sindh R	4	0	0	0	0	0	4	466
	Sindh U	0	0	0	0	0	0	0	30
	KP	0	0	0	0	0	0	0	17
	Balochistan	0	0	0	0	0	0	0	16
	AJ&K	0	0	0	0	0	0	0	4
	GB	0	0	0	0	0	0	0	0
	FATA	0	0	0	0	0	0	0	1
Pakistan Armed Services	TOTAL	0	0	0	0	0	0	0	0
Board, (PASB) Department,	Islamabad	0	0	0	0	0	0	0	0
Rawalpindi.	Punjab	0	0	0	0	0	0	0	0
	Sindh R	0	0	0	0	0	0	0	0
	Sindh U	0	0	0	0	0	0	0	0
	KP	0	0	0	0	0	0	0	0
	Balochistan	0	0	0	0	0	0	0	0
	AJ&K	0	0	0	0	0	0	0	0
	GB	0	0	0	0	0	0	0	0
	FATA	0	0	0	0	0	0	0	0
Pakistan Maritime Security	TOTAL	0	0	0	0	0	0	0	1
Agency, Karachi,	Islamabad	0	0	0	0	0	0	0	0
	Punjab	0	0	0	0	0	0	0	0
	Sindh R	0	0	0	0	0	0	0	0
	Sindh U	0	0	0	0	0	0	0	1
	KP	0	0	0	0	0	0	0	0
	Balochistan	0	0	0	0	0	0	0	0
	AJ&K	0	0	0	0	0	0	0	0
	GB	0	0	0	0	0	0	0	0
	FATA	0	0	0	0	0	0	0	0
Pakistan Military Accounts	TOTAL	60	2	0	0	0	0	62	463
Department, Rawalpindi.	Islamabad	1	0	0	0	0	0	1	3
	Punjab	47	1	0	0	0	0	48	311
	Sindh R	0	1	0	0	0	0	1	16
	Sindh U	7	0	0	0	0	0	7	84
	KP	4	0	0	0	0	0	4	33
	Balochistan	1	0	0	0	0	0	1	10
	AJ&K	0	0	0	0	0	0	0	4
	GB	0	0	0	0	0	0	0	1
	FATA	0	0	0	0	0	0	0	1

TABLE-26
DOMICILE WISE ACTUAL STRENGTH OF FEMALE EMPLOYEES BY BASIC SCALE AND DIVISIONS / ATTACHED DEPARTMENTS / SUBORDINATE OFFICES

DIVISION/OFFICE	DOMICILE	BASIC SCALE 17 to 22						G.TOTAL BS 1-22	
		17	18	19	20	21	22		TOTAL
Survey of Pakistan,	TOTAL	5	2	0	0	0	0	7	96
Rawalpindi.	Islamabad	0	0	0	0	0	0	0	0
	Punjab	3	2	0	0	0	0	5	71
	Sindh R	1	0	0	0	0	0	1	5
	Sindh U	1	0	0	0	0	0	1	14
	KP	0	0	0	0	0	0	0	3
	Balochistan	0	0	0	0	0	0	0	2
	AJ&K	0	0	0	0	0	0	0	1
	GB	0	0	0	0	0	0	0	0
	FATA	0	0	0	0	0	0	0	0
8. Defence Production	G. TOTAL	0	0	0	0	0	0	0	29
Division	TOTAL	0	0	0	0	0	0	0	6
Main, Rawalpindi.	Islamabad	0	0	0	0	0	0	0	0
	Punjab	0	0	0	0	0	0	0	5
	Sindh R	0	0	0	0	0	0	0	0
	Sindh U	0	0	0	0	0	0	0	1
	KP	0	0	0	0	0	0	0	0
	Balochistan	0	0	0	0	0	0	0	0
	AJ&K	0	0	0	0	0	0	0	0
	GB	0	0	0	0	0	0	0	0
	FATA	0	0	0	0	0	0	0	0
Armament Research and	TOTAL	0	0	0	0	0	0	0	2
Development	Islamabad	0	0	0	0	0	0	0	0
Establishment,	Punjab	0	0	0	0	0	0	0	0
Rawalpindi.	Sindh R	0	0	0	0	0	0	0	1
	Sindh U	0	0	0	0	0	0	0	0
	KP	0	0	0	0	0	0	0	0
	Balochistan	0	0	0	0	0	0	0	0
	AJ&K	0	0	0	0	0	0	0	0
	GB	0	0	0	0	0	0	0	0
	FATA	0	0	0	0	0	0	0	0
Defence Export	TOTAL	0	0	0	0	0	0	0	0
Promotion Organization,	Islamabad	0	0	0	0	0	0	0	0
Islamabad.	Punjab	0	0	0	0	0	0	0	0
	Sindh R	0	0	0	0	0	0	0	0
	Sindh U	0	0	0	0	0	0	0	0
	KP	0	0	0	0	0	0	0	0
	Balochistan	0	0	0	0	0	0	0	0
	AJ&K	0	0	0	0	0	0	0	0
	GB	0	0	0	0	0	0	0	0
	FATA	0	0	0	0	0	0	0	0

TABLE-26
DOMICILE WISE ACTUAL STRENGTH OF FEMALE EMPLOYEES BY BASIC SCALE AND DIVISIONS / ATTACHED DEPARTMENTS / SUBORDINATE OFFICES

DIVISION/OFFICE	DOMICILE	BASIC SCALE 17 to 22							G.TOTAL BS 1-22
		17	18	19	20	21	22	TOTAL	
Institute of Optronics,	TOTAL	0	0	0	0	0	0	0	16
Rawalpindi.	Islamabad	0	0	0	0	0	0	0	0
	Punjab	0	0	0	0	0	0	0	11
	Sindh R	0	0	0	0	0	0	0	2
	Sindh U	0	0	0	0	0	0	0	1
	KP	0	0	0	0	0	0	0	2
	Balochistan	0	0	0	0	0	0	0	0
	AJ&K	0	0	0	0	0	0	0	0
	GB	0	0	0	0	0	0	0	0
	FATA	0	0	0	0	0	0	0	0
Military Vehicles	TOTAL	0	0	0	0	0	0	0	5
Research and	Islamabad	0	0	0	0	0	0	0	0
Development, Rawalpindi.	Punjab	0	0	0	0	0	0	0	4
	Sindh R	0	0	0	0	0	0	0	0
	Sindh U	0	0	0	0	0	0	0	0
	KP	0	0	0	0	0	0	0	0
	Balochistan	0	0	0	0	0	0	0	0
	AJ&K	0	0	0	0	0	0	0	1
	GB	0	0	0	0	0	0	0	0
	FATA	0	0	0	0	0	0	0	0
9. Economic Affairs	TOTAL	0	6	1	1	1	0	9	42
Division, Islamabad.	Islamabad	0	0	0	0	0	0	0	0
	Punjab	0	4	0	1	1	0	6	26
	Sindh R	0	0	0	0	0	0	0	0
	Sindh U	0	0	0	0	0	0	0	5
	KP	0	0	0	0	0	0	0	6
	Balochistan	0	0	0	0	0	0	0	0
	AJ&K	0	2	1	0	0	0	3	4
	GB	0	0	0	0	0	0	0	1
	FATA	0	0	0	0	0	0	0	0
	G. TOTAL	7	18	2	0	0	0	27	299
10. Establishment	TOTAL	3	13	1	0	0	0	17	52
Division	Islamabad	2	2	0	0	0	0	4	7
Main, Islamabad.	Punjab	1	7	1	0	0	0	9	38
	Sindh R	0	2	0	0	0	0	2	3
	Sindh U	0	0	0	0	0	0	0	1
	KP	0	1	0	0	0	0	1	2
	Balochistan	0	0	0	0	0	0	0	0
	AJ&K	0	0	0	0	0	0	0	0
	GB	0	0	0	0	0	0	0	0
	FATA	0	1	0	0	0	0	1	1

TABLE-26
DOMICILE WISE ACTUAL STRENGTH OF FEMALE EMPLOYEES BY BASIC SCALE AND DIVISIONS / ATTACHED DEPARTMENTS / SUBORDINATE OFFICES

DIVISION/OFFICE	DOMICILE	BASIC SCALE 17 to 22						G.TOTAL BS 1-22	
		17	18	19	20	21	22		TOTAL
Akhtar Hameed Khan	TOTAL	0	1	0	0	0	0	1	3
National Centre for Rural	Islamabad	0	0	0	0	0	0	0	0
Development,	Punjab	0	1	0	0	0	0	1	2
Islamabad.	Sindh R	0	0	0	0	0	0	0	0
	Sindh U	0	0	0	0	0	0	0	0
	KP	0	0	0	0	0	0	0	0
	Balochistan	0	0	0	0	0	0	0	0
	AJ&K	0	0	0	0	0	0	0	1
	GB	0	0	0	0	0	0	0	0
	FATA	0	0	0	0	0	0	0	0
	TOTAL	2	2	1	0	0	0	5	20
Federal Public Service	Islamabad	0	0	0	0	0	0	0	1
Commission, Islamabad.	Punjab	1	1	1	0	0	0	3	10
	Sindh R	0	0	0	0	0	0	0	2
	Sindh U	0	0	0	0	0	0	0	3
	KP	1	1	0	0	0	0	2	3
	Balochistan	0	0	0	0	0	0	0	0
	AJ&K	0	0	0	0	0	0	0	1
	GB	0	0	0	0	0	0	0	0
	FATA	0	0	0	0	0	0	0	0
	TOTAL	0	2	0	0	0	0	2	8
Secretariat Training	Islamabad	0	0	0	0	0	0	0	2
Institute, Islamabad.	Punjab	0	2	0	0	0	0	2	6
	Sindh R	0	0	0	0	0	0	0	0
	Sindh U	0	0	0	0	0	0	0	0
	KP	0	0	0	0	0	0	0	0
	Balochistan	0	0	0	0	0	0	0	0
	AJ&K	0	0	0	0	0	0	0	0
	GB	0	0	0	0	0	0	0	0
	FATA	0	0	0	0	0	0	0	0
	TOTAL	2	0	0	0	0	0	2	68
Staff Welfare	Islamabad	0	0	0	0	0	0	0	5
Organization, Islamabad.	Punjab	1	0	0	0	0	0	1	34
	Sindh R	0	0	0	0	0	0	0	3
	Sindh U	1	0	0	0	0	0	1	6
	KP	0	0	0	0	0	0	0	9
	Balochistan	0	0	0	0	0	0	0	11
	AJ&K	0	0	0	0	0	0	0	0
	GB	0	0	0	0	0	0	0	0
	FATA	0	0	0	0	0	0	0	0

TABLE-26
DOMICILE WISE ACTUAL STRENGTH OF FEMALE EMPLOYEES BY BASIC SCALE AND DIVISIONS / ATTACHED DEPARTMENTS / SUBORDINATE OFFICES

11.	DIVISION/OFFICE	DOMICILE	BASIC SCALE 17 to 22						G.TOTAL BS 1-22	
			17	18	19	20	21	22		TOTAL
	Federal Education & Professional Training Division	G. TOTAL	1	3	0	2	0	0	6	20
		TOTAL	0	0	0	1	0	0	1	6
	Main, Islamabad.	Islamabad	0	0	0	0	0	0	0	1
		Punjab	0	0	0	1	0	0	1	3
		Sindh R	0	0	0	0	0	0	0	0
		Sindh U	0	0	0	0	0	0	0	1
		KP	0	0	0	0	0	0	0	0
		Balochistan	0	0	0	0	0	0	0	0
		AJ&K	0	0	0	0	0	0	0	0
		GB	0	0	0	0	0	0	0	0
		FATA	0	0	0	0	0	0	0	1
	Academy of Educational Planning & Management, Islamabad.	TOTAL	0	1	0	0	0	0	1	1
		Islamabad	0	0	0	0	0	0	0	0
		Punjab	0	0	0	0	0	0	0	0
		Sindh R	0	1	0	0	0	0	1	1
		Sindh U	0	0	0	0	0	0	0	0
		KP	0	0	0	0	0	0	0	0
		Balochistan	0	0	0	0	0	0	0	0
		AJ&K	0	0	0	0	0	0	0	0
		GB	0	0	0	0	0	0	0	0
		FATA	0	0	0	0	0	0	0	0
	National Talent Pool, Islamabad	TOTAL	0	1	0	0	0	0	1	3
		Islamabad	0	0	0	0	0	0	0	0
		Punjab	0	1	0	0	0	0	1	2
		Sindh R	0	0	0	0	0	0	0	0
		Sindh U	0	0	0	0	0	0	0	0
		KP	0	0	0	0	0	0	0	0
		Balochistan	0	0	0	0	0	0	0	1
		AJ&K	0	0	0	0	0	0	0	0
		GB	0	0	0	0	0	0	0	0
		FATA	0	0	0	0	0	0	0	0
	National Training Bureau, Islamabad	TOTAL	0	0	0	0	0	0	0	6
		Islamabad	0	0	0	0	0	0	0	2
		Punjab	0	0	0	0	0	0	0	4
		Sindh R	0	0	0	0	0	0	0	0
		Sindh U	0	0	0	0	0	0	0	0
		KP	0	0	0	0	0	0	0	0
		Balochistan	0	0	0	0	0	0	0	0
		AJ&K	0	0	0	0	0	0	0	0
		GB	0	0	0	0	0	0	0	0
		FATA	0	0	0	0	0	0	0	0

TABLE-26
DOMICILE WISE ACTUAL STRENGTH OF FEMALE EMPLOYEES BY BASIC SCALE AND DIVISIONS / ATTACHED DEPARTMENTS / SUBORDINATE OFFICES

DIVISION/OFFICE	DOMICILE	BASIC SCALE 17 to 22							G.TOTAL BS 1-22
		17	18	19	20	21	22	TOTAL	
Pakistan Manpower	TOTAL	0	1	0	1	0	0	2	3
Institute, Islamabad.	Islamabad	0	1	0	0	0	0	1	1
	Punjab	0	0	0	0	0	0	0	1
	Sindh R	0	0	0	0	0	0	0	0
	Sindh U	0	0	0	0	0	0	0	0
	KP	0	0	0	1	0	0	1	1
	Balochistan	0	0	0	0	0	0	0	0
	AJ&K	0	0	0	0	0	0	0	0
	GB	0	0	0	0	0	0	0	0
	FATA	0	0	0	0	0	0	0	0
Pakistan National	TOTAL	1	0	0	0	0	0	1	1
Commission for	Islamabad	0	0	0	0	0	0	0	0
UNESCO,	Punjab	1	0	0	0	0	0	1	1
Islamabad.	Sindh R	0	0	0	0	0	0	0	0
	Sindh U	0	0	0	0	0	0	0	0
	KP	0	0	0	0	0	0	0	0
	Balochistan	0	0	0	0	0	0	0	0
	AJ&K	0	0	0	0	0	0	0	0
	GB	0	0	0	0	0	0	0	0
	FATA	0	0	0	0	0	0	0	0
12. Finance Division	G. TOTAL	186	91	27	16	3	2	325	904
Main, Islamabad.	TOTAL	13	9	3	2	0	0	27	49
	Islamabad	0	1	0	0	0	0	1	8
	Punjab	9	6	3	2	0	0	20	33
	Sindh R	0	1	0	0	0	0	1	2
	Sindh U	1	1	0	0	0	0	2	3
	KP	3	0	0	0	0	0	3	3
	Balochistan	0	0	0	0	0	0	0	0
	AJ&K	0	0	0	0	0	0	0	0
	GB	0	0	0	0	0	0	0	0
	FATA	0	0	0	0	0	0	0	0
Finance (Military),	TOTAL	0	3	0	0	0	0	3	6
Rawalpindi.	Islamabad	0	0	0	0	0	0	0	0
	Punjab	0	1	0	0	0	0	1	4
	Sindh R	0	0	0	0	0	0	0	0
	Sindh U	0	0	0	0	0	0	0	0
	KP	0	1	0	0	0	0	1	1
	Balochistan	0	0	0	0	0	0	0	0
	AJ&K	0	0	0	0	0	0	0	0
	GB	0	0	0	0	0	0	0	0
	FATA	0	1	0	0	0	0	1	1

TABLE-26
DOMICILE WISE ACTUAL STRENGTH OF FEMALE EMPLOYEES BY BASIC SCALE AND DIVISIONS / ATTACHED DEPARTMENTS / SUBORDINATE OFFICES

DIVISION/OFFICE	DOMICILE	BASIC SCALE 17 to 22						G.TOTAL BS 1-22	
		17	18	19	20	21	22		TOTAL
Central Directorate of	TOTAL	61	9	8	0	0	0	78	290
National Savings,	Islamabad	1	0	0	0	0	0	1	10
Islamabad.	Punjab	35	5	5	0	0	0	45	172
	Sindh R	10	0	1	0	0	0	11	31
	Sindh U	5	0	2	0	0	0	7	28
	KP	8	1	0	0	0	0	9	30
	Balochistan	1	3	0	0	0	0	4	15
	AJ&K	0	0	0	0	0	0	0	3
	GB	0	0	0	0	0	0	0	0
	FATA	1	0	0	0	0	0	1	1
Controller General of	TOTAL	38	6	3	2	0	0	49	280
Accounts, HQ, Islamabad.	Islamabad	0	0	0	0	0	0	0	6
	Punjab	23	4	2	1	0	0	30	190
	Sindh R	5	0	1	0	0	0	6	16
	Sindh U	3	1	0	1	0	0	5	31
	KP	5	1	0	0	0	0	6	25
	Balochistan	1	0	0	0	0	0	1	4
	AJ&K	1	0	0	0	0	0	1	8
	GB	0	0	0	0	0	0	0	0
	FATA	0	0	0	0	0	0	0	0
Federal Treasury Office,	TOTAL	0	0	0	0	0	0	0	5
Islamabad.	Islamabad	0	0	0	0	0	0	0	0
	Punjab	0	0	0	0	0	0	0	4
	Sindh R	0	0	0	0	0	0	0	0
	Sindh U	0	0	0	0	0	0	0	1
	KP	0	0	0	0	0	0	0	0
	Balochistan	0	0	0	0	0	0	0	0
	AJ&K	0	0	0	0	0	0	0	0
	GB	0	0	0	0	0	0	0	0
	FATA	0	0	0	0	0	0	0	0
Office of the Auditor	TOTAL	73	63	13	12	3	2	166	240
General of Pakistan, HQ,	Islamabad	0	0	0	0	0	0	0	0
Islamabad.	Punjab	35	51	7	8	1	2	104	153
	Sindh R	12	1	2	0	0	0	15	16
	Sindh U	16	3	1	2	1	0	23	43
	KP	6	5	2	1	1	0	15	16
	Balochistan	2	2	0	0	0	0	4	6
	AJ&K	1	0	1	1	0	0	3	3
	GB	0	0	0	0	0	0	0	1
	FATA	1	1	0	0	0	0	2	2

TABLE-26
DOMICILE WISE ACTUAL STRENGTH OF FEMALE EMPLOYEES BY BASIC SCALE AND DIVISIONS / ATTACHED DEPARTMENTS / SUBORDINATE OFFICES

DIVISION/OFFICE	DOMICILE	BASIC SCALE 17 to 22							G.TOTAL BS 1-22
		17	18	19	20	21	22	TOTAL	
Pakistan Mint, Lahore.	TOTAL	1	1	0	0	0	0	2	34
	Islamabad	0	0	0	0	0	0	0	16
	Punjab	1	1	0	0	0	0	2	18
	Sindh R	0	0	0	0	0	0	0	0
	Sindh U	0	0	0	0	0	0	0	0
	KP	0	0	0	0	0	0	0	0
	Balochistan	0	0	0	0	0	0	0	0
	AJ&K	0	0	0	0	0	0	0	0
	GB	0	0	0	0	0	0	0	0
	FATA	0	0	0	0	0	0	0	0
13. Foreign Affairs	TOTAL	43	22	8	9	4	3	89	160
Division	Islamabad	0	0	0	1	0	0	1	1
Main, (Including Pakistan	Punjab	22	15	6	4	3	3	53	107
Missions Abroad), Islamabad.	Sindh R	5	0	0	1	0	0	6	9
	Sindh U	7	2	0	1	0	0	10	14
	KP	4	4	2	2	0	0	12	18
	Balochistan	3	1	0	0	0	0	4	5
	AJ&K	0	0	0	0	1	0	1	2
	GB	0	0	0	0	0	0	0	0
	FATA	2	0	0	0	0	0	2	4
14. Housing & Works	G. TOTAL	10	4	1	0	0	0	15	58
Division	TOTAL	0	0	0	0	0	0	0	6
Main, Islamabad.	Islamabad	0	0	0	0	0	0	0	0
	Punjab	0	0	0	0	0	0	0	3
	Sindh R	0	0	0	0	0	0	0	0
	Sindh U	0	0	0	0	0	0	0	0
	KP	0	0	0	0	0	0	0	2
	Balochistan	0	0	0	0	0	0	0	0
	AJ&K	0	0	0	0	0	0	0	0
	GB	0	0	0	0	0	0	0	1
	FATA	0	0	0	0	0	0	0	0
Estate Office, Islamabad.	TOTAL	1	0	0	0	0	0	1	11
	Islamabad	0	0	0	0	0	0	0	0
	Punjab	1	0	0	0	0	0	1	3
	Sindh R	0	0	0	0	0	0	0	1
	Sindh U	0	0	0	0	0	0	0	5
	KP	0	0	0	0	0	0	0	1
	Balochistan	0	0	0	0	0	0	0	1
	AJ&K	0	0	0	0	0	0	0	0
	GB	0	0	0	0	0	0	0	0
	FATA	0	0	0	0	0	0	0	0

TABLE-26
DOMICILE WISE ACTUAL STRENGTH OF FEMALE EMPLOYEES BY BASIC SCALE AND DIVISIONS / ATTACHED DEPARTMENTS / SUBORDINATE OFFICES

DIVISION/OFFICE	DOMICILE	BASIC SCALE 17 to 22							G.TOTAL BS 1-22
		17	18	19	20	21	22	TOTAL	
National Housing	TOTAL	0	0	1	0	0	0	1	1
Authority, Islamabad.	Islamabad	0	0	0	0	0	0	0	0
	Punjab	0	0	0	0	0	0	0	0
	Sindh R	0	0	1	0	0	0	1	1
	Sindh U	0	0	0	0	0	0	0	0
	KP	0	0	0	0	0	0	0	0
	Balochistan	0	0	0	0	0	0	0	0
	AJ&K	0	0	0	0	0	0	0	0
	GB	0	0	0	0	0	0	0	0
	FATA	0	0	0	0	0	0	0	0
Pakistan Public Works	TOTAL	9	4	0	0	0	0	13	40
Department, HQ,	Islamabad	0	0	0	0	0	0	0	0
Islamabad.	Punjab	4	3	0	0	0	0	7	8
	Sindh R	1	0	0	0	0	0	1	24
	Sindh U	3	0	0	0	0	0	3	6
	KP	1	1	0	0	0	0	2	2
	Balochistan	0	0	0	0	0	0	0	0
	AJ&K	0	0	0	0	0	0	0	0
	GB	0	0	0	0	0	0	0	0
	FATA	0	0	0	0	0	0	0	0
15. Human Rights	G. TOTAL	9	5	1	1	0	0	16	42
Division	TOTAL	3	3	1	1	0	0	8	27
Main, Islamabad.	Islamabad	0	0	0	0	0	0	0	3
	Punjab	2	3	1	1	0	0	7	17
	Sindh R	1	0	0	0	0	0	1	2
	Sindh U	0	0	0	0	0	0	0	2
	KP	0	0	0	0	0	0	0	1
	Balochistan	0	0	0	0	0	0	0	0
	AJ&K	0	0	0	0	0	0	0	1
	GB	0	0	0	0	0	0	0	1
	FATA	0	0	0	0	0	0	0	0
Implementation of	TOTAL	0	0	0	0	0	0	0	1
National Plan of Action	Islamabad	0	0	0	0	0	0	0	0
for Children,	Punjab	0	0	0	0	0	0	0	1
Islamabad.	Sindh R	0	0	0	0	0	0	0	0
	Sindh U	0	0	0	0	0	0	0	0
	KP	0	0	0	0	0	0	0	0
	Balochistan	0	0	0	0	0	0	0	0
	AJ&K	0	0	0	0	0	0	0	0
	GB	0	0	0	0	0	0	0	0
	FATA	0	0	0	0	0	0	0	0

TABLE-26
DOMICILE WISE ACTUAL STRENGTH OF FEMALE EMPLOYEES BY BASIC SCALE AND DIVISIONS / ATTACHED DEPARTMENTS / SUBORDINATE OFFICES

DIVISION/OFFICE	DOMICILE	BASIC SCALE 17 to 22							G.TOTAL BS 1-22
		17	18	19	20	21	22	TOTAL	
National Commission for	TOTAL	0	0	0	0	0	0	0	0
the Child Welfare &	Islamabad	0	0	0	0	0	0	0	0
Development, Islamabad.	Punjab	0	0	0	0	0	0	0	0
	Sindh R	0	0	0	0	0	0	0	0
	Sindh U	0	0	0	0	0	0	0	0
	KP	0	0	0	0	0	0	0	0
	Balochistan	0	0	0	0	0	0	0	0
	AJ&K	0	0	0	0	0	0	0	0
	GB	0	0	0	0	0	0	0	0
	FATA	0	0	0	0	0	0	0	0
Shaheed Benazir Bhutto	TOTAL	6	2	0	0	0	0	8	14
Centre for Women,	Islamabad	0	1	0	0	0	0	1	2
Islamabad.	Punjab	2	0	0	0	0	0	2	6
	Sindh R	0	0	0	0	0	0	0	0
	Sindh U	0	1	0	0	0	0	1	1
	KP	4	0	0	0	0	0	4	5
	Balochistan	0	0	0	0	0	0	0	0
	AJ&K	0	0	0	0	0	0	0	0
	GB	0	0	0	0	0	0	0	0
	FATA	0	0	0	0	0	0	0	0
16. Industries &	G. TOTAL	2	0	0	0	0	0	2	22
Production Division	TOTAL	2	0	0	0	0	0	2	22
Main, Islamabad.	Islamabad	0	0	0	0	0	0	0	8
	Punjab	1	0	0	0	0	0	1	9
	Sindh R	0	0	0	0	0	0	0	0
	Sindh U	0	0	0	0	0	0	0	0
	KP	1	0	0	0	0	0	1	3
	Balochistan	0	0	0	0	0	0	0	2
	AJ&K	0	0	0	0	0	0	0	0
	GB	0	0	0	0	0	0	0	0
	FATA	0	0	0	0	0	0	0	0
Department of	TOTAL	0	0	0	0	0	0	0	0
Explosives, HQ,	Islamabad	0	0	0	0	0	0	0	0
Rawalpindi.	Punjab	0	0	0	0	0	0	0	0
	Sindh R	0	0	0	0	0	0	0	0
	Sindh U	0	0	0	0	0	0	0	0
	KP	0	0	0	0	0	0	0	0
	Balochistan	0	0	0	0	0	0	0	0
	AJ&K	0	0	0	0	0	0	0	0
	GB	0	0	0	0	0	0	0	0
	FATA	0	0	0	0	0	0	0	0

TABLE-26
DOMICILE WISE ACTUAL STRENGTH OF FEMALE EMPLOYEES BY BASIC SCALE AND DIVISIONS / ATTACHED DEPARTMENTS / SUBORDINATE OFFICES

17.	DIVISION/OFFICE	DOMICILE	BASIC SCALE 17 to 22						G.TOTAL BS 1-22	
			17	18	19	20	21	22		TOTAL
	Information & Broadcasting Division	G. TOTAL	39	37	16	7	2	0	101	153
	Broadcasting Division	TOTAL	32	30	15	5	2	0	84	94
	Main, Islamabad.	Islamabad	0	0	0	0	0	0	0	0
		Punjab	25	25	8	2	2	0	62	71
		Sindh R	1	0	0	0	0	0	1	2
		Sindh U	1	2	3	3	0	0	9	9
		KP	2	3	3	0	0	0	8	8
		Balochistan	0	0	0	0	0	0	0	0
		AJ&K	2	0	0	0	0	0	2	2
		GB	0	0	0	0	0	0	0	0
		FATA	1	0	1	0	0	0	2	2
	Central Board of Film Censors, Islamabad.	TOTAL	0	0	0	0	0	0	0	0
		Islamabad	0	0	0	0	0	0	0	0
		Punjab	0	0	0	0	0	0	0	0
		Sindh R	0	0	0	0	0	0	0	0
		Sindh U	0	0	0	0	0	0	0	0
		KP	0	0	0	0	0	0	0	0
		Balochistan	0	0	0	0	0	0	0	0
		AJ&K	0	0	0	0	0	0	0	0
		GB	0	0	0	0	0	0	0	0
		FATA	0	0	0	0	0	0	0	0
	Directorate of Electronic Media and Publications, Islamabad.	TOTAL	7	5	1	0	0	0	13	27
		Islamabad	0	0	0	0	0	0	0	3
		Punjab	7	5	1	0	0	0	13	23
		Sindh R	0	0	0	0	0	0	0	0
		Sindh U	0	0	0	0	0	0	0	0
		KP	0	0	0	0	0	0	0	1
		Balochistan	0	0	0	0	0	0	0	0
		AJ&K	0	0	0	0	0	0	0	0
		GB	0	0	0	0	0	0	0	0
		FATA	0	0	0	0	0	0	0	0
	Federal Land Commission, Islamabad.	TOTAL	0	0	0	0	0	0	0	5
		Islamabad	0	0	0	0	0	0	0	1
		Punjab	0	0	0	0	0	0	0	3
		Sindh R	0	0	0	0	0	0	0	0
		Sindh U	0	0	0	0	0	0	0	0
		KP	0	0	0	0	0	0	0	1
		Balochistan	0	0	0	0	0	0	0	0
		AJ&K	0	0	0	0	0	0	0	0
		GB	0	0	0	0	0	0	0	0
		FATA	0	0	0	0	0	0	0	0

TABLE-26
DOMICILE WISE ACTUAL STRENGTH OF FEMALE EMPLOYEES BY BASIC SCALE AND DIVISIONS / ATTACHED DEPARTMENTS / SUBORDINATE OFFICES

DIVISION/OFFICE	DOMICILE	BASIC SCALE 17 to 22							G.TOTAL BS 1-22
		17	18	19	20	21	22	TOTAL	
Implementation Tribunal	TOTAL	0	0	0	0	0	0	0	2
For Newspaper Employees,	Islamabad	0	0	0	0	0	0	0	1
Islamabad.	Punjab	0	0	0	0	0	0	0	1
	Sindh R	0	0	0	0	0	0	0	0
	Sindh U	0	0	0	0	0	0	0	0
	KP	0	0	0	0	0	0	0	0
	Balochistan	0	0	0	0	0	0	0	0
	AJ&K	0	0	0	0	0	0	0	0
	GB	0	0	0	0	0	0	0	0
	FATA	0	0	0	0	0	0	0	0
Information Service	TOTAL	0	2	0	1	0	0	3	3
Academy, Islamabad.	Islamabad	0	0	0	0	0	0	0	0
	Punjab	0	2	0	0	0	0	2	2
	Sindh R	0	0	0	0	0	0	0	0
	Sindh U	0	0	0	1	0	0	1	1
	KP	0	0	0	0	0	0	0	0
	Balochistan	0	0	0	0	0	0	0	0
	AJ&K	0	0	0	0	0	0	0	0
	GB	0	0	0	0	0	0	0	0
	FATA	0	0	0	0	0	0	0	0
Press Information	TOTAL	0	0	0	0	0	0	0	21
Department, Islamabad.	Islamabad	0	0	0	0	0	0	0	5
	Punjab	0	0	0	0	0	0	0	13
	Sindh R	0	0	0	0	0	0	0	2
	Sindh U	0	0	0	0	0	0	0	0
	KP	0	0	0	0	0	0	0	1
	Balochistan	0	0	0	0	0	0	0	0
	AJ&K	0	0	0	0	0	0	0	0
	GB	0	0	0	0	0	0	0	0
	FATA	0	0	0	0	0	0	0	0
Office of the Press	TOTAL	0	0	0	1	0	0	1	1
Registrar, Islamabad.	Islamabad	0	0	0	0	0	0	0	0
	Punjab	0	0	0	0	0	0	0	0
	Sindh R	0	0	0	0	0	0	0	0
	Sindh U	0	0	0	1	0	0	1	1
	KP	0	0	0	0	0	0	0	0
	Balochistan	0	0	0	0	0	0	0	0
	AJ&K	0	0	0	0	0	0	0	0
	GB	0	0	0	0	0	0	0	0
	FATA	0	0	0	0	0	0	0	0

TABLE-26
DOMICILE WISE ACTUAL STRENGTH OF FEMALE EMPLOYEES BY BASIC SCALE AND DIVISIONS / ATTACHED DEPARTMENTS / SUBORDINATE OFFICES

DIVISION/OFFICE	DOMICILE	BASIC SCALE 17 to 22							G.TOTAL BS 1-22	
		17	18	19	20	21	22	TOTAL		
18. Information Technology and Telecommunications Division Main, Islamabad.	G. TOTAL	2	0	0	0	0	0	2	8	
	TOTAL	1	0	0	0	0	0	1	7	
	Islamabad	0	0	0	0	0	0	0	0	
	Punjab	1	0	0	0	0	0	1	6	
	Sindh R	0	0	0	0	0	0	0	0	
	Sindh U	0	0	0	0	0	0	0	0	
	KP	0	0	0	0	0	0	0	0	
	Balochistan	0	0	0	0	0	0	0	0	
	AJ&K	0	0	0	0	0	0	0	0	
	GB	0	0	0	0	0	0	0	0	
	FATA	0	0	0	0	0	0	0	1	
	National Information Technology Board , Islamabad.	TOTAL	1	0	0	0	0	0	1	1
	Islamabad	0	0	0	0	0	0	0	0	
	Punjab	0	0	0	0	0	0	0	0	
	Sindh R	0	0	0	0	0	0	0	0	
	Sindh U	0	0	0	0	0	0	0	0	
	KP	1	0	0	0	0	0	1	1	
	Balochistan	0	0	0	0	0	0	0	0	
	AJ&K	0	0	0	0	0	0	0	0	
	GB	0	0	0	0	0	0	0	0	
FATA	0	0	0	0	0	0	0	0		
19. Inter Provincial Coordination Division, Main, Islamabad.	G. TOTAL	6	1	1	0	0	0	8	22	
	TOTAL	1	1	1	0	0	0	3	12	
	Islamabad	1	0	0	0	0	0	1	3	
	Punjab	0	1	1	0	0	0	2	7	
	Sindh R	0	0	0	0	0	0	0	0	
	Sindh U	0	0	0	0	0	0	0	0	
	KP	0	0	0	0	0	0	0	1	
	Balochistan	0	0	0	0	0	0	0	0	
	AJ&K	0	0	0	0	0	0	0	1	
	GB	0	0	0	0	0	0	0	0	
	FATA	0	0	0	0	0	0	0	0	
	Inter Board Committee of Chairman, Islamabad.	TOTAL	1	0	0	0	0	0	1	6
	Islamabad	0	0	0	0	0	0	0	1	
	Punjab	0	0	0	0	0	0	0	2	
	Sindh R	0	0	0	0	0	0	0	1	
	Sindh U	0	0	0	0	0	0	0	0	
	KP	0	0	0	0	0	0	0	0	
	Balochistan	1	0	0	0	0	0	1	1	
	AJ&K	0	0	0	0	0	0	0	1	
	GB	0	0	0	0	0	0	0	0	
FATA	0	0	0	0	0	0	0	0		

TABLE-26
DOMICILE WISE ACTUAL STRENGTH OF FEMALE EMPLOYEES BY BASIC SCALE AND DIVISIONS / ATTACHED DEPARTMENTS / SUBORDINATE OFFICES

DIVISION/OFFICE	DOMICILE	BASIC SCALE 17 to 22							G.TOTAL BS 1-22
		17	18	19	20	21	22	TOTAL	
National Internship	TOTAL	4	0	0	0	0	0	4	4
Programme, Islamabad.	Islamabad	0	0	0	0	0	0	0	0
	Punjab	2	0	0	0	0	0	2	2
	Sindh R	1	0	0	0	0	0	1	1
	Sindh U	1	0	0	0	0	0	1	1
	KP	0	0	0	0	0	0	0	0
	Balochistan	0	0	0	0	0	0	0	0
	AJ&K	0	0	0	0	0	0	0	0
	GB	0	0	0	0	0	0	0	0
	FATA	0	0	0	0	0	0	0	0
20. Interior Division	G. TOTAL	38	8	2	0	0	0	48	1487
Main, Islamabad.	TOTAL	1	2	1	0	0	0	4	33
	Islamabad	0	0	0	0	0	0	0	0
	Punjab	1	1	1	0	0	0	3	30
	Sindh R	0	1	0	0	0	0	1	1
	Sindh U	0	0	0	0	0	0	0	1
	KP	0	0	0	0	0	0	0	0
	Balochistan	0	0	0	0	0	0	0	1
	AJ&K	0	0	0	0	0	0	0	0
	GB	0	0	0	0	0	0	0	0
	FATA	0	0	0	0	0	0	0	0
Directorate General of	TOTAL	1	0	0	0	0	0	1	32
Civil Defence,	Islamabad	0	0	0	0	0	0	0	4
Islamabad, Lahore,	Punjab	0	0	0	0	0	0	0	14
Karachi, Peshawar,	Sindh R	0	0	0	0	0	0	0	1
Quetta, AJ & K,	Sindh U	1	0	0	0	0	0	1	7
Muzaffarabad.	KP	0	0	0	0	0	0	0	3
	Balochistan	0	0	0	0	0	0	0	3
	AJ&K	0	0	0	0	0	0	0	0
	GB	0	0	0	0	0	0	0	0
	FATA	0	0	0	0	0	0	0	0
Directorate General of	TOTAL	2	0	0	0	0	0	2	24
Immigration and	Islamabad	0	0	0	0	0	0	0	0
Passports, HQ,	Punjab	2	0	0	0	0	0	2	14
Islamabad.	Sindh R	0	0	0	0	0	0	0	3
	Sindh U	0	0	0	0	0	0	0	3
	KP	0	0	0	0	0	0	0	2
	Balochistan	0	0	0	0	0	0	0	1
	AJ&K	0	0	0	0	0	0	0	0
	GB	0	0	0	0	0	0	0	1
	FATA	0	0	0	0	0	0	0	0

TABLE-26
DOMICILE WISE ACTUAL STRENGTH OF FEMALE EMPLOYEES BY BASIC SCALE AND DIVISIONS / ATTACHED DEPARTMENTS / SUBORDINATE OFFICES

DIVISION/OFFICE	DOMICILE	BASIC SCALE 17 to 22						G.TOTAL BS 1-22	
		17	18	19	20	21	22		TOTAL
Federal Investigation	TOTAL	7	1	0	0	0	0	8	248
Agency, HQ, Islamabad.	Islamabad	0	1	0	0	0	0	1	24
	Punjab	6	0	0	0	0	0	6	139
	Sindh R	0	0	0	0	0	0	0	14
	Sindh U	1	0	0	0	0	0	1	24
	KP	0	0	0	0	0	0	0	27
	Balochistan	0	0	0	0	0	0	0	13
	AJ&K	0	0	0	0	0	0	0	4
	GB	0	0	0	0	0	0	0	3
	FATA	0	0	0	0	0	0	0	0
Islamabad Capital	TOTAL	7	3	0	0	0	0	10	575
Territory	Islamabad	0	0	0	0	0	0	0	364
Administration,	Punjab	5	2	0	0	0	0	7	184
Islamabad.	Sindh R	1	1	0	0	0	0	2	4
	Sindh U	0	0	0	0	0	0	0	0
	KP	1	0	0	0	0	0	1	17
	Balochistan	0	0	0	0	0	0	0	1
	AJ&K	0	0	0	0	0	0	0	3
	GB	0	0	0	0	0	0	0	1
	FATA	0	0	0	0	0	0	0	1
National Academy for	TOTAL	1	0	0	0	0	0	1	1
Prisons Administration,	Islamabad	0	0	0	0	0	0	0	0
Lahore.	Punjab	1	0	0	0	0	0	1	1
	Sindh R	0	0	0	0	0	0	0	0
	Sindh U	0	0	0	0	0	0	0	0
	KP	0	0	0	0	0	0	0	0
	Balochistan	0	0	0	0	0	0	0	0
	AJ&K	0	0	0	0	0	0	0	0
	GB	0	0	0	0	0	0	0	0
	FATA	0	0	0	0	0	0	0	0
Gilgit Baltistan Scouts,	TOTAL	0	0	0	0	0	0	0	0
HQ, Gilgit.	Islamabad	0	0	0	0	0	0	0	0
	Punjab	0	0	0	0	0	0	0	0
	Sindh R	0	0	0	0	0	0	0	0
	Sindh U	0	0	0	0	0	0	0	0
	KP	0	0	0	0	0	0	0	0
	Balochistan	0	0	0	0	0	0	0	0
	AJ&K	0	0	0	0	0	0	0	0
	GB	0	0	0	0	0	0	0	0
	FATA	0	0	0	0	0	0	0	0

TABLE-26
DOMICILE WISE ACTUAL STRENGTH OF FEMALE EMPLOYEES BY BASIC SCALE AND DIVISIONS / ATTACHED DEPARTMENTS / SUBORDINATE OFFICES

DIVISION/OFFICE	DOMICILE	BASIC SCALE 17 to 22						G.TOTAL BS 1-22	
		17	18	19	20	21	22		TOTAL
HQ Frontier	TOTAL	3	0	0	0	0	0	3	15
Constabulary KP,	Islamabad	0	0	0	0	0	0	0	0
Peshawar.	Punjab	2	0	0	0	0	0	2	2
	Sindh R	0	0	0	0	0	0	0	1
	Sindh U	0	0	0	0	0	0	0	0
	KP	0	0	0	0	0	0	0	11
	Balochistan	0	0	0	0	0	0	0	0
	AJ&K	0	0	0	0	0	0	0	0
	GB	1	0	0	0	0	0	1	1
	FATA	0	0	0	0	0	0	0	0
HQ Frontier Corps	TOTAL	3	0	0	0	0	0	3	172
Balochistan, Quetta.	Islamabad	0	0	0	0	0	0	0	0
	Punjab	3	0	0	0	0	0	3	105
	Sindh R	0	0	0	0	0	0	0	1
	Sindh U	0	0	0	0	0	0	0	3
	KP	0	0	0	0	0	0	0	3
	Balochistan	0	0	0	0	0	0	0	60
	AJ&K	0	0	0	0	0	0	0	0
	GB	0	0	0	0	0	0	0	0
	FATA	0	0	0	0	0	0	0	0
HQ Pakistan Rangers	TOTAL	13	2	1	0	0	0	16	133
Punjab, Lahore.	Islamabad	1	0	0	0	0	0	1	1
	Punjab	10	2	1	0	0	0	13	127
	Sindh R	0	0	0	0	0	0	0	0
	Sindh U	0	0	0	0	0	0	0	0
	KP	1	0	0	0	0	0	1	4
	Balochistan	0	0	0	0	0	0	0	0
	AJ&K	1	0	0	0	0	0	1	1
	GB	0	0	0	0	0	0	0	0
	FATA	0	0	0	0	0	0	0	0
HQ Pakistan Rangers	TOTAL	0	0	0	0	0	0	0	61
Sindh, Karachi.	Islamabad	0	0	0	0	0	0	0	0
	Punjab	0	0	0	0	0	0	0	11
	Sindh R	0	0	0	0	0	0	0	7
	Sindh U	0	0	0	0	0	0	0	43
	KP	0	0	0	0	0	0	0	0
	Balochistan	0	0	0	0	0	0	0	0
	AJ&K	0	0	0	0	0	0	0	0
	GB	0	0	0	0	0	0	0	0
	FATA	0	0	0	0	0	0	0	0

TABLE-26
DOMICILE WISE ACTUAL STRENGTH OF FEMALE EMPLOYEES BY BASIC SCALE AND DIVISIONS / ATTACHED DEPARTMENTS / SUBORDINATE OFFICES

DIVISION/OFFICE	DOMICILE	BASIC SCALE 17 to 22							G.TOTAL BS 1-22
		17	18	19	20	21	22	TOTAL	
Pakistan Coast Guards,	TOTAL	0	0	0	0	0	0	0	9
Karachi.	Islamabad	0	0	0	0	0	0	0	0
	Punjab	0	0	0	0	0	0	0	1
	Sindh R	0	0	0	0	0	0	0	0
	Sindh U	0	0	0	0	0	0	0	6
	KP	0	0	0	0	0	0	0	0
	Balochistan	0	0	0	0	0	0	0	0
	AJ&K	0	0	0	0	0	0	0	2
	GB	0	0	0	0	0	0	0	0
	FATA	0	0	0	0	0	0	0	0
HQ Frontier Corps	TOTAL	0	0	0	0	0	0	0	184
KP, Peshawar.	Islamabad	0	0	0	0	0	0	0	0
	Punjab	0	0	0	0	0	0	0	97
	Sindh R	0	0	0	0	0	0	0	0
	Sindh U	0	0	0	0	0	0	0	0
	KP	0	0	0	0	0	0	0	68
	Balochistan	0	0	0	0	0	0	0	0
	AJ&K	0	0	0	0	0	0	0	0
	GB	0	0	0	0	0	0	0	0
	FATA	0	0	0	0	0	0	0	19
21. Kashmir Affairs & Gilgit	G. TOTAL	215	130	25	0	0	0	370	4631
Baltistan Division	TOTAL	2	0	0	0	0	0	2	9
Main, Islamabad.	Islamabad	0	0	0	0	0	0	0	0
	Punjab	1	0	0	0	0	0	1	6
	Sindh R	0	0	0	0	0	0	0	0
	Sindh U	0	0	0	0	0	0	0	2
	KP	1	0	0	0	0	0	1	1
	Balochistan	0	0	0	0	0	0	0	0
	AJ&K	0	0	0	0	0	0	0	0
	GB	0	0	0	0	0	0	0	0
	FATA	0	0	0	0	0	0	0	0
Directorate of Health	TOTAL	0	0	0	0	0	0	0	0
Services AK, Rawalpindi.	Islamabad	0	0	0	0	0	0	0	0
	Punjab	0	0	0	0	0	0	0	0
	Sindh R	0	0	0	0	0	0	0	0
	Sindh U	0	0	0	0	0	0	0	0
	KP	0	0	0	0	0	0	0	0
	Balochistan	0	0	0	0	0	0	0	0
	AJ&K	0	0	0	0	0	0	0	0
	GB	0	0	0	0	0	0	0	0
	FATA	0	0	0	0	0	0	0	0

TABLE-26
DOMICILE WISE ACTUAL STRENGTH OF FEMALE EMPLOYEES BY BASIC SCALE AND DIVISIONS / ATTACHED DEPARTMENTS / SUBORDINATE OFFICES

DIVISION/OFFICE	DOMICILE	BASIC SCALE 17 to 22							G.TOTAL BS 1-22
		17	18	19	20	21	22	TOTAL	
Jammu & Kashmir	TOTAL	0	0	0	0	0	0	0	1
Refugees	Islamabad	0	0	0	0	0	0	0	1
Rehabilitation	Punjab	0	0	0	0	0	0	0	0
Organization,	Sindh R	0	0	0	0	0	0	0	0
Islamabad.	Sindh U	0	0	0	0	0	0	0	0
	KP	0	0	0	0	0	0	0	0
	Balochistan	0	0	0	0	0	0	0	0
	AJ&K	0	0	0	0	0	0	0	0
	GB	0	0	0	0	0	0	0	0
	FATA	0	0	0	0	0	0	0	0
Office of the	TOTAL	0	0	0	0	0	0	0	1
Administrator J & K	Islamabad	0	0	0	0	0	0	0	0
State Property in	Punjab	0	0	0	0	0	0	0	1
Pakistan, Lahore.	Sindh R	0	0	0	0	0	0	0	0
	Sindh U	0	0	0	0	0	0	0	0
	KP	0	0	0	0	0	0	0	0
	Balochistan	0	0	0	0	0	0	0	0
	AJ&K	0	0	0	0	0	0	0	0
	GB	0	0	0	0	0	0	0	0
	FATA	0	0	0	0	0	0	0	0
Office of the Chief	TOTAL	213	130	25	0	0	0	368	4620
Secretary, Gilgit	Islamabad	0	0	0	0	0	0	0	0
Baltistan.	Punjab	4	0	5	0	0	0	9	17
	Sindh R	0	0	2	0	0	0	2	2
	Sindh U	0	0	0	0	0	0	0	0
	KP	0	0	0	0	0	0	0	0
	Balochistan	0	0	0	0	0	0	0	0
	AJ&K	0	0	0	0	0	0	0	0
	GB	209	130	18	0	0	0	357	4601
	FATA	0	0	0	0	0	0	0	0
22. Law & Justice Division	G. TOTAL	7	3	3	8	11	0	32	112
Main, Islamabad.	TOTAL	3	1	1	2	1	0	8	48
	Islamabad	0	0	0	0	0	0	0	1
	Punjab	2	1	1	2	1	0	7	32
	Sindh R	1	0	0	0	0	0	1	3
	Sindh U	0	0	0	0	0	0	0	6
	KP	0	0	0	0	0	0	0	4
	Balochistan	0	0	0	0	0	0	0	0
	AJ&K	0	0	0	0	0	0	0	1
	GB	0	0	0	0	0	0	0	1
	FATA	0	0	0	0	0	0	0	0

TABLE-26
DOMICILE WISE ACTUAL STRENGTH OF FEMALE EMPLOYEES BY BASIC SCALE AND DIVISIONS / ATTACHED DEPARTMENTS / SUBORDINATE OFFICES

DIVISION/OFFICE	DOMICILE	BASIC SCALE 17 to 22							G.TOTAL BS 1-22
		17	18	19	20	21	22	TOTAL	
Accountability Courts,	TOTAL	0	0	0	0	1	0	1	3
(Over all Pakistan).	Islamabad	0	0	0	0	0	0	0	0
	Punjab	0	0	0	0	0	0	0	1
	Sindh R	0	0	0	0	1	0	1	2
	Sindh U	0	0	0	0	0	0	0	0
	KP	0	0	0	0	0	0	0	0
	Balochistan	0	0	0	0	0	0	0	0
	AJ&K	0	0	0	0	0	0	0	0
	GB	0	0	0	0	0	0	0	0
	FATA	0	0	0	0	0	0	0	0
Appellate Tribunal	TOTAL	1	0	0	0	2	0	3	23
Inland Revenue,	Islamabad	0	0	0	0	0	0	0	2
Islamabad, Rawalpindi,	Punjab	1	0	0	0	2	0	3	16
Karachi, Peshawar, Lahore.	Sindh R	0	0	0	0	0	0	0	0
	Sindh U	0	0	0	0	0	0	0	5
	KP	0	0	0	0	0	0	0	0
	Balochistan	0	0	0	0	0	0	0	0
	AJ&K	0	0	0	0	0	0	0	0
	GB	0	0	0	0	0	0	0	0
	FATA	0	0	0	0	0	0	0	0
Banking Courts,	TOTAL	0	0	0	0	3	0	3	9
(Over all Pakistan).	Islamabad	0	0	0	0	0	0	0	0
	Punjab	0	0	0	0	0	0	0	2
	Sindh R	0	0	0	0	0	0	0	2
	Sindh U	0	0	0	0	3	0	3	3
	KP	0	0	0	0	0	0	0	2
	Balochistan	0	0	0	0	0	0	0	0
	AJ&K	0	0	0	0	0	0	0	0
	GB	0	0	0	0	0	0	0	0
	FATA	0	0	0	0	0	0	0	0
Commercial Courts,	TOTAL	0	0	0	0	0	0	0	0
Karachi, Lahore.	Islamabad	0	0	0	0	0	0	0	0
	Punjab	0	0	0	0	0	0	0	0
	Sindh R	0	0	0	0	0	0	0	0
	Sindh U	0	0	0	0	0	0	0	0
	KP	0	0	0	0	0	0	0	0
	Balochistan	0	0	0	0	0	0	0	0
	AJ&K	0	0	0	0	0	0	0	0
	GB	0	0	0	0	0	0	0	0
	FATA	0	0	0	0	0	0	0	0

TABLE-26
DOMICILE WISE ACTUAL STRENGTH OF FEMALE EMPLOYEES BY BASIC SCALE AND DIVISIONS / ATTACHED DEPARTMENTS / SUBORDINATE OFFICES

DIVISION/OFFICE	DOMICILE	BASIC SCALE 17 to 22							G.TOTAL BS 1-22
		17	18	19	20	21	22	TOTAL	
Customs, Excise &	TOTAL	0	0	0	0	0	0	0	1
Sales Tax Appellate	Islamabad	0	0	0	0	0	0	0	0
Tribunal,	Punjab	0	0	0	0	0	0	0	1
(Over all Pakistan).	Sindh R	0	0	0	0	0	0	0	0
	Sindh U	0	0	0	0	0	0	0	0
	KP	0	0	0	0	0	0	0	0
	Balochistan	0	0	0	0	0	0	0	0
	AJ&K	0	0	0	0	0	0	0	0
	GB	0	0	0	0	0	0	0	0
	FATA	0	0	0	0	0	0	0	0
Drug Courts,	TOTAL	0	0	0	0	1	0	1	1
(Over all Pakistan).	Islamabad	0	0	0	0	0	0	0	0
	Punjab	0	0	0	0	0	0	0	0
	Sindh R	0	0	0	0	0	0	0	0
	Sindh U	0	0	0	0	1	0	1	1
	KP	0	0	0	0	0	0	0	0
	Balochistan	0	0	0	0	0	0	0	0
	AJ&K	0	0	0	0	0	0	0	0
	GB	0	0	0	0	0	0	0	0
	FATA	0	0	0	0	0	0	0	0
Environmental	TOTAL	0	0	0	0	1	0	1	1
Protection Tribunal,	Islamabad	0	0	0	0	0	0	0	0
Karachi, Lahore,	Punjab	0	0	0	0	0	0	0	0
Peshawar, Quetta.	Sindh R	0	0	0	0	0	0	0	0
	Sindh U	0	0	0	0	1	0	1	1
	KP	0	0	0	0	0	0	0	0
	Balochistan	0	0	0	0	0	0	0	0
	AJ&K	0	0	0	0	0	0	0	0
	GB	0	0	0	0	0	0	0	0
	FATA	0	0	0	0	0	0	0	0
Federal Service	TOTAL	0	0	0	0	0	0	0	0
Tribunal, Islamabad.	Islamabad	0	0	0	0	0	0	0	0
	Punjab	0	0	0	0	0	0	0	0
	Sindh R	0	0	0	0	0	0	0	0
	Sindh U	0	0	0	0	0	0	0	0
	KP	0	0	0	0	0	0	0	0
	Balochistan	0	0	0	0	0	0	0	0
	AJ&K	0	0	0	0	0	0	0	0
	GB	0	0	0	0	0	0	0	0
	FATA	0	0	0	0	0	0	0	0

TABLE-26
DOMICILE WISE ACTUAL STRENGTH OF FEMALE EMPLOYEES BY BASIC SCALE AND DIVISIONS / ATTACHED DEPARTMENTS / SUBORDINATE OFFICES

DIVISION/OFFICE	DOMICILE	BASIC SCALE 17 to 22							G.TOTAL BS 1-22
		17	18	19	20	21	22	TOTAL	
Federal Shariat Court,	TOTAL	1	1	1	0	0	0	3	8
Islamabad.	Islamabad	0	0	0	0	0	0	0	0
	Punjab	0	1	1	0	0	0	2	5
	Sindh R	0	0	0	0	0	0	0	0
	Sindh U	0	0	0	0	0	0	0	2
	KP	1	0	0	0	0	0	1	1
	Balochistan	0	0	0	0	0	0	0	0
	AJ&K	0	0	0	0	0	0	0	0
	GB	0	0	0	0	0	0	0	0
	FATA	0	0	0	0	0	0	0	0
Foreign Exchange	TOTAL	0	0	0	0	0	0	0	0
Regulation Appellate	Islamabad	0	0	0	0	0	0	0	0
Board, Karachi, Lahore.	Punjab	0	0	0	0	0	0	0	0
	Sindh R	0	0	0	0	0	0	0	0
	Sindh U	0	0	0	0	0	0	0	0
	KP	0	0	0	0	0	0	0	0
	Balochistan	0	0	0	0	0	0	0	0
	AJ&K	0	0	0	0	0	0	0	0
	GB	0	0	0	0	0	0	0	0
	FATA	0	0	0	0	0	0	0	0
Insurance Appellate	TOTAL	0	0	0	0	0	0	0	0
Tribunal, Karachi.	Islamabad	0	0	0	0	0	0	0	0
	Punjab	0	0	0	0	0	0	0	0
	Sindh R	0	0	0	0	0	0	0	0
	Sindh U	0	0	0	0	0	0	0	0
	KP	0	0	0	0	0	0	0	0
	Balochistan	0	0	0	0	0	0	0	0
	AJ&K	0	0	0	0	0	0	0	0
	GB	0	0	0	0	0	0	0	0
	FATA	0	0	0	0	0	0	0	0
Law & Justice	TOTAL	1	1	0	0	0	0	2	3
Commission of Pakistan,	Islamabad	0	0	0	0	0	0	0	0
Islamabad.	Punjab	1	1	0	0	0	0	2	3
	Sindh R	0	0	0	0	0	0	0	0
	Sindh U	0	0	0	0	0	0	0	0
	KP	0	0	0	0	0	0	0	0
	Balochistan	0	0	0	0	0	0	0	0
	AJ&K	0	0	0	0	0	0	0	0
	GB	0	0	0	0	0	0	0	0
	FATA	0	0	0	0	0	0	0	0

TABLE-26
DOMICILE WISE ACTUAL STRENGTH OF FEMALE EMPLOYEES BY BASIC SCALE AND DIVISIONS / ATTACHED DEPARTMENTS / SUBORDINATE OFFICES

DIVISION/OFFICE	DOMICILE	BASIC SCALE 17 to 22							G.TOTAL BS 1-22
		17	18	19	20	21	22	TOTAL	
National Child Protection	TOTAL	0	0	0	0	0	0	0	1
Centre (NCPC)	Islamabad	0	0	0	0	0	0	0	1
Islamabad.	Punjab	0	0	0	0	0	0	0	0
	Sindh R	0	0	0	0	0	0	0	0
	Sindh U	0	0	0	0	0	0	0	0
	KP	0	0	0	0	0	0	0	0
	Balochistan	0	0	0	0	0	0	0	0
	AJ&K	0	0	0	0	0	0	0	0
	GB	0	0	0	0	0	0	0	0
	FATA	0	0	0	0	0	0	0	0
Office of the Attorney	TOTAL	0	0	0	6	1	0	7	11
General/Deputy Attorney	Islamabad	0	0	0	0	0	0	0	0
General's and Standing	Punjab	0	0	0	3	1	0	4	5
Council, Head Office,	Sindh R	0	0	0	3	0	0	3	5
Islamabad.	Sindh U	0	0	0	0	0	0	0	0
	KP	0	0	0	0	0	0	0	1
	Balochistan	0	0	0	0	0	0	0	0
	AJ&K	0	0	0	0	0	0	0	0
	GB	0	0	0	0	0	0	0	0
	FATA	0	0	0	0	0	0	0	0
Regional Directorate of	TOTAL	1	0	1	0	0	0	2	2
Human Rights, Lahore,	Islamabad	0	0	0	0	0	0	0	0
Karachi, Peshawar,	Punjab	0	0	1	0	0	0	1	1
Quetta	Sindh R	0	0	0	0	0	0	0	0
	Sindh U	0	0	0	0	0	0	0	0
	KP	1	0	0	0	0	0	1	1
	Balochistan	0	0	0	0	0	0	0	0
	AJ&K	0	0	0	0	0	0	0	0
	GB	0	0	0	0	0	0	0	0
	FATA	0	0	0	0	0	0	0	0
Special Courts (CNS),	TOTAL	0	0	0	0	0	0	0	0
(Over all Pakistan).	Islamabad	0	0	0	0	0	0	0	0
	Punjab	0	0	0	0	0	0	0	0
	Sindh R	0	0	0	0	0	0	0	0
	Sindh U	0	0	0	0	0	0	0	0
	KP	0	0	0	0	0	0	0	0
	Balochistan	0	0	0	0	0	0	0	0
	AJ&K	0	0	0	0	0	0	0	0
	GB	0	0	0	0	0	0	0	0
	FATA	0	0	0	0	0	0	0	0

TABLE-26
DOMICILE WISE ACTUAL STRENGTH OF FEMALE EMPLOYEES BY BASIC SCALE AND DIVISIONS / ATTACHED DEPARTMENTS / SUBORDINATE OFFICES

DIVISION/OFFICE	DOMICILE	BASIC SCALE 17 to 22							G.TOTAL BS 1-22
		17	18	19	20	21	22	TOTAL	
Special Courts	TOTAL	0	0	0	0	0	0	0	0
(Customs, Taxation & Anti Smuggling),	Islamabad	0	0	0	0	0	0	0	0
Karachi, Rawalpindi, Peshawar, Lahore.	Punjab	0	0	0	0	0	0	0	0
	Sindh R	0	0	0	0	0	0	0	0
	Sindh U	0	0	0	0	0	0	0	0
	KP	0	0	0	0	0	0	0	0
	Balochistan	0	0	0	0	0	0	0	0
	AJ&K	0	0	0	0	0	0	0	0
	GB	0	0	0	0	0	0	0	0
	FATA	0	0	0	0	0	0	0	0
Special Courts	TOTAL	0	0	0	0	0	0	0	0
(Offences in Banks),	Islamabad	0	0	0	0	0	0	0	0
Lahore, Peshawar, Karachi.	Punjab	0	0	0	0	0	0	0	0
	Sindh R	0	0	0	0	0	0	0	0
	Sindh U	0	0	0	0	0	0	0	0
	KP	0	0	0	0	0	0	0	0
	Balochistan	0	0	0	0	0	0	0	0
	AJ&K	0	0	0	0	0	0	0	0
	GB	0	0	0	0	0	0	0	0
	FATA	0	0	0	0	0	0	0	0
Special Courts Central,	TOTAL	0	0	0	0	1	0	1	1
(Over all Pakistan).	Islamabad	0	0	0	0	0	0	0	0
	Punjab	0	0	0	0	0	0	0	0
	Sindh R	0	0	0	0	1	0	1	1
	Sindh U	0	0	0	0	0	0	0	0
	KP	0	0	0	0	0	0	0	0
	Balochistan	0	0	0	0	0	0	0	0
	AJ&K	0	0	0	0	0	0	0	0
	GB	0	0	0	0	0	0	0	0
	FATA	0	0	0	0	0	0	0	0
23. Narcotics Control	G. TOTAL	6	1	0	0	0	0	7	97
Division	TOTAL	0	1	0	0	0	0	1	8
Main, Islamabad.	Islamabad	0	0	0	0	0	0	0	5
	Punjab	0	0	0	0	0	0	0	2
	Sindh R	0	0	0	0	0	0	0	0
	Sindh U	0	0	0	0	0	0	0	0
	KP	0	0	0	0	0	0	0	0
	Balochistan	0	1	0	0	0	0	1	1
	AJ&K	0	0	0	0	0	0	0	0
	GB	0	0	0	0	0	0	0	0
	FATA	0	0	0	0	0	0	0	0

TABLE-26
DOMICILE WISE ACTUAL STRENGTH OF FEMALE EMPLOYEES BY BASIC SCALE AND DIVISIONS / ATTACHED DEPARTMENTS / SUBORDINATE OFFICES

DIVISION/OFFICE	DOMICILE	BASIC SCALE 17 to 22							G.TOTAL BS 1-22
		17	18	19	20	21	22	TOTAL	
Anti Narcotics Force,	TOTAL	6	0	0	0	0	0	6	89
Rawalpindi.	Islamabad	0	0	0	0	0	0	0	2
	Punjab	5	0	0	0	0	0	5	54
	Sindh R	1	0	0	0	0	0	1	7
	Sindh U	0	0	0	0	0	0	0	10
	KP	0	0	0	0	0	0	0	10
	Balochistan	0	0	0	0	0	0	0	6
	AJ&K	0	0	0	0	0	0	0	0
	GB	0	0	0	0	0	0	0	0
	FATA	0	0	0	0	0	0	0	0
24. National Food	G. TOTAL	15	1	0	0	0	0	16	45
Security & Research	TOTAL	4	0	0	0	0	0	4	10
Division	Islamabad	1	0	0	0	0	0	1	2
Main, Islamabad.	Punjab	3	0	0	0	0	0	3	7
	Sindh R	0	0	0	0	0	0	0	0
	Sindh U	0	0	0	0	0	0	0	0
	KP	0	0	0	0	0	0	0	1
	Balochistan	0	0	0	0	0	0	0	0
	AJ&K	0	0	0	0	0	0	0	0
	GB	0	0	0	0	0	0	0	0
	FATA	0	0	0	0	0	0	0	0
Agriculture Policy	TOTAL	2	0	0	0	0	0	2	3
Institute, Islamabad.	Islamabad	0	0	0	0	0	0	0	0
	Punjab	2	0	0	0	0	0	2	3
	Sindh R	0	0	0	0	0	0	0	0
	Sindh U	0	0	0	0	0	0	0	0
	KP	0	0	0	0	0	0	0	0
	Balochistan	0	0	0	0	0	0	0	0
	AJ&K	0	0	0	0	0	0	0	0
	GB	0	0	0	0	0	0	0	0
	FATA	0	0	0	0	0	0	0	0
Animal Quarantine	TOTAL	0	0	0	0	0	0	0	3
Department, Karachi.	Islamabad	0	0	0	0	0	0	0	0
	Punjab	0	0	0	0	0	0	0	1
	Sindh R	0	0	0	0	0	0	0	1
	Sindh U	0	0	0	0	0	0	0	0
	KP	0	0	0	0	0	0	0	1
	Balochistan	0	0	0	0	0	0	0	0
	AJ&K	0	0	0	0	0	0	0	0
	GB	0	0	0	0	0	0	0	0
	FATA	0	0	0	0	0	0	0	0

TABLE-26
DOMICILE WISE ACTUAL STRENGTH OF FEMALE EMPLOYEES BY BASIC SCALE AND DIVISIONS / ATTACHED DEPARTMENTS / SUBORDINATE OFFICES

DIVISION/OFFICE	DOMICILE	BASIC SCALE 17 to 22							G.TOTAL BS 1-22
		17	18	19	20	21	22	TOTAL	
Department of Plant	TOTAL	3	0	0	0	0	0	3	15
Protection, Karachi.	Islamabad	0	0	0	0	0	0	0	0
	Punjab	3	0	0	0	0	0	3	11
	Sindh R	0	0	0	0	0	0	0	1
	Sindh U	0	0	0	0	0	0	0	3
	KP	0	0	0	0	0	0	0	0
	Balochistan	0	0	0	0	0	0	0	0
	AJ&K	0	0	0	0	0	0	0	0
	GB	0	0	0	0	0	0	0	0
	FATA	0	0	0	0	0	0	0	0
Federal Seed	TOTAL	5	0	0	0	0	0	5	11
Certification &	Islamabad	0	0	0	0	0	0	0	2
Registration	Punjab	3	0	0	0	0	0	3	7
Department, Islamabad.	Sindh R	1	0	0	0	0	0	1	1
	Sindh U	1	0	0	0	0	0	1	1
	KP	0	0	0	0	0	0	0	0
	Balochistan	0	0	0	0	0	0	0	0
	AJ&K	0	0	0	0	0	0	0	0
	GB	0	0	0	0	0	0	0	0
	FATA	0	0	0	0	0	0	0	0
National Veterinary	TOTAL	1	1	0	0	0	0	2	3
Laboratory, Islamabad.	Islamabad	0	0	0	0	0	0	0	0
	Punjab	1	1	0	0	0	0	2	2
	Sindh R	0	0	0	0	0	0	0	0
	Sindh U	0	0	0	0	0	0	0	0
	KP	0	0	0	0	0	0	0	1
	Balochistan	0	0	0	0	0	0	0	0
	AJ&K	0	0	0	0	0	0	0	0
	GB	0	0	0	0	0	0	0	0
	FATA	0	0	0	0	0	0	0	0
25. National Health	G. TOTAL	40	15	5	1	0	0	61	169
Services Regulations &	TOTAL	3	4	4	0	0	0	11	19
Coordination Division	Islamabad	0	1	0	0	0	0	1	4
Main, Islamabad.	Punjab	2	1	3	0	0	0	6	7
	Sindh R	0	1	0	0	0	0	1	2
	Sindh U	1	1	1	0	0	0	3	3
	KP	0	0	0	0	0	0	0	3
	Balochistan	0	0	0	0	0	0	0	0
	AJ&K	0	0	0	0	0	0	0	0
	GB	0	0	0	0	0	0	0	0
	FATA	0	0	0	0	0	0	0	0

TABLE-26
DOMICILE WISE ACTUAL STRENGTH OF FEMALE EMPLOYEES BY BASIC SCALE AND DIVISIONS / ATTACHED DEPARTMENTS / SUBORDINATE OFFICES

DIVISION/OFFICE	DOMICILE	BASIC SCALE 17 to 22							G.TOTAL BS 1-22
		17	18	19	20	21	22	TOTAL	
Central Drugs	TOTAL	0	1	0	0	0	0	1	1
Laboratory, Karachi.	Islamabad	0	0	0	0	0	0	0	0
	Punjab	0	0	0	0	0	0	0	0
	Sindh R	0	0	0	0	0	0	0	0
	Sindh U	0	1	0	0	0	0	1	1
	KP	0	0	0	0	0	0	0	0
	Balochistan	0	0	0	0	0	0	0	0
	AJ&K	0	0	0	0	0	0	0	0
	GB	0	0	0	0	0	0	0	0
	FATA	0	0	0	0	0	0	0	0
Directorate of Central Health Establishments, Islamabad.	TOTAL	33	2	0	0	0	0	35	113
Islamabad.	Islamabad	1	1	0	0	0	0	2	2
	Punjab	22	0	0	0	0	0	22	31
	Sindh R	3	0	0	0	0	0	3	6
	Sindh U	2	1	0	0	0	0	3	62
	KP	1	0	0	0	0	0	1	7
	Balochistan	2	0	0	0	0	0	2	3
	AJ&K	0	0	0	0	0	0	0	0
	GB	1	0	0	0	0	0	1	1
	FATA	1	0	0	0	0	0	1	1
Directorate of Malaria Control, Islamabad.	TOTAL	0	0	0	0	0	0	0	0
Islamabad.	Islamabad	0	0	0	0	0	0	0	0
	Punjab	0	0	0	0	0	0	0	0
	Sindh R	0	0	0	0	0	0	0	0
	Sindh U	0	0	0	0	0	0	0	0
	KP	0	0	0	0	0	0	0	0
	Balochistan	0	0	0	0	0	0	0	0
	AJ&K	0	0	0	0	0	0	0	0
	GB	0	0	0	0	0	0	0	0
	FATA	0	0	0	0	0	0	0	0
Directorate of Central Warehouse & Supplies, Karachi.	TOTAL	0	0	0	0	0	0	0	0
Islamabad.	Islamabad	0	0	0	0	0	0	0	0
	Punjab	0	0	0	0	0	0	0	0
	Sindh R	0	0	0	0	0	0	0	0
	Sindh U	0	0	0	0	0	0	0	0
	KP	0	0	0	0	0	0	0	0
	Balochistan	0	0	0	0	0	0	0	0
	AJ&K	0	0	0	0	0	0	0	0
	GB	0	0	0	0	0	0	0	0
	FATA	0	0	0	0	0	0	0	0

TABLE-26
DOMICILE WISE ACTUAL STRENGTH OF FEMALE EMPLOYEES BY BASIC SCALE AND DIVISIONS / ATTACHED DEPARTMENTS / SUBORDINATE OFFICES

DIVISION/OFFICE	DOMICILE	BASIC SCALE 17 to 22							G.TOTAL BS 1-22
		17	18	19	20	21	22	TOTAL	
Expanded Programme	TOTAL	1	1	0	0	0	0	2	3
on Immunization,	Islamabad	0	0	0	0	0	0	0	1
Islamabad.	Punjab	1	1	0	0	0	0	2	2
	Sindh R	0	0	0	0	0	0	0	0
	Sindh U	0	0	0	0	0	0	0	0
	KP	0	0	0	0	0	0	0	0
	Balochistan	0	0	0	0	0	0	0	0
	AJ&K	0	0	0	0	0	0	0	0
	GB	0	0	0	0	0	0	0	0
	FATA	0	0	0	0	0	0	0	0
National Aids Control	TOTAL	1	1	0	0	0	0	2	2
Programme, Islamabad.	Islamabad	0	0	0	0	0	0	0	0
	Punjab	1	0	0	0	0	0	1	1
	Sindh R	0	0	0	0	0	0	0	0
	Sindh U	0	1	0	0	0	0	1	1
	KP	0	0	0	0	0	0	0	0
	Balochistan	0	0	0	0	0	0	0	0
	AJ&K	0	0	0	0	0	0	0	0
	GB	0	0	0	0	0	0	0	0
	FATA	0	0	0	0	0	0	0	0
National Control	TOTAL	0	0	0	0	0	0	0	0
Laboratory for	Islamabad	0	0	0	0	0	0	0	0
(Biologicals), Islamabad.	Punjab	0	0	0	0	0	0	0	0
	Sindh R	0	0	0	0	0	0	0	0
	Sindh U	0	0	0	0	0	0	0	0
	KP	0	0	0	0	0	0	0	0
	Balochistan	0	0	0	0	0	0	0	0
	AJ&K	0	0	0	0	0	0	0	0
	GB	0	0	0	0	0	0	0	0
	FATA	0	0	0	0	0	0	0	0
National Health	TOTAL	0	0	0	0	0	0	0	0
Information Resource	Islamabad	0	0	0	0	0	0	0	0
Centre, Islamabad.	Punjab	0	0	0	0	0	0	0	0
	Sindh R	0	0	0	0	0	0	0	0
	Sindh U	0	0	0	0	0	0	0	0
	KP	0	0	0	0	0	0	0	0
	Balochistan	0	0	0	0	0	0	0	0
	AJ&K	0	0	0	0	0	0	0	0
	GB	0	0	0	0	0	0	0	0
	FATA	0	0	0	0	0	0	0	0

TABLE-26
DOMICILE WISE ACTUAL STRENGTH OF FEMALE EMPLOYEES BY BASIC SCALE AND DIVISIONS / ATTACHED DEPARTMENTS / SUBORDINATE OFFICES

DIVISION/OFFICE	DOMICILE	BASIC SCALE 17 to 22							G.TOTAL BS 1-22
		17	18	19	20	21	22	TOTAL	
National Health	TOTAL	0	3	0	0	0	0	3	3
Emergency Preparedness	Islamabad	0	0	0	0	0	0	0	0
& Response	Punjab	0	2	0	0	0	0	2	2
Network, Islamabad.	Sindh R	0	0	0	0	0	0	0	0
	Sindh U	0	0	0	0	0	0	0	0
	KP	0	1	0	0	0	0	1	1
	Balochistan	0	0	0	0	0	0	0	0
	AJ&K	0	0	0	0	0	0	0	0
	GB	0	0	0	0	0	0	0	0
	FATA	0	0	0	0	0	0	0	0
National Research	TOTAL	1	2	0	0	0	0	3	19
Institute Fertility Care,	Islamabad	1	0	0	0	0	0	1	1
Karachi.	Punjab	0	0	0	0	0	0	0	1
	Sindh R	0	0	0	0	0	0	0	4
	Sindh U	0	1	0	0	0	0	1	12
	KP	0	0	0	0	0	0	0	0
	Balochistan	0	1	0	0	0	0	1	1
	AJ&K	0	0	0	0	0	0	0	0
	GB	0	0	0	0	0	0	0	0
	FATA	0	0	0	0	0	0	0	0
National Institute	TOTAL	1	1	1	1	0	0	4	9
of Population Studies,	Islamabad	0	0	0	0	0	0	0	2
Islamabad.	Punjab	1	0	1	0	0	0	2	4
	Sindh R	0	1	0	0	0	0	1	2
	Sindh U	0	0	0	1	0	0	1	1
	KP	0	0	0	0	0	0	0	0
	Balochistan	0	0	0	0	0	0	0	0
	AJ&K	0	0	0	0	0	0	0	0
	GB	0	0	0	0	0	0	0	0
	FATA	0	0	0	0	0	0	0	0
26. National History &	G. TOTAL	6	2	1	1	0	0	10	18
Literary Heritage Division	TOTAL	0	0	0	0	0	0	0	0
Main, Islamabad.	Islamabad	0	0	0	0	0	0	0	0
	Punjab	0	0	0	0	0	0	0	0
	Sindh R	0	0	0	0	0	0	0	0
	Sindh U	0	0	0	0	0	0	0	0
	KP	0	0	0	0	0	0	0	0
	Balochistan	0	0	0	0	0	0	0	0
	AJ&K	0	0	0	0	0	0	0	0
	GB	0	0	0	0	0	0	0	0
	FATA	0	0	0	0	0	0	0	0

TABLE-26
DOMICILE WISE ACTUAL STRENGTH OF FEMALE EMPLOYEES BY BASIC SCALE AND DIVISIONS / ATTACHED DEPARTMENTS / SUBORDINATE OFFICES

DIVISION/OFFICE	DOMICILE	BASIC SCALE 17 to 22							G.TOTAL BS 1-22
		17	18	19	20	21	22	TOTAL	
Department of	TOTAL	0	0	0	0	0	0	0	2
Archaeology & Museums	Islamabad	0	0	0	0	0	0	0	1
Islamabad.	Punjab	0	0	0	0	0	0	0	1
	Sindh R	0	0	0	0	0	0	0	0
	Sindh U	0	0	0	0	0	0	0	0
	KP	0	0	0	0	0	0	0	0
	Balochistan	0	0	0	0	0	0	0	0
	AJ&K	0	0	0	0	0	0	0	0
	GB	0	0	0	0	0	0	0	0
	FATA	0	0	0	0	0	0	0	0
National Language	TOTAL	1	1	1	1	0	0	4	6
Promotion Department,	Islamabad	0	0	0	0	0	0	0	0
Islamabad.	Punjab	0	1	1	0	0	0	2	4
	Sindh R	1	0	0	0	0	0	1	1
	Sindh U	0	0	0	0	0	0	0	0
	KP	0	0	0	1	0	0	1	1
	Balochistan	0	0	0	0	0	0	0	0
	AJ&K	0	0	0	0	0	0	0	0
	GB	0	0	0	0	0	0	0	0
	FATA	0	0	0	0	0	0	0	0
Urdu Dictionary Board,	TOTAL	2	1	0	0	0	0	3	5
Karachi.	Islamabad	0	0	0	0	0	0	0	0
	Punjab	0	0	0	0	0	0	0	1
	Sindh R	0	0	0	0	0	0	0	0
	Sindh U	2	1	0	0	0	0	3	4
	KP	0	0	0	0	0	0	0	0
	Balochistan	0	0	0	0	0	0	0	0
	AJ&K	0	0	0	0	0	0	0	0
	GB	0	0	0	0	0	0	0	0
	FATA	0	0	0	0	0	0	0	0
	TOTAL	3	0	0	0	0	0	3	5
Urdu Science Board,	Islamabad	0	0	0	0	0	0	0	0
Lahore.	Punjab	3	0	0	0	0	0	3	5
	Sindh R	0	0	0	0	0	0	0	0
	Sindh U	0	0	0	0	0	0	0	0
	KP	0	0	0	0	0	0	0	0
	Balochistan	0	0	0	0	0	0	0	0
	AJ&K	0	0	0	0	0	0	0	0
	GB	0	0	0	0	0	0	0	0
	FATA	0	0	0	0	0	0	0	0

TABLE-26
DOMICILE WISE ACTUAL STRENGTH OF FEMALE EMPLOYEES BY BASIC SCALE AND DIVISIONS / ATTACHED DEPARTMENTS / SUBORDINATE OFFICES

DIVISION/OFFICE	DOMICILE	BASIC SCALE 17 to 22							G.TOTAL BS 1-22
		17	18	19	20	21	22	TOTAL	
27. National Security	TOTAL	0	0	0	0	0	0	0	0
Division, Islamabad.	Islamabad	0	0	0	0	0	0	0	0
	Punjab	0	0	0	0	0	0	0	0
	Sindh R	0	0	0	0	0	0	0	0
	Sindh U	0	0	0	0	0	0	0	0
	KP	0	0	0	0	0	0	0	0
	Balochistan	0	0	0	0	0	0	0	0
	AJ&K	0	0	0	0	0	0	0	0
	GB	0	0	0	0	0	0	0	0
	FATA	0	0	0	0	0	0	0	0
	G. TOTAL	2	6	0	1	0	0	9	32
28. Overseas Pakistanis and Human	TOTAL	0	6	0	1	0	0	7	17
Resource Development Division	TOTAL	0	6	0	1	0	0	7	17
Main, Islamabad.	Islamabad	0	0	0	0	0	0	0	1
	Punjab	0	5	0	1	0	0	6	14
	Sindh R	0	0	0	0	0	0	0	0
	Sindh U	0	0	0	0	0	0	0	0
	KP	0	0	0	0	0	0	0	0
	Balochistan	0	0	0	0	0	0	0	0
	AJ&K	0	0	0	0	0	0	0	1
	GB	0	0	0	0	0	0	0	0
	FATA	0	1	0	0	0	0	1	1
Bureau of Emigration &	TOTAL	1	0	0	0	0	0	1	13
Overseas Employment	Islamabad	0	0	0	0	0	0	0	0
Islamabad.	Punjab	0	0	0	0	0	0	0	8
	Sindh R	0	0	0	0	0	0	0	0
	Sindh U	0	0	0	0	0	0	0	2
	KP	0	0	0	0	0	0	0	1
	Balochistan	1	0	0	0	0	0	1	2
	AJ&K	0	0	0	0	0	0	0	0
	GB	0	0	0	0	0	0	0	0
	FATA	0	0	0	0	0	0	0	0
National Industrial	TOTAL	1	0	0	0	0	0	1	2
Relations, Commission	Islamabad	0	0	0	0	0	0	0	0
Islamabad.	Punjab	1	0	0	0	0	0	1	2
	Sindh R	0	0	0	0	0	0	0	0
	Sindh U	0	0	0	0	0	0	0	0
	KP	0	0	0	0	0	0	0	0
	Balochistan	0	0	0	0	0	0	0	0
	AJ&K	0	0	0	0	0	0	0	0
	GB	0	0	0	0	0	0	0	0
	FATA	0	0	0	0	0	0	0	0

TABLE-26
DOMICILE WISE ACTUAL STRENGTH OF FEMALE EMPLOYEES BY BASIC SCALE AND DIVISIONS / ATTACHED DEPARTMENTS / SUBORDINATE OFFICES

29.	DIVISION/OFFICE	DOMICILE	BASIC SCALE 17 to 22						G.TOTAL BS 1-22	
			17	18	19	20	21	22		TOTAL
	Parliamentary Affairs	TOTAL	0	0	1	0	0	0	1	7
	Division, Islamabad.	Islamabad	0	0	0	0	0	0	0	0
		Punjab	0	0	1	0	0	0	1	6
		Sindh R	0	0	0	0	0	0	0	0
		Sindh U	0	0	0	0	0	0	0	1
		KP	0	0	0	0	0	0	0	0
		Balochistan	0	0	0	0	0	0	0	0
		AJ&K	0	0	0	0	0	0	0	0
		GB	0	0	0	0	0	0	0	0
		FATA	0	0	0	0	0	0	0	0
		G. TOTAL	8	3	1	0	0	0	12	37
30.	Petroleum & Natural	TOTAL	0	0	0	0	0	0	0	17
	Resources Division	TOTAL	0	0	0	0	0	0	0	17
	Main, Islamabad.	Islamabad	0	0	0	0	0	0	0	3
		Punjab	0	0	0	0	0	0	0	7
		Sindh R	0	0	0	0	0	0	0	2
		Sindh U	0	0	0	0	0	0	0	3
		KP	0	0	0	0	0	0	0	1
		Balochistan	0	0	0	0	0	0	0	0
		AJ&K	0	0	0	0	0	0	0	1
		GB	0	0	0	0	0	0	0	0
		FATA	0	0	0	0	0	0	0	0
	Central Inspectorate of	TOTAL	0	0	0	0	0	0	0	0
	Mines, Islamabad.	Islamabad	0	0	0	0	0	0	0	0
		Punjab	0	0	0	0	0	0	0	0
		Sindh R	0	0	0	0	0	0	0	0
		Sindh U	0	0	0	0	0	0	0	0
		KP	0	0	0	0	0	0	0	0
		Balochistan	0	0	0	0	0	0	0	0
		AJ&K	0	0	0	0	0	0	0	0
		GB	0	0	0	0	0	0	0	0
		FATA	0	0	0	0	0	0	0	0
	Geological Survey of	TOTAL	8	3	1	0	0	0	12	20
	Pakistan, Quetta.	Islamabad	0	0	0	0	0	0	0	0
		Punjab	5	0	0	0	0	0	5	8
		Sindh R	1	2	0	0	0	0	3	3
		Sindh U	1	1	1	0	0	0	3	5
		KP	1	0	0	0	0	0	1	2
		Balochistan	0	0	0	0	0	0	0	2
		AJ&K	0	0	0	0	0	0	0	0
		GB	0	0	0	0	0	0	0	0
		FATA	0	0	0	0	0	0	0	0

TABLE-26
DOMICILE WISE ACTUAL STRENGTH OF FEMALE EMPLOYEES BY BASIC SCALE AND DIVISIONS / ATTACHED DEPARTMENTS / SUBORDINATE OFFICES

31.	DIVISION/OFFICE	DOMICILE	BASIC SCALE 17 to 22						G.TOTAL BS 1-22	
			17	18	19	20	21	22		TOTAL
	Planning Development	G. TOTAL	16	22	2	0	0	0	40	115
	and Reform Division	TOTAL	13	22	2	0	0	0	37	71
	Main, Islamabad.	Islamabad	0	0	0	0	0	0	0	5
		Punjab	8	18	2	0	0	0	28	49
		Sindh R	0	1	0	0	0	0	1	2
		Sindh U	1	0	0	0	0	0	1	3
		KP	2	2	0	0	0	0	4	6
		Balochistan	0	1	0	0	0	0	1	3
		AJ&K	1	0	0	0	0	0	1	1
		GB	0	0	0	0	0	0	0	0
		FATA	1	0	0	0	0	0	1	2
	Jawaid Azfar Computer	TOTAL	0	0	0	0	0	0	0	0
	Centre, Islamabad.	Islamabad	0	0	0	0	0	0	0	0
		Punjab	0	0	0	0	0	0	0	0
		Sindh R	0	0	0	0	0	0	0	0
		Sindh U	0	0	0	0	0	0	0	0
		KP	0	0	0	0	0	0	0	0
		Balochistan	0	0	0	0	0	0	0	0
		AJ&K	0	0	0	0	0	0	0	0
		GB	0	0	0	0	0	0	0	0
		FATA	0	0	0	0	0	0	0	0
	National Fertilizer	TOTAL	0	0	0	0	0	0	0	3
	Development Centre,	Islamabad	0	0	0	0	0	0	0	1
	Islamabad.	Punjab	0	0	0	0	0	0	0	1
		Sindh R	0	0	0	0	0	0	0	0
		Sindh U	0	0	0	0	0	0	0	0
		KP	0	0	0	0	0	0	0	1
		Balochistan	0	0	0	0	0	0	0	0
		AJ&K	0	0	0	0	0	0	0	0
		GB	0	0	0	0	0	0	0	0
		FATA	0	0	0	0	0	0	0	0
	National Logistic Cell,	TOTAL	3	0	0	0	0	0	3	41
	Rawalpindi.	Islamabad	0	0	0	0	0	0	0	0
		Punjab	1	0	0	0	0	0	1	28
		Sindh R	1	0	0	0	0	0	1	1
		Sindh U	1	0	0	0	0	0	1	2
		KP	0	0	0	0	0	0	0	7
		Balochistan	0	0	0	0	0	0	0	1
		AJ&K	0	0	0	0	0	0	0	2
		GB	0	0	0	0	0	0	0	0
		FATA	0	0	0	0	0	0	0	0

TABLE-26
DOMICILE WISE ACTUAL STRENGTH OF FEMALE EMPLOYEES BY BASIC SCALE AND DIVISIONS / ATTACHED DEPARTMENTS / SUBORDINATE OFFICES

DIVISION/OFFICE	DOMICILE	BASIC SCALE 17 to 22							G.TOTAL BS 1-22
		17	18	19	20	21	22	TOTAL	
Pakistan Planning and Management Institute, Islamabad.	TOTAL	0	0	0	0	0	0	0	0
	Islamabad	0	0	0	0	0	0	0	0
	Punjab	0	0	0	0	0	0	0	0
	Sindh R	0	0	0	0	0	0	0	0
	Sindh U	0	0	0	0	0	0	0	0
	KP	0	0	0	0	0	0	0	0
	Balochistan	0	0	0	0	0	0	0	0
	AJ&K	0	0	0	0	0	0	0	0
	GB	0	0	0	0	0	0	0	0
	FATA	0	0	0	0	0	0	0	0
32. Privatization Division, Islamabad.	TOTAL	1	1	0	0	0	0	2	2
	Islamabad	0	0	0	0	0	0	0	0
	Punjab	1	1	0	0	0	0	2	2
	Sindh R	0	0	0	0	0	0	0	0
	Sindh U	0	0	0	0	0	0	0	0
	KP	0	0	0	0	0	0	0	0
	Balochistan	0	0	0	0	0	0	0	0
	AJ&K	0	0	0	0	0	0	0	0
	GB	0	0	0	0	0	0	0	0
	FATA	0	0	0	0	0	0	0	0
33. Ports & Shipping Division Main, Islamabad.	G. TOTAL	2	3	1	0	0	0	6	27
	TOTAL	0	3	0	0	0	0	3	12
	Islamabad	0	0	0	0	0	0	0	2
	Punjab	0	1	0	0	0	0	1	6
	Sindh R	0	0	0	0	0	0	0	0
	Sindh U	0	2	0	0	0	0	2	4
	KP	0	0	0	0	0	0	0	0
	Balochistan	0	0	0	0	0	0	0	0
	AJ&K	0	0	0	0	0	0	0	0
	GB	0	0	0	0	0	0	0	0
	FATA	0	0	0	0	0	0	0	0
Directorate of Dock Workers Safety, Karachi.	TOTAL	0	0	0	0	0	0	0	5
	Islamabad	0	0	0	0	0	0	0	0
	Punjab	0	0	0	0	0	0	0	0
	Sindh R	0	0	0	0	0	0	0	1
	Sindh U	0	0	0	0	0	0	0	3
	KP	0	0	0	0	0	0	0	0
	Balochistan	0	0	0	0	0	0	0	1
	AJ&K	0	0	0	0	0	0	0	0
	GB	0	0	0	0	0	0	0	0
	FATA	0	0	0	0	0	0	0	0

TABLE-26
DOMICILE WISE ACTUAL STRENGTH OF FEMALE EMPLOYEES BY BASIC SCALE AND DIVISIONS / ATTACHED DEPARTMENTS / SUBORDINATE OFFICES

DIVISION/OFFICE	DOMICILE	BASIC SCALE 17 to 22							G.TOTAL BS 1-22
		17	18	19	20	21	22	TOTAL	
Government Shipping	TOTAL	0	0	0	0	0	0	0	0
Office, Karachi.	Islamabad	0	0	0	0	0	0	0	0
	Punjab	0	0	0	0	0	0	0	0
	Sindh R	0	0	0	0	0	0	0	0
	Sindh U	0	0	0	0	0	0	0	0
	KP	0	0	0	0	0	0	0	0
	Balochistan	0	0	0	0	0	0	0	0
	AJ&K	0	0	0	0	0	0	0	0
	GB	0	0	0	0	0	0	0	0
	FATA	0	0	0	0	0	0	0	0
Marine Biological	TOTAL	1	0	0	0	0	0	1	1
Research Laboratory,	Islamabad	0	0	0	0	0	0	0	0
Karachi.	Punjab	1	0	0	0	0	0	1	1
	Sindh R	0	0	0	0	0	0	0	0
	Sindh U	0	0	0	0	0	0	0	0
	KP	0	0	0	0	0	0	0	0
	Balochistan	0	0	0	0	0	0	0	0
	AJ&K	0	0	0	0	0	0	0	0
	GB	0	0	0	0	0	0	0	0
	FATA	0	0	0	0	0	0	0	0
Marine Fisheries	TOTAL	1	0	1	0	0	0	2	8
Department, Karachi.	Islamabad	0	0	0	0	0	0	0	0
	Punjab	0	0	0	0	0	0	0	1
	Sindh R	1	0	0	0	0	0	1	1
	Sindh U	0	0	1	0	0	0	1	4
	KP	0	0	0	0	0	0	0	2
	Balochistan	0	0	0	0	0	0	0	0
	AJ&K	0	0	0	0	0	0	0	0
	GB	0	0	0	0	0	0	0	0
	FATA	0	0	0	0	0	0	0	0
Mercantile Marine	TOTAL	0	0	0	0	0	0	0	1
Department, Karachi.	Islamabad	0	0	0	0	0	0	0	0
	Punjab	0	0	0	0	0	0	0	0
	Sindh R	0	0	0	0	0	0	0	0
	Sindh U	0	0	0	0	0	0	0	1
	KP	0	0	0	0	0	0	0	0
	Balochistan	0	0	0	0	0	0	0	0
	AJ&K	0	0	0	0	0	0	0	0
	GB	0	0	0	0	0	0	0	0
	FATA	0	0	0	0	0	0	0	0

TABLE-26
DOMICILE WISE ACTUAL STRENGTH OF FEMALE EMPLOYEES BY BASIC SCALE AND DIVISIONS / ATTACHED DEPARTMENTS / SUBORDINATE OFFICES

34.	DIVISION/OFFICE	DOMICILE	BASIC SCALE 17 to 22						G.TOTAL BS 1-22	
			17	18	19	20	21	22		TOTAL
	Religious Affairs and	G. TOTAL	4	0	0	0	0	0	4	17
	Inter-faith Harmony	TOTAL	3	0	0	0	0	0	3	11
	Division	Islamabad	0	0	0	0	0	0	0	1
	Main, Islamabad.	Punjab	2	0	0	0	0	0	2	7
		Sindh R	0	0	0	0	0	0	0	1
		Sindh U	1	0	0	0	0	0	1	1
		KP	0	0	0	0	0	0	0	1
		Balochistan	0	0	0	0	0	0	0	0
		AJ&K	0	0	0	0	0	0	0	0
		GB	0	0	0	0	0	0	0	0
		FATA	0	0	0	0	0	0	0	0
	Directorate of Hajj,	TOTAL	1	0	0	0	0	0	1	6
	(Over all Pakistan).	Islamabad	0	0	0	0	0	0	0	0
		Punjab	1	0	0	0	0	0	1	3
		Sindh R	0	0	0	0	0	0	0	0
		Sindh U	0	0	0	0	0	0	0	2
		KP	0	0	0	0	0	0	0	1
		Balochistan	0	0	0	0	0	0	0	0
		AJ&K	0	0	0	0	0	0	0	0
		GB	0	0	0	0	0	0	0	0
		FATA	0	0	0	0	0	0	0	0
35.	Revenue Division	G.TOTAL	105	108	77	24	11	3	328	699
	Main, Islamabad.	TOTAL	0	0	0	1	0	0	1	4
		Islamabad	0	0	0	0	0	0	0	2
		Punjab	0	0	0	1	0	0	1	1
		Sindh R	0	0	0	0	0	0	0	1
		Sindh U	0	0	0	0	0	0	0	0
		KP	0	0	0	0	0	0	0	0
		Balochistan	0	0	0	0	0	0	0	0
		AJ&K	0	0	0	0	0	0	0	0
		GB	0	0	0	0	0	0	0	0
		FATA	0	0	0	0	0	0	0	0
	Federal Board of Revenue	TOTAL	105	108	77	23	11	3	327	695
	including (Customs,	Islamabad	2	4	5	0	0	0	11	30
	Central Excise, Sales	Punjab	63	66	54	13	7	3	206	349
	Tax & Income	Sindh R	8	1	2	1	0	0	12	30
	Tax Departments), HQ,	Sindh U	12	13	5	5	1	0	36	197
	Islamabad.	KP	13	13	6	1	1	0	34	51
		Balochistan	5	3	4	0	1	0	13	23
		AJ&K	1	6	1	2	1	0	11	11
		GB	0	0	0	1	0	0	1	1
		FATA	1	2	0	0	0	0	3	3

TABLE-26
DOMICILE WISE ACTUAL STRENGTH OF FEMALE EMPLOYEES BY BASIC SCALE AND DIVISIONS / ATTACHED DEPARTMENTS / SUBORDINATE OFFICES

36.	DIVISION/OFFICE	DOMICILE	BASIC SCALE 17 to 22						G.TOTAL BS 1-22	
			17	18	19	20	21	22		TOTAL
	Railways Division	G. TOTAL	51	28	7	1	0	2	89	895
	Main, Islamabad.	TOTAL	0	6	1	0	0	1	8	16
		Islamabad	0	0	0	0	0	0	0	1
		Punjab	0	6	1	0	0	1	8	14
		Sindh R	0	0	0	0	0	0	0	0
		Sindh U	0	0	0	0	0	0	0	1
		KP	0	0	0	0	0	0	0	0
		Balochistan	0	0	0	0	0	0	0	0
		AJ&K	0	0	0	0	0	0	0	0
		GB	0	0	0	0	0	0	0	0
		FATA	0	0	0	0	0	0	0	0
	Pakistan Railways HQ,	TOTAL	51	22	6	1	0	1	81	879
	Lahore.	Islamabad	0	0	0	0	0	0	0	4
		Punjab	36	15	6	1	0	1	59	588
		Sindh R	2	0	0	0	0	0	2	95
		Sindh U	6	4	0	0	0	0	10	128
		KP	3	1	0	0	0	0	4	28
		Balochistan	2	1	0	0	0	0	3	33
		AJ&K	2	1	0	0	0	0	3	3
		GB	0	0	0	0	0	0	0	0
		FATA	0	0	0	0	0	0	0	0
37.	Science &	TOTAL	1	1	0	0	0	0	2	8
	Technology Division ,	Islamabad	0	0	0	0	0	0	0	5
	Islamabad.	Punjab	0	1	0	0	0	0	1	2
		Sindh R	0	0	0	0	0	0	0	0
		Sindh U	1	0	0	0	0	0	1	1
		KP	0	0	0	0	0	0	0	0
		Balochistan	0	0	0	0	0	0	0	0
		AJ&K	0	0	0	0	0	0	0	0
		GB	0	0	0	0	0	0	0	0
		FATA	0	0	0	0	0	0	0	0
38.	States and Frontier	G. TOTAL	0	3	1	0	0	0	4	15
	Regions Division	TOTAL	0	3	0	0	0	0	3	7
	Main, Islamabad.	Islamabad	0	1	0	0	0	0	1	2
		Punjab	0	0	0	0	0	0	0	3
		Sindh R	0	0	0	0	0	0	0	0
		Sindh U	0	1	0	0	0	0	1	1
		KP	0	1	0	0	0	0	1	1
		Balochistan	0	0	0	0	0	0	0	0
		AJ&K	0	0	0	0	0	0	0	0
		GB	0	0	0	0	0	0	0	0
		FATA	0	0	0	0	0	0	0	0

TABLE-26
DOMICILE WISE ACTUAL STRENGTH OF FEMALE EMPLOYEES BY BASIC SCALE AND DIVISIONS / ATTACHED DEPARTMENTS / SUBORDINATE OFFICES

DIVISION/OFFICE	DOMICILE	BASIC SCALE 17 to 22							G.TOTAL BS 1-22
		17	18	19	20	21	22	TOTAL	
Chief Commissioner for	TOTAL	0	0	1	0	0	0	1	8
Afghan Refugees,	Islamabad	0	0	0	0	0	0	0	0
Islamabad, Lahore,	Punjab	0	0	0	0	0	0	0	2
Quetta, Karachi,	Sindh R	0	0	0	0	0	0	0	0
Peshawar.	Sindh U	0	0	0	0	0	0	0	0
	KP	0	0	0	0	0	0	0	4
	Balochistan	0	0	1	0	0	0	1	2
	AJ&K	0	0	0	0	0	0	0	0
	GB	0	0	0	0	0	0	0	0
	FATA	0	0	0	0	0	0	0	0
39. Statistics Division	G. TOTAL	29	5	2	0	0	0	36	289
Main, Islamabad.	TOTAL	1	0	0	0	0	0	1	4
	Islamabad	0	0	0	0	0	0	0	1
	Punjab	1	0	0	0	0	0	1	2
	Sindh R	0	0	0	0	0	0	0	1
	Sindh U	0	0	0	0	0	0	0	0
	KP	0	0	0	0	0	0	0	0
	Balochistan	0	0	0	0	0	0	0	0
	AJ&K	0	0	0	0	0	0	0	0
	GB	0	0	0	0	0	0	0	0
	FATA	0	0	0	0	0	0	0	0
Pakistan Bureau of	TOTAL	28	5	2	0	0	0	35	285
Statistics, Islamabad.	Islamabad	3	0	1	0	0	0	4	37
	Punjab	12	5	1	0	0	0	18	130
	Sindh R	1	0	0	0	0	0	1	22
	Sindh U	10	0	0	0	0	0	10	46
	KP	1	0	0	0	0	0	1	31
	Balochistan	0	0	0	0	0	0	0	9
	AJ&K	1	0	0	0	0	0	1	4
	GB	0	0	0	0	0	0	0	6
	FATA	0	0	0	0	0	0	0	0
40. Textile Industry	G. TOTAL	0	0	0	1	0	0	1	10
Division	TOTAL	0	0	0	1	0	0	1	8
Main, Islamabad.	Islamabad	0	0	0	0	0	0	0	1
	Punjab	0	0	0	1	0	0	1	5
	Sindh R	0	0	0	0	0	0	0	0
	Sindh U	0	0	0	0	0	0	0	0
	KP	0	0	0	0	0	0	0	2
	Balochistan	0	0	0	0	0	0	0	0
	AJ&K	0	0	0	0	0	0	0	0
	GB	0	0	0	0	0	0	0	0
	FATA	0	0	0	0	0	0	0	0

TABLE-26
DOMICILE WISE ACTUAL STRENGTH OF FEMALE EMPLOYEES BY BASIC SCALE AND DIVISIONS / ATTACHED DEPARTMENTS / SUBORDINATE OFFICES

DIVISION/OFFICE	DOMICILE	BASIC SCALE 17 to 22							G.TOTAL BS 1-22
		17	18	19	20	21	22	TOTAL	
Textile Commissioner's	TOTAL	0	0	0	0	0	0	0	2
Organization, Karachi.	Islamabad	0	0	0	0	0	0	0	0
	Punjab	0	0	0	0	0	0	0	1
	Sindh R	0	0	0	0	0	0	0	1
	Sindh U	0	0	0	0	0	0	0	0
	KP	0	0	0	0	0	0	0	0
	Balochistan	0	0	0	0	0	0	0	0
	AJ&K	0	0	0	0	0	0	0	0
	GB	0	0	0	0	0	0	0	0
	FATA	0	0	0	0	0	0	0	0
	G. TOTAL	0	1	0	0	0	0	1	9
41. Water and Power	TOTAL	0	1	0	0	0	0	1	3
Division	TOTAL	0	1	0	0	0	0	1	3
Main, Islamabad.	Islamabad	0	0	0	0	0	0	0	0
	Punjab	0	1	0	0	0	0	1	3
	Sindh R	0	0	0	0	0	0	0	0
	Sindh U	0	0	0	0	0	0	0	0
	KP	0	0	0	0	0	0	0	0
	Balochistan	0	0	0	0	0	0	0	0
	AJ&K	0	0	0	0	0	0	0	0
	GB	0	0	0	0	0	0	0	0
	FATA	0	0	0	0	0	0	0	0
National Energy	TOTAL	0	0	0	0	0	0	0	0
Conservation Centre	Islamabad	0	0	0	0	0	0	0	0
(ENERCON), Islamabad	Punjab	0	0	0	0	0	0	0	0
	Sindh R	0	0	0	0	0	0	0	0
	Sindh U	0	0	0	0	0	0	0	0
	KP	0	0	0	0	0	0	0	0
	Balochistan	0	0	0	0	0	0	0	0
	AJ&K	0	0	0	0	0	0	0	0
	GB	0	0	0	0	0	0	0	0
	FATA	0	0	0	0	0	0	0	0
Office of the Chief	TOTAL	0	0	0	0	0	0	0	5
Engineering Adviser/	Islamabad	0	0	0	0	0	0	0	2
Chairman Federal	Punjab	0	0	0	0	0	0	0	3
Flood Commission,	Sindh R	0	0	0	0	0	0	0	0
Islamabad.	Sindh U	0	0	0	0	0	0	0	0
	KP	0	0	0	0	0	0	0	0
	Balochistan	0	0	0	0	0	0	0	0
	AJ&K	0	0	0	0	0	0	0	0
	GB	0	0	0	0	0	0	0	0
	FATA	0	0	0	0	0	0	0	0

TABLE-26
DOMICILE WISE ACTUAL STRENGTH OF FEMALE EMPLOYEES BY BASIC SCALE AND DIVISIONS / ATTACHED DEPARTMENTS / SUBORDINATE OFFICES

DIVISION/OFFICE	DOMICILE	BASIC SCALE 17 to 22							G.TOTAL BS 1-22
		17	18	19	20	21	22	TOTAL	
Pakistan Commissioner	TOTAL	0	0	0	0	0	0	0	1
for Indus Waters,	Islamabad	0	0	0	0	0	0	0	0
Lahore.	Punjab	0	0	0	0	0	0	0	1
	Sindh R	0	0	0	0	0	0	0	0
	Sindh U	0	0	0	0	0	0	0	0
	KP	0	0	0	0	0	0	0	0
	Balochistan	0	0	0	0	0	0	0	0
	AJ&K	0	0	0	0	0	0	0	0
	GB	0	0	0	0	0	0	0	0
	FATA	0	0	0	0	0	0	0	0
42. President's	TOTAL	1	0	0	1	1	0	3	18
Secretariat (Public),	Islamabad	0	0	0	0	0	0	0	0
Islamabad.	Punjab	1	0	0	1	1	0	3	17
	Sindh R	0	0	0	0	0	0	0	0
	Sindh U	0	0	0	0	0	0	0	0
	KP	0	0	0	0	0	0	0	0
	Balochistan	0	0	0	0	0	0	0	0
	AJ&K	0	0	0	0	0	0	0	1
	GB	0	0	0	0	0	0	0	0
	FATA	0	0	0	0	0	0	0	0
43. President's Secretariat	TOTAL	0	0	0	0	0	0	0	10
(Personal), Islamabad.	Islamabad	0	0	0	0	0	0	0	1
	Punjab	0	0	0	0	0	0	0	9
	Sindh R	0	0	0	0	0	0	0	0
	Sindh U	0	0	0	0	0	0	0	0
	KP	0	0	0	0	0	0	0	0
	Balochistan	0	0	0	0	0	0	0	0
	AJ&K	0	0	0	0	0	0	0	0
	GB	0	0	0	0	0	0	0	0
	FATA	0	0	0	0	0	0	0	0
44. Prime Minister's	G. TOTAL	3	2	2	3	3	1	14	20
Office (Public)	TOTAL	0	1	2	2	2	1	8	11
Main, Islamabad.	Islamabad	0	0	0	0	0	0	0	0
	Punjab	0	0	1	1	1	1	4	6
	Sindh R	0	0	0	0	0	0	0	0
	Sindh U	0	0	0	0	1	0	1	1
	KP	0	0	1	1	0	0	2	2
	Balochistan	0	1	0	0	0	0	1	1
	AJ&K	0	0	0	0	0	0	0	1
	GB	0	0	0	0	0	0	0	0
	FATA	0	0	0	0	0	0	0	0

TABLE-26
DOMICILE WISE ACTUAL STRENGTH OF FEMALE EMPLOYEES BY BASIC SCALE AND DIVISIONS / ATTACHED DEPARTMENTS / SUBORDINATE OFFICES

DIVISION/OFFICE	DOMICILE	BASIC SCALE 17 to 22							G.TOTAL BS 1-22
		17	18	19	20	21	22	TOTAL	
Board of Investment,	TOTAL	2	1	0	1	1	0	5	7
Islamabad.	Islamabad	0	0	0	0	0	0	0	0
	Punjab	2	1	0	0	0	0	3	4
	Sindh R	0	0	0	0	0	0	0	0
	Sindh U	0	0	0	1	0	0	1	2
	KP	0	0	0	0	0	0	0	0
	Balochistan	0	0	0	0	0	0	0	0
	AJ&K	0	0	0	0	1	0	1	1
	GB	0	0	0	0	0	0	0	0
	FATA	0	0	0	0	0	0	0	0
National Commission for	TOTAL	0	0	0	0	0	0	0	0
Government Reforms,	Islamabad	0	0	0	0	0	0	0	0
Islamabad.	Punjab	0	0	0	0	0	0	0	0
	Sindh R	0	0	0	0	0	0	0	0
	Sindh U	0	0	0	0	0	0	0	0
	KP	0	0	0	0	0	0	0	0
	Balochistan	0	0	0	0	0	0	0	0
	AJ&K	0	0	0	0	0	0	0	0
	GB	0	0	0	0	0	0	0	0
	FATA	0	0	0	0	0	0	0	0
Prime Minister's	TOTAL	1	0	0	0	0	0	1	2
Inspection Commission,	Islamabad	0	0	0	0	0	0	0	0
Islamabad.	Punjab	1	0	0	0	0	0	1	1
	Sindh R	0	0	0	0	0	0	0	0
	Sindh U	0	0	0	0	0	0	0	0
	KP	0	0	0	0	0	0	0	1
	Balochistan	0	0	0	0	0	0	0	0
	AJ&K	0	0	0	0	0	0	0	0
	GB	0	0	0	0	0	0	0	0
	FATA	0	0	0	0	0	0	0	0
45. Prime Minister's	TOTAL	0	0	0	0	0	0	0	21
Office (Internal),	Islamabad	0	0	0	0	0	0	0	3
Islamabad.	Punjab	0	0	0	0	0	0	0	16
	Sindh R	0	0	0	0	0	0	0	0
	Sindh U	0	0	0	0	0	0	0	0
	KP	0	0	0	0	0	0	0	1
	Balochistan	0	0	0	0	0	0	0	0
	AJ&K	0	0	0	0	0	0	0	0
	GB	0	0	0	0	0	0	0	0
	FATA	0	0	0	0	0	0	0	1

TABLE-26
DOMICILE WISE ACTUAL STRENGTH OF FEMALE EMPLOYEES BY BASIC SCALE AND DIVISIONS / ATTACHED DEPARTMENTS / SUBORDINATE OFFICES

DIVISION/OFFICE	DOMICILE	BASIC SCALE 17 to 22							G.TOTAL BS 1-22
		17	18	19	20	21	22	TOTAL	
46. National Assembly	TOTAL	5	0	1	0	0	0	6	44
Secretariat,	Islamabad	0	0	0	0	0	0	0	3
Islamabad.	Punjab	4	0	1	0	0	0	5	24
	Sindh R	0	0	0	0	0	0	0	5
	Sindh U	0	0	0	0	0	0	0	3
	KP	1	0	0	0	0	0	1	5
	Balochistan	0	0	0	0	0	0	0	2
	AJ&K	0	0	0	0	0	0	0	1
	GB	0	0	0	0	0	0	0	1
	FATA	0	0	0	0	0	0	0	0
47. Senate Secretariat,	TOTAL	4	6	5	2	0	0	17	42
Islamabad.	Islamabad	1	0	0	0	0	0	1	6
	Punjab	3	2	2	1	0	0	8	22
	Sindh R	0	1	0	1	0	0	2	4
	Sindh U	0	1	0	0	0	0	1	3
	KP	0	2	2	0	0	0	4	6
	Balochistan	0	0	1	0	0	0	1	1
	AJ&K	0	0	0	0	0	0	0	0
	GB	0	0	0	0	0	0	0	0
	FATA	0	0	0	0	0	0	0	0
48. Election Commission	G. TOTAL	7	5	1	2	0	0	15	65
of Pakistan	TOTAL	1	3	1	2	0	0	7	13
Main, Islamabad.	Islamabad	0	0	0	0	0	0	0	2
	Punjab	0	2	1	1	0	0	4	6
	Sindh R	0	0	0	0	0	0	0	0
	Sindh U	0	1	0	0	0	0	1	1
	KP	0	0	0	1	0	0	1	2
	Balochistan	0	0	0	0	0	0	0	0
	AJ&K	1	0	0	0	0	0	1	1
	GB	0	0	0	0	0	0	0	0
	FATA	0	0	0	0	0	0	0	1
Provincial Election	TOTAL	6	2	0	0	0	0	8	52
Commissioners,	Islamabad	0	0	0	0	0	0	0	0
Punjab, Sindh, KP,	Punjab	2	0	0	0	0	0	2	19
Balochistan.	Sindh R	0	0	0	0	0	0	0	6
	Sindh U	2	1	0	0	0	0	3	11
	KP	1	1	0	0	0	0	2	7
	Balochistan	1	0	0	0	0	0	1	9
	AJ&K	0	0	0	0	0	0	0	0
	GB	0	0	0	0	0	0	0	0
	FATA	0	0	0	0	0	0	0	0

TABLE-26
DOMICILE WISE ACTUAL STRENGTH OF FEMALE EMPLOYEES BY BASIC SCALE AND DIVISIONS / ATTACHED DEPARTMENTS / SUBORDINATE OFFICES

DIVISION/OFFICE	DOMICILE	BASIC SCALE 17 to 22							G.TOTAL BS 1-22
		17	18	19	20	21	22	TOTAL	
49. Wafaqi Mohtasib	TOTAL	5	6	0	0	1	0	12	34
(Ombudsman)'s	Islamabad	1	0	0	0	0	0	1	3
Secretariat,	Punjab	3	2	0	0	1	0	6	19
Islamabad.	Sindh R	0	3	0	0	0	0	3	3
	Sindh U	1	0	0	0	0	0	1	5
	KP	0	0	0	0	0	0	0	1
	Balochistan	0	1	0	0	0	0	1	2
	AJ&K	0	0	0	0	0	0	0	0
	GB	0	0	0	0	0	0	0	0
	FATA	0	0	0	0	0	0	0	1
50. Supreme Court	TOTAL	6	0	1	0	0	0	7	19
of Pakistan,	Islamabad	0	0	1	0	0	0	1	4
Islamabad.	Punjab	5	0	0	0	0	0	5	10
	Sindh R	0	0	0	0	0	0	0	2
	Sindh U	1	0	0	0	0	0	1	3
	KP	0	0	0	0	0	0	0	0
	Balochistan	0	0	0	0	0	0	0	0
	AJ&K	0	0	0	0	0	0	0	0
	GB	0	0	0	0	0	0	0	0
	FATA	0	0	0	0	0	0	0	0
51. Federal Tax	TOTAL	1	0	1	0	0	0	2	10
Ombudsman	Islamabad	0	0	0	0	0	0	0	0
Secretariat,	Punjab	1	0	1	0	0	0	2	8
Islamabad.	Sindh R	0	0	0	0	0	0	0	1
	Sindh U	0	0	0	0	0	0	0	1
	KP	0	0	0	0	0	0	0	0
	Balochistan	0	0	0	0	0	0	0	0
	AJ&K	0	0	0	0	0	0	0	0
	GB	0	0	0	0	0	0	0	0
	FATA	0	0	0	0	0	0	0	0
52. National Accountability	TOTAL	37	15	1	1	0	0	54	116
Bureau, Islamabad.	Islamabad	1	1	1	0	0	0	3	6
	Punjab	25	11	0	1	0	0	37	76
	Sindh R	2	1	0	0	0	0	3	8
	Sindh U	2	2	0	0	0	0	4	10
	KP	4	0	0	0	0	0	4	10
	Balochistan	2	0	0	0	0	0	2	4
	AJ&K	1	0	0	0	0	0	1	1
	GB	0	0	0	0	0	0	0	1
	FATA	0	0	0	0	0	0	0	0
G. TOTAL		4116	1357	549	116	40	11	6189	31281

TABLE-26
DOMICILE WISE ACTUAL STRENGTH OF FEMALE EMPLOYEES BY BASIC SCALE AND DIVISIONS / ATTACHED DEPARTMENTS / SUBORDINATE OFFICES

DIVISION/OFFICE	DOMICILE	BASIC SCALE 1 to 16																
		1	2	3	4	5	6	7	8	9	10	11	12	13	14	15	16	TOTAL
Directorate General of	TOTAL	7	19	0	0	0	0	0	0	3	0	33	0	0	18	2	6	88
Special Education,	Islamabad	2	2	0	0	0	0	0	0	1	0	6	0	0	3	0	1	15
Islamabad.	Punjab	4	14	0	0	0	0	0	0	0	0	20	0	0	11	2	3	54
	Sindh R	0	0	0	0	0	0	0	0	0	0	2	0	0	1	0	0	3
	Sindh U	0	0	0	0	0	0	0	0	0	0	2	0	0	1	0	1	4
	KP	1	2	0	0	0	0	0	0	2	0	2	0	0	1	0	1	9
	Balochistan	0	0	0	0	0	0	0	0	0	0	1	0	0	1	0	0	2
	AJ&K	0	0	0	0	0	0	0	0	0	0	0	0	0	0	0	0	0
	GB	0	1	0	0	0	0	0	0	0	0	0	0	0	0	0	0	1
	FATA	0	0	0	0	0	0	0	0	0	0	0	0	0	0	0	0	0
District Population	TOTAL	4	24	2	0	2	0	29	0	17	0	15	0	0	0	0	1	94
Welfare Office,	Islamabad	1	5	1	0	0	0	2	0	1	0	5	0	0	0	0	0	15
Islamabad	Punjab	3	13	0	0	0	0	19	0	13	0	7	0	0	0	0	0	55
	Sindh R	0	2	0	0	0	0	3	0	0	0	0	0	0	0	0	0	5
	Sindh U	0	0	0	0	0	0	0	0	0	0	0	0	0	0	0	0	0
	KP	0	3	1	0	1	0	4	0	1	0	2	0	0	0	0	1	13
	Balochistan	0	0	0	0	1	0	1	0	0	0	0	0	0	0	0	0	2
	AJ&K	0	1	0	0	0	0	0	0	1	0	1	0	0	0	0	0	3
	GB	0	0	0	0	0	0	0	0	1	0	0	0	0	0	0	0	1
	FATA	0	0	0	0	0	0	0	0	0	0	0	0	0	0	0	0	0
Federal College of	TOTAL	5	0	0	0	0	0	0	0	0	0	0	0	0	0	0	0	5
Education, Islamabad.	Islamabad	3	0	0	0	0	0	0	0	0	0	0	0	0	0	0	0	3
	Punjab	2	0	0	0	0	0	0	0	0	0	0	0	0	0	0	0	2
	Sindh R	0	0	0	0	0	0	0	0	0	0	0	0	0	0	0	0	0
	Sindh U	0	0	0	0	0	0	0	0	0	0	0	0	0	0	0	0	0
	KP	0	0	0	0	0	0	0	0	0	0	0	0	0	0	0	0	0
	Balochistan	0	0	0	0	0	0	0	0	0	0	0	0	0	0	0	0	0
	AJ&K	0	0	0	0	0	0	0	0	0	0	0	0	0	0	0	0	0
	GB	0	0	0	0	0	0	0	0	0	0	0	0	0	0	0	0	0
	FATA	0	0	0	0	0	0	0	0	0	0	0	0	0	0	0	0	0
Federal Directorate of	TOTAL	787	121	34	6	1	5	191	0	22	0	0	9	0	848	0	2235	4259
Education, Islamabad.	Islamabad	777	42	5	0	1	1	37	0	8	0	0	5	0	3	0	150	1029
	Punjab	7	59	18	6	0	2	97	0	8	0	0	4	0	505	0	1727	2433
	Sindh R	0	4	5	0	0	2	19	0	2	0	0	0	0	92	0	75	199
	Sindh U	3	6	5	0	0	0	15	0	1	0	0	0	0	84	0	90	204
	KP	0	3	0	0	0	0	13	0	3	0	0	0	0	119	0	133	271
	Balochistan	0	0	0	0	0	0	2	0	0	0	0	0	0	18	0	20	40
	AJ&K	0	7	1	0	0	0	7	0	0	0	0	0	0	20	0	16	51
	GB	0	0	0	0	0	0	0	0	0	0	0	0	0	2	0	11	13
	FATA	0	0	0	0	0	0	1	0	0	0	0	0	0	5	0	13	19

TABLE-26

DOMICILE WISE ACTUAL STRENGTH OF FEMALE EMPLOYEES BY BASIC SCALE AND DIVISIONS / ATTACHED DEPARTMENTS / SUBORDINATE OFFICES

DIVISION/OFFICE	DOMICILE	BASIC SCALE 1 to 16																	
		1	2	3	4	5	6	7	8	9	10	11	12	13	14	15	16	TOTAL	
National Institute of Science & Technical Education, Islamabad.	TOTAL	1	0	0	0	0	0	0	0	1	0	0	0	0	0	0	0	2	
	Islamabad	0	0	0	0	0	0	0	0	0	0	0	0	0	0	0	0	0	0
	Punjab	1	0	0	0	0	0	0	0	1	0	0	0	0	0	0	0	0	2
	Sindh R	0	0	0	0	0	0	0	0	0	0	0	0	0	0	0	0	0	0
	Sindh U	0	0	0	0	0	0	0	0	0	0	0	0	0	0	0	0	0	0
	KP	0	0	0	0	0	0	0	0	0	0	0	0	0	0	0	0	0	0
	Balochistan	0	0	0	0	0	0	0	0	0	0	0	0	0	0	0	0	0	0
	AJ&K	0	0	0	0	0	0	0	0	0	0	0	0	0	0	0	0	0	0
	GB	0	0	0	0	0	0	0	0	0	0	0	0	0	0	0	0	0	0
	FATA	0	0	0	0	0	0	0	0	0	0	0	0	0	0	0	0	0	0
Shaheed Zulfiqar Ali Bhutto	TOTAL	47	110	7	0	0	0	4	0	15	0	6	6	1	9	1	518	724	
Medical University (PIMS), Islamabad	Islamabad	12	21	4	0	0	0	2	0	0	0	0	0	0	2	0	13	54	
	Punjab	33	76	2	0	0	0	2	0	11	0	2	6	0	5	0	348	485	
	Sindh R	0	0	0	0	0	0	0	0	2	0	0	0	0	0	0	20	22	
	Sindh U	0	0	0	0	0	0	0	0	0	0	4	0	0	2	0	33	39	
	KP	2	9	0	0	0	0	0	0	1	0	0	0	0	0	0	77	89	
	Balochistan	0	0	0	0	0	0	0	0	0	0	0	0	0	0	0	1	1	
	AJ&K	0	4	0	0	0	0	0	0	1	0	0	0	0	0	0	14	19	
	GB	0	0	1	0	0	0	0	0	0	0	0	0	0	0	0	0	1	
	FATA	0	0	0	0	0	0	0	0	0	0	0	0	1	0	1	12	14	
	Regional Training Institute, Islamabad.	TOTAL	0	2	0	0	1	0	0	0	0	0	1	0	0	2	0	0	6
Islamabad	0	0	0	0	1	0	0	0	0	0	0	0	0	0	0	0	0	1	
Punjab	0	1	0	0	0	0	0	0	0	0	1	0	0	1	0	0	0	3	
Sindh R	0	0	0	0	0	0	0	0	0	0	0	0	0	0	0	0	0	0	
Sindh U	0	0	0	0	0	0	0	0	0	0	0	0	0	0	0	0	0	0	
KP	0	1	0	0	0	0	0	0	0	0	0	0	0	1	0	0	0	2	
Balochistan	0	0	0	0	0	0	0	0	0	0	0	0	0	0	0	0	0	0	
AJ&K	0	0	0	0	0	0	0	0	0	0	0	0	0	0	0	0	0	0	
GB	0	0	0	0	0	0	0	0	0	0	0	0	0	0	0	0	0	0	
FATA	0	0	0	0	0	0	0	0	0	0	0	0	0	0	0	0	0	0	
Social Welfare Centre, Islamabad.	TOTAL	4	2	2	0	0	0	5	12	7	0	8	0	0	0	4	2	46	
Islamabad	4	1	1	0	0	0	3	5	0	0	5	0	0	0	2	0	0	21	
Punjab	0	1	1	0	0	0	2	7	7	0	0	0	0	0	1	2	0	21	
Sindh R	0	0	0	0	0	0	0	0	0	0	0	0	0	0	0	0	0	0	
Sindh U	0	0	0	0	0	0	0	0	0	0	0	0	0	0	0	0	0	0	
KP	0	0	0	0	0	0	0	0	0	0	1	0	0	0	0	0	0	1	
Balochistan	0	0	0	0	0	0	0	0	0	0	0	0	0	0	0	0	0	0	
AJ&K	0	0	0	0	0	0	0	0	0	0	1	0	0	0	0	0	0	1	
GB	0	0	0	0	0	0	0	0	0	0	1	0	0	0	0	0	0	1	
FATA	0	0	0	0	0	0	0	0	0	0	0	0	0	0	1	0	0	1	

TABLE-26

DOMICILE WISE ACTUAL STRENGTH OF FEMALE EMPLOYEES BY BASIC SCALE AND DIVISIONS / ATTACHED DEPARTMENTS / SUBORDINATE OFFICES

DIVISION/OFFICE	DOMICILE	BASIC SCALE 1 to 16																
		1	2	3	4	5	6	7	8	9	10	11	12	13	14	15	16	TOTAL
Zoological Survey of	TOTAL	0	0	1	0	0	0	1	0	0	2	0	0	0	0	0	1	5
Pakistan, Islamabad.	Islamabad	0	0	0	0	0	0	0	0	0	0	0	0	0	0	0	0	0
	Punjab	0	0	0	0	0	0	1	0	0	1	0	0	0	0	0	1	3
	Sindh R	0	0	0	0	0	0	0	0	0	0	0	0	0	0	0	0	0
	Sindh U	0	0	1	0	0	0	0	0	0	1	0	0	0	0	0	0	2
	KP	0	0	0	0	0	0	0	0	0	0	0	0	0	0	0	0	0
	Balochistan	0	0	0	0	0	0	0	0	0	0	0	0	0	0	0	0	0
	AJ&K	0	0	0	0	0	0	0	0	0	0	0	0	0	0	0	0	0
	GB	0	0	0	0	0	0	0	0	0	0	0	0	0	0	0	0	0
	FATA	0	0	0	0	0	0	0	0	0	0	0	0	0	0	0	0	0
7. Defence Division	G. TOTAL	2391	1393	533	206	133	146	743	101	348	9	159	47	0	1007	33	1244	8493
Main, Rawalpindi.	TOTAL	0	0	0	0	0	0	6	0	3	0	0	0	0	4	1	2	16
	Islamabad	0	0	0	0	0	0	0	0	0	0	0	0	0	0	0	0	0
	Punjab	0	0	0	0	0	0	3	0	2	0	0	0	0	4	1	2	12
	Sindh R	0	0	0	0	0	0	1	0	0	0	0	0	0	0	0	0	1
	Sindh U	0	0	0	0	0	0	1	0	0	0	0	0	0	0	0	0	1
	KP	0	0	0	0	0	0	0	0	1	0	0	0	0	0	0	0	1
	Balochistan	0	0	0	0	0	0	0	0	0	0	0	0	0	0	0	0	0
	AJ&K	0	0	0	0	0	0	0	0	0	0	0	0	0	0	0	0	0
	GB	0	0	0	0	0	0	1	0	0	0	0	0	0	0	0	0	1
	FATA	0	0	0	0	0	0	0	0	0	0	0	0	0	0	0	0	0
Director General ISI,	TOTAL	2	3	1	0	0	3	4	0	4	2	0	0	0	7	0	1	27
Islamabad.	Islamabad	0	1	1	0	0	0	1	0	1	0	0	0	0	1	0	0	5
	Punjab	1	1	0	0	0	2	3	0	3	1	0	0	0	4	0	1	16
	Sindh R	0	0	0	0	0	1	0	0	0	0	0	0	1	0	0	2	
	Sindh U	0	0	0	0	0	0	0	0	0	0	0	0	0	0	0	0	
	KP	1	1	0	0	0	0	0	0	0	1	0	0	0	1	0	0	4
	Balochistan	0	0	0	0	0	0	0	0	0	0	0	0	0	0	0	0	0
	AJ&K	0	0	0	0	0	0	0	0	0	0	0	0	0	0	0	0	0
	GB	0	0	0	0	0	0	0	0	0	0	0	0	0	0	0	0	0
	FATA	0	0	0	0	0	0	0	0	0	0	0	0	0	0	0	0	0
Federal Government	TOTAL	0	0	483	0	0	23	50	71	83	0	3	2	0	849	25	946	2535
Educational Institutions	Islamabad	0	0	0	0	0	0	0	0	0	0	1	0	0	1	0	3	5
(Cantt./Garrison)	Punjab	0	0	148	0	0	15	0	71	43	0	1	2	0	527	16	658	1481
Directorate, Rawalpindi.	Sindh R	0	0	54	0	0	2	8	0	7	0	0	0	0	58	0	48	177
	Sindh U	0	0	65	0	0	1	11	0	8	0	1	0	0	53	3	56	198
	KP	0	0	75	0	0	4	19	0	12	0	0	0	0	134	5	127	376
	Balochistan	0	0	45	0	0	1	10	0	7	0	0	0	0	41	1	26	131
	AJ&K	0	0	37	0	0	0	2	0	0	0	0	0	0	18	0	22	79
	GB	0	0	30	0	0	0	0	0	1	0	0	0	0	9	0	6	46
	FATA	0	0	29	0	0	0	0	0	5	0	0	0	0	8	0	0	42

TABLE-26
DOMICILE WISE ACTUAL STRENGTH OF FEMALE EMPLOYEES BY BASIC SCALE AND DIVISIONS / ATTACHED DEPARTMENTS / SUBORDINATE OFFICES

DIVISION/OFFICE	DOMICILE	BASIC SCALE 1 to 16																
		1	2	3	4	5	6	7	8	9	10	11	12	13	14	15	16	TOTAL
49. Wafaqi Mohtasib	TOTAL	2	1	0	0	0	0	3	0	4	0	0	0	0	11	0	1	22
(Ombudsman)'s	Islamabad	0	1	0	0	0	0	1	0	0	0	0	0	0	0	0	0	2
Secretariat,	Punjab	1	0	0	0	0	0	1	0	4	0	0	0	0	6	0	1	13
Islamabad.	Sindh R	0	0	0	0	0	0	0	0	0	0	0	0	0	0	0	0	0
	Sindh U	0	0	0	0	0	0	0	0	0	0	0	0	0	4	0	0	4
	KP	0	0	0	0	0	0	1	0	0	0	0	0	0	0	0	0	1
	Balochistan	1	0	0	0	0	0	0	0	0	0	0	0	0	0	0	0	1
	AJ&K	0	0	0	0	0	0	0	0	0	0	0	0	0	0	0	0	0
	GB	0	0	0	0	0	0	0	0	0	0	0	0	0	0	0	0	0
	FATA	0	0	0	0	0	0	0	0	0	0	0	0	0	1	0	0	1
50. Supreme Court	TOTAL	0	0	0	0	0	0	4	2	1	1	0	0	0	4	0	0	12
of Pakistan,	Islamabad	0	0	0	0	0	0	0	0	1	0	0	0	0	2	0	0	3
Islamabad.	Punjab	0	0	0	0	0	0	0	2	0	1	0	0	0	2	0	0	5
	Sindh R	0	0	0	0	0	0	2	0	0	0	0	0	0	0	0	0	2
	Sindh U	0	0	0	0	0	0	2	0	0	0	0	0	0	0	0	0	2
	KP	0	0	0	0	0	0	0	0	0	0	0	0	0	0	0	0	0
	Balochistan	0	0	0	0	0	0	0	0	0	0	0	0	0	0	0	0	0
	AJ&K	0	0	0	0	0	0	0	0	0	0	0	0	0	0	0	0	0
	GB	0	0	0	0	0	0	0	0	0	0	0	0	0	0	0	0	0
	FATA	0	0	0	0	0	0	0	0	0	0	0	0	0	0	0	0	0
51. Federal Tax	TOTAL	0	0	0	0	0	0	1	0	1	0	0	0	0	5	0	1	8
Ombudsman	Islamabad	0	0	0	0	0	0	0	0	0	0	0	0	0	0	0	0	0
Secretariat,	Punjab	0	0	0	0	0	0	1	0	0	0	0	0	0	4	0	1	6
Islamabad.	Sindh R	0	0	0	0	0	0	0	0	1	0	0	0	0	0	0	0	1
	Sindh U	0	0	0	0	0	0	0	0	0	0	0	0	0	1	0	0	1
	KP	0	0	0	0	0	0	0	0	0	0	0	0	0	0	0	0	0
	Balochistan	0	0	0	0	0	0	0	0	0	0	0	0	0	0	0	0	0
	AJ&K	0	0	0	0	0	0	0	0	0	0	0	0	0	0	0	0	0
	GB	0	0	0	0	0	0	0	0	0	0	0	0	0	0	0	0	0
	FATA	0	0	0	0	0	0	0	0	0	0	0	0	0	0	0	0	0
52. National Accountability	TOTAL	11	0	0	0	0	0	4	0	4	0	0	4	0	15	0	24	62
Bureau, Islamabad.	Islamabad	2	0	0	0	0	0	0	0	0	0	0	0	0	1	0	0	3
	Punjab	9	0	0	0	0	0	3	0	1	0	0	3	0	9	0	14	39
	Sindh R	0	0	0	0	0	0	0	0	0	0	0	1	0	1	0	3	5
	Sindh U	0	0	0	0	0	0	0	0	3	0	0	0	0	2	0	1	6
	KP	0	0	0	0	0	0	0	0	0	0	0	0	0	1	0	5	6
	Balochistan	0	0	0	0	0	0	0	0	0	0	0	0	0	1	0	1	2
	AJ&K	0	0	0	0	0	0	0	0	0	0	0	0	0	0	0	0	0
	GB	0	0	0	0	0	0	1	0	0	0	0	0	0	0	0	0	1
	FATA	0	0	0	0	0	0	0	0	0	0	0	0	0	0	0	0	0
	G. TOTAL	3668	2351	1060	431	1899	217	1935	199	2481	64	1460	263	27	3372	117	5548	25092