



**ANNUAL STATISTICAL BULLETIN OF
FEDERAL GOVERNMENT EMPLOYEES
2015-16**

**PAKISTAN PUBLIC ADMINISTRATION RESEARCH CENTRE,
MANAGEMENT SERVICES WING, ESTABLISHMENT DIVISION,
ISLAMABAD**

FOR OFFICIAL USE



**ANNUAL STATISTICAL BULLETIN OF
FEDERAL GOVERNMENT EMPLOYEES
2015-16**

**PAKISTAN PUBLIC ADMINISTRATION RESEARCH CENTRE,
MANAGEMENT SERVICES WING, ESTABLISHMENT DIVISION,
ISLAMABAD**

FOREWORD

Pakistan Public Administration Research Centre (PPARC), Establishment Division is maintaining the data on annual basis regarding Federal Government civil employees in shape of bulletins. The current Annual Statistical Bulletin for the year 2015-16 has been prepared after collecting data from all the Ministries / Divisions / Attached Departments working in the Federal Government. This bulletin contains information about number of all civil employees working in the Federal Government in Basic Scales 1 to 22. The in hand report comprised of analysis as well as data tabulations.

2. The analytical portion of the report reveals in depth analysis of all the categories of employees showing sanctioned posts, actual working strength, their percentages, bar charts, and pie charts which is a useful addition and creates interest for the readers. The analysis provides true picture of all the tabulations and readers could get benefit from it without going into detailed study of each and every table provided in the report. This bulletin is a valuable data bank for policy makers, planners, researchers, academicians, students, etc. for planning and research regarding Federal Government civil employees.

3. I would like to thank, all the focal persons of various Ministries / Divisions / Organizations / Departments for their timely support and cooperation, which enabled PPARC to complete this gigantic task. The Director General and Statistical Cell of PPARC also deserve appreciation for their dedication to complete this bulletin.

(TAHIR HUSSAIN)
Additional Secretary
Establishment Division

Islamabad

PREFACE

Pakistan Public Administration Research Centre (PPARC), Establishment Division has been maintaining statistical record in respect of civil employees of the Federal Government on annual basis since 1997, by publishing Annual Statistical Bulletins. The current volume of the Annual Statistical Bulletin of the Federal Government Employees is the 19th of this data series.

2. The analysis of data shows that size of Federal Government in respect of sanctioned and actual strength of its civil employees is 520,382 and 454,517 respectively. Out of total sanctioned strength 87.34% posts are filled, whereas 12.66% posts are vacant in various Ministries / Divisions and organizations during the year 2015-16. The distribution of actual strength shows that a small share of 5.57% is occupied by the officers working in basic scales 17-22, whereas 94.43% is occupied by employees working in basic scales 1-16, which is a very large share in the total staff strength.

3. The current Annual Statistical Bulletin 2015-16 covers division / office-wise, domicile, gender and religion-wise information along with data of occupational groups regarding sanctioned and actual strength in respect of all categories of Federal Government employees who are civil servants. The publication has been prepared on the basis of latest available data provided by various Ministries / Divisions / Departments / Offices of the Federal Government, on the prescribed format in shape of proforma designed by the PPARC.

4. I would like to thank, all focal persons of various Ministries / Divisions for their valuable support and data which enabled PPARC to complete this bulletin in time. The dedicated efforts made by officers and staff of Statistical Cell of PPARC in collection, compilation and analysis of data are also appreciated. The valuable suggestions and comments for improvement of the bulletin will be highly appreciated.

(Muhammad Lakhkar Khan Hoti)
Director General

Islamabad

**FEDERAL GOVERNMENT CIVIL EMPLOYEES AT A GLANCE
FOR 2015-16**

Description of Employees	Total Strength
Sanctioned Posts	520382
Filled-in Posts	454517
Vacant Posts	65865
Female Employees	23298
Non Muslim Employees	11470
Employees of Occupational Groups	6289
Female Employees of Occupational Groups	978
Secretariat Employees	
Sanctioned Posts	23568
Filled-in Posts	19850
Vacant Posts	3718
Female Employees	1133
Employees of Attached / Subordinate Departments	
Sanctioned Posts	496814
Filled-in Posts	434667
Vacant Posts	62147
Female Employees	22165

LIST OF CONTRIBUTORS OF PPARC

Mr. Muhammad Lakhkar Khan Hoti Director General	Team Leader
Mr. Amjad Javaid Sandhu Director (Statistics)	Technical Supervision and Analysis
Mr. Shahid Nawaz Satti Senior Statistical Officer	Supervision of Data Collection
Mr. Aftab Ahmed Qazi Chief Statistical Officer	Data Collection
Sardar Muhammad Jamil Statistical Officer	Data Collection
Miss Rukhsana Statistical Officer	Data Collection,
Mr. Abdul Qayyum Abbasi Statistical Officer	Data Collection, Compilation & Tabulation
Mr. Sardar Wajid Printing Officer	Supervision of Printing Process

Staff Participation

Mr. Mubashir Hussain Stenotypist	Mr. Muhammad Yousaf Statistical Assistant
Mr. Umar Mehmood Abbasi Statistical Assistant	Mr. Javed Ahmad Statistical Assistant
Mr. M. Hussain Shahid Statistical Assistant	Syed Asim Iqbal Statistical Clerk (Computerized Composition)
Mr. Abdul Karim Nizamani Statistical Assistant	Mr. Abdul Sattar Bajwa Junior Statistical Clerk
Mrs. Farzana Naheed Statistical Assistant	

CONTENTS

Sr. No.	TITLE	PAGE(S)
1.	Foreword	(i)
2.	Preface	(iii)
3.	Federal Government Civil Employees at a Glance	(v)
4.	List of Contributors of PPARC	(vii)
5.	Overview of Public Sector Employment during 2015-2016	1-28
STATISTICAL TABLES:		29-291
Table-1	Sanctioned and Actual Strength of Employees by Basic Scale and Domicile.	31
Table-2	Actual Strength of Female Employees by Basic Scale and Domicile.	32
Table-3	Sanctioned and Actual Strength of Employees in Federal Secretariat by Basic Scale and Domicile.	33
Table-4	Actual Strength of Female Employees in Federal Secretariat by Basic Scale and Domicile.	34
Table-5	Sanctioned and Actual Strength of Employees in Attached Departments / Subordinate Offices by Basic Scale and Domicile.	35
Table-6	Actual Strength of Female Employees in Attached Departments / Subordinate Offices by Basic Scale and Domicile.	36
Table-7	Employees by Basic Scale and Occupational / Functional Group.	37
Table-8	Employees by Occupational / Functional Group and Province of Domicile.	38
Table-9	Female Employees by Basic Scale and Occupational / Functional Group.	39
Table-10	Female Employees by Occupational / Functional Group and Province of Domicile.	40
Table-11	Year Wise Employment Status by Province of Domicile.	41
Table-12	Actual Strength of Female Employees Over the years	42
Table-13	Year Wise Sanctioned Strength of Employees by Basic Scale	43
Table-14	Year Wise Actual Strength of Employees by Basic Scale	44
Table-15	Employment Status Over the Years.	45
Table-16	Non-Muslim Employees by Domicile and Basic Scale.	46
Table-17	Christian Employees by Domicile and Basic Scale.	47
Table-18	Ahmdi Employees by Domicile and Basic Scale.	48
Table-19	Hindu (Caste) Employees by Domicile and Basic Scale.	49
Table-20	Hindu (Non Caste) Employees by Domicile and Basic Scale.	50
Table-21	Sikh Employees by Domicile and Basic Scale.	51
Table-22	Others Non Muslim Employees by Domicile and Basic Scale.	52
Table-23	Sanctioned Strength By Basic Scale and Division / Attached Departments / Subordinate Offices.	53-86
Table-24	Domicile Wise Actual Strength of Employees By Basic Scale and Division / Attached Departments / Subordinate Offices.	87-188
Table-25	Domicile Wise Actual Strength of Female Employees by Basic Scale and Division / Attached Departments / Subordinate Offices.	189-290
Table-26	Management Position Scales (MP-I, MP-II and MP-III) in Federal Government.	291

OVERVIEW OF PUBLIC SECTOR EMPLOYMENT DURING 2015-16

INTRODUCTION

Pakistan Public Administration Research Centre (PPARC), Establishment Division is responsible to collect, compile and disseminate the data of Federal Government employees. For this purpose, PPARC periodically carries out censuses of Federal Government employees in terms of their classifications and characteristics. In addition to triennial censuses, the statistical bulletins are also produced and published on annual basis. The data for bulletins are collected at Division / Department level showing sanctioned and actual strength of employees working as civil servants.

2. These bulletins are user intensive and are compiled according to their possible requirements of current statistics. Parliament, Establishment Division, Finance Division, Planning Development & Reform Division, Provincial Governments, Research Institutions and Non-Governmental Organizations (NGOs) are some of the major institutions making use of these bulletins, for having authentic figures on the human resource at Federal Government level all over the country. Consequently, eighteen annual statistical bulletins of Federal Government civil employees had been published on the basis of fiscal years, starting from 1997-98.

3. This is the nineteenth annual statistical bulletin for the period 2015-16 and depicts the employment status as on 01-07-2015. It contains wide range of statistics covering not only the sanctioned and actual working strength of employees but also presents domicile wise breakup of all the categories of the Federal Government employees. The scope of data has been extended upto 14 occupational / functional groups with detail of basic scales and domicile wise position of incumbents working in these groups. The

bulletin also contains domicile wise data about the non-muslim employees. It also includes information about female employees working in Federal Government as civil servants. While their domicile and basic scale wise breakup is also provided in this bulletin. The compilation of this bulletin is based on the primary source of data and information has been collected from various Ministries / Divisions / Departments / Offices directly during 2015-16.

DATA ANALYSIS

4. This bulletin comprises current data for the year 2015-16 with reference period 01-07-2015. The data are obtained at administrative level of each Ministry / Division / Department. The analysis of main data items is provided in this part of the report for the easement of readers.

SECTION-A: OVERALL STRENGTH OF EMPLOYEES

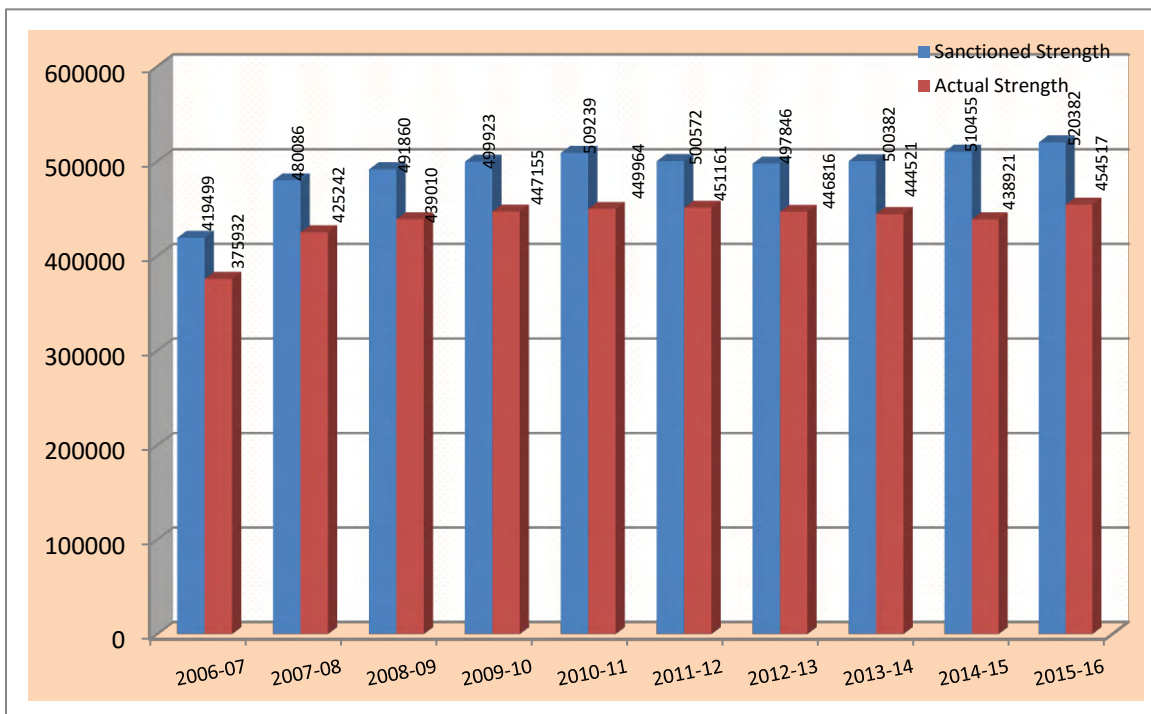
5. Overall strength of employees working in Federal Government is discussed in this section. Sanctioned and actual working strength, basic scale wise strength, female employees and domicile wise employees are analyzed in this section.

I. Sanctioned and Actual Working Strength

6. The bulletin contains information about entire public sector employment status during the last ten years from 2006-07 to 2015-16 in terms of sanctioned and actual working strength of the federal employees. The historical trend shows that the public sector employment situation reveals a mix trend of increase / decrease during last ten years. The job opportunities in public sector almost remained fluctuant during last ten years from 2006-07 to 2015-16. However, during last five years from 2011-12 to

2015-16 the size of the Federal Government in respect of its sanctioned and actual strength of employees shows increases of 2.22% and 1.05% (on average basis) respectively. When we look into last two years, during current fiscal year 2015-16, an increase of almost 1.94% is observed in sanctioned strength and 3.55% is recorded in actual working strength from 2014-15. Bar chart in Figure-1 shows the pictorial sanctioned and actual strength of employees for the last ten years.

Figure-1: Sanctioned and Actual Working Strength of Employees.

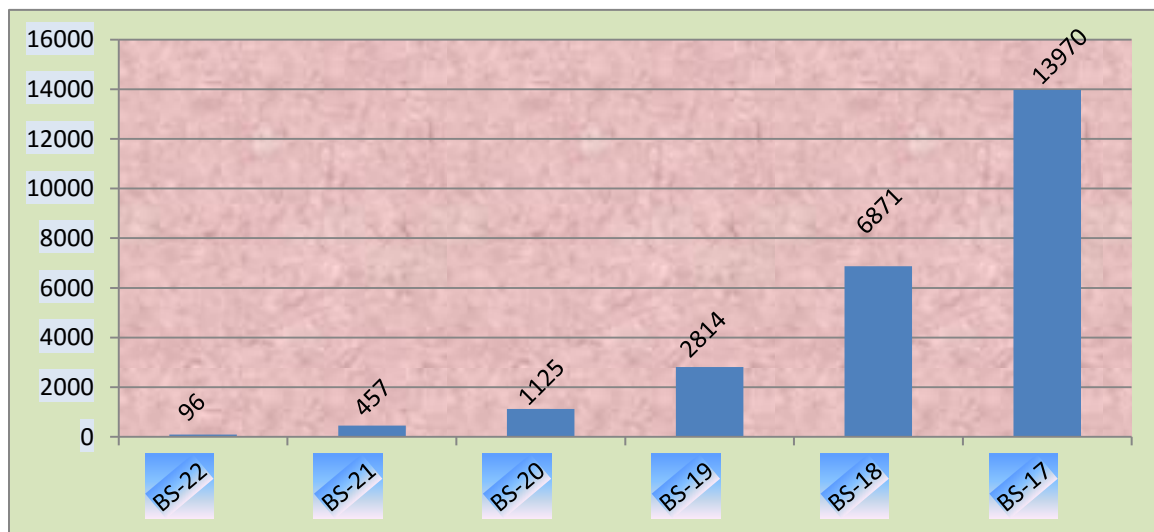


7. Size of Federal Government in respect of sanctioned and actual strength is 520,382 and 454,517 posts on 1st July, 2015 as against 510,455 and 438,921 posts on 1st July of the last year respectively. Out of total sanctioned strength, 87.34% posts are filled, whereas 12.66% posts remain vacant in the various Ministries / Divisions and other government

organizations during the period under study. The basic scale wise distribution of actual working strength shows that a small share of 5.57% is occupied by the officers in BS 17-22, whereas, remaining 94.43% share goes to the employees working in BS 1-16.

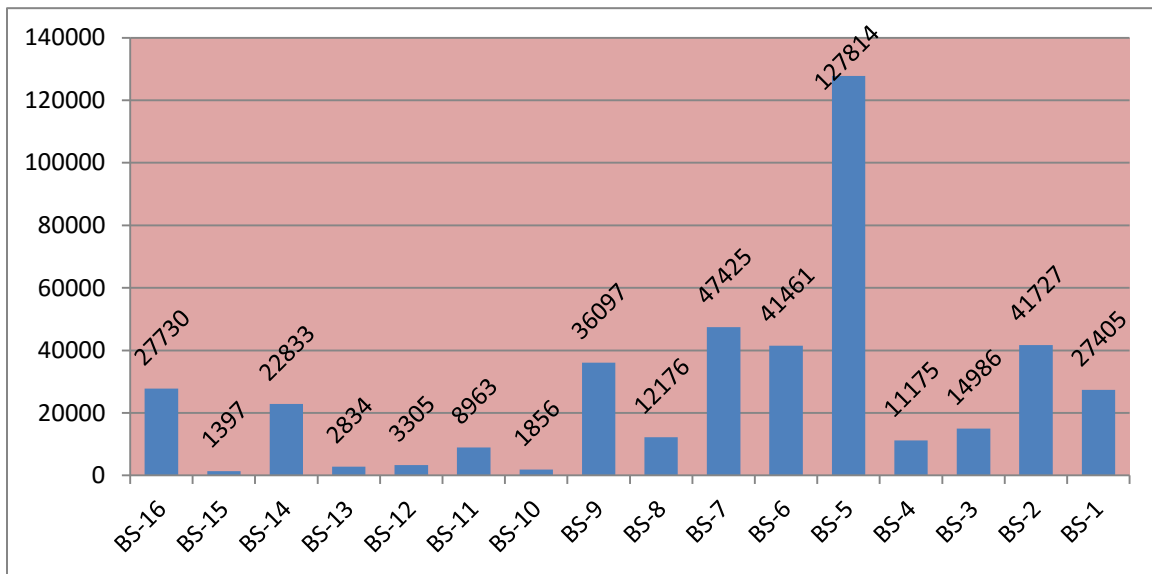
8. The Basic Scale wise analysis further uncovers that BS-17, BS-20, BS-21 and BS-22 show higher trend of 14.13%, 3.78%, 15.99% and 24.68% respectively as against last year's actual working strength. However, BS-18, and BS-19 show slight decrease in actual strength as 7.27% and 1.64% respectively. For sanctioned strength, increasing trends of 14.15% for BS-17, 4.48% for BS-21 and 5.50% for BS-22 are observed while decreasing trends of 10.93% for BS-18, 1.67% for BS-19 and 2.92% for BS-20 are shown from the data. However, significant increases have also been witnessed in actual strength of BS-1, BS-3, BS-5, BS-6, BS-7, BS-8, BS-11, BS-12, BS-14 and BS-15 at the rate of 0.56%, 65.96%, 6.23%, 3.46%, 5.67%, 12.26%, 2.52%, 3.28%, 0.38% and 6.97% respectively due to pragmatic promotion policy of the government and up gradation of the posts.

Figure-2: Scale Wise Working Employees in BS 17 to 22.



The overall actual strength in BS 17-22 and BS 1-16 witnesses increase of 5.27% and 3.45% in the year 2015-16. Figure-2 depicts the scale wise strength of officers working in BS 17 to 22 while Figure-3 shows the strength of employees working in BS 1 to 16.

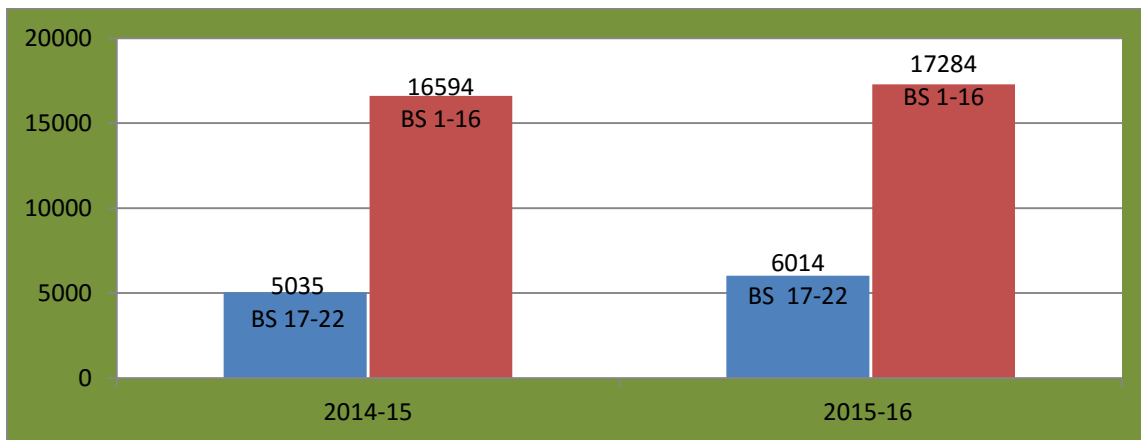
Figure-3: Scale Wise Working Employees in BS 1 to 16.



II. Female Employees

9. The actual strength of Federal Government female employees for the year 2015-16 is 23,298 as against 21,629 in previous year, showing a significant increase of 7.72% as compared to 2014-15. Out of total strength of 454,517 Federal Government employees, the percentage share of female employees in public sector stands at 5.13% during 2015-16. The distribution of actual strength also shows that 25.81% posts are occupied by the BS 17-22 female officers and remaining share of 74.19% goes to BS 1-16 female employees out of 23,298 total female employees. Bar chart in Figure-4 shows female employees.

Figure-4: Female Employees.



III. Domicile Wise Analysis

10. The provincial and regional domicile wise analysis shows that the employment growth of Khyber Pakhtunkhwa, FATA, Punjab and Sindh reveals an increase of 5.80%, 3.75%, 3.02%, 1.40% and 0.74% respectively during the period under discussion.

11. Overall share of the provinces on the basis of their quota including Civil Armed Forces (CAF) in actual working strength of 454,517 employees, shows that Punjab has 45.18% share including 2.09% Islamabad, followed by Khyber Pakhtunkhwa has 26.87% share. Similarly, the province of Sindh has 13.38% share (Sindh Rural 6.41% and Sindh Urban 6.97%) while share for Gilgit Baltistan, Balochistan, FATA and Azad Jammu & Kashmir remain 6.59%, 3.96%, 3% and 1.02% respectively. Similar trend has also been seen in the female employment in the Federal Government. Punjab, including 7.72% Islamabad, enjoys the largest share of female employment to the ratio of 63%, followed by Sindh 13.20% (Sindh Rural 5.66% and Sindh Urban 7.54%), Khyber Pakhtunkhwa 7.48%, Balochistan 2.23%, whereas, Gilgit Baltistan,

Azad Jammu & Kashmir and FATA occupy 12.03%, 1.33% and 0.72% posts, respectively.

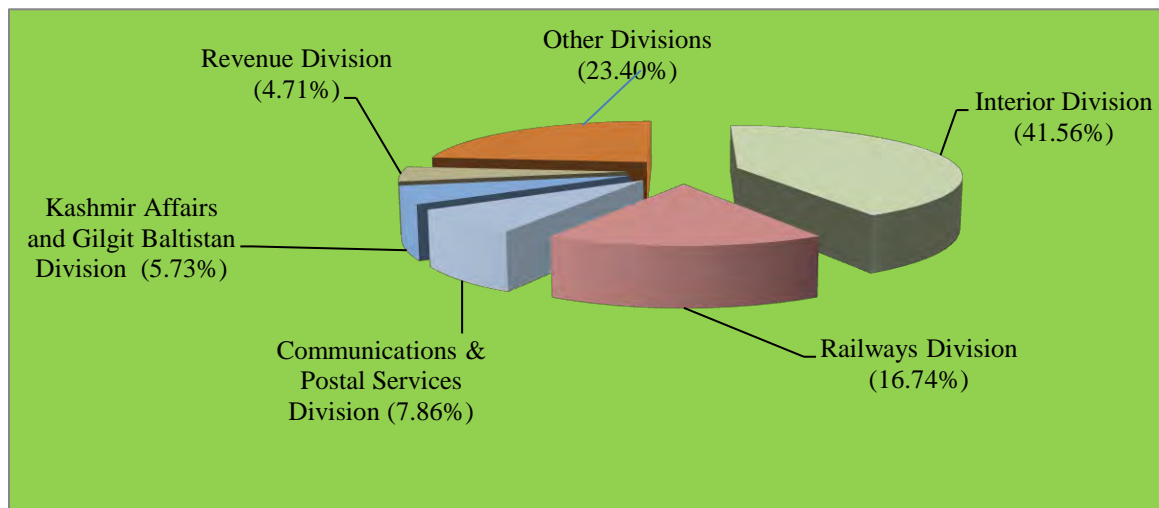
SECTION-B: MANPOWER DISTRIBUTION

12. This section deals with distribution of manpower in different divisions, showing basic scale wise distribution of employees working in main secretariat and attached departments / subordinate offices.

I. Manpower Distribution in Divisions

13. Amongst the divisions of the Federal Government, Interior Division is the largest administrative unit due to Civil Armed Forces (CAF) which comes out to be 41.56% (188,924) of the actual working strength (454,517). The second largest unit is the Railways Division with 16.74%, while Communications & Postal Services, Kashmir Affairs & Gilgit Baltistan and Revenue Divisions with 7.86%, 5.73% and 4.71% rank third, fourth and fifth respectively as compared to other divisions having a share of 23.40%. Figure-5 describes the overall manpower distribution in different divisions.

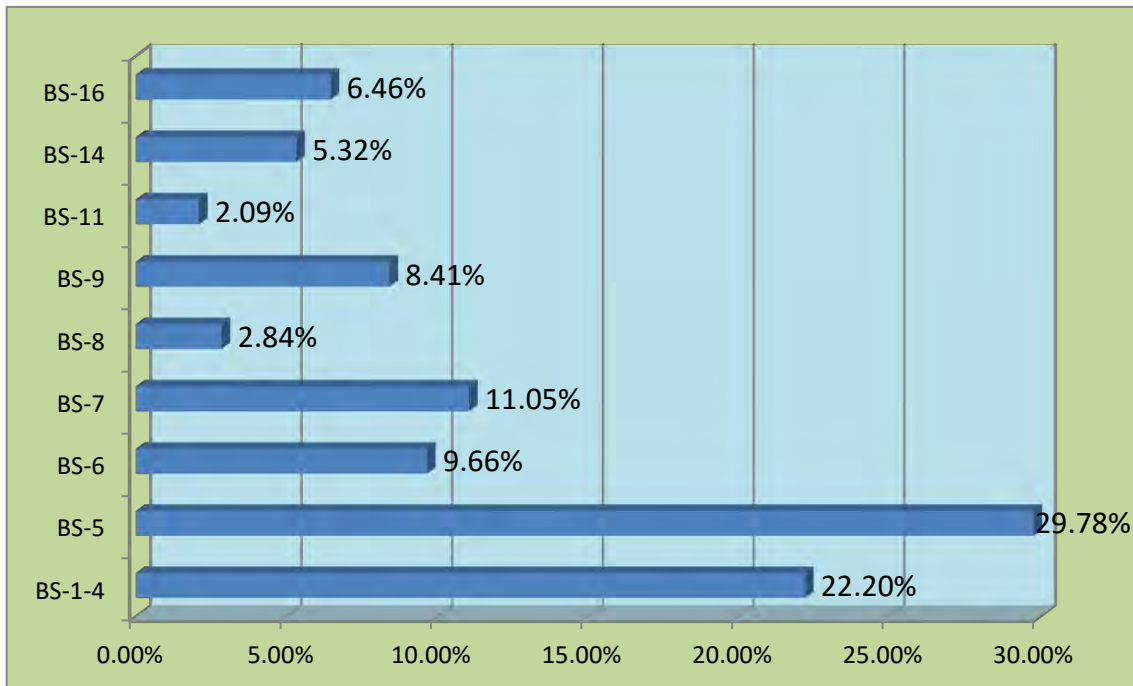
Figure-5: Manpower Distribution in Divisions.



II. Basic Scale Wise Distribution of Employees

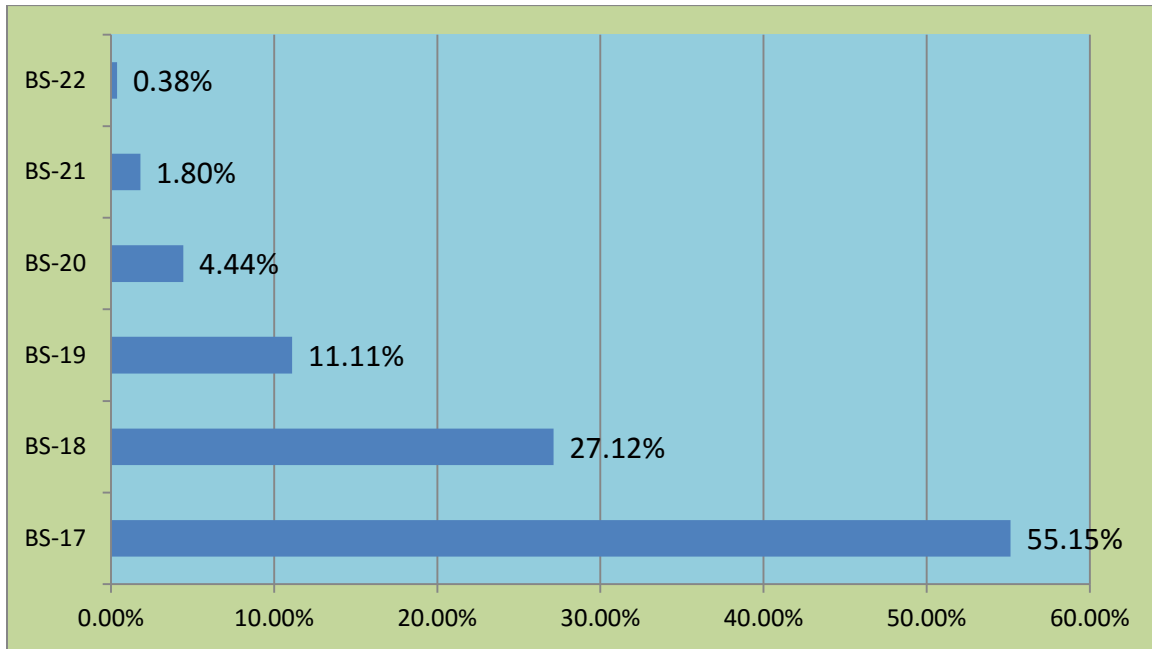
14. Basic scale (BS) wise analysis shows that BS-5 has largest share of 29.78% among total 429,184 working employees in BS 1-16 in the Federal Government. The second position goes to the employees working in lower pay scales from 1 to 4 i.e. 22.20%, the third, fourth and fifth positions are occupied by BS-7 with 11.05%, BS-6 with 9.66% and BS-9 with 8.41% respectively. However, BS-16 with 6.46%, BS-14 with 5.32%, BS-8 with 2.84% and BS-11 with 2.09% get sixth, seventh, eighth and ninth positions respectively. Remaining scales BS-15, BS-13, BS-12 and BS-10 are at the lowest positions with less than 1% share in employees of BS 1 to 16. Figure-6 reflects actual percentage of staff strength in different pay scales from BS 1-16.

Figure-6: Basic Scale Wise Percent Share of Employees from BS 1 to 16.



15. In the actual strength of 25,333 officers working in BS 17-22 the percentage share of BS-17, BS-18, BS-19, BS-20, BS-21 and BS-22 comes to 55.15%, 27.12%, 11.11%, 4.44%, 1.80% and 0.38%. Figure-7 shows actual share position in BS 17-22.

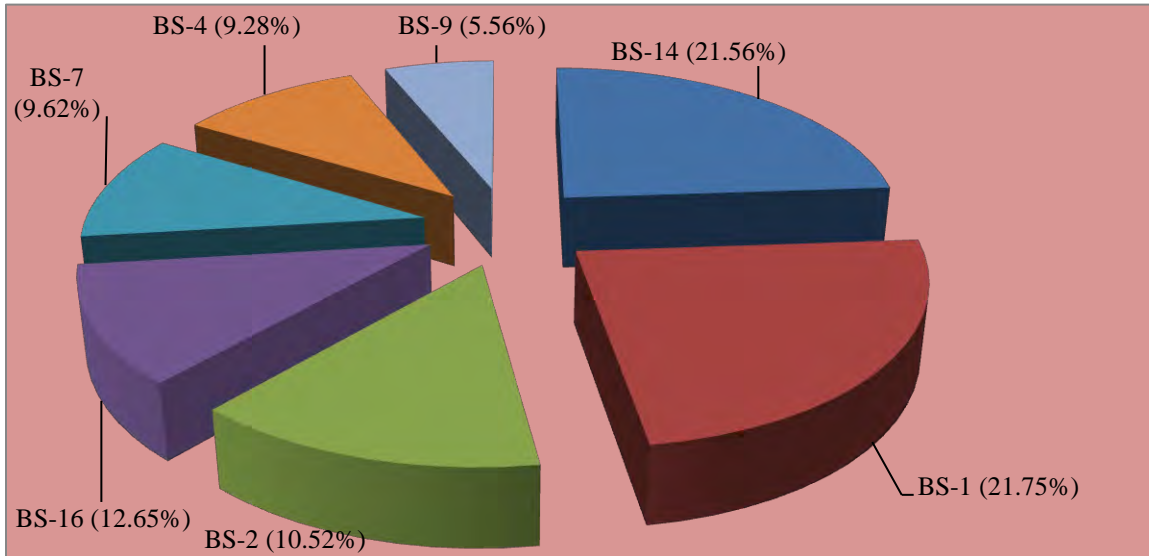
Figure-7: Basic Scale Wise Percent Share of Employees from BS 17 to 22.



III. Basic Scale Wise Distribution of Employees Working in Main Secretariat

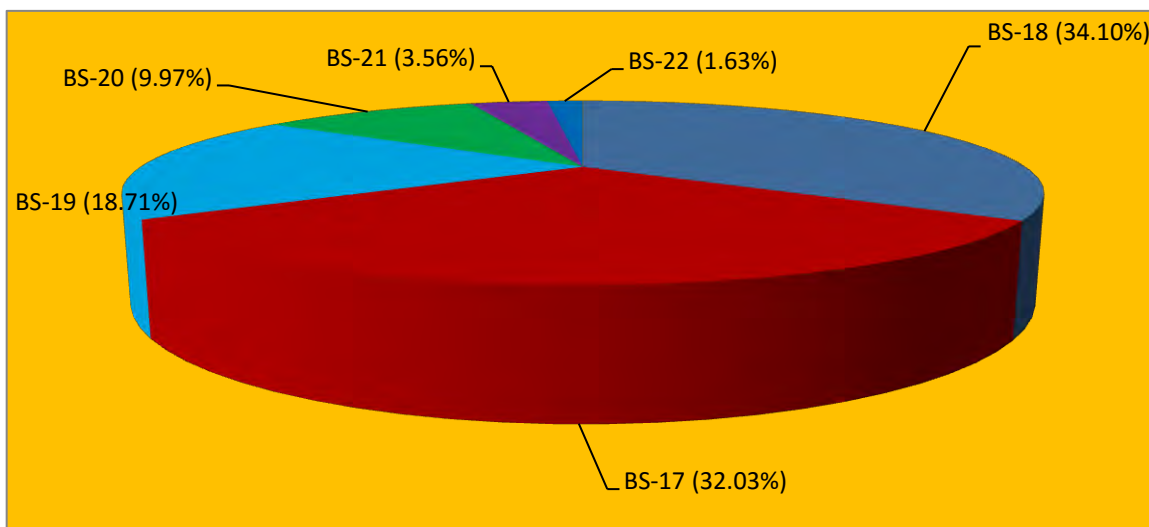
16. The analysis of employees in BS 1-16 working in main Federal Secretariat shows that BS-1 has 21.75% share in actual strength of 15,997, BS-14 has 21.56%, BS-16 has 12.65%, BS-2 has 10.52% share, BS-7 has 9.62%, BS-4 has 9.28% and BS-9 has 5.56% share while other scales have near to less than 3% percent share. Figure-8 reveals percent distribution of these employees.

Figure-8: Employees Working in Main Secretariat in BS 1-16.



17. In respect of the actual strength of 3,853 officers working in BS 17-22, share of BS-18, BS-17, BS-19, BS-20, BS-21 and BS-22 is 34.10%, 32.03%, 18.71%, 9.97%, 3.56% and 1.63% respectively. Figure-9 shows actual position of employees working in Main Secretariat in BS 17-22.

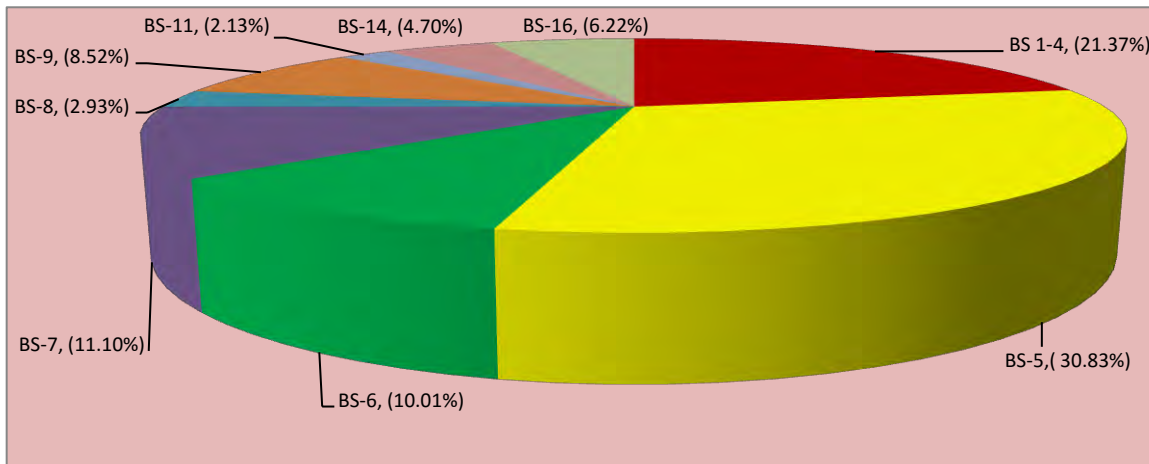
Figure-9: Employees Working in Main Secretariat in BS 17-22.



IV. Basic Scales Wise Distribution of Employees Working in Attached Departments / Subordinate Offices

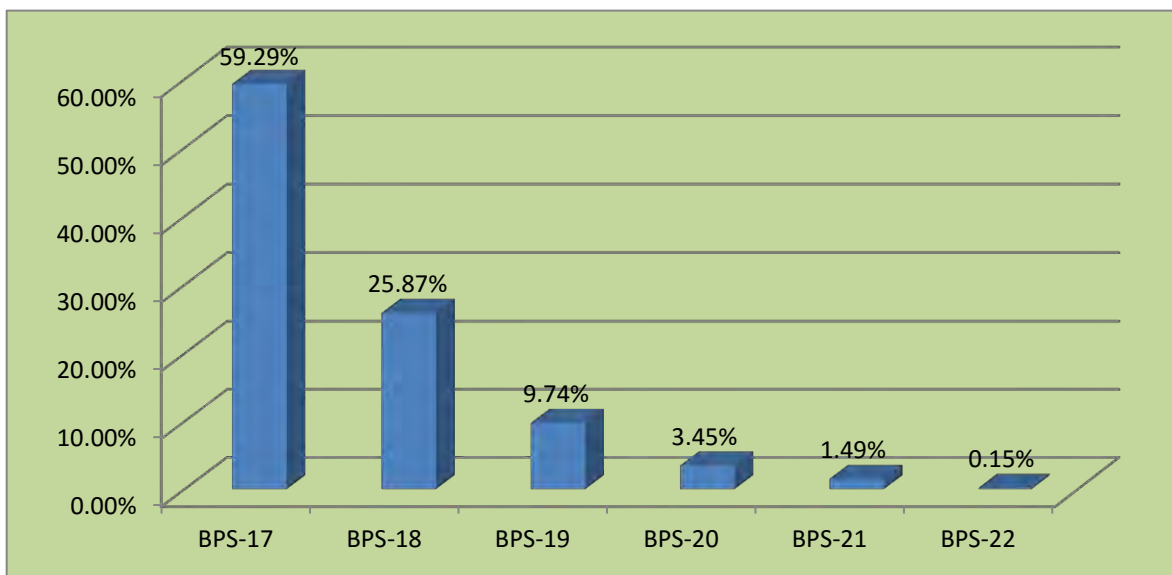
18. Basic scale (BS) wise analysis of employees working in attached departments / subordinate offices shows that BS-5 is at first position with 30.83% share in the total strength of 413,187 employees in BS 1-16. The employees of BS-5 have 30.83% share, BS 1-4 have share of 21.37%, BS-7 have 11.10%, BS-6 have 10.01%, BS-9 have 8.52%, BS-16 have 6.22%, BS-14 have 4.70%, BS-8 have 2.93% and BS-11 have 2.13% share while other scales have less than 1% share individually in the employees under discussion. Figure-10 reveals distribution trend of these employees in attached departments / subordinate offices working under Federal Government.

Figure-10: Employees in Attached Departments Working in BS 1-16.



19. As regards the actual strength of 21,480 officers in BS 17-22, BS-17, BS-18, BS-19, BS-20, BS-21 and BS-22 have 59.29%, 25.87%, 9.74%, 3.45%, 1.49% and 0.15% share working in attached departments / subordinate offices.

Figure-11: Employees in Attached Departments Working in BS 17-22.



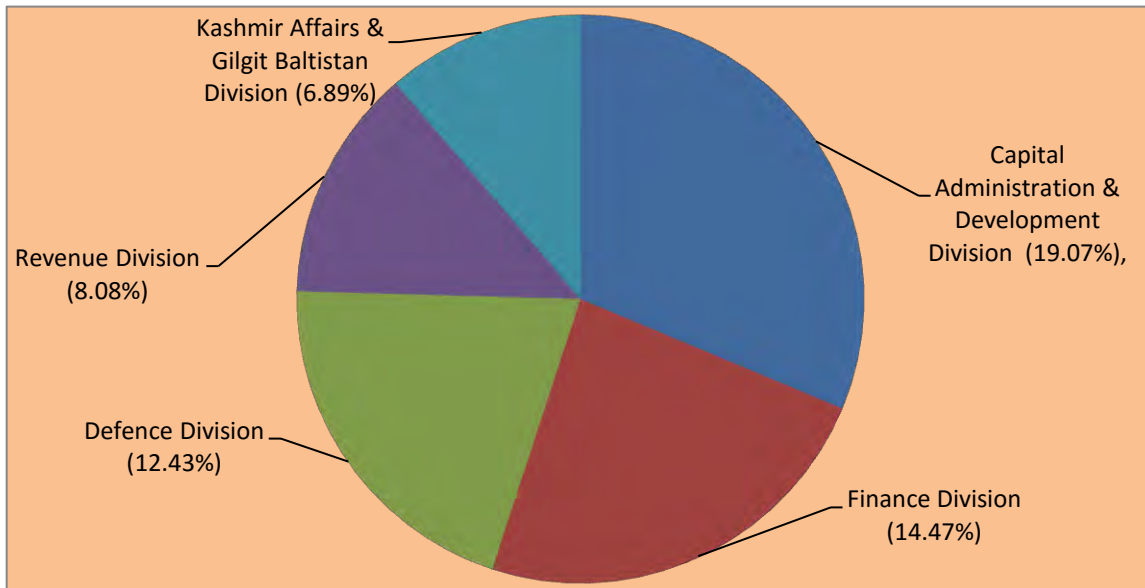
SECTION-C: OFFICE STATUS WISE DISTRIBUTION OF EMPLOYEES

20. This section reveals analysis of employees showing office-wise and scale-wise position in divisions, main secretariat and attached departments.

I. Overall Position of Employees in Divisions

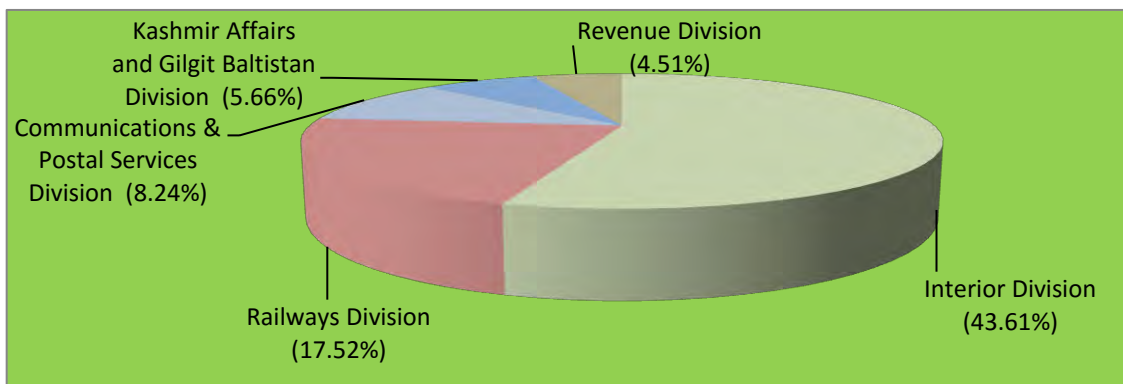
21. Out of total actual working strength of 454,517 employees in BS 1 to 22, only 25,333 posts are occupied by the BS 17-22. Out of which, 19.07% officers belong to Capital Administration & Development Division and are ranked first follow by Finance Division with 14.47%, Defence, Revenue and Kashmir Affairs & Gilgit Baltistan Division with 12.43%, 8.08% and 6.89% share respectively. Figure-12 reflects office wise status and distribution of employees.

Figure-12: Office Wise Distribution of Employees in BS 17-22.



22. Moreover, out of the actual strength 429,184 employees working in BS 1-16, Interior Division ranked first with 43.61% share due to Civil Armed Forces (CAF), followed by Railways Division with 17.52%, while, Communications & Postal Services, Kashmir Affairs & Gilgit Baltistan and Revenue Divisions ranked third, fourth and fifth with 8.24%, 5.66% and 4.51% shares respectively. The pie chart at Figure-13 shows these positions.

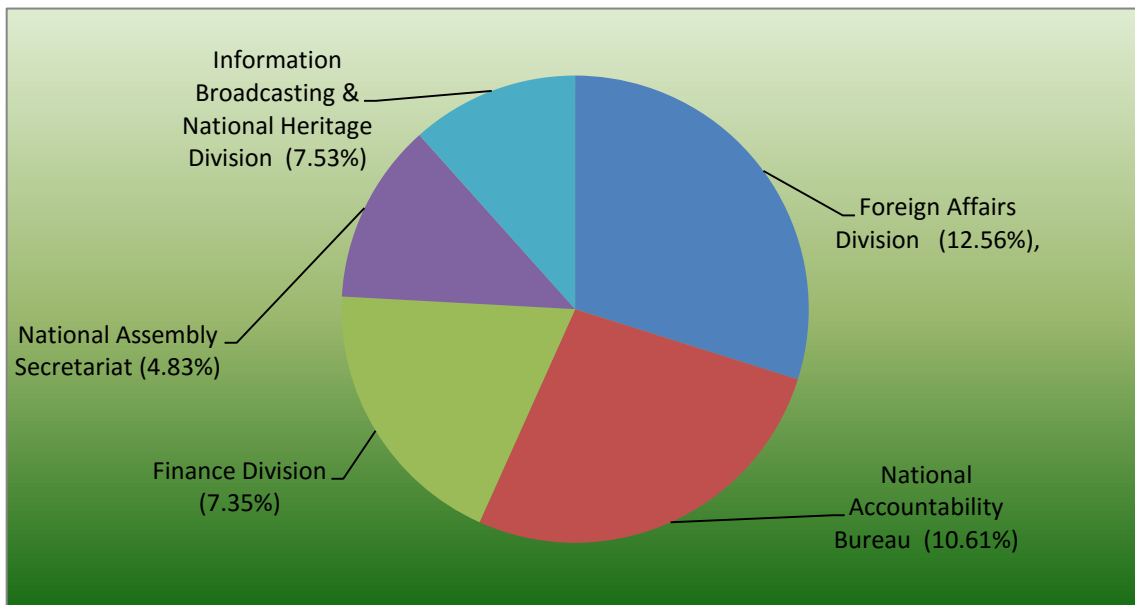
Figure-13: Office Wise Distribution of Employees in BS 1-16.



II. Position of Employees in Main Secretariat

23. There are total 19,850 employees working in main secretariat, out of those 3,853 are in BS 17-22 and 15,997 in BS 1-16. For BS 17-22 out of actual working strength of 3,853, the major part 12.56% is working in Foreign Affairs Division. The National Accountability Bureau ranks 2nd with 10.61% of the actual strength of BS 17-22. Information Broadcasting & National Heritage Division with 7.53%, Finance Division with 7.35% and National Assembly Secretariat with 4.83% share stand third, fourth and fifth respectively. The actual position of employees working in Main Secretariat is depicted in Figure-14.

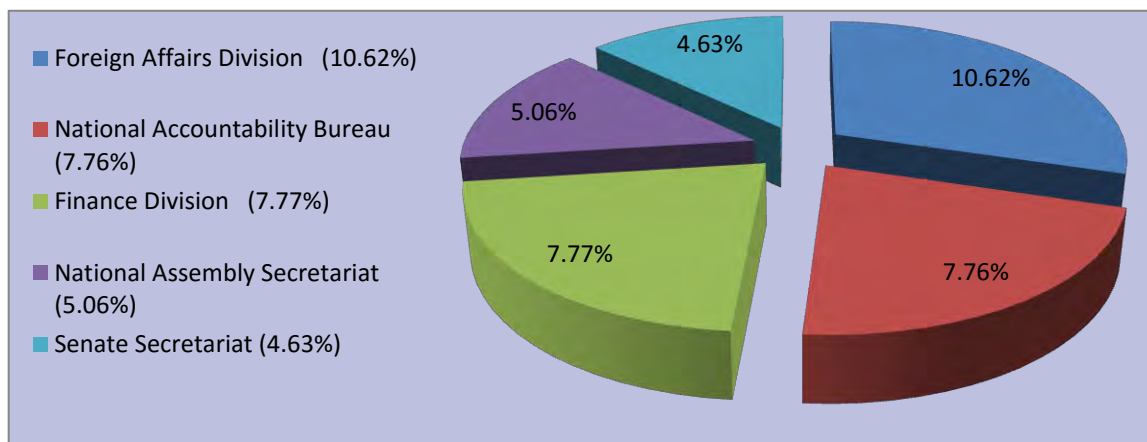
Figure-14: Distribution of Employees in Main Secretariat in BS 17-22.



24. With regard to 15, 997 Federal Government Employees in BPS 1-16 working in secretariat, maximum employees i.e 10.62% are in Foreign Affairs Division, followed by Finance Division with 7.77%, National

Accountability Bureau, National Assembly Secretariat and Senate Secretariat with 7.76%, 5.06% and 4.63% share respectively. The pie chart at Figure-15 shows actual employees of BS 1-16 working in Main Secretariat.

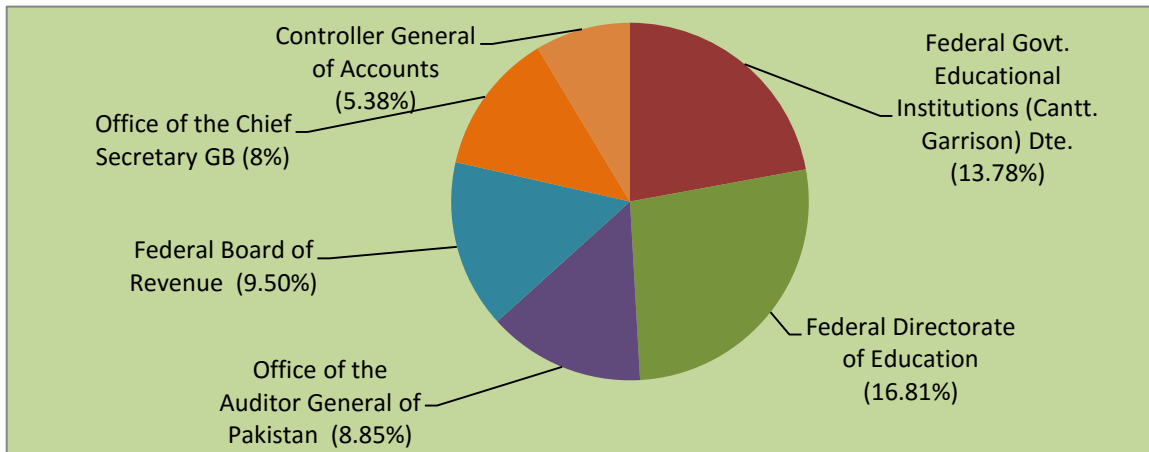
Figure-15: Distribution of Employees in Main Secretariat in BS 1-16.



III. Position of Employees in Attached Departments / Subordinate Offices

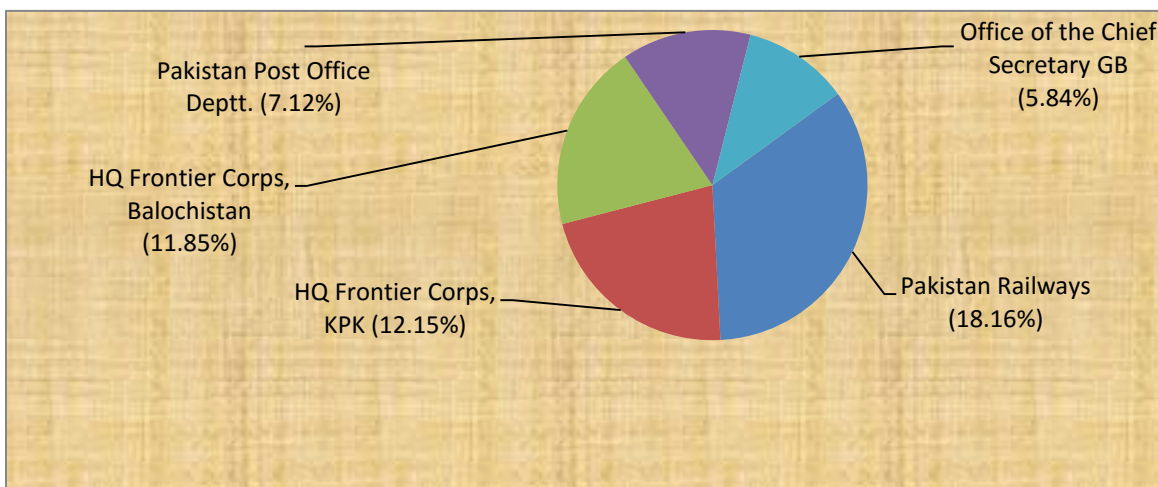
25. Total 434,667 employees of Federal Government are working in attached departments or subordinate offices other than main secretariat and of these employees 21,480 are working in BS 17-22 while 413,187 are working in BS 1-16. For officers working in BS 17-22, the Federal Directorate of Education ranks first with 16.81%, Federal Government Educational Institutions (Cantt/Garrison) Directorate with 13.78% and Federal Board of Revenue with 9.50% secured second & third positions respectively. Office of the Auditor General of Pakistan, Office of the Chief Secretary, Gilgit Baltistan and Controller General of Accounts with 8.85%, 8% and 5.38% remain fourth, fifth and sixth respectively. A pie chart at Figure-16 reflects the actual position of these employees.

Figure-16: Distribution of Employees in Attached Departments in BS 17-22.



26. As regards employees in BS 1-16 in attached departments / subordinate offices out of total 413,187 employees, Pakistan Railways and HQ Frontier Corps Khyber Pakhtunkhwa, rank first and second with 18.16% and 12.15% respectively, whereas third, fourth and fifth ranking go to HQ Frontier Corps Balochistan, Pakistan Post Office Department and Office of the Chief Secretary, Gilgit Baltistan with 11.85%, 7.12% and 5.84% respectively. Figure-17 shows these shares.

Figure-17: Employees in Attached Departments in BS 1-16.



SECTION-D: FEMALE EMPLOYEES IN FEDERAL GOVERNMENT

27. The position of female employees working in Federal Government has been analyzed in this section. Distribution of female employees in different divisions in Federal secretariat, attached departments / subordinate offices has been discussed. The analysis also has been extended up to basic scale wise females working in Federal Government.

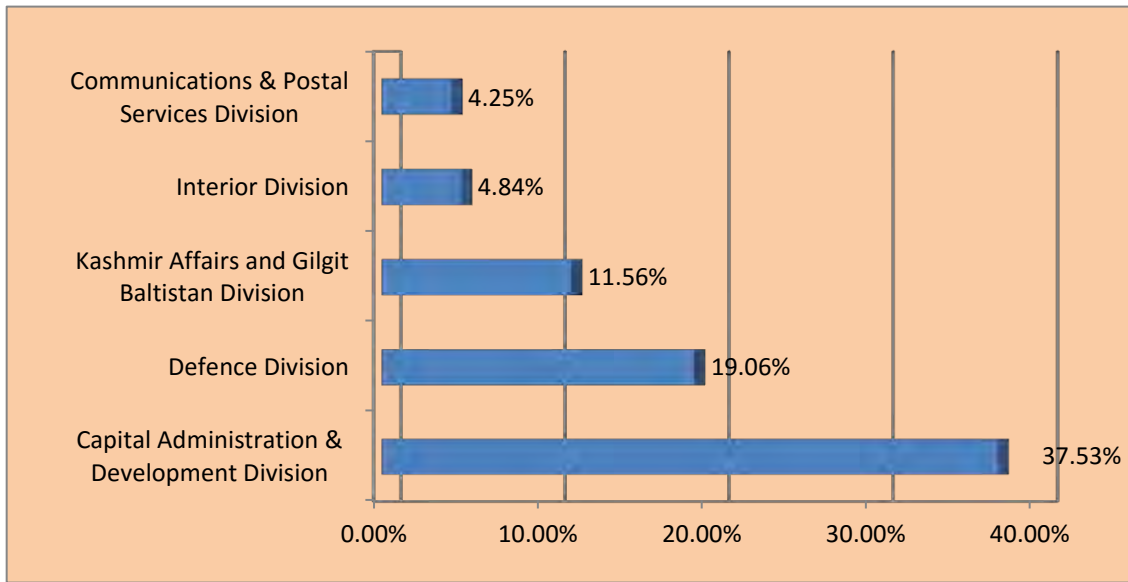
I. Distribution of Female Employees in Divisions

28. Total 23,298 female employees are working in Federal Government, out of them 6,014 are in BS 17-22 while 17,284 are working in BS 1-16. The analysis reveals that the Capital Administration & Development Division is the largest administrative unit in terms of female employees, with share of 37.53% in the total female work force. This is due to large number of female teachers and nurses. The second largest unit is the Defence Division with 19.06% of the total female employees, because of sizeable employment in its educational units. Kashmir Affairs & Gilgit Baltistan, Interior and Communications & Postal Services Divisions remain third, fourth and fifth with share of 11.56%, 4.84% and 4.25% respectively out of the total female employees. Bar chart at Figure-18 reflects overall manpower distribution of female employees in the above mentioned five Divisions.

II. Basic Scale Wise Distribution of Female Employees

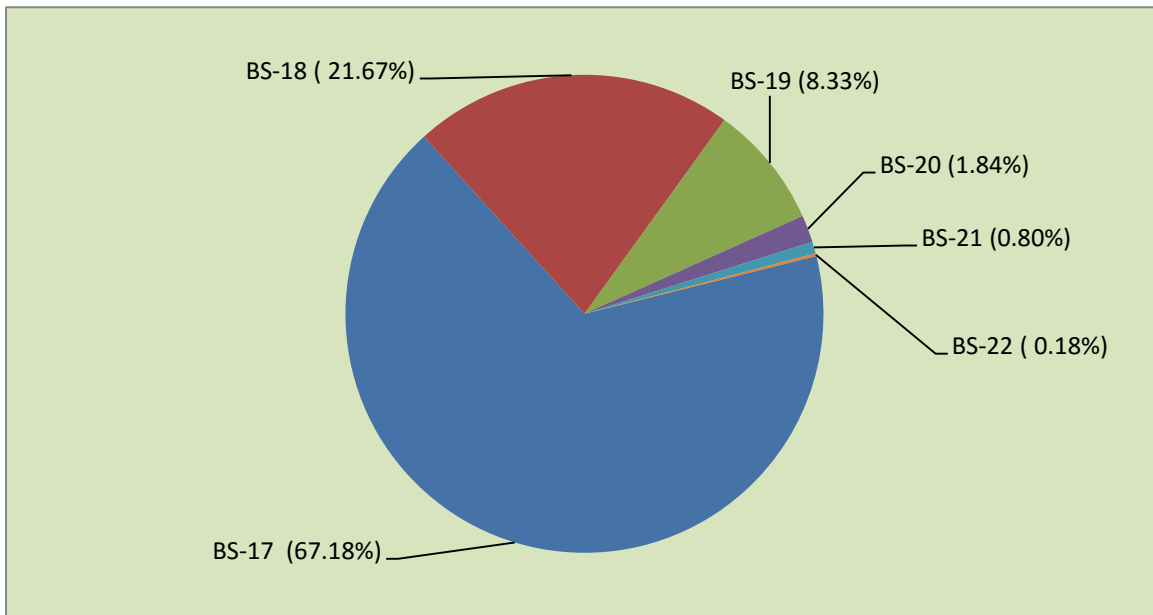
29. Basic Scale wise analysis of actual strength of 23,298 female employees shows that share of BS 17-22 is 25.81% and share of BS 1-16 is 74.19%. Out of 6014 female employees in BS 17 to 22, 67.18% are in BS-17,

Figure-18: Distribution of Female Employees in Divisions.



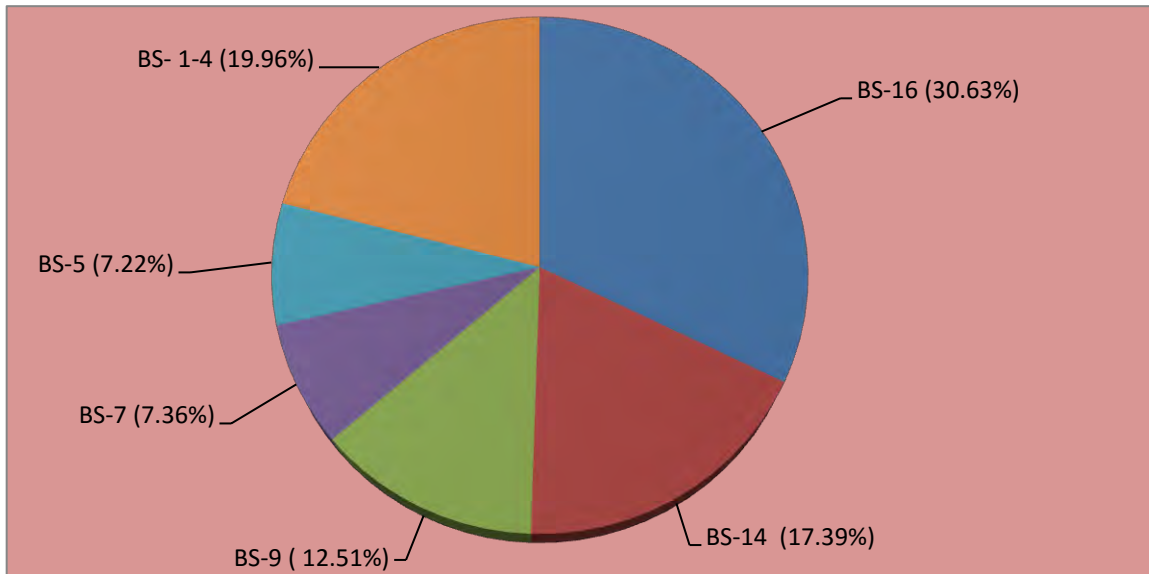
21.67% in BS-18, 8.33% in BS-19, 1.84% in BS 20, 0.80% in BS-21 and 0.18% in BS-22 working in Federal Government. Figure-19 shows these shares.

Figure-19: Distribution of Female Employees in BS 17-22.



30. Among 17,284 female employees working in BS 1-16, there are 30.63% in BS-16, 17.39% in BS-14, 12.51% in BS-9, 7.36% in BS-7, 7.22% in BS-5 and 19.96% are in BS 1-4 while other have minor share. Figure-20 depicts these shares.

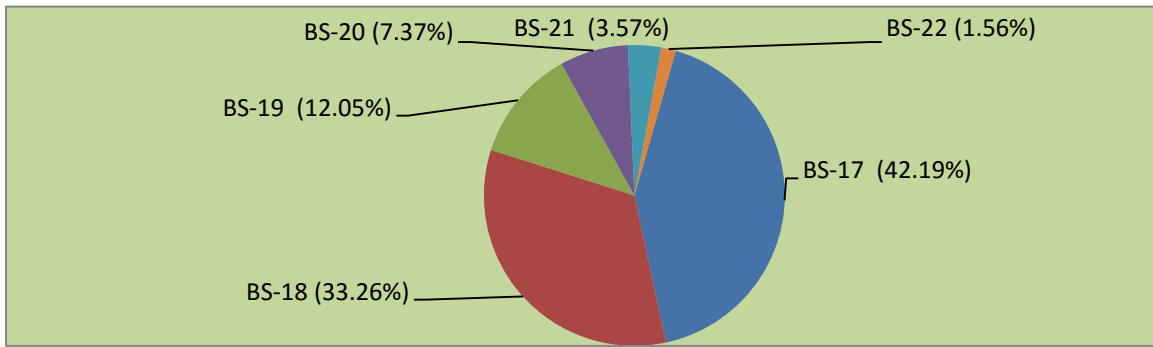
Figure-20: Distribution of Female Employees in BS 1-16.



III. Distribution of Female Employees in Federal Secretariat

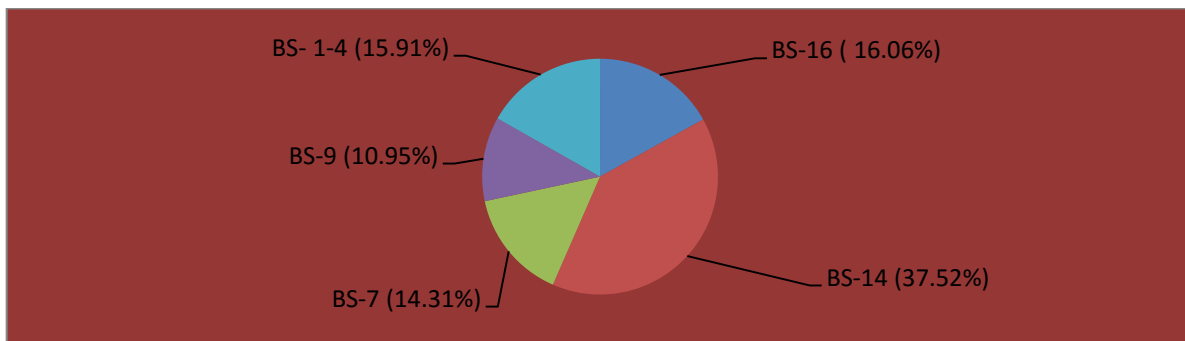
31. In Federal Secretariat total working strength of female employees is 1133, out of which 39.54% are in BS 17 to 22 while 60.46% are in BS 1 to 16 showing biggest portion is working in BS 1 to 16. Out of total female officers working in Federal Secretariat, 42.19% are in BS-17, 33.26% in BS-18, 12.05% in BS-19, 7.37% in BS-20, 3.57% in BS-21 and 1.56% are working in BS-22. Pie chart in Figure-21 shows these shares for each scale.

Figure-21: Female Employees in Federal Secretariat in BS 17-22.



32. Female employees in BS 1 to 16 working in Federal Secretariat are 685, out of that 16.06% in BS-16, 37.52% in BS-14, 14.31% in BS-7, 10.95% in BS-9 and 15.91% in BS 1 to 4 are working in the Federal Secretariat. The Pie chart shows these shares in Figure-22.

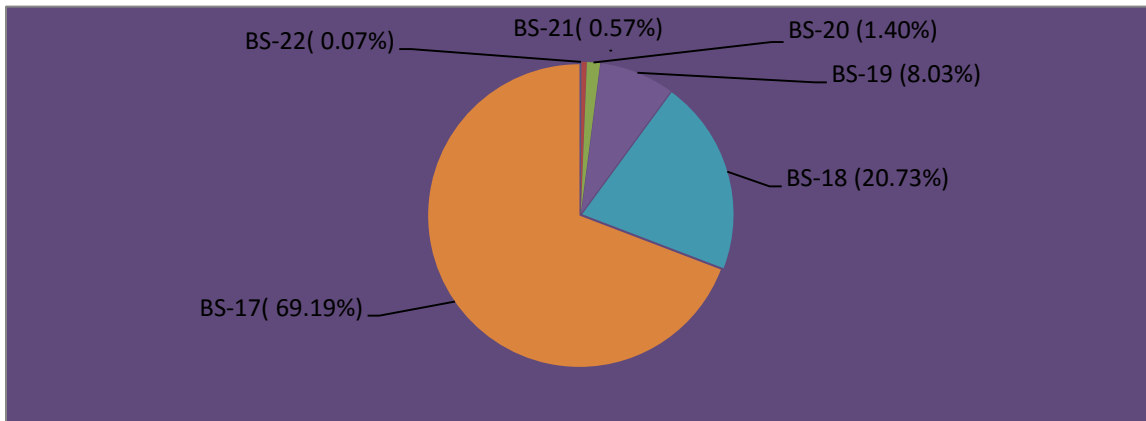
Figure-22: Female Employees in Federal Secretariat in BS 1-16.



IV. Female Employees in Attached Departments

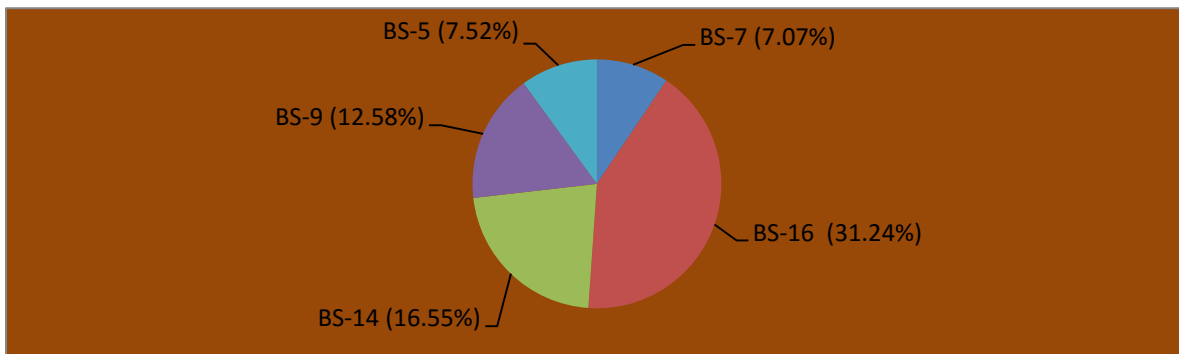
33. Total 22,165 females are working in attached departments / subordinate offices out of that 5,566 (25.11%) are working in BS- 17 to 22. Out of these 5,566 female, 69.19% are in B-17, 20.73% in BS-18, 8.03% in BS-19, 1.40% in BS-20, 0.57% are working in BS-21 and 0.07% in BS-22 respectively. These shares are shown in Figure-23.

Figure-23: Female Employees in Attached Departments in BS 17-22.



34. Out of 16,599 females in BS 1 to 16 working in attached departments / subordinate offices, there are 31.24% in BS-16, 16.55% in BS-14, 12.58% in BS-9, 7.07% in BS-7, 7.52% in BS-5 and 20.13% are in BS 1 to 4, while other scales have minor share individually. Figure-24 shows these shares of female employees.

Figure-24: Female Employees in Attached Departments in BS 1-16.



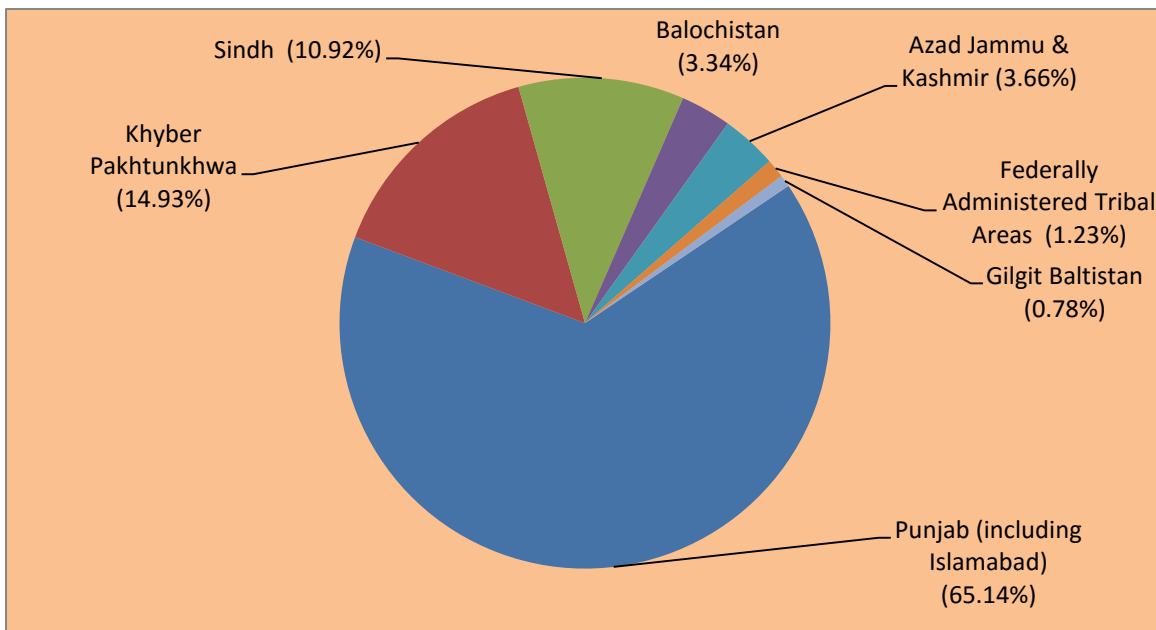
SECTION-E: DOMICILE WISE ANALYSIS

35. This section provides domicile wise analysis of total as well as female Federal Government employees working in main secretariat, attached departments / subordinate offices.

I. Domicile Wise Federal Government Employees in Main Secretariat

36. Among 19,850 Federal Government Employees working in BS 1-22 in the Federal Secretariat, having Punjab domicile are 65.14% (including 9.30% Islamabad) ranked first while second largest share goes to Khyber Pakhtunkhwa with 14.93%. The third, fourth and fifth positions go to Sindh with 10.92% (6.15% for Sindh Rural and 4.77% Sindh Urban), Azad Jammu & Kashmir 3.66%, Balochistan 3.34% while Federally Administered Tribal Areas with 1.23% and Gilgit Baltistan with 0.78% stand at sixth and seventh positions respectively. Figure-25 indicates domicile wise positions of Federal Government Employees in Main Secretariat.

Figure-25: Domicile Wise Employees in Main Secretariat.

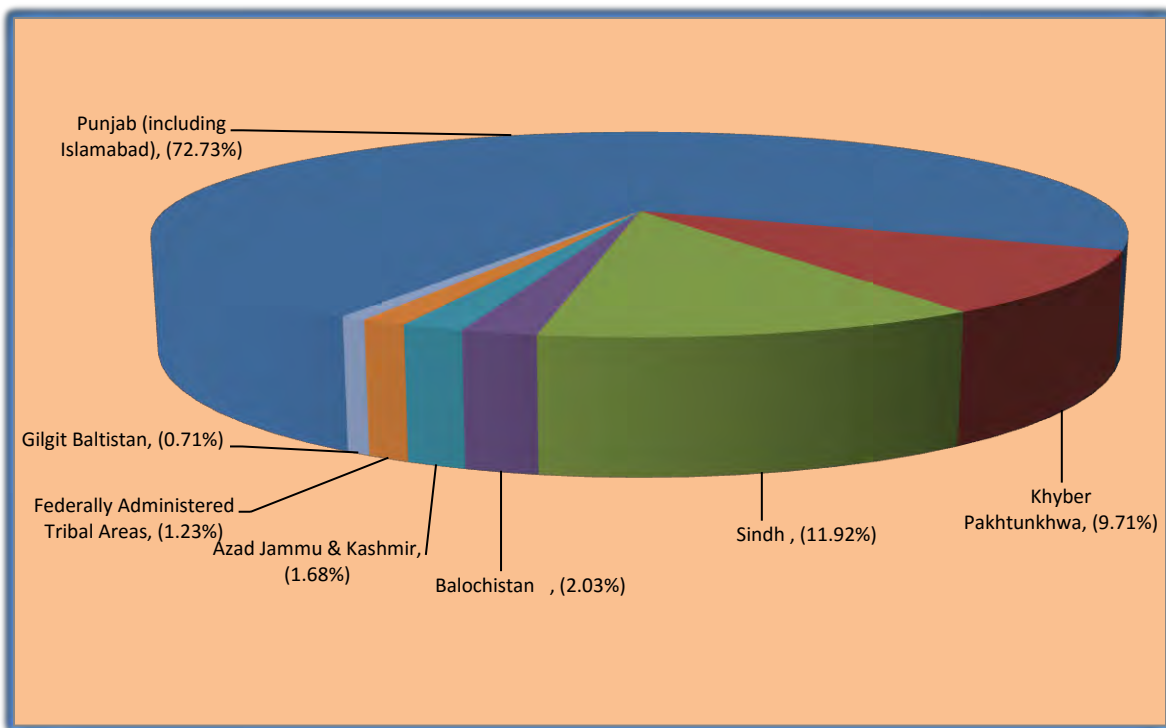


II. Domicile Wise Female Employees in Main Secretariat

37. Among 1133 female employees working in Main Secretariat, the Punjab Province with 72.72% (including 9.44% Islamabad) has largest share

while Sindh province has second position with 11.92% (4.77% for rural and 7.15% urban), Khyber Pakhtunkhwa with 9.71% stands at third position, Balochistan and Azad Jammu & Kashmir with 2.03% and 1.68% at fourth and fifth, Federally Administered Tribal Areas with 1.23%, at sixth and Gilgit Baltistan with 0.71% is at the bottom of share. The actual domicile wise position of female employees in Main Secretariat is given at Figure-26.

Figure-26: Domicile Wise Female Employees in Main Secretariat

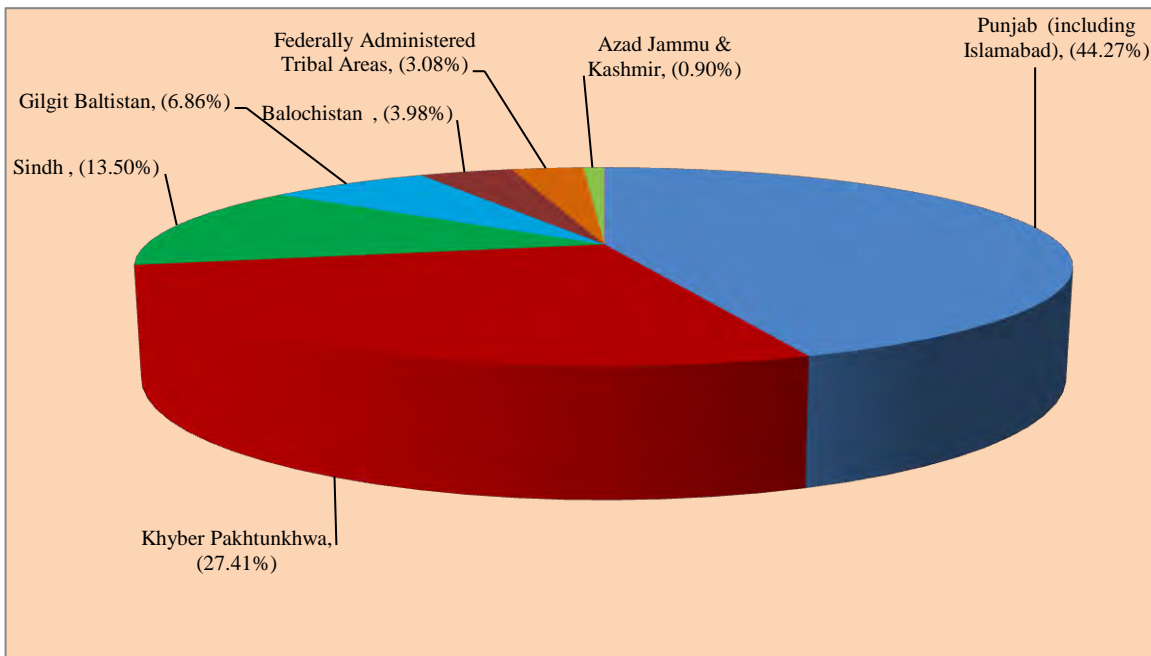


III Domicile-Wise Employees Working in Attached Departments

38. Among 434,667 Federal Government Employees working in Attached Departments / Subordinate Offices, Punjab with 44.27% (including 1.76% Islamabad), Khyber Pakhtunkhwa with 27.41%, Sindh with 13.50%, Gilgit Baltistan with 6.86%, Balochistan with 3.98%, Federally Administered Tribal

Areas with 3.08% and Azad Jammu & Kashmir with 0.90% stand at their respective positions. Domicile wise position of Federal Government Employees working in Attached Departments / Subordinate Offices is reflected at Figure-27.

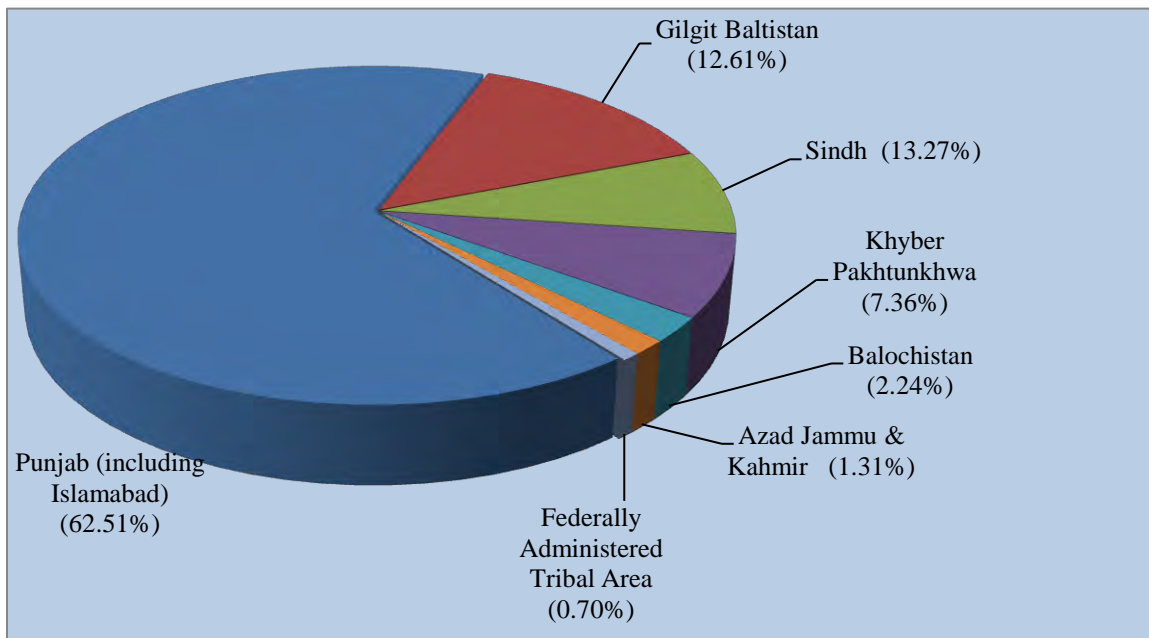
Figure-27: Domicile Wise Employees in Attached Departments.



IV Domicile Wise Female Employees Working in Attached Departments / Subordinate Offices

39. Among 22,165 female employees working in Attached Departments / Subordinate Offices, the largest share of 62.51% goes to the Punjab (including 7.63% Islamabad), while Sindh with 13.27%, Gilgit Baltistan with 12.61%, Khyber Pakhtunkhwa with 7.36%, Balochistan 2.24%, Azad Jammu & Kashmir 1.31% and Federally Administered Tribal Areas 0.70% shares respectively. Figure-28 shows domicile wise position of female employees working in Attached Departments / Subordinate Offices.

Figure-28: Domicile Wise Female Employees in Attached Departments



SECTION-F: ANALYSIS OF OCCUPATIONAL GROUPS

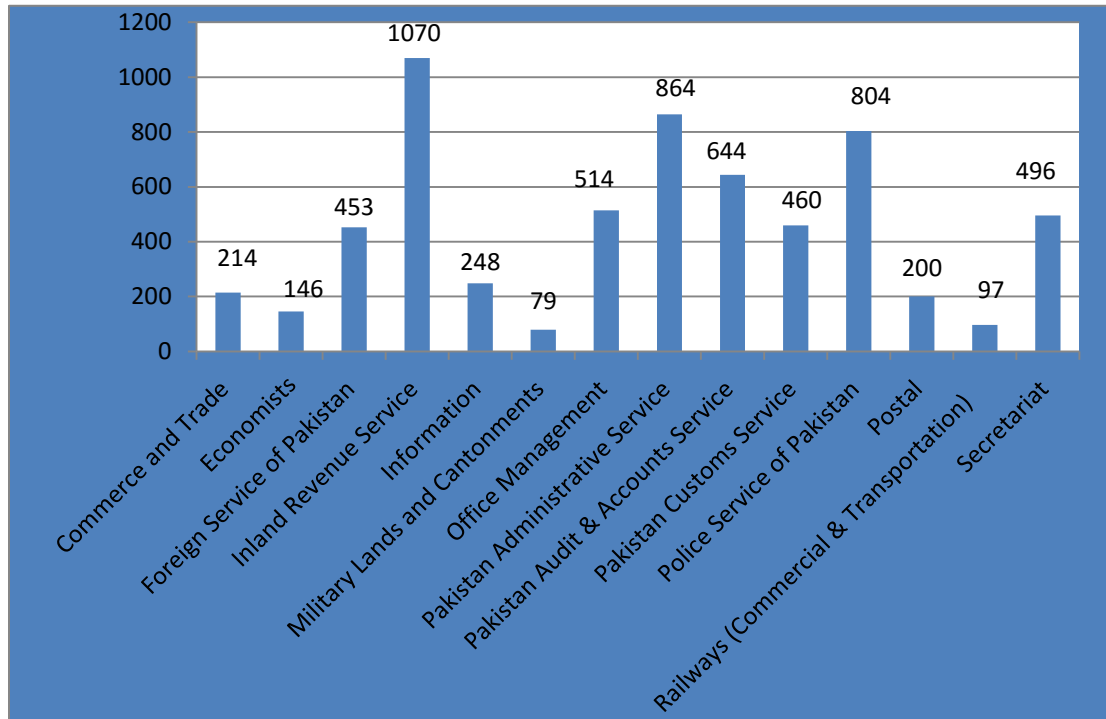
40. This section reveals analysis of overall occupational groups and females working in occupational groups.

I. Position of Occupational Groups

41. There are 6,289 employees working in 14 occupational groups in Federal Government of Pakistan. Out of total 25,333 employees in BS 17-22, Inland Revenue Service remained predominant with a strength of 1070 having a share of 17.01% of the total number of employees in occupational groups. This is followed by Pakistan Administrative Service (864) with 13.74%, Police Service of Pakistan (804) with 12.78%, Pakistan Audit & Accounts Service (644) with 10.24%, Office Management (514) with 8.17%, Secretariat (496) with 7.89%, Pakistan Customs Service (460) with 7.31%, Foreign Service of Pakistan (453) with 7.20%, Information (248) with 3.94%, Commerce & Trade (214) with 3.40%, Postal (200) with 3.18%, Economists (146) with 2.32%, Railway (Commercial &

Transportation) (97) with 1.54%, Military Lands & Cantonments (79) with 1.26% shares respectively. However cadre employees have 24.83% share and ex-cadre employees have 75.17% share in all the employees working in BS 17 to 22. Bar chart in Figure-29 shows the distribution of cadre employees.

Figure-29: Position of Occupational Groups

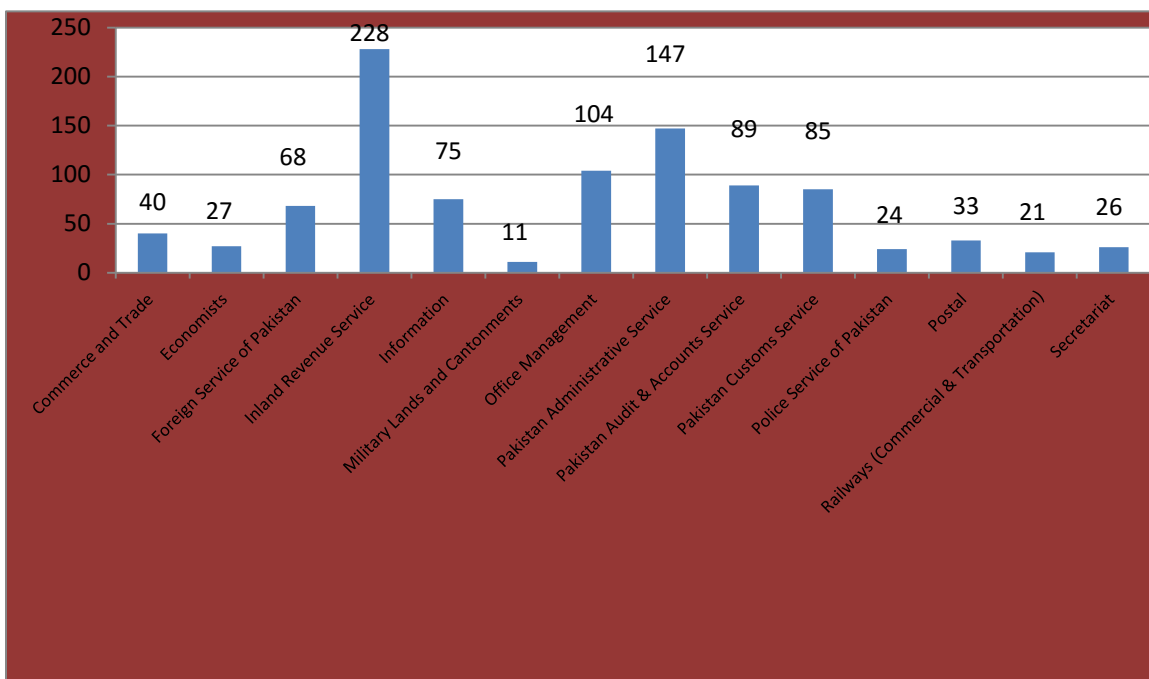


II. Female Officers in Occupational Groups

42. Total 6014 female employees are working in BS 17 to 22 out of whom 978 are in occupational groups. Out of total females working in groups, Inland Revenue Service remained predominant having (228) with 23.31% female employees working in BS 17-22, this is followed by Pakistan Administrative Service (147) with 15.03%, Pakistan Audit & Accounts Service and Information have (89) with 9.10% each, Pakistan Customs Service (85) with 8.69%, Foreign Service of Pakistan (68) with 6.95%, Office Management (104) with 10.63%, Commerce & Trade (40) with 4.09%, Secretariat (26) with 2.67%, Economists

(27) with 2.76%, Postal (33) with 3.37%, Railways (Commercial & Transportation) (21) with 2.15%, Police Service of Pakistan (24) with 2.45% and Military Lands & Cantonments (11) with 1.12%. However, 978 cadre female employees have 16.26% share in total female employees while 5036 ex-cadre female employees are 83.74% of total female employees in BS 17 to 22 in Federal Government of Pakistan. Figure-30 shows the position of female officers in occupational groups.

Figure-30: Female Officers in Occupational Groups.



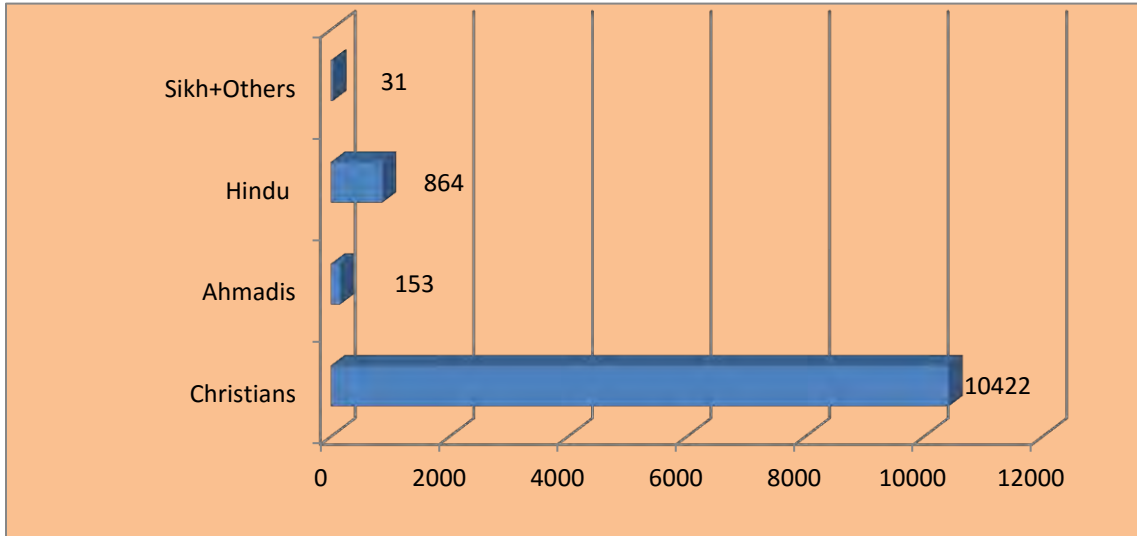
SECTION-G: ANALYSIS OF NON-MUSLIMS AND MANAGEMENT POSITION SCALES

I. Non Muslims

43. Out of total strength of 11,470 Federal Government Non-Muslim Employees, a sizable number of 10422 (90.86%) are Christians, whereas 153 (1.33%) are Ahmadis, 693 (6.04%) are Hindus (caste), 171 (1.49%) are Hindus

Non-caste), 7 (0.06%) are Sikhs and 24 (0.21%) belong to the other religions. Bar chart shows the actual number of non-muslim employees.

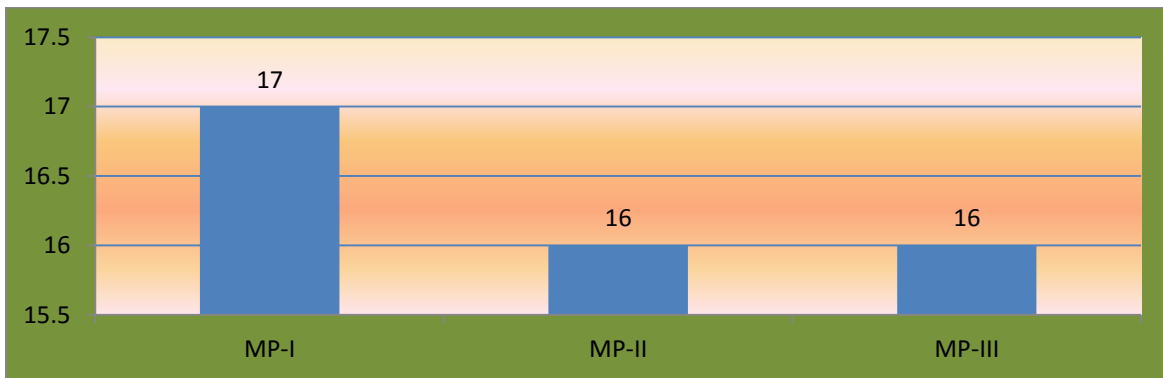
Figure- 31: Actual Number of Non-Muslim Employees.



II. Management Position Scales

The data about Management Position (MP) scales reveal that there are total 49 officers working in the Federal Government Offices. Out of 49 officers, 17 are working in MP-I, 16 in MP-II and 16 in MP-III. These numbers are highlighted in Figure -32 as :

Figure- 32: Officers Working in Management Position Scales



STATISTICAL TABLES

TABLE-1
SANCTIONED AND ACTUAL STRENGTH OF EMPLOYEES BY BASIC SCALE AND DOMICILE

BASIC SCALE	SANCTIONED POSTS	ACTUAL POSTS (FILLED IN)	DOMICILE								
			ISLAMABAD	PUNJAB	SINDH (R)	SINDH (U)	KP	BALUCHISTAN	AJ&K	GB	FATA
22	115	96	1	62	7	4	19	2	1	0	0
21	560	457	5	250	37	41	86	19	5	1	13
20	1430	1125	12	647	112	84	157	42	20	16	35
19	3755	2814	66	1571	226	194	407	107	51	130	62
18	8868	6871	126	3733	502	458	972	279	109	569	123
17	18727	13970	200	7979	1003	900	1813	524	216	1106	229
Sub-Total	33455	25333	410	14242	1887	1681	3454	973	402	1822	462
16	34448	27730	463	15847	2187	2642	3539	995	299	1442	316
15	1493	1397	18	706	80	184	144	100	18	134	13
14	27442	22833	499	11719	2096	1838	3800	976	317	1304	284
13	2809	2834	6	1628	234	510	264	121	25	36	10
12	4667	3305	119	1593	254	697	248	118	32	222	22
11	12057	8963	77	3937	592	681	2598	306	68	427	277
10	2105	1856	18	943	107	322	283	80	11	80	12
9	40422	36097	381	16556	3567	2841	6346	1200	532	4516	158
8	14072	12176	103	4663	744	739	4553	235	71	418	650
7	52638	47425	645	20732	3140	2636	14087	1530	593	2796	1266
6	43574	41461	25	18914	1546	1642	15162	1403	127	1052	1590
5	140316	127814	767	37520	5987	5349	56200	5271	859	7766	8095
4	14435	11175	140	6447	1127	982	1440	535	168	231	105
3	13782	14986	112	7025	834	3178	1574	924	253	951	135
2	45519	41727	1318	20431	2827	3155	5517	2017	497	5779	186
1	37148	27405	4381	12978	1937	2603	2911	1193	376	980	46
Sub-Total	486927	429184	9072	181639	27259	29999	118666	17004	4246	28134	13165
Total	520382	454517	9482	195881	29146	31680	122120	17977	4648	29956	13627

TABLE-2
ACTUAL STRENGTH OF FEMALE EMPLOYEES BY BASIC SCALE AND DOMICILE

BASIC SCALE	ACTUAL POSTS (FILLED IN)	DOMICILE								
		ISLAMABAD	PUNJAB	SINDH (R)	SINDH (U)	KP	BALUCHISTAN	AJ&K	GB	FATA
22	11	1	8	1	0	1	0	0	0	0
21	48	1	28	2	10	3	1	3	0	0
20	111	2	66	8	20	10	1	3	0	1
19	501	16	308	23	47	64	16	9	16	2
18	1303	42	769	65	96	159	44	30	85	13
17	4040	86	2812	201	227	352	110	66	149	37
Sub-Total	6014	148	3991	300	400	589	172	111	250	53
16	5295	178	3869	196	343	369	70	55	185	30
15	83	7	39	7	9	7	3	0	11	0
14	3005	106	1820	240	272	273	87	39	145	23
13	26	2	14	1	7	0	2	0	0	0
12	133	13	61	7	16	4	2	1	28	1
11	385	21	153	27	24	24	15	5	116	0
10	54	3	12	2	8	4	2	1	22	0
9	2163	85	771	203	137	102	38	10	808	9
8	85	5	46	9	10	1	3	0	9	2
7	1272	79	606	73	105	75	31	17	282	4
6	85	1	41	6	7	5	1	1	23	0
5	1248	42	544	89	105	122	36	8	298	4
4	52	1	21	3	4	2	1	0	20	0
3	1141	11	308	93	117	86	47	39	411	29
2	1003	187	420	19	98	51	3	16	195	14
1	1254	909	165	45	94	28	6	6	1	0
Sub-Total	17284	1650	8890	1020	1356	1153	347	198	2554	116
Total	23298	1798	12881	1320	1756	1742	519	309	2804	169

TABLE-3
SANCTIONED AND ACTUAL STRENGTH OF EMPLOYEES IN FEDERAL SECRETARIAT
BY BASIC SCALE AND DOMICILE

BASIC SCALE	SANCTIONED POSTS	ACTUAL POSTS (FILLED IN)	DOMICILE									
			ISLAMABAD	PUNJAB	SINDH (R)	SINDH (U)	KP	BALUCHISTAN	AJ&K	GB	FATA	
22	75	63	0	38	7	2	15	1	0	0	0	
21	179	137	3	84	11	6	23	5	2	0	3	
20	482	384	2	234	26	27	57	13	6	4	15	
19	973	721	20	430	51	46	109	29	16	2	18	
18	1719	1314	36	769	112	64	201	68	31	6	27	
17	1614	1234	34	708	116	64	190	65	28	3	26	
Sub-Total	5042	3853	95	2263	323	209	595	181	83	15	89	
16	2383	2023	75	1243	173	106	292	59	36	9	30	
15	262	218	9	123	20	13	31	8	6	2	6	
14	4197	3449	142	1930	303	220	529	154	73	57	41	
13	8	7	0	2	1	0	4	0	0	0	0	
12	176	142	8	84	13	7	17	8	3	0	2	
11	165	140	9	87	8	5	18	4	7	1	1	
10	31	29	2	15	2	2	6	1	0	1	0	
9	1000	889	38	496	57	41	157	36	38	10	16	
8	55	54	5	33	3	1	7	2	3	0	0	
7	1813	1539	100	849	118	81	245	55	53	15	23	
6	82	80	2	50	2	5	16	0	5	0	0	
5	467	417	36	245	13	10	75	8	27	2	1	
4	1717	1485	70	818	99	98	231	61	78	10	20	
3	365	363	32	203	5	17	75	1	27	2	1	
2	1802	1683	395	873	39	31	221	6	104	10	4	
1	4003	3479	832	1766	41	102	444	80	183	21	10	
Sub-Total	18526	15997	1755	8817	897	739	2368	483	643	140	155	
Total	23568	19850	1850	11080	1220	948	2963	664	726	155	244	

TABLE-4
ACTUAL STRENGTH OF FEMALE EMPLOYEES IN FEDERAL SECRETARIAT
BY BASIC SCALE AND DOMICILE

BASIC SCALE	ACTUAL POSTS (FILLED IN)	DOMICILE									
		ISLAMABAD	PUNJAB	SINDH (R)	SINDH (U)	KP	BALUCHISTAN	AJ&K	GB	FATA	
22	7	0	5	1	0	1	0	0	0	0	
21	16	1	12	0	1	1	0	1	0	0	
20	33	1	20	2	5	5	0	0	0	0	
19	54	0	33	1	7	10	1	1	0	1	
18	149	7	90	9	10	20	7	3	0	3	
17	189	7	123	11	16	21	4	4	0	3	
Sub-Total	448	16	283	24	39	58	12	9	0	7	
16	110	9	78	5	5	7	2	0	1	3	
15	11	3	3	1	1	2	0	0	1	0	
14	257	28	164	8	25	22	6	0	3	1	
13	0	0	0	0	0	0	0	0	0	0	
12	6	1	4	1	0	0	0	0	0	0	
11	12	3	7	1	0	1	0	0	0	0	
10	2	0	0	1	0	0	0	0	1	0	
9	75	8	50	3	6	4	2	1	0	1	
8	4	1	1	1	0	1	0	0	0	0	
7	98	10	61	7	5	9	0	3	1	2	
6	1	0	1	0	0	0	0	0	0	0	
5	0	0	0	0	0	0	0	0	0	0	
4	4	0	1	2	0	1	0	0	0	0	
3	5	2	2	0	0	1	0	0	0	0	
2	25	5	18	0	0	1	0	1	0	0	
1	75	21	44	0	0	3	1	5	1	0	
Sub-Total	685	91	434	30	42	52	11	10	8	7	
Total	1133	107	717	54	81	110	23	19	8	14	

TABLE-5
SANCTIONED AND ACTUAL STRENGTH OF EMPLOYEES IN ATTACHED DEPARTMENTS / SUBORDINATE OFFICES
BY BASIC SCALE AND DOMICILE

BASIC SCALE	SANCTIONED POSTS	ACTUAL POSTS (FILLED IN)	DOMICILE								
			ISLAMABAD	PUNJAB	SINDH (R)	SINDH (U)	KP	BALUCHISTAN	AJ&K	GB	FATA
22	40	33	1	24	0	2	4	1	1	0	0
21	381	320	2	166	26	35	63	14	3	1	10
20	948	741	10	413	86	57	100	29	14	12	20
19	2782	2093	46	1141	175	148	298	78	35	128	44
18	7149	5557	90	2964	390	394	771	211	78	563	96
17	17113	12736	166	7271	887	836	1623	459	188	1103	203
Sub-Total	28413	21480	315	11979	1564	1472	2859	792	319	1807	373
16	32065	25707	388	14604	2014	2536	3247	936	263	1433	286
15	1231	1179	9	583	60	171	113	92	12	132	7
14	23245	19384	357	9789	1793	1618	3271	822	244	1247	243
13	2801	2827	6	1626	233	510	260	121	25	36	10
12	4491	3163	111	1509	241	690	231	110	29	222	20
11	11892	8823	68	3850	584	676	2580	302	61	426	276
10	2074	1827	16	928	105	320	277	79	11	79	12
9	39422	35208	343	16060	3510	2800	6189	1164	494	4506	142
8	14017	12122	98	4630	741	738	4546	233	68	418	650
7	50825	45886	545	19883	3022	2555	13842	1475	540	2781	1243
6	43492	41381	23	18864	1544	1637	15146	1403	122	1052	1590
5	139849	127397	731	37275	5974	5339	56125	5263	832	7764	8094
4	12718	9690	70	5629	1028	884	1209	474	90	221	85
3	13417	14623	80	6822	829	3161	1499	923	226	949	134
2	43717	40044	923	19558	2788	3124	5296	2011	393	5769	182
1	33145	23926	3549	11212	1896	2501	2467	1113	193	959	36
Sub-Total	468401	413187	7317	172822	26362	29260	116298	16521	3603	27994	13010
Total	496814	434667	7632	184801	27926	30732	119157	17313	3922	29801	13383

TABLE-6
ACTUAL STRENGTH OF FEMALE EMPLOYEES IN ATTACHED DEPARTMENTS / SUBORDINATE
OFFICES BY BASIC SCALE AND DOMICILE

BASIC SCALE	ACTUAL POSTS (FILLED IN)	DOMICILE								
		ISLAMABAD	PUNJAB	SINDH (R)	SINDH (U)	KP	BALUCHISTAN	AJ&K	GB	FATA
22	4	1	3	0	0	0	0	0	0	0
21	32	0	16	2	9	2	1	2	0	0
20	78	1	46	6	15	5	1	3	0	1
19	447	16	275	22	40	54	15	8	16	1
18	1154	35	679	56	86	139	37	27	85	10
17	3851	79	2689	190	211	331	106	62	149	34
Sub-Total	5566	132	3708	276	361	531	160	102	250	46
16	5185	169	3791	191	338	362	68	55	184	27
15	72	4	36	6	8	5	3	0	10	0
14	2748	78	1656	232	247	251	81	39	142	22
13	26	2	14	1	7	0	2	0	0	0
12	127	12	57	6	16	4	2	1	28	1
11	373	18	146	26	24	23	15	5	116	0
10	52	3	12	1	8	4	2	1	21	0
9	2088	77	721	200	131	98	36	9	808	8
8	81	4	45	8	10	0	3	0	9	2
7	1174	69	545	66	100	66	31	14	281	2
6	84	1	40	6	7	5	1	1	23	0
5	1248	42	544	89	105	122	36	8	298	4
4	48	1	20	1	4	1	1	0	20	0
3	1136	9	306	93	117	85	47	39	411	29
2	978	182	402	19	98	50	3	15	195	14
1	1179	888	121	45	94	25	5	1	0	0
Sub-Total	16599	1559	8456	990	1314	1101	336	188	2546	109
Total	22165	1691	12164	1266	1675	1632	496	290	2796	155

TABLE-7
EMPLOYEES BY BASIC SCALE AND OCCUPATIONAL / FUNCTIONAL GROUP

S.No.	OCCUPATIONAL / FUNCTIONAL GROUP	BASIC SCALE						Total
		17	18	19	20	21	22	
1	Commerce and Trade	50	101	36	19	8	0	214
2	Economists	46	69	17	11	3	0	146
3	Foreign Service of Pakistan	116	117	78	94	37	11	453
4	Inland Revenue Service	316	352	228	129	42	3	1070
5	Information	91	82	52	16	7	0	248
6	Military Lands and Cantonments	34	16	18	8	2	1	79
7	Office Management	273	241	0	0	0	0	514
8	Pakistan Administrative Service	206	278	115	159	80	26	864
9	Pakistan Audit & Accounts Service	117	252	108	136	26	5	644
10	Pakistan Customs Service	80	154	144	58	23	1	460
11	Police Service of Pakistan	123	326	190	118	38	9	804
12	Postal	82	58	37	16	5	2	200
13	Railways (Commercial & Transportation)	39	35	11	9	2	1	97
14	Secretariat	0	0	345	96	31	24	496
Total		1573	2081	1379	869	304	83	6289

TABLE-8
EMPLOYEES BY OCCUPATIONAL / FUNCTIONAL GROUP AND PROVINCE OF DOMICILE

S.No.	OCCUPATIONAL / FUNCTIONAL GROUP	PROVINCE OF DOMICILE									
		ISLAMABAD	PUNJAB	SINDH (R)	SINDH (U)	KP	BALUCHISTAN	AJ&K	GB	FATA	TOTAL
1	Commerce and Trade	0	125	22	19	29	9	3	0	7	214
2	Economists	0	81	14	12	21	7	3	0	8	146
3	Foreign Service of Pakistan	6	243	49	41	58	21	13	4	18	453
4	Inland Revenue Service	17	567	122	110	141	46	16	0	51	1070
5	Information	0	143	27	15	34	10	4	1	14	248
6	Military Lands and Cantonments	0	53	6	1	11	3	2	0	3	79
7	Office Management	25	278	50	20	78	30	19	1	13	514
8	Pakistan Administrative Service	13	467	92	75	115	49	20	3	30	864
9	Pakistan Audit & Accounts Service	0	378	56	55	94	26	12	3	20	644
10	Pakistan Customs Service	8	245	50	38	67	25	8	0	19	460
11	Police Service of Pakistan	0	430	90	68	115	61	12	4	24	804
12	Postal	5	99	17	23	32	11	7	1	5	200
13	Railways (Commercial & Transportation)	0	51	10	9	12	7	2	0	6	97
14	Secretariat	39	279	41	21	74	14	13	1	14	496
Total		113	3439	646	507	881	319	134	18	232	6289

TABLE-9
FEMALE EMPLOYEES BY BASIC SCALE AND OCCUPATIONAL / FUNCTIONAL GROUP

S.No.	OCCUPATIONAL / FUNCTIONAL GROUP	BASIC SCALE						Total
		17	18	19	20	21	22	
1	Commerce and Trade	12	18	5	3	2	0	40
2	Economists	12	13	2	0	0	0	27
3	Foreign Service of Pakistan	30	16	6	9	5	2	68
4	Inland Revenue Service	87	75	37	19	9	1	228
5	Information	28	25	16	5	1	0	75
6	Military Lands and Cantonments	9	0	1	1	0	0	11
7	Office Management	77	27	0	0	0	0	104
8	Pakistan Administrative Service	58	64	11	8	5	1	147
9	Pakistan Audit & Accounts Service	25	35	11	12	5	1	89
10	Pakistan Customs Service	13	31	31	5	5	0	85
11	Police Service of Pakistan	14	9	0	1	0	0	24
12	Postal	18	10	1	2	1	1	33
13	Railways (Commercial & Transportation)	15	4	2	0	0	0	21
14	Secretariat	0	0	13	8	4	1	26
Total		398	327	136	73	37	7	978

TABLE-10
FEMALE EMPLOYEES BY OCCUPATIONAL / FUNCTIONAL GROUP AND PROVINCE OF DOMICILE

S.No.	OCCUPATIONAL / FUNCTIONAL GROUP	PROVINCE OF DOMICILE									TOTAL
		ISLAMABAD	PUNJAB	SINDH (R)	SINDH (U)	KP	BALUCHISTAN	AJ&K	GB	FATA	
1	Commerce and Trade	0	28	1	6	4	1	0	0	0	40
2	Economists	0	23	1	1	1	1	0	0	0	27
3	Foreign Service of Pakistan	1	40	4	8	11	3	1	0	0	68
4	Inland Revenue Service	9	140	8	27	25	9	7	0	3	228
5	Information	0	55	1	9	7	0	1	0	2	75
6	Military Lands and Cantonments	0	5	2	0	3	1	0	0	0	11
7	Office Management	4	70	3	6	12	4	4	0	1	104
8	Pakistan Administrative Service	7	94	4	16	14	5	5	0	2	147
9	Pakistan Audit & Accounts Service	0	58	5	11	10	1	3	0	1	89
10	Pakistan Customs Service	2	58	2	6	7	5	4	0	1	85
11	Police Service of Pakistan	0	15	3	1	3	2	0	0	0	24
12	Postal	2	21	0	3	5	0	2	0	0	33
13	Railways (Commercial & Transportation)	0	16	0	3	1	0	1	0	0	21
14	Secretariat	2	11	3	2	6	1	1	0	0	26
Total		27	634	37	99	109	33	29	0	10	978

TABLE-11
YEAR WISE EMPLOYMENT STATUS BY PROVINCE OF DOMICILE

PROVINCE	2006-07	2007-08	2008-09	2009-10	2010-11	2011-12	2012-13	2013-14	2014-15	2015-16
Punjab	186690	198791	205261	206202	209618	206425	205737	204812	199351	205363
Sindh	60776	58895	63246	62458	60329	61095	58694	58082	59988	60826
Sindh (R)	0	0	21828	22452	29014	34224	29198	28492	28712	29146
Sindh (U)	0	0	41418	40006	31315	26871	29496	29590	31276	31680
Khyber Pakhtunkhwa	88706	119264	121405	124668	125529	126939	124795	118618	115426	122120
Balochistan	11809	16752	18642	19092	19383	18181	18395	17875	17868	17977
Azad Jammu & Kashmir	4358	4249	4773	4922	4888	4682	4596	4456	4614	4648
Gilgit Baltistan	21334	24802	23363	26044	26375	26506	27421	28561	29923	29956
FATA	2259	2489	2320	3769	3842	7333	7178	12117	11751	13627
TOTAL	375932	425242	439010	447155	449964	451161	446816	444521	438921	454517

**TABLE - 12
ACTUAL STRENGTH OF FEMALE EMPLOYEES OVER THE YEARS**

YEARS	FEMALE EMPLOYEES	CHANGE	PERCENT CHANGE
2006-07	17488	0	0
2007-08	18130	642	3.67
2008-09	19000	870	4.80
2009-10	20257	1257	6.62
2010-11	21133	876	4.32
2011-12	19994	-1139	-5.39
2012-13	20022	28	0.14
2013-14	20428	406	2.03
2014-15	21629	1201	5.88
2015-16	23298	1669	7.72

TABLE - 13
YEAR WISE SANCTIONED STRENGTH OF EMPLOYEES BY BASIC SCALE

BASIC SCALE	2006-07	2007-08	2008-09	2009-10	2010-11	2011-12	2012-13	2013-14	2014-15	2015-16
22	111	113	118	116	112	108	120	117	109	115
21	345	367	440	483	470	519	500	561	536	560
20	1035	1075	1113	1200	1350	1191	1235	1294	1473	1430
19	2855	2864	3071	3261	3339	3316	3450	3510	3819	3755
18	6231	6369	6746	7198	8040	7857	8378	8714	9956	8868
17	11611	12244	12669	13139	14720	13678	15249	15581	16405	18727
Sub. Total	22188	23032	24157	25397	28031	26669	28932	29777	32298	33455
16	15990	17049	18153	19055	23423	26328	32732	33183	33601	34448
15	4170	4594	5767	6903	6994	5719	1581	1299	1559	1493
14	11447	23218	27626	30497	26134	26385	23229	23909	27093	27442
13	2475	2582	2652	2806	3783	2630	1908	1797	2685	2809
12	9390	9821	8533	10063	8689	8300	5260	4968	4652	4667
11	25308	17730	15165	10646	12419	11320	14120	15037	12015	12057
10	3078	2969	3178	4015	4111	2268	1561	1381	2177	2105
9	15365	23884	25897	41087	40766	40456	37679	39004	40731	40422
8	4529	7912	8556	9191	9280	13490	11841	10275	13039	14072
7	39140	51407	53008	48464	47562	47952	47410	47729	50831	52638
6	28907	36747	38166	30452	30624	41900	42589	42590	42383	43574
5	96280	142651	145560	147907	150064	139088	138771	138271	136503	140316
4	22950	16291	16354	17111	18454	13571	12863	12925	15451	14435
3	29423	14043	14017	10834	9677	4998	9265	9304	6993	13782
2	31526	47581	46477	46922	47831	48540	51323	54201	51756	45519
1	57333	38575	38594	38573	41397	40958	36782	34732	36688	37148
Sub. Total	397311	457054	467703	474526	481208	473903	468914	470605	478157	486927
Total	419499	480086	491860	499923	509239	500572	497846	500382	510455	520382

TABLE-14
YEAR WISE ACTUAL STRENGTH OF EMPLOYEES BY BASIC SCALE

BASIC SCALE	2006-07	2007-08	2008-09	2009-10	2010-11	2011-12	2012-13	2013-14	2014-15	2015-16
22	97	101	106	100	101	99	98	97	77	96
21	297	292	343	379	406	414	404	410	394	457
20	829	859	910	961	1079	953	1023	1106	1084	1125
19	2420	2281	2548	2571	2579	2682	2657	2600	2861	2814
18	4780	4758	5153	5270	6291	6219	6575	6527	7410	6871
17	8793	9187	9850	9588	10780	10105	11399	11878	12240	13970
Sub. Total	17216	17478	18910	18869	21236	20472	22156	22618	24066	25333
16	13197	13654	15285	16103	20561	22822	28260	27974	28119	27730
15	3505	4201	5249	6293	6245	5105	1508	1231	1306	1397
14	10935	20166	25465	25763	21178	22488	21367	22065	22746	22833
13	2408	3118	3193	2923	4112	3245	2988	2938	2839	2834
12	8275	8309	6767	7821	6781	7054	3984	3565	3200	3305
11	19828	11618	10012	7881	7551	7341	7659	7893	8743	8963
10	2185	2723	2928	3496	3615	2375	2223	1948	2071	1856
9	14425	21844	24105	36337	36984	36963	36585	37859	36517	36097
8	4368	8713	9068	8675	8071	12328	11989	10685	10846	12176
7	34959	46158	46689	41638	45103	45843	44161	43700	44879	47425
6	25699	31016	32623	31248	25234	37318	36850	38052	40075	41461
5	87824	135454	139848	140382	143369	136988	132841	129689	120316	127814
4	19202	15643	11629	12678	12546	7432	8495	8919	13007	11175
3	33096	12989	14640	15066	17817	14450	9843	9780	9030	14986
2	27297	46270	44162	43886	44585	44215	49737	49379	43909	41727
1	51513	25888	28437	28096	24976	24722	26170	26226	27252	27405
Sub. Total	358716	407764	420100	428286	428728	430689	424660	421903	414855	429184
Total	375932	425242	439010	447155	449964	451161	446816	444521	438921	454517

**TABLE-15
EMPLOYMENT STATUS OVER THE YEARS**

YEAR	TOTAL		INCREASE / DECREASE		% CHANGE	
	SANCTIONED	ACTUAL	SANCTIONED	ACTUAL	SANCTIONED	ACTUAL
2006-07	419499	375932	-	-	-	-
2007-08	480086	425242	60587	49310	14.44	13.1
2008-09	491860	439010	11774	13768	2.45	3.2
2009-10	499923	447155	8063	8145	1.64	1.9
2010-11	509239	449964	9316	2809	1.86	0.6
2011-12	500572	451161	-8667	1197	-1.70	0.27
2012-13	497846	446816	-2726	-4345	-0.54	-0.96
2013-14	500382	444521	2536	-2295	0.51	-0.51
2014-15	510455	438921	10073	-5600	2.01	-1.26
2015-16	520382	454517	9927	15596	1.94	3.55

**TABLE-16
NON MUSLIM EMPLOYEES BY DOMICILE AND BASIC SCALE**

BASIC SCALE	TOTAL	ISLAMABAD	PUNJAB	SINDH (R)	SINDH (U)	KP	BALUCHISTAN	AJ&K	GB	FATA
22	0	0	0	0	0	0	0	0	0	0
21	0	0	0	0	0	0	0	0	0	0
20	8	0	2	1	2	0	3	0	0	0
19	22	0	12	4	2	0	4	0	0	0
18	64	5	26	21	8	1	3	0	0	0
17	155	5	91	44	7	5	3	0	0	0
Sub.Total	249	10	131	70	19	6	13	0	0	0
16	536	3	411	50	43	15	12	0	1	1
15	16	0	8	1	1	1	5	0	0	0
14	160	8	104	19	10	8	8	0	1	2
13	13	0	10	0	1	0	1	1	0	0
12	22	1	13	5	1	1	1	0	0	0
11	42	5	30	4	2	0	1	0	0	0
10	13	0	7	2	0	2	2	0	0	0
9	221	12	138	39	13	11	7	1	0	0
8	62	1	43	11	4	1	1	0	1	0
7	390	16	294	21	34	13	10	2	0	0
6	149	0	111	9	19	3	3	0	4	0
5	587	9	376	65	55	30	43	0	5	4
4	212	4	182	1	8	3	14	0	0	0
3	874	4	595	21	17	21	214	0	0	2
2	5281	106	3191	195	598	1043	95	1	1	51
1	2643	733	1427	39	352	34	51	4	2	1
Sub.Total	11221	902	6940	482	1158	1186	468	9	15	61
Total	11470	912	7071	552	1177	1192	481	9	15	61

TABLE-17
CHRISTIAN EMPLOYEES BY DOMICILE AND BASIC SCALE

BASIC SCALE	TOTAL	DOMICILE									
		ISLAMABAD	PUNJAB	SINDH (R)	SINDH (U)	KP	BALUCHISTAN	AJ&K	GB	FATA	
22	0	0	0	0	0	0	0	0	0	0	0
21	0	0	0	0	0	0	0	0	0	0	0
20	3	0	0	0	0	0	3	0	0	0	
19	10	0	6	0	0	0	4	0	0	0	
18	23	0	18	1	2	0	2	0	0	0	
17	85	2	76	2	2	1	2	0	0	0	
Sub.Total	121	2	100	3	4	1	11	0	0	0	
16	480	2	386	26	40	14	10	0	1	1	
15	14	0	8	0	0	1	5	0	0	0	
14	120	7	89	1	5	7	8	0	1	2	
13	11	0	9	0	0	0	1	1	0	0	
12	13	1	11	0	0	0	1	0	0	0	
11	36	4	29	0	2	0	1	0	0	0	
10	10	0	6	0	0	2	2	0	0	0	
9	164	9	122	6	11	9	7	0	0	0	
8	55	1	41	8	3	1	1	0	0	0	
7	346	16	281	5	26	9	7	2	0	0	
6	127	0	102	5	15	3	2	0	0	0	
5	506	9	359	32	36	25	40	0	3	2	
4	196	4	181	0	4	0	7	0	0	0	
3	859	4	595	14	12	21	211	0	0	2	
2	4896	106	3180	100	334	1034	89	1	1	51	
1	2468	732	1385	21	242	33	48	4	2	1	
Sub.Total	10301	895	6784	218	730	1159	440	8	8	59	
Total	10422	897	6884	221	734	1160	451	8	8	59	

TABLE-18
AHMADI EMPLOYEES BY DOMICILE AND BASIC SCALE

BASIC SCALE	TOTAL	DOMICILE									
		ISLAMABAD	PUNJAB	SINDH (R)	SINDH (U)	KP	BALUCHISTAN	AJ&K	GB	FATA	
22	0	0	0	0	0	0	0	0	0	0	0
21	0	0	0	0	0	0	0	0	0	0	0
20	2	0	2	0	0	0	0	0	0	0	0
19	5	0	5	0	0	0	0	0	0	0	0
18	14	5	7	1	0	1	0	0	0	0	0
17	22	3	13	3	0	2	1	0	0	0	0
Sub.Total	43	8	27	4	0	3	1	0	0	0	0
16	27	1	24	1	0	0	1	0	0	0	0
15	0	0	0	0	0	0	0	0	0	0	0
14	19	1	15	1	2	0	0	0	0	0	0
13	1	0	0	0	1	0	0	0	0	0	0
12	2	0	2	0	0	0	0	0	0	0	0
11	2	1	1	0	0	0	0	0	0	0	0
10	0	0	0	0	0	0	0	0	0	0	0
9	23	3	16	1	1	1	0	1	0	0	0
8	1	0	1	0	0	0	0	0	0	0	0
7	9	0	7	1	1	0	0	0	0	0	0
6	8	0	7	1	0	0	0	0	0	0	0
5	12	0	12	0	0	0	0	0	0	0	0
4	1	0	1	0	0	0	0	0	0	0	0
3	1	0	0	0	0	0	1	0	0	0	0
2	3	0	1	2	0	0	0	0	0	0	0
1	1	1	0	0	0	0	0	0	0	0	0
Sub.Total	110	7	87	7	5	1	2	1	0	0	0
Total	153	15	114	11	5	4	3	1	0	0	0

TABLE-19
HINDU (CASTE) EMPLOYEES BY DOMICILE AND BASIC SCALE

BASIC SCALE	TOTAL	DOMICILE									
		ISLAMABAD	PUNJAB	SINDH (R)	SINDH (U)	KP	BALUCHISTAN	AJ&K	GB	FATA	
22	0	0	0	0	0	0	0	0	0	0	0
21	0	0	0	0	0	0	0	0	0	0	0
20	3	0	0	1	2	0	0	0	0	0	0
19	5	0	1	4	0	0	0	0	0	0	0
18	27	0	1	19	6	0	1	0	0	0	0
17	41	0	2	36	3	0	0	0	0	0	0
Sub.Total	76	0	4	60	11	0	1	0	0	0	0
16	29	0	1	23	3	1	1	0	0	0	0
15	1	0	0	0	1	0	0	0	0	0	0
14	17	0	0	15	1	1	0	0	0	0	0
13	0	0	0	0	0	0	0	0	0	0	0
12	7	0	0	5	1	1	0	0	0	0	0
11	4	0	0	4	0	0	0	0	0	0	0
10	3	0	1	2	0	0	0	0	0	0	0
9	30	0	0	30	0	0	0	0	0	0	0
8	2	0	1	1	0	0	0	0	0	0	0
7	31	0	6	14	7	3	1	0	0	0	0
6	4	0	2	1	0	0	1	0	0	0	0
5	50	0	5	25	15	2	3	0	0	0	0
4	12	0	0	1	3	3	5	0	0	0	0
3	10	0	0	5	4	0	1	0	0	0	0
2	328	0	7	64	245	6	6	0	0	0	0
1	89	0	40	9	39	0	1	0	0	0	0
Sub.Total	617	0	63	199	319	17	19	0	0	0	0
Total	693	0	67	259	330	17	20	0	0	0	0

TABLE-20
HINDU (NON CASTE) EMPLOYEES BY DOMICILE AND BASIC SCALE

BASIC SCALE	TOTAL	DOMICILE									
		ISLAMABAD	PUNJAB	SINDH (R)	SINDH (U)	KP	BALUCHISTAN	AJ&K	GB	FATA	
22	0	0	0	0	0	0	0	0	0	0	0
21	0	0	0	0	0	0	0	0	0	0	0
20	0	0	0	0	0	0	0	0	0	0	0
19	2	0	0	0	2	0	0	0	0	0	0
18	0	0	0	0	0	0	0	0	0	0	0
17	5	0	0	3	2	0	0	0	0	0	0
Sub.Total	7	0	0	3	4	0	0	0	0	0	0
16	0	0	0	0	0	0	0	0	0	0	0
15	1	0	0	1	0	0	0	0	0	0	0
14	4	0	0	2	2	0	0	0	0	0	0
13	0	0	0	0	0	0	0	0	0	0	0
12	0	0	0	0	0	0	0	0	0	0	0
11	0	0	0	0	0	0	0	0	0	0	0
10	0	0	0	0	0	0	0	0	0	0	0
9	3	0	0	2	1	0	0	0	0	0	0
8	3	0	0	2	1	0	0	0	0	0	0
7	1	0	0	1	0	0	0	0	0	0	0
6	2	0	0	2	0	0	0	0	0	0	0
5	12	0	0	8	4	0	0	0	0	0	0
4	1	0	0	0	1	0	0	0	0	0	0
3	3	0	0	2	0	0	1	0	0	0	0
2	50	0	3	29	18	0	0	0	0	0	0
1	84	0	2	9	71	0	2	0	0	0	0
Sub.Total	164	0	5	58	98	0	3	0	0	0	0
Total	171	0	5	61	102	0	3	0	0	0	0

TABLE-21
SIKH EMPLOYEES BY DOMICILE AND BASIC SCALE

BASIC SCALE	TOTAL	DOMICILE										
		ISLAMABAD	PUNJAB	SINDH (R)	SINDH (U)	KP	BALUCHISTAN	AJ&K	GB	FATA		
22	0	0	0	0	0	0	0	0	0	0	0	0
21	0	0	0	0	0	0	0	0	0	0	0	0
20	0	0	0	0	0	0	0	0	0	0	0	0
19	0	0	0	0	0	0	0	0	0	0	0	0
18	0	0	0	0	0	0	0	0	0	0	0	0
17	2	0	0	0	0	2	0	0	0	0	0	0
Sub.Total	2	0	0	0	0	2	0	0	0	0	0	0
16	0	0	0	0	0	0	0	0	0	0	0	0
15	0	0	0	0	0	0	0	0	0	0	0	0
14	0	0	0	0	0	0	0	0	0	0	0	0
13	1	0	1	0	0	0	0	0	0	0	0	0
12	0	0	0	0	0	0	0	0	0	0	0	0
11	0	0	0	0	0	0	0	0	0	0	0	0
10	0	0	0	0	0	0	0	0	0	0	0	0
9	0	0	0	0	0	0	0	0	0	0	0	0
8	0	0	0	0	0	0	0	0	0	0	0	0
7	0	0	0	0	0	0	0	0	0	0	0	0
6	1	0	0	0	1	0	0	0	0	0	0	0
5	1	0	0	0	0	1	0	0	0	0	0	0
4	0	0	0	0	0	0	0	0	0	0	0	0
3	1	0	0	0	1	0	0	0	0	0	0	0
2	1	0	0	0	1	0	0	0	0	0	0	0
1	0	0	0	0	0	0	0	0	0	0	0	0
Sub.Total	5	0	1	0	3	1	0	0	0	0	0	0
Total	7	0	1	0	3	3	0	0	0	0	0	0

TABLE-22
OTHER NON MUSLIM EMPLOYEES BY DOMICILE AND BASIC SCALE

BASIC SCALE	TOTAL	DOMICILE										
		ISLAMABAD	PUNJAB	SINDH (R)	SINDH (U)	KP	BALUCHISTAN	AJ&K	GB	FATA		
22	0	0	0	0	0	0	0	0	0	0	0	0
21	0	0	0	0	0	0	0	0	0	0	0	0
20	0	0	0	0	0	0	0	0	0	0	0	0
19	0	0	0	0	0	0	0	0	0	0	0	0
18	0	0	0	0	0	0	0	0	0	0	0	0
17	0	0	0	0	0	0	0	0	0	0	0	0
Sub.Total	0	0	0	0	0	0	0	0	0	0	0	0
16	0	0	0	0	0	0	0	0	0	0	0	0
15	0	0	0	0	0	0	0	0	0	0	0	0
14	0	0	0	0	0	0	0	0	0	0	0	0
13	0	0	0	0	0	0	0	0	0	0	0	0
12	0	0	0	0	0	0	0	0	0	0	0	0
11	0	0	0	0	0	0	0	0	0	0	0	0
10	0	0	0	0	0	0	0	0	0	0	0	0
9	1	0	0	0	0	0	1	0	0	0	0	0
8	1	0	0	0	0	0	0	0	0	1	0	0
7	3	0	0	0	0	0	1	2	0	0	0	0
6	7	0	0	0	3	0	0	0	0	4	0	0
5	6	0	0	0	0	2	0	0	0	2	2	0
4	2	0	0	0	0	0	0	2	0	0	0	0
3	0	0	0	0	0	0	0	0	0	0	0	0
2	3	0	0	0	0	3	0	0	0	0	0	0
1	1	0	0	0	0	1	0	0	0	0	0	0
Sub.Total	24	0	0	0	3	8	4	0	7	2		
Total	24	0	0	0	3	8	4	0	7	2		

TABLE-23

SANCTIONED STRENGTH BY BASIC SCALE AND DIVISION / ATTACHED DEPARTMENTS / SUBORDINATE OFFICES

DIVISION / OFFICE	BASIC SCALE 1 TO 16																SUB. TOTAL
	1	2	3	4	5	6	7	8	9	10	11	12	13	14	15	16	
1. Aviation Division	1090	39	11	46	4551	33	1750	6	2573	1	10	86	82	1446	1	1109	12834
Main, Islamabad.	9	9	0	2	2	0	12	0	2	0	0	0	0	24	0	12	72
Airports Security Force, Karachi.	337	0	8	0	4504	0	1564	6	2057	1	4	0	0	1086	0	946	10513
Pakistan Meteorological Department, Islamabad.	744	30	3	44	45	33	174	0	514	0	6	86	82	336	1	151	2249
2. Cabinet Division	272	244	14	149	25	11	175	3	136	18	9	20	14	180	10	124	1404
Main, Islamabad.	0	173	0	120	0	1	74	0	17	1	3	5	1	126	0	44	565
Department of Communications Security, Islamabad.	33	15	12	7	3	4	14	0	10	2	4	0	0	31	0	17	152
Department of Stationery and Forms, Karachi.	136	8	2	2	0	0	42	0	42	7	0	0	9	3	10		261
National Archives of Pakistan, Islamabad.	26	6	0	6	7	0	20	3	5	8	1	1	4	9	0	16	112
Federal Medical & Dental College Islamabad.	4	17	0	0	1	0	2	0	6	0	0	1	0	3	0	2	36
Federal Government Tuberculosis Centre Rawalpindi	18	5	0	8	12	6	13	0	14	0	0	4	0	5	0	6	91
Federal General Hospital Prime Minister National Complex, Islamabad.	55	20	0	6	2	0	10	0	42	0	1	9	0	3	0	39	187
3. Capital Administration & Development Division	3810	1412	221	369	254	86	1122	41	861	21	179	248	11	2071	28	4997	15731
Main, Islamabad.	4	17	20	10	12	0	15	0	8	0	1	0	0	43	5	31	166

TABLE-23
SANCTIONED STRENGTH BY BASIC SCALE AND DIVISION / ATTACHED DEPARTMENTS /
SUBORDINATE OFFICES

DIVISION / OFFICE	BASIC SCALE 1 TO 16																SUB. TOTAL
	1	2	3	4	5	6	7	8	9	10	11	12	13	14	15	16	
Department of Libraries Islamabad.	14	19	25	1	19	0	32	0	5	7	2	9	1	5	0	27	166
Department of Tourist Services Islamabad.	9	1	0	3	0	0	3	0	1	0	0	0	0	7	0	6	30
Directorate of Workers Education Islamabad.	0	10	0	0	10	0	4	0	3	0	0	0	0	12	0	5	44
Directorate General of Special Education Islamabad.	148	55	1	38	5	2	23	2	24	0	53	0	0	87	8	42	488
District Family Health Office, Islamabad.	8	47	12	1	7	0	69	8	17	0	21	1	0	4	0	3	198
Federal College of Education Islamabad.	30	7	0	5	1	1	13	1	2	0	4	0	0	5	0	6	75
Federal Directorate of Education Islamabad.	2443	495	111	159	23	12	654	0	240	1	8	104	8	1647	9	3552	9466
Federal Government Polyclinic, (Postgraduate Medical Institution), Islamabad.	346	175	1	96	0	17	50	0	253	6	8	61	0	62	0	311	1386
Government Polytechnic Institute for Women Islamabad.	0	11	1	0	1	3	3	1	1	1	2	0	0	10	1	1	36
National Trust for the Disabled Islamabad.	2	2	1	0	2	0	2	0	2	0	0	0	0	3	0	5	19
National Council for the Rehabilitation of Disabled Persons, Islamabad.	0	2	0	0	0	0	0	0	0	0	0	0	0	4	0	0	6
National Council of Social Welfare Islamabad.	2	12	1	1	3	0	7	0	2	0	1	0	0	12	0	5	46
National Institute of Rehabilitation Medicine Islamabad.	33	37	0	12	2	0	17	0	29	0	1	6	0	15	0	61	213

TABLE-23
SANCTIONED STRENGTH BY BASIC SCALE AND DIVISION / ATTACHED DEPARTMENTS /
SUBORDINATE OFFICES

DIVISION / OFFICE	BASIC SCALE 1 TO 16																SUB. TOTAL
	1	2	3	4	5	6	7	8	9	10	11	12	13	14	15	16	
National Institute of Science & Technical Education Islamabad.	85	0	0	14	0	0	5	5	9	0	9	1	0	28	0	16	172
Shaheed Zulfiqar Ali Bhutto Medical University (PIMS), Islamabad.	679	488	43	23	160	51	205	0	247	6	51	64	2	114	1	921	3055
Regional Training Institute, Islamabad.	0	12	0	3	2	0	1	2	1	0	2	1	0	3	0	2	29
Social Welfare Centre Islamabad.	7	16	5	3	7	0	17	22	17	0	16	0	0	9	4	3	126
Technical Panel on Teacher Education Islamabad.	0	6	0	0	0	0	2	0	0	0	0	1	0	1	0	0	10
4. Climate Change Division	8	58	7	1	19	2	19	0	5	6	5	0	0	51	2	24	207
Main, Islamabad.	0	39	4	0	11	0	11	0	4	0	1	0	0	43	0	14	127
Pakistan Environmental Protection Agency Islamabad.	2	9	1	0	4	1	4	0	0	0	4	0	0	7	2	4	38
Zoological Survey of Pakistan Islamabad.	6	10	2	1	4	1	4	0	1	6	0	0	0	1	0	6	42
5. Commerce Division	116	18	229	42	2	5	116	2	137	17	19	2	9	265	3	133	1115
Main, Islamabad.	100	8	0	19	2	0	35	0	19	0	1	2	2	126	3	43	360
Directorate General of Trade Organizations , Islamabad.	16	0	0	7	0	5	3	0	0	0	1	0	0	14	0	3	49
Pakistan Institute of Trade and Development, Islamabad.	0	10	0	1	0	0	4	0	2	0	0	0	0	5	0	4	26
Trade Development Authority of Pakistan, Karachi.	0	0	229	15	0	0	74	2	116	17	17	0	7	120	0	83	680

TABLE-23
SANCTIONED STRENGTH BY BASIC SCALE AND DIVISION / ATTACHED DEPARTMENTS /
SUBORDINATE OFFICES

DIVISION / OFFICE	BASIC SCALE 1 TO 16																SUB. TOTAL
	1	2	3	4	5	6	7	8	9	10	11	12	13	14	15	16	
6. Communications & Postal Services Division	1773	6413	666	585	1805	227	7778	707	12343	35	631	182	80	3386	54	1599	38264
Main, Islamabad.	8	30	3	4	9	0	11	0	8	0	0	0	0	25	1	19	118
Construction Technology Training Institute, Islamabad.	31	0	0	0	2	10	59	0	14	0	42	0	0	6	7	1	172
National Highways & Motorways Police, Islamabad.	181	435	0	0	1656	0	1293	0	89	8	1	0	80	2039	0	1193	6975
National Transport Research Centre, Islamabad.	29	0	0	8	0	0	3	0	2	0	4	0	0	12	0	14	72
Pakistan Post Office Department, (Over all Pakistan).	1524	5948	663	573	138	217	6412	707	12230	27	584	182	0	1304	46	372	30927
7. Defence Division	415	2809	2422	95	92	34	1859	20	562	1	84	41	0	2139	65	2675	13313
Main, Rawalpindi.	109	12	0	28	0	0	49	0	15	0	0	1	0	107	6	36	363
Federal Government Educational Institutions (Cantt./Garrison) Directorate, Rawalpindi.	0	0	2321	0	83	34	575	0	371	0	15	15	0	1827	59	2504	7804
Military Lands and Cantonments Department, Rawalpindi.	306	80	73	3	9	0	127	19	75	1	59	3	0	9	0	41	805
Survey of Pakistan, Rawalpindi.	0	2717	28	64	0	0	1108	1	101	0	10	22	0	196	0	94	4341
8. Defence Production Division	56	7	7	20	11	1	19	1	15	0	2	3	0	42	4	21	209
Main, Rawalpindi.	52	7	0	16	1	0	19	1	2	0	1	3	0	42	0	21	165
Defence Export Promotion Organization Islamabad.	4	0	7	4	10	1	0	0	13	0	1	0	0	0	4	0	44
9. Economic Affairs Division, Islamabad.	126	0	0	32	0	0	23	0	20	0	0	3	0	170	1	54	429
10. Establishment Division	404	287	42	166	15	3	174	0	93	1	70	29	0	420	12	235	1951

TABLE-23
SANCTIONED STRENGTH BY BASIC SCALE AND DIVISION / ATTACHED DEPARTMENTS /
SUBORDINATE OFFICES

DIVISION / OFFICE	BASIC SCALE 1 TO 16																SUB. TOTAL
	1	2	3	4	5	6	7	8	9	10	11	12	13	14	15	16	
Main, Islamabad.	170	86	29	73	5	3	66	0	25	1	8	12	0	226	9	86	799
Akhtar Hameed Khan National Centre for Rural Development Islamabad.	8	17	8	3	5	0	6	0	7	0	2	0	0	9	0	5	70
Federal Public Service Commission, Islamabad.	111	32	3	43	1	0	64	0	35	0	0	17	0	121	2	73	502
Secretariat Training Institute, Islamabad.	48	4	0	12	0	0	5	0	7	0	1	0	0	18	1	17	113
Staff Welfare Organization, Islamabad.	67	148	2	35	4	0	33	0	19	0	59	0	0	46	0	54	467
11. Federal Education Professional Training Division	91	32	8	32	17	10	28	0	28	0	1	2	0	92	7	58	406
Main, Islamabad.	33	5	0	4	9	0	12	0	14	0	0	0	0	24	0	19	120
Academy of Educational Planning & Management Islamabad.	30	0	0	11	0	0	7	0	2	0	1	0	0	15	0	9	75
National Internship Programme Islamabad.	12	0	0	0	6	0	1	0	0	0	0	2	0	8	1	3	33
National Talent Pool Islamabad.	3	4	6	2	1	0	3	0	3	0	0	0	0	8	0	2	32
National Training Bureau Islamabad	2	17	0	7	0	8	1	0	5	0	0	0	0	27	5	16	88
Pakistan Manpower Institute Islamabad.	2	6	2	4	1	2	2	0	2	0	0	0	0	6	0	2	29
Pakistan National Commission for UNESCO Islamabad.	9	0	0	4	0	0	2	0	2	0	0	0	0	4	1	7	29
12. Finance Division	1201	1495	1788	487	416	183	249	19	206	2	2913	25	1	1160	22	8182	18349
Main, Islamabad.	335	51	0	88	0	0	69	0	58	1	0	7	0	305	8	124	1046
Finance (Military), Rawalpindi.	89	15	0	11	0	0	47	0	20	0	0	0	0	100	2	38	322

TABLE-23
SANCTIONED STRENGTH BY BASIC SCALE AND DIVISION / ATTACHED DEPARTMENTS /
SUBORDINATE OFFICES

DIVISION / OFFICE	BASIC SCALE 1 TO 16																SUB. TOTAL
	1	2	3	4	5	6	7	8	9	10	11	12	13	14	15	16	
Central Directorate of National Savings, Islamabad.	0	0	1670	29	13	2	45	0	21	0	1147	1	0	526	3	248	3705
Controller General of Accounts HQ, Islamabad.	767	441	63	63	52	1	22	4	11	1	1353	16	0	65	0	6115	8974
Federal Treasury Office, Islamabad.	5	6	0	2	0	0	0	0	0	0	6	0	0	0	0	32	51
Office of the Auditor General of Pakistan HQ, Islamabad.	0	934	49	183	0	0	6	0	0	0	382	0	0	157	0	1620	3331
Pakistan Mint, Lahore.	5	48	6	111	351	180	60	15	96	0	25	1	1	7	9	5	920
13. Foreign Affairs Division (including Mission Abroad)	456	17	50	161	7	3	184	0	105	0	1	1	1	533	94	254	1867
14. Housing & Works Division	96	989	92	49	560	2	969	56	172	1	690	3	0	231	4	162	4076
Main, Islamabad.	37	8	0	12	0	0	24	0	9	0	0	0	0	43	4	17	154
Estate Office, Islamabad.	57	0	8	14	0	1	114	0	35	0	15	3	0	44	0	25	316
National Housing Authority, Islamabad.	2	2	7	2	3	1	5	0	1	0	0	0	0	6	0	4	33
Pakistan Public Works Department HQ, Islamabad.	0	979	77	21	557	0	826	56	127	1	675	0	0	138	0	116	3573
15. Industries & Production Division	86	25	6	4	21	0	24	4	19	0	0	2	0	125	2	39	357
Main, Islamabad.	83	11	0	4	15	0	12	0	11	0	0	2	0	112	2	28	280
Department of Explosives HQ, Rawalpindi.	3	14	6	0	6	0	12	4	8	0	0	0	0	13	0	11	77
16. Information Broadcasting and National Heritage Division	136	452	75	37	195	5	193	5	130	32	39	8	44	319	24	234	1928
Main, Islamabad.	5	185	13	6	38	1	23	0	18	0	5	1	0	114	3	59	471

TABLE-23
SANCTIONED STRENGTH BY BASIC SCALE AND DIVISION / ATTACHED DEPARTMENTS /
SUBORDINATE OFFICES

DIVISION / OFFICE	BASIC SCALE 1 TO 16																SUB. TOTAL
	1	2	3	4	5	6	7	8	9	10	11	12	13	14	15	16	
Central Board of Film Censors Islamabad.	2	7	0	0	3	0	5	0	4	0	0	0	0	3	0	5	29
Department of Archaeology & Museums Islamabad.	1	27	5	3	3	0	15	1	7	1	2	1	2	12	1	6	87
Directorate of Electronic Media and Publications Islamabad.	20	49	12	4	25	0	41	0	32	27	6	0	6	41	7	29	299
Federal Land Commission, Islamabad.	30	2	0	8	1	0	6	0	5	0	0	0	0	13	0	16	81
Implementation Tribunal For Newspaper Employees Islamabad.	5	4	0	0	1	0	2	0	2	0	0	0	0	4	0	3	21
Information Service Academy, Islamabad.	9	1	5	0	4	0	2	0	1	0	0	0	0	5	0	3	30
National Language Promotion Department Islamabad.	22	0	5	0	0	0	10	0	9	0	5	0	0	11	3	15	80
Press Information Department, Islamabad.	38	154	32	14	117	3	82	4	50	2	14	0	28	102	10	87	737
Office of the Press Registrar, Islamabad.	0	0	0	0	0	0	0	0	0	0	0	0	0	0	0	0	0
Urdu Dictionary Board Karachi.	2	7	2	0	0	0	6	0	1	0	6	3	8	4	0	7	46
Urdu Science Board Lahore.	2	16	1	2	3	1	1	0	1	2	1	3	0	10	0	4	47
17. Information Technology and Telecommunications Division	29	19	1	18	3	0	12	0	5	0	1	0	0	24	0	28	140
Main, Islamabad.	29	10	0	18	1	0	12	0	5	0	1	0	0	19	0	23	118
National Information Technology Board , Islamabad.	0	9	1	0	2	0	0	0	0	0	0	0	0	5	0	5	22

TABLE-23
SANCTIONED STRENGTH BY BASIC SCALE AND DIVISION / ATTACHED DEPARTMENTS /
SUBORDINATE OFFICES

DIVISION / OFFICE	BASIC SCALE 1 TO 16																SUB. TOTAL
	1	2	3	4	5	6	7	8	9	10	11	12	13	14	15	16	
18. Inter Provincial Coordination Division	15	59	15	14	16	2	37	0	18	0	0	1	0	53	3	28	261
Main, Islamabad.	15	46	14	13	15	1	25	0	7	0	0	1	0	46	2	22	207
Inter Board Committee of Chairman Islamabad.	0	13	1	1	1	1	12	0	11	0	0	0	0	7	1	6	54
19. Interior Division	1613	6874	2708	675	105112	27729	25344	7912	9234	187	3845	187	1246	3741	60	1738	198205
Main, Islamabad.	22	213	15	55	1	0	53	0	74	0	1	16	0	144	2	25	621
Directorate General of Civil Defence, Islamabad, Lahore, Karachi, Peshawar, Quetta, AJ&K, Muzaffarabad.	19	62	14	14	30	16	46	0	26	7	6	0	0	52	0	39	331
Directorate General of Immigration and Passports, HQ Islamabad.	181	60	0	19	0	0	229	0	155	41	138	7	0	58	2	58	948
Federal Investigation Agency, HQ Islamabad.	0	273	17	33	1264	0	585	0	551	4	4	38	0	615	0	346	3730
Islamabad Capital Territory Administration, Islamabad.	190	154	12	46	7491	46	1536	51	1172	0	28	121	0	579	20	203	11649
National Academy for Prisons Administration, Lahore.	13	1	0	0	13	0	9	0	1	0	1	2	0	2	0	2	44
HQ Gilgit Baltistan Scouts Gilgit	0	140	0	0	1193	394	366	0	222	0	64	0	0	47	2	4	2432
HQ Frontier Constabulary KPK Peshawar	990	27	0	0	17403	2061	1458	0	1325	0	506	0	0	227	1	36	24034
HQ Frontier Corps Balochistan, Quetta,	0	0	2650	15	25530	7759	8278	480	3533	63	1134	0	0	954	15	133	50544
HQ Pakistan Rangers Punjab, Lahore.	0	1174	0	0	10832	3111	2689	1269	669	0	232	0	540	0	0	355	20871
HQ Pakistan Rangers Sindh, Karachi.	0	1336	0	0	12172	3812	2844	1196	962	0	286	0	706	0	0	416	23730

TABLE-23
SANCTIONED STRENGTH BY BASIC SCALE AND DIVISION / ATTACHED DEPARTMENTS /
SUBORDINATE OFFICES

DIVISION / OFFICE	BASIC SCALE 1 TO 16																SUB. TOTAL
	1	2	3	4	5	6	7	8	9	10	11	12	13	14	15	16	
Pakistan Coast Guards HQ Karachi	198	0	0	0	2056	574	563	178	183	0	117	3	0	81	3	13	3969
HQ Frontier Corps KPK, Peshawar	0	3434	0	493	27127	9956	6688	4738	361	72	1328	0	0	982	15	108	55302
20. Kashmir Affairs & Gilgit Baltistan Division	932	5549	819	300	6617	660	2518	351	5011	89	268	234	0	1217	150	1372	26087
Main, Islamabad.	1	14	4	3	4	0	11	0	4	0	0	0	0	30	0	10	81
Directorate of Health Services AK,Rawalpindi	0	3	4	1	0	0	1	1	1	1	0	0	0	2	0	0	14
Jammu and Kashmir Refugees Rehabilitation Organization, Islamabad.	0	3	1	0	0	0	2	0	2	0	1	0	0	1	0	1	11
Office of the Administrator J&K State Property in Pakistan, Lahore.	28	8	0	6	13	0	4	0	4	8	2	4	0	9	0	6	92
Office of the Chief Secretary Gilgit Baltistan	903	5521	810	290	6600	660	2500	350	5000	80	265	230	0	1175	150	1355	25889
21. Law, Justice and Human Rights Division	414	715	154	229	145	14	513	30	260	23	88	19	1	238	30	276	3149
Main, Islamabad.	139	76	2	34	7	9	66	3	28	1	8	7	0	123	2	85	590
Accountability Courts, (Over all Pakistan).	32	43	14	11	11	0	22	0	23	0	23	4	0	18	4	18	223
Appellate Tribunal Inland Revenue Islamabad, Rawalpindi, Lahore, Karachi Peshawar.	6	155	59	1	28	3	100	0	40	20	0	0	1	2	0	50	465
Banking Courts, (Over all Pakistan)	14	157	28	3	25	1	59	19	87	2	27	0	0	9	5	24	460
Commercial Courts, Karachi, Lahore.	0	3	1	0	0	0	1	0	1	0	2	0	0	0	2	0	10
Customs, Excise & Sales Tax Appellate Tribunal, (Over all Pakistan).	7	41	16	4	12	0	24	0	16	0	0	0	0	0	4	20	144

TABLE-23
SANCTIONED STRENGTH BY BASIC SCALE AND DIVISION / ATTACHED DEPARTMENTS /
SUBORDINATE OFFICES

DIVISION / OFFICE	BASIC SCALE 1 TO 16																SUB. TOTAL
	1	2	3	4	5	6	7	8	9	10	11	12	13	14	15	16	
Drug Courts, (Over all Pakistan).	7	15	5	3	3	1	14	0	6	0	5	2	0	3	2	5	71
Environmental Protection Tribunal Karachi, Lahore, Peshawar, Quetta.	14	26	0	7	5	0	4	0	4	0	4	0	0	4	3	9	80
Federal Service Tribunal, Islamabad.	31	12	0	16	0	0	12	0	9	0	0	1	0	9	2	14	106
Federal Shariat Court, Islamabad.	0	77	13	0	23	0	28	3	10	0	0	0	0	22	0	15	191
Foreign Exchange Regulation Appellate Board, Karachi, Lahore.	1	2	1	0	0	0	1	0	1	0	0	0	0	0	0	0	6
Implementation of National Plan of Action for Children Islamabad.	0	4	0	0	0	0	0	0	1	0	0	1	0	2	0	0	8
Insurance Appellate Tribunal, Karachi.	0	2	0	0	1	0	0	0	2	0	1	0	0	0	0	2	8
Law & Justice Commission of Pakistan, Islamabad.	3	10	2	0	3	0	8	0	5	0	0	0	0	7	1	7	46
National Child Protection Centre (NCPC) Islamabad.	0	7	0	0	3	0	0	0	1	0	0	2	0	2	0	4	19
National Commission for the Child Welfare & Development Islamabad.	0	5	1	1	1	0	2	0	0	0	0	0	0	4	2	1	17
Office of the Attorney General /Deputy Attorney General's and Standing Council Head Office Islamabad.	147	6	0	147	0	0	147	0	5	0	0	0	0	14	0	0	466
Regional Directorate of Human Rights, Lahore, Karachi, Peshawar, Quetta	4	8	0	0	4	0	0	0	0	0	0	2	0	14	1	3	36

TABLE-23
SANCTIONED STRENGTH BY BASIC SCALE AND DIVISION / ATTACHED DEPARTMENTS /
SUBORDINATE OFFICES

DIVISION / OFFICE	BASIC SCALE 1 TO 16																SUB. TOTAL
	1	2	3	4	5	6	7	8	9	10	11	12	13	14	15	16	
Special Courts (CNS) (Over all Pakistan).	2	26	2	1	4	0	7	4	6	0	6	0	0	2	1	5	66
Special Courts (Customs, Taxation & Anti Smuggling) Karachi, Lahore, Rawalpindi, Peshawar,	3	12	1	0	4	0	5	1	4	0	4	0	0	0	0	4	38
Special Courts (Offences in Banks), Lahore, Karachi, Peshawar,	3	11	4	0	3	0	5	0	3	0	2	0	0	1	1	3	36
Special Courts Central, (Over all Pakistan).	1	17	5	1	8	0	8	0	8	0	6	0	0	2	0	7	63
22. Narcotics Control Division	352	26	2	111	1325	0	331	0	335	0	5	10	1	310	0	213	3021
Main, Islamabad.	10	26	2	5	0	0	16	0	5	0	0	10	0	16	0	10	100
Anti Narcotics Force, Rawalpindi.	342	0	0	106	1325	0	315	0	330	0	5	0	1	294	0	203	2921
23. National Food Security & Research Division	147	324	20	75	166	15	119	0	72	32	34	6	50	113	4	111	1288
Main, Islamabad.	25	6	5	7	7	0	12	0	5	0	3	0	0	29	0	12	111
Agriculture Policy Institute Islamabad.	27	0	0	9	0	0	7	0	1	0	0	0	0	9	0	14	67
Animal Quarantine Department Karachi.	0	54	0	12	6	0	17	0	7	0	0	0	0	15	0	4	115
Department of Plant Protection Karachi.	0	248	15	0	110	15	51	0	46	19	28	0	50	35	2	72	691
Federal Seed Certification & Registration Department Islamabad.	95	0	0	46	42	0	30	0	11	13	2	0	0	19	2	6	266
National Veterinary Laboratory Islamabad.	0	16	0	1	1	0	2	0	2	0	1	6	0	6	0	3	38

TABLE-23
SANCTIONED STRENGTH BY BASIC SCALE AND DIVISION / ATTACHED DEPARTMENTS /
SUBORDINATE OFFICES

DIVISION / OFFICE	BASIC SCALE 1 TO 16																SUB. TOTAL
	1	2	3	4	5	6	7	8	9	10	11	12	13	14	15	16	
24. National Health Services Regulations & Coordination Division	332	221	12	138	57	30	91	11	173	3	34	21	0	138	3	100	1364
Main Islamabad.	11	71	0	26	1	0	19	0	10	0	1	5	0	60	0	30	234
Central Drugs Laboratory Karachi	0	11	7	0	8	2	4	1	10	1	17	1	0	0	0	5	67
Directorate of Central Health Establishments Islamabad.	291	31	0	80	12	28	39	4	137	2	0	0	0	10	0	14	648
Directorate of Malaria Control Islamabad.	0	11	0	5	1	0	1	0	2	0	0	0	0	9	1	3	33
Directorate of Central Warehouse & Supplies Karachi	0	17	1	6	4	0	3	0	4	0	0	0	0	6	0	2	43
Expanded Programme On Immunization, Islamabad.	0	45	0	0	14	0	6	0	0	0	12	7	0	19	1	9	113
National Aids Control Programme, Islamabad.	0	3	0	0	2	0	1	1	1	0	0	2	0	0	0	5	15
National Control Laboratory for (Biologicals), Islamabad.	0	2	1	1	1	0	0	0	2	0	0	0	0	1	0	1	9
National Health Information Resource Centre, Islamabad.	8	0	0	4	0	0	0	0	0	0	0	0	0	3	0	2	17
National Health Emergency Preparedness & Response Network Islamabad.	8	0	0	9	0	0	6	0	2	0	0	0	0	9	0	6	40
National Research Institute For Fertility Care Karachi	0	16	1	0	9	0	6	5	1	0	4	2	0	12	0	6	62
National Institute of Population Studies Islamabad.	14	4	0	7	1	0	4	0	3	0	0	4	0	5	1	10	53
Population Programme Wing, Islamabad.	0	10	2	0	4	0	2	0	1	0	0	0	0	4	0	7	30

TABLE-23
SANCTIONED STRENGTH BY BASIC SCALE AND DIVISION / ATTACHED DEPARTMENTS /
SUBORDINATE OFFICES

DIVISION / OFFICE	BASIC SCALE 1 TO 16																SUB. TOTAL
	1	2	3	4	5	6	7	8	9	10	11	12	13	14	15	16	
25. National Security Division Islamabad.	7	0	0	4	0	0	1	0	0	0	0	0	0	3	0	1	16
26. Overseas Pakistanis and Human Resource Development Division,	146	49	3	53	5	0	90	0	39	1	9	13	0	144	5	81	638
Main Islamabad.	73	8	0	29	0	0	32	0	10	0	1	0	0	75	4	31	263
Bureau of Emigration & Overseas Employment Islamabad.	73	1	0	19	0	0	45	0	25	0	0	11	0	65	0	39	278
National Industrial Relations Commission Islamabad.	0	40	3	5	5	0	13	0	4	1	8	2	0	4	1	11	97
27. Parliamentary Affairs Division Islamabad.	44	7	0	15	0	0	11	0	8	0	0	0	0	30	0	18	133
28. Petroleum and Natural Resources Division	189	132	130	109	44	11	132	0	70	3	30	2	2	111	2	92	1059
Main, Islamabad.	90	2	4	20	1	0	27	0	10	0	2	0	0	75	1	36	268
Central Inspectorate of Mines, Islamabad.	0	4	0	0	3	0	2	0	2	0	0	0	0	1	0	1	13
Geological Survey of Pakistan, Quetta.	99	126	126	89	40	11	103	0	58	3	28	2	2	35	1	55	778
29. Planning Development and Reform Division	386	290	191	171	730	404	1160	293	263	103	186	92	55	355	82	296	5057
Main, Islamabad.	198	14	0	42	2	0	57	0	25	0	4	0	1	142	0	107	592
Jawaid Azfar Computer Centre, Islamabad.	0	5	0	0	0	0	1	0	1	0	0	0	0	1	2	2	12
National Fertilizer Development Centre, Islamabad.	0	10	5	0	3	0	2	0	2	0	2	1	0	4	0	5	34

TABLE-23
SANCTIONED STRENGTH BY BASIC SCALE AND DIVISION / ATTACHED DEPARTMENTS /
SUBORDINATE OFFICES

DIVISION / OFFICE	BASIC SCALE 1 TO 16																SUB. TOTAL
	1	2	3	4	5	6	7	8	9	10	11	12	13	14	15	16	
National Logistic Cell, Rawalpindi.	180	251	186	128	723	404	1097	293	233	103	180	90	54	204	80	176	4382
Pakistan Planning and Management Institute, Islamabad.	8	10	0	1	2	0	3	0	2	0	0	1	0	4	0	6	37
30. Privatization Division Islamabad.	0	19	4	0	6	0	13	0	4	0	1	0	0	9	0	10	66
31. Ports & Shipping Division	61	42	16	49	25	6	51	2	38	20	5	32	6	63	1	45	462
Main, Islamabad.	13	13	1	31	3	5	13	0	5	1	0	0	0	46	0	21	152
Directorate of Dock Workers Safety, Karachi	0	11	0	0	5	0	4	0	3	0	0	0	0	6	0	2	31
Government Shipping Office, Karachi.	0	3	3	0	2	0	7	0	7	2	0	0	0	0	0	1	25
Marine Biological Research Laboratory Karachi.	9	3	1	1	4	0	3	2	1	3	0	0	4	0	0	3	34
Marine Fisheries Department Karachi.	36	9	2	8	0	0	18	0	15	11	5	31	2	11	0	16	164
Mercantile Marine Department, Karachi.	3	3	9	9	11	1	6	0	7	3	0	1	0	0	1	2	56
32. Religious Affairs and Inter-faith Harmony Division	139	46	8	52	14	1	57	0	43	0	4	3	0	110	7	73	557
Main, Islamabad.	102	17	1	41	0	0	41	0	24	0	1	3	0	88	7	54	379
Directorate of Hajj, (Over all Pakistan).	37	29	7	11	14	1	16	0	19	0	3	0	0	22	0	19	178
33. Revenue Division	3218	914	956	1192	3824	52	2498	35	2479	58	21	509	7	1883	3	7655	25304
Main, Islamabad.	2	1	7	2	3	0	6	1	0	0	0	0	0	9	0	4	35
Federal Board of Revenue Including (Customs, Central Excise Sales Tax & Income Tax Departments), HQ Islamabad.	3216	913	949	1190	3821	52	2492	34	2479	58	21	509	7	1874	3	7651	25269

TABLE-23
SANCTIONED STRENGTH BY BASIC SCALE AND DIVISION / ATTACHED DEPARTMENTS /
SUBORDINATE OFFICES

DIVISION / OFFICE	BASIC SCALE 1 TO 16																SUB. TOTAL
	1	2	3	4	5	6	7	8	9	10	11	12	13	14	15	16	
34. Railways Division	16984	14955	2481	8037	13522	13792	3953	4260	4250	1114	2688	2595	1018	3506	507	1203	94865
Main, Islamabad.	44	13	0	19	0	1	14	0	9	0	0	3	0	62	0	25	190
Pakistan Railways HQ, Lahore.	16940	14942	2481	8018	13522	13791	3939	4260	4241	1114	2688	2592	1018	3444	507	1178	94675
35. Science & Technology Division, Islamabad.	57	4	0	15	0	1	9	0	2	0	0	0	0	45	1	27	161
36.States and Frontier Regions Division	49	111	7	14	302	4	145	0	90	0	0	0	0	79	2	34	837
Main, Islamabad.	28	4	2	12	0	0	13	0	8	0	0	0	0	33	2	14	116
Chief Commissioner for Afghan Refugees, Islamabad, Lahore, Karachi, Peshawar Quetta.	21	107	5	2	302	4	132	0	82	0	0	0	0	46	0	20	721
37. Statistics Division	188	145	95	101	53	11	159	6	183	51	56	182	3	1533	2	105	2873
Main, Islamabad.	0	26	0	1	6	0	6	0	4	0	0	0	0	16	0	7	66
Pakistan Bureau of Statistics, Islamabad.	188	119	95	100	47	11	153	6	179	51	56	182	3	1517	2	98	2807
38. Textile Industry Division	61	4	0	10	8	0	17	0	21	0	2	7	0	39	0	25	194
Main, Islamabad.	51	3	0	8	8	0	11	0	11	0	1	0	0	32	0	16	141
Textile Commissioner's Organization, Karachi.	10	1	0	2	0	0	6	0	10	0	1	7	0	7	0	9	53
39. Water and Power Division	72	45	0	31	15	1	26	0	14	0	6	1	2	67	1	64	345
Main, Islamabad.	0	41	0	8	11	0	14	0	4	0	0	0	0	44	1	20	143
National Energy Conservation Centre (ENERCON) Islamabad	14	1	0	5	0	0	1	0	1	0	1	0	0	5	0	7	35

TABLE-23
SANCTIONED STRENGTH BY BASIC SCALE AND DIVISION / ATTACHED DEPARTMENTS /
SUBORDINATE OFFICES

DIVISION / OFFICE	BASIC SCALE 1 TO 16																SUB. TOTAL
	1	2	3	4	5	6	7	8	9	10	11	12	13	14	15	16	
Office of the Chief Engineering Adviser/ Chairman Federal Flood Commission, Islamabad.	40	2	0	12	1	0	5	0	5	0	4	0	1	14	0	32	116
Pakistan Commissioner for Indus Waters, Lahore.	18	1	0	6	3	1	6	0	4	0	1	1	1	4	0	5	51
40. President's Secretariat (Public), Islamabad.	67	10	0	62	1	0	19	0	19	1	0	2	0	34	0	43	258
41. President's Secretariat (Personal) Islamabad.	80	57	57	33	81	22	43	12	36	1	7	4	0	39	4	10	486
42. Prime Minister's Office (Public)	70	75	6	48	29	0	33	0	36	0	0	8	1	106	13	79	504
Main, Islamabad.	29	24	0	35	1	0	12	0	14	0	0	4	0	38	9	35	201
Board of Investment, Islamabad.	32	44	4	2	24	0	16	0	17	0	0	0	1	52	0	35	227
National Commission for Government Reforms, Islamabad.	1	5	2	3	4	0	3	0	2	0	0	0	0	6	0	2	28
Prime Minister's Inspection Commission, Islamabad.	8	2	0	8	0	0	2	0	3	0	0	4	0	10	4	7	48
43. Prime Minister's Office (Internal), Islamabad.	188	13	3	61	59	13	31	7	55	5	14	1	0	38	4	15	507
44. National Assembly Secretariat, Islamabad.	229	36	0	129	14	0	181	0	37	1	27	10	0	133	32	157	986
45. Senate Secretariat, Islamabad.	211	28	0	141	10	1	112	0	22	0	34	3	0	92	0	139	793
46. Election Commission of Pakistan	114	173	365	22	40	191	5	283	0	277	1	0	175	94	232	56	2028

TABLE-23
SANCTIONED STRENGTH BY BASIC SCALE AND DIVISION / ATTACHED DEPARTMENTS /
SUBORDINATE OFFICES

DIVISION / OFFICE	BASIC SCALE 1 TO 16																SUB. TOTAL
	1	2	3	4	5	6	7	8	9	10	11	12	13	14	15	16	
Main, Islamabad.	4	47	34	7	11	12	2	25	0	17	0	0	3	19	41	23	245
Provincial Election Commissioners, Punjab, Sindh, KPK and Balochistan	110	126	331	15	29	179	3	258	0	260	1	0	172	75	191	33	1783
47. Wafaqi Mohtasib (Ombudsman)'s Secretariat, Islamabad	166	22	0	59	0	0	34	1	65	1	0	6	0	105	0	60	519
48. Supreme Court of Pakistan, Islamabad.	0	199	74	0	81	0	85	5	28	0	24	25	0	49	0	31	601
49. Federal Tax Ombudsman Secretariat, Islamabad	58	23	6	0	19	9	22	0	16	0	2	0	0	45	0	20	220
50. National Accountability Bureau, Islamabad.	394	36	11	192	3	0	104	0	91	0	12	39	0	266	12	343	1503
G. TOTAL	37148	45519	13782	14435	140316	43574	52638	14072	40422	2105	12057	4667	2809	27442	1493	34448	486927

TABLE-23
SANCTIONED STRENGTH BY BASIC SCALE AND DIVISION / ATTACHED DEPARTMENTS
/ SUBORDINATE OFFICES

DIVISION / OFFICE	BASIC SCALE 17 to 22							G. TOTAL BS 1-22
	17	18	19	20	21	22	SUB.TOTAL	
1. Aviation Division	247	74	34	6	4	1	366	13200
Main, Islamabad.	5	5	4	1	2	1	18	90
Airports Security Force, Karachi.	119	24	9	1	1	0	154	10667
Pakistan Meteorological Department, Islamabad.	123	45	21	4	1	0	194	2443
2. Cabinet Division	99	125	35	22	3	1	285	1689
Main, Islamabad.	0	83	20	13	3	1	120	685
Department of Communications Security, Islamabad.	10	7	3	1	0	0	21	173
Department of Stationery and Forms, Karachi.	4	2	1	0	0	0	7	268
National Archives of Pakistan, Islamabad.	9	3	1	1	0	0	14	126
Federal Medical & Dental College Islamabad.	31	7	6	7	0	0	51	87
Federal Government Tuberculosis Centre Rawalpindi	9	1	0	0	0	0	10	101
Federal General Hospital Prime Minister National Complex, Islamabad.	36	22	4	0	0	0	62	249
3. Capital Administration & Development Division	4092	1257	594	104	5	2	6054	21785
Main, Islamabad.	21	18	13	3	1	1	57	223

TABLE-23
SANCTIONED STRENGTH BY BASIC SCALE AND DIVISION / ATTACHED DEPARTMENTS
/ SUBORDINATE OFFICES

DIVISION / OFFICE	BASIC SCALE 17 to 22							G. TOTAL BS 1-22
	17	18	19	20	21	22	SUB.TOTAL	
Department of Libraries Islamabad.	18	5	3	1	0	0	27	193
Department of Tourist Services Islamabad.	3	2	1	0	0	0	6	36
Directorate of Workers Education Islamabad.	6	4	2	1	0	0	13	57
Directorate General of Special Education Islamabad.	96	22	14	1	0	0	133	621
District Family Health Office, Islamabad.	3	3	1	0	0	0	7	205
Federal College of Education Islamabad.	23	16	7	1	0	0	47	122
Federal Directorate of Education Islamabad.	3012	905	429	27	0	0	4373	13839
Federal Government Polyclinic, (Postgraduate Medical Institution), Islamabad.	316	55	36	16	1	0	424	1810
Government Polytechnic Institute for women Islamabad.	20	3	1	0	0	0	24	60
National Trust for the Disabled Islamabad.	4	1	2	0	1	0	8	27
National Council for the Rehabilitation of Disabled Persons, Islamabad.	1	1	0	0	0	0	2	8
National Council of Social Welfare Islamabad.	8	1	1	0	0	1	11	57
National Institute of Rehabilitation Medicine Islamabad.	72	15	0	0	0	0	87	300

TABLE-23
SANCTIONED STRENGTH BY BASIC SCALE AND DIVISION / ATTACHED DEPARTMENTS
/ SUBORDINATE OFFICES

DIVISION / OFFICE	BASIC SCALE 17 to 22							G. TOTAL BS 1-22
	17	18	19	20	21	22	SUB.TOTAL	
National Institute of Science & Technical Education Islamabad.	28	24	15	2	1	0	70	242
Shaheed Zulfiqar Ali Bhutto Medical University (PIMS), Islamabad.	436	175	67	52	1	0	731	3786
Regional Training Institute, Islamabad.	6	1	1	0	0	0	8	37
Social Welfare Centre Islamabad.	18	3	0	0	0	0	21	147
Technical Panel on Teacher Education Islamabad.	1	3	1	0	0	0	5	15
4. Commerce Division	133	75	46	20	7	1	282	1397
Main, Islamabad.	41	17	19	11	3	1	92	452
Directorate General of Trade Organizations , Islamabad.	1	5	2	0	1	0	9	58
Pakistan Institute of Trade and Development, Islamabad.	6	2	2	0	1	0	11	37
Trade Development Authority of Pakistan, Karachi.	85	51	23	9	2	0	170	850
5. Communications & Postal Services Division	259	129	52	27	8	2	477	38741
Main, Islamabad.	1	12	6	3	1	1	24	142
Construction Technology Training Institute, Islamabad.	3	6	2	0	0	0	11	183
National Highways & Motorways Police, Islamabad.	100	32	5	8	1	0	146	7121

TABLE-23
SANCTIONED STRENGTH BY BASIC SCALE AND DIVISION / ATTACHED DEPARTMENTS
/ SUBORDINATE OFFICES

DIVISION / OFFICE	BASIC SCALE 17 to 22							G. TOTAL BS 1-22
	17	18	19	20	21	22	SUB.TOTAL	
National Transport Research Centre, Islamabad.	10	8	9	1	0	0	28	100
Pakistan Post Office Department, (Over all Pakistan).	145	71	30	15	6	1	268	31195
6. Climate Change Division	9	32	17	5	2	1	66	273
Main, Islamabad.	2	26	13	4	2	1	48	175
Pakistan Environmental Protection Agency Islamabad.	2	6	3	1	0	0	12	50
Zoological Survey of Pakistan Islamabad.	5	0	1	0	0	0	6	48
7. Defence Division	2600	743	333	38	6	1	3721	17034
Main, Rawalpindi.	0	51	16	6	3	1	77	440
Federal Government Educational Institutions (Cantt./Garrison) Directorate,Rawalpindi.	2532	637	281	18	0	0	3468	11272
Military Lands and Cantonments Department, Rawalpindi.	29	33	28	12	2	0	104	909
Survey of Pakistan, Rawalpindi.	39	22	8	2	1	0	72	4413
8. Defence Production Division,	14	16	8	7	2	1	48	257
Main, Rawalpindi.	13	11	6	3	1	1	35	200
Defence Export Promotion Organization Islamabad.	1	5	2	4	1	0	13	57
9. Economic Affairs Division, Islamabad.	0	82	21	9	3	1	116	545
10. Establishment Division	129	149	60	24	5	2	369	2320

TABLE-23
SANCTIONED STRENGTH BY BASIC SCALE AND DIVISION / ATTACHED DEPARTMENTS
/ SUBORDINATE OFFICES

DIVISION / OFFICE	BASIC SCALE 17 to 22							G. TOTAL BS 1-22
	17	18	19	20	21	22	SUB.TOTAL	
Main, Islamabad.	38	102	38	16	3	1	198	997
Akhtar Hameed Khan National Centre for Rural Development Islamabad.	8	6	2	1	0	0	17	87
Federal Public Service Commission, Islamabad.	63	23	14	6	1	1	108	610
Secretariat Training Institute, Islamabad.	1	9	4	0	1	0	15	128
Staff Welfare Organization, Islamabad.	19	9	2	1	0	0	31	498
11. Federal Education Professional Training Division	69	33	19	13	2	1	137	543
Main, Islamabad.	8	9	6	5	1	1	30	150
Academy of Educational Planning & Management Islamabad.	10	8	5	3	1	0	27	102
National Internship Programme Islamabad.	19	6	1	1	0	0	27	60
National Talent Pool Islamabad.	7	1	2	1	0	0	11	43
National Training Bureau Islamabad	14	5	2	1	0	0	22	110
Pakistan Manpower Institute Islamabad.	8	3	2	1	0	0	14	43
Pakistan National Commission for UNESCO Islamabad.	3	1	1	1	0	0	6	35
12. Finance Division	2720	1738	289	182	44	10	4983	23332
Main, Islamabad.	93	100	63	36	12	5	309	1355
Finance (Military), Rawalpindi.	0	39	12	9	1	0	61	383

TABLE-15
SANCTIONED STRENGTH BY BASIC SCALE AND DIVISION / ATTACHED DEPARTMENTS
/ SUBORDINATE OFFICES

DIVISION / OFFICE	BASIC SCALE 17 to 22							G. TOTAL BS 1-22
	17	18	19	20	21	22	SUB.TOTAL	
Central Directorate of National Savings, Islamabad.	407	146	21	19	1	0	594	4299
Controller General of Accounts HQ, Islamabad.	979	516	29	12	7	1	1544	10518
Federal Treasury Office, Islamabad.	4	1	0	0	0	0	5	56
Office of the Auditor General of Pakistan HQ, Islamabad.	1225	933	163	105	23	4	2453	5784
Pakistan Mint, Lahore.	12	3	1	1	0	0	17	937
13. Foreign Affairs Division (including Mission Abroad)	88	158	124	108	35	12	525	2392
14. Housing & Works Division	334	115	32	8	3	1	493	4569
Main, Islamabad.	6	16	3	2	1	1	29	183
Estate Office, Islamabad.	17	5	1	0	0	0	23	339
National Housing Authority, Islamabad.	3	2	4	1	1	0	11	44
Pakistan Public Works Department HQ, Islamabad.	308	92	24	5	1	0	430	4003
15. Industries & Production Division	45	15	12	6	2	1	81	438
Main, Islamabad.	39	14	11	6	2	1	73	353
Department of Explosives HQ, Rawalpindi.	6	1	1	0	0	0	8	85
16. Information Broadcasting and National Heritage Division	227	125	79	36	13	4	484	2412
Main, Islamabad.	158	93	61	26	8	2	348	819

TABLE-23
SANCTIONED STRENGTH BY BASIC SCALE AND DIVISION / ATTACHED DEPARTMENTS
/ SUBORDINATE OFFICES

DIVISION / OFFICE	BASIC SCALE 17 to 22							G. TOTAL BS 1-22
	17	18	19	20	21	22	SUB.TOTAL	
Central Board of Film Censors Islamabad.	1	1	0	1	0	0	3	32
Department of Archaeology & Museums Islamabad.	9	2	1	1	0	0	13	100
Directorate of Electronic Media and Publications Islamabad.	20	14	5	2	0	0	41	340
Federal Land Commission, Islamabad.	8	3	4	1	3	1	20	101
Implementation Tribunal For Newspaper Employees Islamabad.	2	0	1	0	0	1	4	25
Information Service Academy, Islamabad.	1	3	1	1	1	0	7	37
National Language Promotion Department Islamabad.	12	5	4	1	1	0	23	103
Press Information Department, Islamabad.	0	0	0	0	0	0	0	737
Office of the Press Registrar, Islamabad.	0	0	1	1	0	0	2	2
Urdu Dictionary Board Karachi.	5	3	0	1	0	0	9	55
Urdu Science Board Lahore.	11	1	1	1	0	0	14	61
17. Information Technology and Telecommunications Division	19	25	4	3	1	1	53	193
Main, Islamabad.	9	9	2	2	1	1	24	142
National Information Technology Board, Islamabad.	10	16	2	1	0	0	29	51

TABLE-23
SANCTIONED STRENGTH BY BASIC SCALE AND DIVISION / ATTACHED DEPARTMENTS
/ SUBORDINATE OFFICES

DIVISION / OFFICE	BASIC SCALE 17 to 22							G. TOTAL BS 1-22
	17	18	19	20	21	22	SUB.TOTAL	
18. Inter Provincial Coordination Division	27	20	13	3	4	1	68	329
Main, Islamabad.	22	18	13	3	3	1	60	267
Inter Board Committee of Chairman Islamabad.	5	2	0	0	1	0	8	62
19. Interior Division	2225	779	347	44	13	2	3410	201615
Main, Islamabad.	42	26	11	5	4	1	89	710
Directorate General of Civil Defence, Islamabad, Lahore, Karachi, Peshawar, Quetta, AJ&K, Muzaffarabad.	14	3	2	1	0	0	20	351
Directorate General of Immigration and Passports, HQ Islamabad.	114	10	5	1	0	0	130	1078
Federal Investigation Agency, HQ Islamabad.	196	58	18	19	3	1	295	4025
Islamabad Capital Territory Administration, Islamabad.	137	39	16	3	2	0	197	11846
National Academy for Prisons Administration, Lahore.	5	1	0	1	0	0	7	51
HQ Gilgit Baltistan Scouts Gilgit	6	31	10	1	0	0	48	2480
HQ Frontier Constabulary KPK Peshawar	49	15	5	2	1	0	72	24106
HQ Frontier Corps Balochistan, Quetta,	351	165	102	3	1	0	622	51166
HQ Pakistan Rangers Punjab, Lahore.	294	43	5	0	0	0	342	21213
HQ Pakistan Rangers Sindh, Karachi.	345	109	60	2	1	0	517	24247

TABLE-23
SANCTIONED STRENGTH BY BASIC SCALE AND DIVISION / ATTACHED DEPARTMENTS
/ SUBORDINATE OFFICES

DIVISION / OFFICE	BASIC SCALE 17 to 22							G. TOTAL BS 1-22
	17	18	19	20	21	22	SUB.TOTAL	
HQ Pakistan Coast Guards, Karachi	49	39	9	1	0	0	98	4067
HQ Frontier Corps KPK, Peshawar	623	240	104	5	1	0	973	56275
20. Kashmir Affairs & Gilgit Baltistan Division	1171	603	216	21	3	1	2015	28102
Main, Islamabad.	16	2	5	1	1	1	26	107
Directorate of Health Services AK,Rawalpindi	1	0	0	0	0	0	1	15
Jammu and Kashmir Refugees Rehabilitation Organization, Islamabad.	0	0	0	0	0	0	0	11
Office of the Administrator J&K State Property in Pakistan, Lahore.	4	3	1	0	0	0	8	100
Office of the Chief Secretary Gilgit Baltistan	1150	598	210	20	2	0	1980	27869
21. Law, Justice and Human Rights Division	147	97	67	123	207	14	655	3804
Main, Islamabad.	46	26	22	7	11	1	113	703
Accountability Courts, (Over all Pakistan).	3	15	1	0	21	0	40	263
Appellate Tribunal Inland Revenue Islamabad, Rawalpindi, Lahore, Karachi Peshawar.	23	2	11	0	39	1	76	541
Banking Courts, (Over all Pakistan)	7	0	1	0	27	0	35	495
Commercial Courts, Karachi, Lahore.	0	0	1	0	2	0	3	13
Customs, Excise & Sales Tax Appellate Tribunal, (Over all Pakistan).	8	5	3	0	15	1	32	176

TABLE-23
SANCTIONED STRENGTH BY BASIC SCALE AND DIVISION / ATTACHED DEPARTMENTS
/ SUBORDINATE OFFICES

DIVISION / OFFICE	BASIC SCALE 17 to 22							G. TOTAL BS 1-22
	17	18	19	20	21	22	SUB.TOTAL	
Drug Courts, (Over all Pakistan).	3	1	5	1	6	0	16	87
Environmental Protection Tribunal Karachi, Lahore, Peshawar, Quetta.	5	1	0	4	7	1	18	98
Federal Service Tribunal, Islamabad.	8	5	7	0	7	4	31	137
Federal Shariat Court, Islamabad.	17	22	9	7	2	1	58	249
Foreign Exchange Regulation Appellate Board, Karachi, Lahore.	0	0	0	0	2	0	2	8
Implementation of National Plan of Action for Children Islamabad.	2	1	0	0	0	0	3	11
Insurance Appellate Tribunal, Karachi.	0	0	0	1	1	0	2	10
Law & Justice Commission of Pakistan, Islamabad.	9	5	5	3	1	0	23	69
National Child Protection Centre (NCPC) Islamabad.	4	1	1	0	0	0	6	25
National Commission for the Child Welfare & Development Islamabad.	2	1	1	0	0	0	4	21
Office of the Attorney General /Deputy Attorney General's and Standing Council Head Office Islamabad.	0	0	0	100	42	5	147	613
Regional Directorate of Human Rights, Lahore, Karachi, Peshawar, Quetta	3	8	0	0	4	0	15	51

TABLE-23
SANCTIONED STRENGTH BY BASIC SCALE AND DIVISION / ATTACHED DEPARTMENTS
/ SUBORDINATE OFFICES

DIVISION / OFFICE	BASIC SCALE 17 to 22							G. TOTAL BS 1-22
	17	18	19	20	21	22	SUB.TOTAL	
Special Courts (CNS) (Over all Pakistan).	3	3	0	0	6	0	12	78
Special Courts (Customs, Taxation & Anti Smuggling) Karachi, Lahore, Rawalpindi, Peshawar,	0	0	0	0	3	0	3	41
Special Courts (Offences in Banks), Lahore, Karachi, Peshawar,	4	0	0	0	3	0	7	43
Special Courts Central, (Over all Pakistan).	0	1	0	0	8	0	9	72
22. Narcotics Control Division	130	73	27	13	2	1	246	3267
Main, Islamabad.	2	10	5	1	0	1	19	119
Anti Narcotics Force, Rawalpindi.	128	63	22	12	2	0	227	3148
23. National Food Security & Research Division	162	59	35	25	2	1	284	1572
Main, Islamabad,	16	4	6	3	1	1	31	142
Agriculture Policy Institute Islamabad.	6	12	11	4	1	0	34	101
Animal Quarantine Department Karachi.	13	9	1	0	0	0	23	138
Department of Plant Protection Karachi.	37	14	8	16	0	0	75	766
Federal Seed Certification & Registration Department Islamabad.	83	17	7	1	0	0	108	374
National Veterinary Laboratory Islamabad.	7	3	2	1	0	0	13	51

TABLE-23
SANCTIONED STRENGTH BY BASIC SCALE AND DIVISION / ATTACHED DEPARTMENTS
/ SUBORDINATE OFFICES

DIVISION / OFFICE	BASIC SCALE 17 to 22							G. TOTAL BS 1-22
	17	18	19	20	21	22	SUB.TOTAL	
24. National Health Services Regulations & Coordination Division	196	80	49	11	1	2	339	1703
Main Islamabad	31	20	18	4	0	1	74	308
Central Drugs Laboratory Karachi	7	3	1	0	0	0	11	78
Directorate of Central Health Establishments Islamabad.	106	12	2	0	0	0	120	768
Directorate of Malaria Control Islamabad.	1	3	1	0	0	0	5	38
Directorate of Central Warehouse & Supplies Karachi	1	1	1	0	0	0	3	46
Expanded Programme On Immunisation, Islamabad.	22	6	4	1	0	0	33	146
National Aids Control Programme, Islamabad.	3	3	1	0	0	0	7	22
National Control Laboratory for (Biologicals), Islamabad.	0	1	1	0	0	0	2	11
National Health Information Resource Centre, Islamabad.	2	2	2	1	0	0	7	24
National Health Emergency Preparedness & Response Network, Islamabad.	1	5	1	1	0	0	8	48
National Research Institute For Fertility Care, Karachi	7	6	3	0	0	0	16	78
National Institute of Population Studies, Islamabad.	11	6	6	2	1	1	27	80
Population Programme Wing, Islamabad.	4	12	8	2	0	0	26	56

TABLE-23
SANCTIONED STRENGTH BY BASIC SCALE AND DIVISION / ATTACHED DEPARTMENTS
/ SUBORDINATE OFFICES

DIVISION / OFFICE	BASIC SCALE 17 to 22							G. TOTAL BS 1-22
	17	18	19	20	21	22	SUB.TOTAL	
25. National Security Division Islamabad.	7	0	0	1	2	1	11	27
26. Overseas Pakistanis and Human Resource Development Division,	48	55	21	5	8	2	139	777
Main Islamabad.	0	34	11	3	1	1	50	313
Bureau of Emigration & Overseas Employment Islamabad.	41	21	9	1	1	0	73	351
National Industrial Relations Commission Islamabad.	7	0	1	1	6	1	16	113
27. Parliamentary Affairs Division Islamabad.	8	15	9	3	1	1	37	170
28. Petroleum and Natural Resources Division	175	103	37	13	4	1	333	1392
Main, Islamabad.	20	48	20	9	3	1	101	369
Central Inspectorate of Mines, Islamabad.	1	1	1	0	0	0	3	16
Geological Survey of Pakistan, Quetta.	154	54	16	4	1	0	229	1007
29. Planning Development and Reform Division	158	176	105	37	6	1	483	5540
Main, Islamabad.	36	54	39	16	4	1	150	742
Jawaid Azfar Computer Centre, Islamabad.	1	3	0	0	1	0	5	17
National Fertilizer Development Centre, Islamabad.	3	4	3	1	0	0	11	45

TABLE-23
SANCTIONED STRENGTH BY BASIC SCALE AND DIVISION / ATTACHED DEPARTMENTS
/ SUBORDINATE OFFICES

DIVISION / OFFICE	BASIC SCALE 17 to 22							G. TOTAL BS 1-22
	17	18	19	20	21	22	SUB.TOTAL	
National Logistic Cell, Rawalpindi.	117	113	61	19	1	0	311	4693
Pakistan Planning and Management Institute, Islamabad.	1	2	2	1	0	0	6	43
30. Privatization Division Islamabad.	2	4	3	1	0	1	11	77
31. Ports & Shipping Division	18	39	14	6	2	1	80	542
Main, Islamabad.	0	22	8	4	2	1	37	189
Directorate of Dock Workers Safety, Karachi	2	1	1	0	0	0	4	35
Government Shipping Office, Karachi.	0	1	1	0	0	0	2	27
Marine Biological Research Laboratory Karachi.	3	0	0	0	0	0	3	37
Marine Fisheries Department Karachi.	13	9	4	1	0	0	27	191
Mercantile Marine Department, Karachi.	0	6	0	1	0	0	7	63
32. Religious Affairs and Inter-faith Harmony Division	39	35	17	6	2	1	100	657
Main, Islamabad.	29	28	11	6	2	1	77	456
Directorate of Hajj, (Over all Pakistan).	10	7	6	0	0	0	23	201
33. Revenue Division	1077	651	468	250	76	10	2532	27836
Main, Islamabad.	4	1	2	1	2	1	11	46
Federal Board of Revenue Including (Customs, Central Excise Sales Tax & Income Tax Departments), HQ Islamabad.	1073	650	466	249	74	9	2521	27790

TABLE-23
SANCTIONED STRENGTH BY BASIC SCALE AND DIVISION / ATTACHED DEPARTMENTS
/ SUBORDINATE OFFICES

DIVISION / OFFICE	BASIC SCALE 17 to 22							G. TOTAL BS 1-22
	17	18	19	20	21	22	SUB.TOTAL	
34. Railways Division	554	333	107	53	12	3	1062	95927
Main, Islamabad.	20	14	10	3	2	1	50	240
Pakistan Railways HQ, Lahore.	534	319	97	50	10	2	1012	95687
35. Science & Technology Division, Islamabad.	16	9	10	6	1	1	43	204
36.States and Frontier Regions Division	84	21	8	6	1	1	121	958
Main, Islamabad.	5	13	6	2	0	1	27	143
Chief Commissioner for Afghan Refugees, Islamabad, Lahore, Karachi, Peshawar Quetta.	79	8	2	4	1	0	94	815
37. Statistics Division	448	101	44	20	1	1	615	3488
Main, Islamabad.	7	0	2	0	1	1	11	77
Pakistan Bureau of Statistics, Islamabad.	441	101	42	20	0	0	604	3411
38. Textile Industry Division	12	16	7	8	2	2	47	241
Main, Islamabad.	8	13	5	7	2	2	37	178
Textile Commissioner's Organization, Karachi.	4	3	2	1	0	0	10	63
39. Water and Power Division	16	44	24	17	6	1	108	453
Main, Islamabad.	0	27	9	7	2	1	46	189
National Energy Conservation Centre (ENERCON) Islamabad	2	2	4	4	1	0	13	48

TABLE-23
SANCTIONED STRENGTH BY BASIC SCALE AND DIVISION / ATTACHED /DEPARTMENTS
/ SUBORDINATE OFFICES

DIVISION / OFFICE	BASIC SCALE 17 to 22							G. TOTAL BS 1-22
	17	18	19	20	21	22	SUB.TOTAL	
Office of the Chief Engineering Adviser/ Chairman Federal Flood Commission, Islamabad.	10	12	8	5	2	0	37	153
Pakistan Commissioner for Indus Waters, Lahore.	4	3	3	1	1	0	12	63
40. President's Secretariat (Public), Islamabad.	14	10	16	6	4	3	53	311
41. President's Secretariat (Personal) Islamabad.	13	20	7	3	0	0	43	529
42. Prime Minister's Office (Public)	31	32	33	22	17	10	145	649
Main, Islamabad.	7	11	17	12	13	7	67	268
Board of Investment, Islamabad.	17	19	12	5	2	1	56	283
National Commission for Government Reforms, Islamabad.	3	0	2	1	0	1	7	35
Prime Minister's Inspection Commission, Islamabad.	4	2	2	4	2	1	15	63
43. Prime Minister's Office (Internal), Islamabad.	9	12	5	2	0	0	28	535
44. National Assembly Secretariat, Islamabad.	138	66	46	19	5	2	276	1262
45. Senate Secretariat, Islamabad.	113	37	28	11	3	2	194	987
46. Election Commission of Pakistan	165	191	56	13	8	1	434	2462

TABLE-23
SANCTIONED STRENGTH BY BASIC SCALE AND DIVISION / ATTACHED DEPARTMENTS
/ SUBORDINATE OFFICES

DIVISION / OFFICE	BASIC SCALE 17 to 22							G. TOTAL BS 1-22
	17	18	19	20	21	22	SUB.TOTAL	
Main, Islamabad.	21	34	14	9	4	1	83	328
Provincial Election Commissioners, Punajb, Sindh, KPK and Balochistan	144	157	42	4	4	0	351	2134
47. Wafaqi Mohtasib (Ombudsman)'s Secretariat, Islamabad	76	19	17	16	8	1	137	656
48. Supreme Court of Pakistan, Islamabad.	49	57	28	9	2	2	147	748
49. Federal Tax Ombudsman Secretariat, Islamabad	49	6	4	2	0	1	62	282
50. National Accountability Bureau, Islamabad.	266	214	128	37	12	0	657	2160
G. TOTAL	18727	8868	3755	1430	560	115	33455	520382

TABLE-24
DOMICILE WISE ACTUAL STRENGTH OF EMPLOYEES BY BASIC SCALE AND DIVISION / ATTACHED
DEPARTMENTS / SUBORDINATE OFFICES

DIVISION/OFFICE	DOMICILE	BASIC SCALE 1 to 16																TOTAL
		1	2	3	4	5	6	7	8	9	10	11	12	13	14	15	16	
1 Aviation Division	G. TOTAL	1068	36	10	45	3807	32	1658	1	2410	1	10	71	84	1366	1	984	11584
Main, Islamabad.	TOTAL	9	8	1	2	2	0	7	0	1	0	0	0	0	10	0	12	52
	Islamabad	1	4	0	0	0	0	0	0	0	0	0	0	0	0	0	0	5
	Punjab	6	3	1	2	1	0	6	0	0	0	0	0	0	5	0	6	30
	Sindh R	0	0	0	0	0	0	0	0	0	0	0	0	0	0	0	2	2
	Sindh U	0	0	0	0	0	0	0	0	0	0	0	0	0	0	0	0	0
	KP	2	1	0	0	1	0	0	0	1	0	0	0	0	2	0	4	11
	Balochistan	0	0	0	0	0	0	1	0	0	0	0	0	0	3	0	0	4
	AJ&K	0	0	0	0	0	0	0	0	0	0	0	0	0	0	0	0	0
	GB	0	0	0	0	0	0	0	0	0	0	0	0	0	0	0	0	0
	FATA	0	0	0	0	0	0	0	0	0	0	0	0	0	0	0	0	0
Airports Security Force,	TOTAL	311	0	6	0	3765	0	1506	1	1938	1	4	0	0	1066	0	839	9437
Karachi.	Islamabad	2	0	0	0	9	0	6	0	8	0	0	0	0	2	0	1	28
	Punjab	145	0	5	0	2030	0	913	1	1156	1	1	0	0	587	0	453	5292
	Sindh R	11	0	0	0	508	0	131	0	159	0	0	0	0	111	0	98	1018
	Sindh U	75	0	0	0	305	0	107	0	164	0	2	0	0	103	0	80	836
	KP	33	0	1	0	476	0	230	0	283	0	1	0	0	170	0	124	1318
	Balochistan	24	0	0	0	209	0	29	0	59	0	0	0	0	25	0	28	374
	AJ&K	12	0	0	0	68	0	35	0	43	0	0	0	0	21	0	24	203
	GB	7	0	0	0	115	0	25	0	34	0	0	0	0	29	0	14	224
	FATA	2	0	0	0	45	0	30	0	32	0	0	0	0	18	0	17	144
Pakistan Meteorological	TOTAL	748	28	3	43	40	32	145	0	471	0	6	71	84	290	1	133	2095
Department, Islamabad.	Islamabad	16	1	0	0	1	0	9	0	0	0	0	1	0	1	0	1	30
	Punjab	201	4	2	18	21	18	70	0	244	0	4	35	46	145	1	79	888
	Sindh R	45	0	0	6	4	1	19	0	63	0	1	10	5	33	0	13	200
	Sindh U	241	17	1	7	3	7	19	0	42	0	0	8	9	24	0	21	399
	KP	92	1	0	9	5	4	15	0	65	0	1	11	11	37	0	15	266
	Balochistan	107	1	0	3	1	1	5	0	27	0	0	4	4	17	0	3	173
	AJ&K	16	2	0	0	2	1	5	0	10	0	0	1	2	8	0	0	47
	GB	30	2	0	0	3	0	3	0	20	0	0	1	7	25	0	1	92
	FATA	0	0	0	0	0	0	0	0	0	0	0	0	0	0	0	0	0
2 Cabinet Division	G. TOTAL	221	226	13	131	19	10	142	3	101	16	8	12	3	153	2	110	1170
Main, Islamabad.	TOTAL	0	161	0	106	0	1	56	0	12	1	3	2	1	100	0	41	484
	Islamabad	0	60	0	7	0	0	2	0	0	0	2	1	0	6	0	1	79
	Punjab	0	101	0	60	0	1	32	0	7	1	1	1	1	64	0	23	292
	Sindh R	0	0	0	6	0	0	4	0	0	0	0	0	0	6	0	3	19
	Sindh U	0	0	0	7	0	0	3	0	0	0	0	0	0	5	0	3	18
	KP	0	0	0	15	0	0	6	0	2	0	0	0	0	12	0	6	41
	Balochistan	0	0	0	1	0	0	1	0	1	0	0	0	0	0	0	1	4
	AJ&K	0	0	0	8	0	0	5	0	1	0	0	0	0	5	0	4	23
	GB	0	0	0	1	0	0	1	0	0	0	0	0	0	1	0	0	3
	FATA	0	0	0	1	0	0	2	0	1	0	0	0	0	1	0	0	5

TABLE-24
DOMICILE WISE ACTUAL STRENGTH OF EMPLOYEES BY BASIC SCALE AND DIVISION / ATTACHED
DEPARTMENTS / SUBORDINATE OFFICES

DIVISION/OFFICE	DOMICILE	BASIC SCALE 1 to 16																
		1	2	3	4	5	6	7	8	9	10	11	12	13	14	15	16	TOTAL
Department of	TOTAL	30	15	12	7	3	4	14	0	10	2	4	0	0	30	0	13	144
Communications	Islamabad	0	0	0	0	0	0	0	0	0	0	0	0	0	0	0	0	0
Security, Islamabad.	Punjab	28	11	11	3	2	4	7	0	6	1	4	0	0	17	0	9	103
	Sindh R	0	0	0	0	0	0	2	0	0	0	0	0	0	3	0	1	6
	Sindh U	0	1	0	0	0	0	0	0	2	0	0	0	0	2	0	1	6
	KP	0	2	1	3	1	0	3	0	1	1	0	0	0	5	0	1	18
	Balochistan	0	0	0	0	0	0	2	0	1	0	0	0	0	2	0	1	6
	AJ&K	1	1	0	1	0	0	0	0	0	0	0	0	0	0	0	0	3
	GB	0	0	0	0	0	0	0	0	0	0	0	0	0	0	0	0	0
	FATA	1	0	0	0	0	0	0	0	0	0	0	0	0	1	0	0	2
Department of	TOTAL	102	7	1	1	0	0	33	0	34	6	0	0	0	7	2	10	203
Stationery and Forms,	Islamabad	0	0	0	0	0	0	0	0	0	0	0	0	0	0	0	0	0
Karachi.	Punjab	7	0	0	0	0	0	13	0	7	1	0	0	0	4	0	2	34
	Sindh R	3	0	0	0	0	0	4	0	3	2	0	0	0	0	0	1	13
	Sindh U	91	7	1	1	0	0	13	0	22	3	0	0	0	2	2	6	148
	KP	1	0	0	0	0	0	1	0	1	0	0	0	0	1	0	1	5
	Balochistan	0	0	0	0	0	0	1	0	1	0	0	0	0	0	0	0	2
	AJ&K	0	0	0	0	0	0	0	0	0	0	0	0	0	0	0	0	0
	GB	0	0	0	0	0	0	0	0	0	0	0	0	0	0	0	0	0
	FATA	0	0	0	0	0	0	1	0	0	0	0	0	0	0	0	0	1
National Archives of	TOTAL	23	3	0	4	4	0	16	3	5	7	1	0	2	8	0	14	90
Pakistan, Islamabad.	Islamabad	0	0	0	0	0	0	0	0	0	0	0	0	0	0	0	0	0
	Punjab	16	3	0	2	1	0	12	2	2	3	1	0	2	4	0	11	59
	Sindh R	0	0	0	0	1	0	1	0	2	1	0	0	0	1	0	2	8
	Sindh U	1	0	0	0	1	0	0	0	0	1	0	0	0	0	0	0	3
	KP	6	0	0	2	0	0	3	1	1	2	0	0	0	1	0	1	17
	Balochistan	0	0	0	0	0	0	0	0	0	0	0	0	0	1	0	0	1
	AJ&K	0	0	0	0	0	0	0	0	0	0	0	0	0	0	0	0	0
	GB	0	0	0	0	1	0	0	0	0	0	0	0	0	0	0	0	1
	FATA	0	0	0	0	0	0	0	0	0	0	0	0	0	1	0	0	1
Federal Medical and	TOTAL	4	16	0	0	1	0	2	0	3	0	0	1	0	3	0	2	32
Dental College	Islamabad	0	6	0	0	0	0	0	0	0	0	0	0	0	0	0	0	6
Islamabad.	Punjab	4	7	0	0	0	0	1	0	2	0	0	1	0	1	0	2	18
	Sindh R	0	1	0	0	0	0	1	0	0	0	0	0	0	2	0	0	4
	Sindh U	0	0	0	0	0	0	0	0	0	0	0	0	0	0	0	0	0
	KP	0	1	0	0	0	0	0	0	1	0	0	0	0	0	0	0	2
	Balochistan	0	0	0	0	0	0	0	0	0	0	0	0	0	0	0	0	0
	AJ&K	0	1	0	0	0	0	0	0	0	0	0	0	0	0	0	0	1
	GB	0	0	0	0	0	0	0	0	0	0	0	0	0	0	0	0	0
	FATA	0	0	0	0	1	0	0	0	0	0	0	0	0	0	0	0	1

TABLE-24
DOMICILE WISE ACTUAL STRENGTH OF EMPLOYEES BY BASIC SCALE AND DIVISION / ATTACHED
DEPARTMENTS / SUBORDINATE OFFICES

DIVISION/OFFICE	DOMICILE	BASIC SCALE 1 to 16																TOTAL
		1	2	3	4	5	6	7	8	9	10	11	12	13	14	15	16	
Federal Government	TOTAL	17	5	0	7	9	5	12	0	9	0	0	3	0	2	0	2	71
Tuberculosis Centre	Islamabad	0	0	0	0	0	0	0	0	0	0	0	0	0	0	0	0	0
Rawalpindi	Punjab	17	5	0	3	6	3	6	0	4	0	0	1	0	1	0	1	47
	Sindh R	0	0	0	1	1	1	2	0	1	0	0	1	0	0	0	0	7
	Sindh U	0	0	0	0	0	0	1	0	1	0	0	0	0	1	0	0	3
	KP	0	0	0	2	2	1	2	0	2	0	0	0	0	0	0	1	10
	Balochistan	0	0	0	0	0	0	1	0	0	0	0	1	0	0	0	0	2
	AJ&K	0	0	0	0	0	0	0	0	0	0	0	0	0	0	0	0	0
	GB	0	0	0	1	0	0	0	0	0	0	0	0	0	0	0	0	1
	FATA	0	0	0	0	0	0	0	0	1	0	0	0	0	0	0	0	1
	Federal General Hospital	TOTAL	45	19	0	6	2	0	9	0	28	0	0	6	0	3	0	28
Prime Minister National	Islamabad	31	14	0	0	0	0	4	0	3	0	0	1	0	0	0	1	54
Complex, Islamabad.	Punjab	11	5	0	4	1	0	1	0	17	0	0	3	0	2	0	15	59
	Sindh R	0	0	0	0	1	0	2	0	4	0	0	1	0	1	0	5	14
	Sindh U	0	0	0	0	0	0	0	0	0	0	0	0	0	0	0	2	2
	KP	1	0	0	1	0	0	2	0	4	0	0	1	0	0	0	4	13
	Balochistan	0	0	0	0	0	0	0	0	0	0	0	0	0	0	0	0	0
	AJ&K	2	0	0	1	0	0	0	0	0	0	0	0	0	0	0	1	4
	GB	0	0	0	0	0	0	0	0	0	0	0	0	0	0	0	0	0
	FATA	0	0	0	0	0	0	0	0	0	0	0	0	0	0	0	0	0
	3 Capital Administration	G. TOTAL	3685	1375	196	408	151	125	1090	40	686	15	152	208	12	1587	45	4720
& Development	TOTAL	4	16	20	5	8	0	13	0	6	0	1	0	0	41	4	25	143
Division	Islamabad	1	9	3	1	3	0	3	0	0	0	0	0	0	9	1	3	33
Main, Islamabad.	Punjab	3	7	6	2	2	0	7	0	4	0	1	0	0	20	2	19	73
	Sindh R	0	0	0	0	1	0	0	0	1	0	0	0	0	3	0	0	5
	Sindh U	0	0	0	1	0	0	0	0	0	0	0	0	0	3	0	0	4
	KP	0	0	8	0	0	0	1	0	0	0	0	0	0	3	1	3	16
	Balochistan	0	0	0	0	0	0	0	0	0	0	0	0	0	1	0	0	1
	AJ&K	0	0	3	1	2	0	2	0	0	0	0	0	0	1	0	0	9
	GB	0	0	0	0	0	0	0	0	1	0	0	0	0	0	0	0	1
	FATA	0	0	0	0	0	0	0	0	0	0	0	0	0	1	0	0	1
	Department of	TOTAL	12	19	25	1	18	0	25	0	3	0	1	8	1	4	0	14
Libraries Islamabad.	Islamabad	9	4	0	0	0	0	0	0	0	0	0	0	0	0	0	0	13
	Punjab	1	11	18	1	15	0	16	0	3	0	1	6	1	4	0	6	83
	Sindh R	0	1	0	0	0	0	1	0	0	0	0	1	0	0	0	2	5
	Sindh U	0	0	1	0	0	0	1	0	0	0	0	0	0	0	0	1	3
	KP	2	3	3	0	2	0	4	0	0	0	0	0	0	0	0	3	17
	Balochistan	0	0	0	0	1	0	1	0	0	0	0	1	0	0	0	1	4
	AJ&K	0	0	3	0	0	0	2	0	0	0	0	0	0	0	0	1	6
	GB	0	0	0	0	0	0	0	0	0	0	0	0	0	0	0	0	0
	FATA	0	0	0	0	0	0	0	0	0	0	0	0	0	0	0	0	0

TABLE-24
DOMICILE WISE ACTUAL STRENGTH OF EMPLOYEES BY BASIC SCALE AND DIVISION / ATTACHED
DEPARTMENTS / SUBORDINATE OFFICES

DIVISION/OFFICE	DOMICILE	BASIC SCALE 1 to 16																
		1	2	3	4	5	6	7	8	9	10	11	12	13	14	15	16	TOTAL
Department of Tourist Services Islamabad.	TOTAL	5	0	0	2	0	0	2	0	1	0	0	0	0	5	0	6	21
	Islamabad	1	0	0	0	0	0	0	0	0	0	0	0	0	2	0	1	4
	Punjab	0	0	0	1	0	0	2	0	0	0	0	0	0	3	0	5	11
	Sindh R	0	0	0	0	0	0	0	0	0	0	0	0	0	0	0	0	0
	Sindh U	0	0	0	0	0	0	0	0	0	0	0	0	0	0	0	0	0
	KP	4	0	0	1	0	0	0	0	1	0	0	0	0	0	0	0	6
	Balochistan	0	0	0	0	0	0	0	0	0	0	0	0	0	0	0	0	0
	AJ&K	0	0	0	0	0	0	0	0	0	0	0	0	0	0	0	0	0
	GB	0	0	0	0	0	0	0	0	0	0	0	0	0	0	0	0	0
	FATA	0	0	0	0	0	0	0	0	0	0	0	0	0	0	0	0	0
Directorate of Workers Education Islamabad.	TOTAL	0	10	0	0	10	0	4	0	3	0	0	0	0	12	0	5	44
	Islamabad	0	0	0	0	1	0	1	0	0	0	0	0	0	1	0	0	3
	Punjab	0	9	0	0	6	0	1	0	3	0	0	0	0	9	0	4	32
	Sindh R	0	0	0	0	0	0	0	0	0	0	0	0	0	2	0	0	2
	Sindh U	0	0	0	0	0	0	0	0	0	0	0	0	0	0	0	0	0
	KP	0	1	0	0	3	0	1	0	0	0	0	0	0	0	0	1	6
	Balochistan	0	0	0	0	0	0	0	0	0	0	0	0	0	0	0	0	0
	AJ&K	0	0	0	0	0	0	1	0	0	0	0	0	0	0	0	0	1
	GB	0	0	0	0	0	0	0	0	0	0	0	0	0	0	0	0	0
	FATA	0	0	0	0	0	0	0	0	0	0	0	0	0	0	0	0	0
Directorate General of Special Education Islamabad.	TOTAL	148	55	1	38	5	2	23	2	22	0	52	0	0	85	8	42	483
	Islamabad	35	12	0	3	0	0	5	1	3	0	13	0	0	12	1	2	87
	Punjab	88	34	1	21	4	1	12	1	12	0	29	0	0	50	6	32	291
	Sindh R	0	0	0	0	1	1	1	0	0	0	2	0	0	4	1	1	11
	Sindh U	2	0	0	2	0	0	1	0	0	0	3	0	0	1	0	2	11
	KP	21	6	0	7	0	0	3	0	6	0	2	0	0	12	0	4	61
	Balochistan	0	0	0	0	0	0	0	0	0	0	1	0	0	1	0	0	2
	AJ&K	2	2	0	2	0	0	1	0	0	0	1	0	0	3	0	1	12
	GB	0	1	0	2	0	0	0	0	0	0	0	0	0	1	0	0	4
	FATA	0	0	0	1	0	0	0	0	1	0	1	0	0	1	0	0	4
District Family Health Office, Islamabad.	TOTAL	9	47	12	1	7	0	68	8	17	0	21	1	0	4	0	3	198
	Islamabad	1	10	5	0	0	0	23	0	1	0	5	0	0	1	0	0	46
	Punjab	6	23	5	0	3	0	28	8	14	0	12	0	0	1	0	2	102
	Sindh R	1	3	0	0	0	0	5	0	0	0	0	0	0	0	0	0	9
	Sindh U	0	0	0	0	0	0	0	0	0	0	0	0	0	0	0	0	0
	KP	1	9	2	1	2	0	9	0	1	0	3	1	0	2	0	1	32
	Balochistan	0	0	0	0	0	0	1	0	0	0	0	0	0	0	0	0	1
	AJ&K	0	2	0	0	1	0	2	0	1	0	1	0	0	0	0	0	7
	GB	0	0	0	0	0	0	0	0	0	0	0	0	0	0	0	0	0
	FATA	0	0	0	0	1	0	0	0	0	0	0	0	0	0	0	0	1

TABLE-24
DOMICILE WISE ACTUAL STRENGTH OF EMPLOYEES BY BASIC SCALE AND DIVISION / ATTACHED
DEPARTMENTS / SUBORDINATE OFFICES

DIVISION/OFFICE	DOMICILE	BASIC SCALE 1 to 16																TOTAL
		1	2	3	4	5	6	7	8	9	10	11	12	13	14	15	16	
Federal College of	TOTAL	24	5	0	4	1	1	9	1	2	0	2	0	0	2	0	5	56
Education	Islamabad	5	0	0	0	0	0	1	0	0	0	0	0	0	0	0	0	6
Islamabad.	Punjab	9	3	0	4	1	1	4	1	1	0	1	0	0	1	0	4	30
	Sindh R	0	0	0	0	0	0	1	0	0	0	0	0	0	0	0	0	1
	Sindh U	0	0	0	0	0	0	1	0	0	0	0	0	0	0	0	0	1
	KP	6	2	0	0	0	0	2	0	1	0	1	0	0	1	0	1	14
	Balochistan	0	0	0	0	0	0	0	0	0	0	0	0	0	0	0	0	0
	AJ&K	4	0	0	0	0	0	0	0	0	0	0	0	0	0	0	0	4
	GB	0	0	0	0	0	0	0	0	0	0	0	0	0	0	0	0	0
	FATA	0	0	0	0	0	0	0	0	0	0	0	0	0	0	0	0	0
Federal Directorate of	TOTAL	2433	483	111	159	23	10	650	0	236	1	8	104	8	1269	9	3331	8835
Education Islamabad.	Islamabad	2391	111	19	15	5	2	99	0	18	0	0	16	0	22	0	185	2883
	Punjab	32	228	55	82	12	5	348	0	124	1	5	58	6	735	7	2330	4028
	Sindh R	0	27	12	17	2	2	64	0	31	0	0	11	0	141	1	194	502
	Sindh U	3	31	16	19	1	0	57	0	25	0	0	9	0	113	0	132	406
	KP	5	48	8	14	3	1	37	0	23	0	3	7	2	175	1	306	633
	Balochistan	0	6	0	7	0	0	20	0	5	0	0	1	0	32	0	54	125
	AJ&K	2	26	1	5	0	0	14	0	5	0	0	1	0	35	0	47	136
	GB	0	0	0	0	0	0	0	0	0	0	0	0	0	2	0	19	21
	FATA	0	6	0	0	0	0	11	0	5	0	0	1	0	14	0	64	101
Federal Government	TOTAL	313	170	1	91	0	16	49	0	146	3	6	56	0	50	0	500	1401
Polyclinic, (Postgraduate	Islamabad	313	170	0	3	0	0	0	0	0	0	1	0	0	0	0	3	490
Medical Institution),	Punjab	0	0	0	61	0	9	26	0	74	1	3	31	0	36	0	325	566
Islamabad.	Sindh R	0	0	1	3	0	0	6	0	19	0	0	6	0	3	0	42	80
	Sindh U	0	0	0	1	0	1	4	0	9	0	0	4	0	1	0	26	46
	KP	0	0	0	17	0	4	6	0	28	2	2	8	0	7	0	86	160
	Balochistan	0	0	0	1	0	1	2	0	8	0	0	3	0	0	0	2	17
	AJ&K	0	0	0	4	0	1	1	0	4	0	0	3	0	2	0	14	29
	GB	0	0	0	0	0	0	0	0	0	0	0	0	0	0	0	0	0
	FATA	0	0	0	1	0	0	4	0	4	0	0	1	0	1	0	2	13
Government Polytechnic	TOTAL	0	11	1	0	1	3	3	0	0	1	2	0	0	7	1	1	31
Institute for women	Islamabad	0	0	0	0	0	0	0	0	0	0	0	0	0	2	0	0	2
Islamabad.	Punjab	0	10	0	0	0	3	2	0	0	1	2	0	0	2	1	1	22
	Sindh R	0	0	0	0	0	0	0	0	0	0	0	0	0	1	0	0	1
	Sindh U	0	0	0	0	0	0	0	0	0	0	0	0	0	0	0	0	0
	KP	0	0	0	0	1	0	1	0	0	0	0	0	0	2	0	0	4
	Balochistan	0	0	0	0	0	0	0	0	0	0	0	0	0	0	0	0	0
	AJ&K	0	1	1	0	0	0	0	0	0	0	0	0	0	0	0	0	2
	GB	0	0	0	0	0	0	0	0	0	0	0	0	0	0	0	0	0
	FATA	0	0	0	0	0	0	0	0	0	0	0	0	0	0	0	0	0

TABLE-24
DOMICILE WISE ACTUAL STRENGTH OF EMPLOYEES BY BASIC SCALE AND DIVISION / ATTACHED
DEPARTMENTS / SUBORDINATE OFFICES

DIVISION/OFFICE	DOMICILE	BASIC SCALE 1 to 16																TOTAL
		1	2	3	4	5	6	7	8	9	10	11	12	13	14	15	16	
Natioanal Trust for the	TOTAL	1	2	1	0	1	0	2	0	2	0	0	0	0	4	0	1	14
Disabled	Islamabad	1	0	0	0	0	0	0	0	0	0	0	0	0	0	0	0	1
Islamabad.	Punjab	0	2	1	0	1	0	1	0	1	0	0	0	0	2	0	1	9
	Sindh R	0	0	0	0	0	0	0	0	1	0	0	0	0	0	0	0	1
	Sindh U	0	0	0	0	0	0	0	0	0	0	0	0	0	0	0	0	0
	KP	0	0	0	0	0	0	0	0	0	0	0	0	0	1	0	0	1
	Balochistan	0	0	0	0	0	0	0	0	0	0	0	0	0	0	0	0	0
	AJ&K	0	0	0	0	0	0	0	0	0	0	0	0	0	1	0	0	1
	GB	0	0	0	0	0	0	0	0	0	0	0	0	0	0	0	0	0
	FATA	0	0	0	0	0	0	1	0	0	0	0	0	0	0	0	0	1
National Council for the	TOTAL	0	2	0	0	0	0	0	0	0	0	0	0	0	4	0	0	6
Rehabilitation of Disabled	Islamabad	0	0	0	0	0	0	0	0	0	0	0	0	0	1	0	0	1
Persons, Islamabad.	Punjab	0	1	0	0	0	0	0	0	0	0	0	0	0	2	0	0	3
	Sindh R	0	0	0	0	0	0	0	0	0	0	0	0	0	0	0	0	0
	Sindh U	0	0	0	0	0	0	0	0	0	0	0	0	0	0	0	0	0
	KP	0	1	0	0	0	0	0	0	0	0	0	0	0	0	0	0	1
	Balochistan	0	0	0	0	0	0	0	0	0	0	0	0	0	0	0	0	0
	AJ&K	0	0	0	0	0	0	0	0	0	0	0	0	0	0	0	0	0
	GB	0	0	0	0	0	0	0	0	0	0	0	0	0	0	0	0	0
	FATA	0	0	0	0	0	0	0	0	0	0	0	0	0	1	0	0	1
National Council of	TOTAL	0	12	0	0	3	0	5	0	1	0	1	0	0	6	0	3	31
Social Welfare	Islamabad	0	4	0	0	1	0	2	0	0	0	0	0	0	2	0	0	9
Islamabad.	Punjab	0	6	0	0	1	0	2	0	1	0	1	0	0	3	0	2	16
	Sindh R	0	0	0	0	0	0	1	0	0	0	0	0	0	0	0	0	1
	Sindh U	0	0	0	0	0	0	0	0	0	0	0	0	0	1	0	0	1
	KP	0	1	0	0	1	0	0	0	0	0	0	0	0	0	0	1	3
	Balochistan	0	0	0	0	0	0	0	0	0	0	0	0	0	0	0	0	0
	AJ&K	0	1	0	0	0	0	0	0	0	0	0	0	0	0	0	0	1
	GB	0	0	0	0	0	0	0	0	0	0	0	0	0	0	0	0	0
	FATA	0	0	0	0	0	0	0	0	0	0	0	0	0	0	0	0	0
National Institute of	TOTAL	33	37	0	12	2	0	17	0	29	0	1	6	0	15	0	49	201
Rehabilitation Medicine	Islamabad	7	2	0	0	0	0	0	0	0	0	0	0	0	0	0	0	9
Islamabad.	Punjab	19	25	0	5	2	0	13	0	18	0	1	3	0	11	0	33	130
	Sindh R	0	2	0	1	0	0	2	0	1	0	0	1	0	1	0	3	11
	Sindh U	0	0	0	0	0	0	0	0	1	0	0	2	0	2	0	5	10
	KP	3	6	0	4	0	0	1	0	5	0	0	0	0	1	0	7	27
	Balochistan	0	0	0	0	0	0	0	0	1	0	0	0	0	0	0	0	1
	AJ&K	4	2	0	2	0	0	0	0	2	0	0	0	0	0	0	1	11
	GB	0	0	0	0	0	0	0	0	0	0	0	0	0	0	0	0	0
	FATA	0	0	0	0	0	0	1	0	1	0	0	0	0	0	0	0	2

TABLE-24
DOMICILE WISE ACTUAL STRENGTH OF EMPLOYEES BY BASIC SCALE AND DIVISION / ATTACHED
DEPARTMENTS / SUBORDINATE OFFICES

DIVISION/OFFICE	DOMICILE	BASIC SCALE 1 to 16																
		1	2	3	4	5	6	7	8	9	10	11	12	13	14	15	16	TOTAL
National Institute of	TOTAL	77	0	0	11	0	0	5	5	6	0	6	1	0	26	0	15	152
Science & Technical	Islamabad	5	0	0	1	0	0	0	1	0	0	0	1	0	0	0	0	8
Education Islamabad.	Punjab	45	0	0	6	0	0	2	2	6	0	5	0	0	15	0	10	91
	Sindh R	0	0	0	0	0	0	0	0	0	0	0	0	0	0	0	0	0
	Sindh U	2	0	0	1	0	0	0	0	0	0	0	0	0	4	0	2	9
	KP	19	0	0	1	0	0	3	2	0	0	1	0	0	6	0	2	34
	Balochistan	1	0	0	0	0	0	0	0	0	0	0	0	0	1	0	1	3
	AJ&K	5	0	0	2	0	0	0	0	0	0	0	0	0	0	0	0	7
	GB	0	0	0	0	0	0	0	0	0	0	0	0	0	0	0	0	0
	FATA	0	0	0	0	0	0	0	0	0	0	0	0	0	0	0	0	0
Shaheed Zulfiqar Ali	TOTAL	621	478	19	80	64	93	196	1	196	10	40	30	3	42	19	716	2608
Bhutto Medical	Islamabad	328	88	3	2	5	2	7	0	8	1	1	0	0	4	2	1	452
University (PIMS),	Punjab	228	299	8	43	39	51	128	0	113	7	26	19	0	23	16	552	1552
Islamabad.	Sindh R	2	2	2	7	8	11	13	0	26	0	2	2	2	3	0	74	154
	Sindh U	0	0	1	3	0	0	1	0	6	0	3	1	0	3	0	35	53
	KP	57	71	4	20	10	25	41	1	28	2	8	6	1	8	1	38	321
	Balochistan	1	0	0	2	0	1	1	0	2	0	0	0	0	0	0	0	7
	AJ&K	5	18	0	2	2	3	4	0	7	0	0	2	0	1	0	7	51
	GB	0	0	1	1	0	0	0	0	1	0	0	0	0	0	0	0	3
	FATA	0	0	0	0	0	0	1	0	5	0	0	0	0	0	0	9	15
Regional Training	TOTAL	0	11	0	2	2	0	1	2	1	0	2	1	0	3	0	1	26
Institute, Islamabad.	Islamabad	0	2	0	0	1	0	0	0	0	0	0	0	0	1	0	0	4
	Punjab	0	5	0	0	1	0	1	2	1	0	2	1	0	1	0	1	15
	Sindh R	0	0	0	0	0	0	0	0	0	0	0	0	0	0	0	0	0
	Sindh U	0	0	0	0	0	0	0	0	0	0	0	0	0	0	0	0	0
	KP	0	3	0	2	0	0	0	0	0	0	0	0	0	1	0	0	6
	Balochistan	0	1	0	0	0	0	0	0	0	0	0	0	0	0	0	0	1
	AJ&K	0	0	0	0	0	0	0	0	0	0	0	0	0	0	0	0	0
	GB	0	0	0	0	0	0	0	0	0	0	0	0	0	0	0	0	0
	FATA	0	0	0	0	0	0	0	0	0	0	0	0	0	0	0	0	0
Social Welfare Centre	TOTAL	5	14	5	2	6	0	17	21	15	0	9	0	0	7	4	3	108
Islamabad.	Islamabad	4	5	2	0	0	0	6	7	2	0	4	0	0	0	1	0	31
	Punjab	1	6	1	2	3	0	9	12	11	0	2	0	0	6	3	2	58
	Sindh R	0	0	0	0	0	0	0	0	1	0	0	0	0	0	0	0	1
	Sindh U	0	0	0	0	0	0	0	0	0	0	0	0	0	0	0	0	0
	KP	0	2	1	0	2	0	2	2	1	0	1	0	0	1	0	1	13
	Balochistan	0	0	0	0	0	0	0	0	0	0	0	0	0	0	0	0	0
	AJ&K	0	1	1	0	1	0	0	0	0	0	1	0	0	0	0	0	4
	GB	0	0	0	0	0	0	0	0	0	0	1	0	0	0	0	0	1
	FATA	0	0	0	0	0	0	0	0	0	0	0	0	0	0	0	0	0

TABLE-24
DOMICILE WISE ACTUAL STRENGTH OF EMPLOYEES BY BASIC SCALE AND DIVISION / ATTACHED
DEPARTMENTS / SUBORDINATE OFFICES

DIVISION/OFFICE	DOMICILE	BASIC SCALE 1 to 16																TOTAL
		1	2	3	4	5	6	7	8	9	10	11	12	13	14	15	16	
Technical Panel on	TOTAL	0	3	0	0	0	0	1	0	0	0	0	1	0	1	0	0	6
Teachers Education	Islamabad	0	2	0	0	0	0	0	0	0	0	0	0	0	0	0	0	2
Islamabad.	Punjab	0	1	0	0	0	0	1	0	0	0	0	0	0	0	0	0	2
	Sindh R	0	0	0	0	0	0	0	0	0	0	0	1	0	1	0	0	2
	Sindh U	0	0	0	0	0	0	0	0	0	0	0	0	0	0	0	0	0
	KP	0	0	0	0	0	0	0	0	0	0	0	0	0	0	0	0	0
	Balochistan	0	0	0	0	0	0	0	0	0	0	0	0	0	0	0	0	0
	AJ&K	0	0	0	0	0	0	0	0	0	0	0	0	0	0	0	0	0
	GB	0	0	0	0	0	0	0	0	0	0	0	0	0	0	0	0	0
	FATA	0	0	0	0	0	0	0	0	0	0	0	0	0	0	0	0	0
	4 Commerce Division	G. TOTAL	96	16	138	25	27	0	55	1	92	15	11	0	9	183	2	128
Main, Islamabad.	TOTAL	82	8	0	19	2	0	28	0	19	0	1	0	2	110	2	43	316
	Islamabad	22	1	0	4	0	0	6	0	3	0	0	0	0	9	0	1	46
	Punjab	35	5	0	9	0	0	13	0	9	0	0	0	0	67	2	27	167
	Sindh R	3	0	0	1	0	0	3	0	1	0	0	0	0	1	0	3	12
	Sindh U	0	0	0	0	0	0	0	0	0	0	0	0	0	6	0	4	10
	KP	14	1	0	0	1	0	4	0	3	0	0	0	2	21	0	6	52
	Balochistan	0	0	0	0	0	0	0	0	1	0	0	0	0	4	0	0	5
	AJ&K	8	1	0	5	1	0	2	0	2	0	1	0	0	1	0	2	23
	GB	0	0	0	0	0	0	0	0	0	0	0	0	0	1	0	0	1
Directorate General of	TOTAL	14	0	0	6	0	0	2	0	0	0	1	0	0	12	0	1	36
Trade Organizations,	Islamabad	2	0	0	0	0	0	0	0	0	0	0	0	0	1	0	0	3
Islamabad.	Punjab	7	0	0	6	0	0	1	0	0	0	1	0	0	7	0	0	22
	Sindh R	0	0	0	0	0	0	0	0	0	0	0	0	0	2	0	1	3
	Sindh U	0	0	0	0	0	0	0	0	0	0	0	0	0	0	0	0	0
	KP	5	0	0	0	0	0	1	0	0	0	0	0	0	2	0	0	8
	Balochistan	0	0	0	0	0	0	0	0	0	0	0	0	0	0	0	0	0
	AJ&K	0	0	0	0	0	0	0	0	0	0	0	0	0	0	0	0	0
	GB	0	0	0	0	0	0	0	0	0	0	0	0	0	0	0	0	0
	FATA	0	0	0	0	0	0	0	0	0	0	0	0	0	0	0	0	0
	Pakistan Institute of	TOTAL	0	8	0	0	0	0	3	0	2	0	0	0	0	1	0	3
Trade and Development,	Islamabad	0	0	0	0	0	0	0	0	0	0	0	0	0	0	0	0	0
Islamabad.	Punjab	0	4	0	0	0	0	3	0	0	0	0	0	0	1	0	2	10
	Sindh R	0	0	0	0	0	0	0	0	0	0	0	0	0	0	0	0	0
	Sindh U	0	0	0	0	0	0	0	0	0	0	0	0	0	0	0	0	0
	KP	0	4	0	0	0	0	0	0	2	0	0	0	0	0	0	1	7
	Balochistan	0	0	0	0	0	0	0	0	0	0	0	0	0	0	0	0	0
	AJ&K	0	0	0	0	0	0	0	0	0	0	0	0	0	0	0	0	0
	GB	0	0	0	0	0	0	0	0	0	0	0	0	0	0	0	0	0
FATA	0	0	0	0	0	0	0	0	0	0	0	0	0	0	0	0	0	

TABLE-24
DOMICILE WISE ACTUAL STRENGTH OF EMPLOYEES BY BASIC SCALE AND DIVISION / ATTACHED
DEPARTMENTS / SUBORDINATE OFFICES

DIVISION/OFFICE	DOMICILE	BASIC SCALE 1 to 16																TOTAL
		1	2	3	4	5	6	7	8	9	10	11	12	13	14	15	16	
Trade Development	TOTAL	0	0	138	0	25	0	22	1	71	15	9	0	7	60	0	81	429
Authority of Pakistan, Karachi.	Islamabad	0	0	0	0	0	0	0	0	0	0	0	0	0	0	0	0	0
	Punjab	0	0	54	0	10	0	20	1	40	8	8	0	3	19	0	26	189
	Sindh R	0	0	15	0	0	0	0	0	4	0	0	0	0	19	0	6	44
	Sindh U	0	0	40	0	12	0	2	0	18	3	0	0	3	19	0	40	137
	KP	0	0	13	0	1	0	0	0	7	3	1	0	1	3	0	7	36
	Balochistan	0	0	5	0	1	0	0	0	1	0	0	0	0	0	0	2	9
	AJ&K	0	0	4	0	0	0	0	0	0	1	0	0	0	0	0	0	5
	GB	0	0	3	0	0	0	0	0	1	0	0	0	0	0	0	0	4
	FATA	0	0	4	0	1	0	0	0	0	0	0	0	0	0	0	0	5
5 Communications &	G. TOTAL	1658	6099	613	557	1558	201	7126	630	12015	31	554	135	75	2538	37	1518	35345
Postal Services	TOTAL	8	26	3	4	5	0	10	0	8	0	0	0	0	23	1	13	101
Division	Islamabad	0	0	0	0	0	0	0	0	0	0	0	0	0	0	0	0	0
Main, Islamabad.	Punjab	7	14	2	2	1	0	7	0	6	0	0	0	0	12	1	9	61
	Sindh R	0	0	0	1	1	0	1	0	0	0	0	0	0	0	0	0	3
	Sindh U	0	0	0	0	0	0	0	0	0	0	0	0	0	0	0	1	1
	KP	1	9	0	1	2	0	1	0	2	0	0	0	0	10	0	3	29
	Balochistan	0	0	0	0	1	0	0	0	0	0	0	0	0	0	0	0	1
	AJ&K	0	1	1	0	0	0	0	0	0	0	0	0	0	0	0	0	2
	GB	0	2	0	0	0	0	1	0	0	0	0	0	0	1	0	0	4
	FATA	0	0	0	0	0	0	0	0	0	0	0	0	0	0	0	0	0
Construction Technology	TOTAL	28	0	0	0	1	8	77	0	20	0	36	0	0	6	7	1	184
Training Institute, Islamabad.	Islamabad	0	0	0	0	0	0	0	0	0	0	0	0	0	0	0	0	0
	Punjab	21	0	0	0	1	4	64	0	17	0	31	0	0	6	6	0	150
	Sindh R	0	0	0	0	0	1	3	0	0	0	0	0	0	0	0	0	4
	Sindh U	0	0	0	0	0	0	0	0	3	0	1	0	0	0	1	0	5
	KP	5	0	0	0	0	3	6	0	0	0	2	0	0	0	0	1	17
	Balochistan	0	0	0	0	0	0	3	0	0	0	0	0	0	0	0	0	3
	AJ&K	1	0	0	0	0	0	1	0	0	0	2	0	0	0	0	0	4
	GB	1	0	0	0	0	0	0	0	0	0	0	0	0	0	0	0	1
	FATA	0	0	0	0	0	0	0	0	0	0	0	0	0	0	0	0	0
National Highways & Motorways Police, Islamabad.	TOTAL	175	402	0	0	1420	0	935	0	82	5	1	0	75	1350	0	1143	5588
	Islamabad	13	12	0	0	16	0	19	0	3	0	0	0	1	3	0	5	72
	Punjab	90	179	0	0	708	0	381	0	42	2	1	0	32	742	0	712	2889
	Sindh R	8	42	0	0	109	0	87	0	8	2	0	0	5	292	0	229	782
	Sindh U	10	32	0	0	163	0	94	0	7	0	0	0	11	3	0	7	327
	KP	37	62	0	0	239	0	164	0	15	1	0	0	12	146	0	108	784
	Balochistan	12	52	0	0	106	0	139	0	5	0	0	0	9	126	0	46	495
	AJ&K	2	11	0	0	39	0	28	0	1	0	0	0	2	19	0	17	119
	GB	1	9	0	0	10	0	6	0	0	0	0	0	2	10	0	8	46
	FATA	2	3	0	0	30	0	17	0	1	0	0	0	1	9	0	11	74

TABLE-24
DOMICILE WISE ACTUAL STRENGTH OF EMPLOYEES BY BASIC SCALE AND DIVISION / ATTACHED
DEPARTMENTS / SUBORDINATE OFFICES

DIVISION/OFFICE	DOMICILE	BASIC SCALE 1 to 16																TOTAL
		1	2	3	4	5	6	7	8	9	10	11	12	13	14	15	16	
National Transport	TOTAL	24	0	0	5	0	0	1	0	1	0	3	0	0	11	0	13	58
Research Centre,	Islamabad	0	0	0	0	0	0	0	0	0	0	0	0	0	0	0	0	0
Islamabad.	Punjab	15	0	0	3	0	0	1	0	1	0	2	0	0	5	0	11	38
	Sindh R	0	0	0	0	0	0	0	0	0	0	0	0	0	0	0	0	0
	Sindh U	0	0	0	0	0	0	0	0	0	0	0	0	0	0	0	1	1
	KP	8	0	0	2	0	0	0	0	0	0	1	0	0	3	0	1	15
	Balochistan	0	0	0	0	0	0	0	0	0	0	0	0	0	1	0	0	1
	AJ&K	1	0	0	0	0	0	0	0	0	0	0	0	0	2	0	0	3
	GB	0	0	0	0	0	0	0	0	0	0	0	0	0	0	0	0	0
	FATA	0	0	0	0	0	0	0	0	0	0	0	0	0	0	0	0	0
Pakistan Post Office	TOTAL	1423	5671	610	548	132	193	6103	630	11904	26	514	135	0	1148	29	348	29414
Department,	Islamabad	56	74	11	9	2	2	64	85	102	13	0	12	0	7	0	1	438
(Over all Pakistan).	Punjab	759	3099	301	294	85	120	3391	284	6540	7	204	67	0	696	15	206	16068
	Sindh R	215	910	97	74	7	40	1011	93	2295	3	207	19	0	145	5	68	5189
	Sindh U	64	402	29	46	3	2	358	36	706	1	34	11	0	76	3	20	1791
	KP	202	612	139	86	30	18	772	70	1407	2	27	19	0	144	4	31	3563
	Balochistan	78	227	17	22	3	10	243	22	466	0	22	1	0	33	2	14	1160
	AJ&K	31	147	14	13	2	1	216	25	300	0	18	3	0	35	0	4	809
	GB	16	200	2	3	0	0	47	15	81	0	1	1	0	9	0	1	376
	FATA	2	0	0	1	0	0	1	0	7	0	1	2	0	3	0	3	20
6 Climate Change	G. TOTAL	5	55	4	1	14	2	19	0	4	2	5	0	0	48	1	21	181
Division	TOTAL	0	37	1	0	8	0	11	0	3	0	1	0	0	42	0	12	115
Main, Islamabad.	Islamabad	0	15	0	0	1	0	0	0	2	0	0	0	0	6	0	3	27
	Punjab	0	11	1	0	7	0	7	0	0	0	1	0	0	21	0	7	55
	Sindh R	0	0	0	0	0	0	0	0	0	0	0	0	0	2	0	0	2
	Sindh U	0	0	0	0	0	0	0	0	0	0	0	0	0	0	0	1	1
	KP	0	7	0	0	0	0	3	0	1	0	0	0	0	9	0	1	21
	Balochistan	0	0	0	0	0	0	0	0	0	0	0	0	0	1	0	0	1
	AJ&K	0	4	0	0	0	0	1	0	0	0	0	0	0	3	0	0	8
	GB	0	0	0	0	0	0	0	0	0	0	0	0	0	0	0	0	0
	FATA	0	0	0	0	0	0	0	0	0	0	0	0	0	0	0	0	0
Pakistan Environmental	TOTAL	1	9	1	0	4	1	4	0	0	0	4	0	0	5	1	4	34
Protection Agency	Islamabad	0	0	0	0	0	0	0	0	0	0	0	0	0	1	0	2	3
Islamabad.	Punjab	1	5	0	0	2	0	2	0	0	0	1	0	0	2	0	0	13
	Sindh R	0	0	0	0	0	0	1	0	0	0	1	0	0	1	0	0	3
	Sindh U	0	0	0	0	0	0	0	0	0	0	0	0	0	0	0	0	0
	KP	0	4	1	0	2	1	1	0	0	0	2	0	0	1	1	2	15
	Balochistan	0	0	0	0	0	0	0	0	0	0	0	0	0	0	0	0	0
	AJ&K	0	0	0	0	0	0	0	0	0	0	0	0	0	0	0	0	0
	GB	0	0	0	0	0	0	0	0	0	0	0	0	0	0	0	0	0
	FATA	0	0	0	0	0	0	0	0	0	0	0	0	0	0	0	0	0

TABLE-24
DOMICILE WISE ACTUAL STRENGTH OF EMPLOYEES BY BASIC SCALE AND DIVISION / ATTACHED
DEPARTMENTS / SUBORDINATE OFFICES

DIVISION/OFFICE	DOMICILE	BASIC SCALE 1 to 16																TOTAL	
		1	2	3	4	5	6	7	8	9	10	11	12	13	14	15	16		
Zoological Survey of	TOTAL	4	9	2	1	2	1	4	0	1	2	0	0	0	1	0	5	32	
Pakistan Islamabad.	Islamabad	3	4	0	0	0	0	0	0	0	0	0	0	0	0	0	0	7	
	Punjab	1	5	0	0	2	1	3	0	1	1	0	0	0	1	0	3	18	
	Sindh R	0	0	0	0	0	0	0	0	0	0	0	0	0	0	0	0	0	
	Sindh U	0	0	2	0	0	0	1	0	0	1	0	0	0	0	0	1	5	
	KP	0	0	0	1	0	0	0	0	0	0	0	0	0	0	0	1	2	
	Balochistan	0	0	0	0	0	0	0	0	0	0	0	0	0	0	0	0	0	
	AJ&K	0	0	0	0	0	0	0	0	0	0	0	0	0	0	0	0	0	
	GB	0	0	0	0	0	0	0	0	0	0	0	0	0	0	0	0	0	
	FATA	0	0	0	0	0	0	0	0	0	0	0	0	0	0	0	0	0	
7	Defence Division	G. TOTAL	300	2795	2363	84	83	24	1487	11	513	0	47	38	0	2104	63	1962	11874
	Main, Rawalpindi.	TOTAL	96	12	0	26	0	0	42	0	15	0	0	1	0	96	6	34	328
		Islamabad	1	0	0	0	0	0	1	0	0	0	0	0	0	0	0	0	2
		Punjab	91	12	0	17	0	0	25	0	10	0	0	0	0	61	5	24	245
		Sindh R	0	0	0	0	0	0	4	0	1	0	0	0	0	8	0	2	15
		Sindh U	0	0	0	0	0	0	2	0	0	0	0	0	0	5	0	2	9
		KP	3	0	0	7	0	0	8	0	2	0	0	1	0	18	1	4	44
		Balochistan	0	0	0	0	0	0	0	0	1	0	0	0	0	3	0	1	5
		AJ&K	1	0	0	2	0	0	1	0	0	0	0	0	0	1	0	0	5
		GB	0	0	0	0	0	0	1	0	0	0	0	0	0	0	0	1	2
		FATA	0	0	0	0	0	0	0	0	1	0	0	0	0	0	0	0	1
Federal Government	TOTAL	0	0	2272	0	75	24	529	0	346	0	3	15	0	1820	57	1808	6949	
Educational Institutions	Islamabad	0	0	0	0	0	0	0	0	0	0	0	0	0	0	0	0	0	0
(Cantt./Garrison)	Punjab	0	0	881	0	35	16	303	0	205	0	2	7	0	1135	42	1368	3994	
Directorate, Rawalpindi.	Sindh R	0	0	219	0	6	2	40	0	17	0	0	0	0	199	3	74	560	
	Sindh U	0	0	207	0	7	1	33	0	16	0	0	1	0	101	3	72	441	
	KP	0	0	433	0	15	3	104	0	60	0	1	3	0	204	7	166	996	
	Balochistan	0	0	202	0	4	2	27	0	16	0	0	2	0	94	2	73	422	
	AJ&K	0	0	135	0	3	0	11	0	11	0	0	1	0	28	0	26	215	
	GB	0	0	99	0	2	0	7	0	6	0	0	0	0	32	0	19	165	
	FATA	0	0	96	0	3	0	4	0	15	0	0	1	0	27	0	10	156	
Military Lands &	TOTAL	204	70	64	2	8	0	98	11	57	0	34	0	0	6	0	34	588	
Cantonments	Islamabad	0	0	0	0	0	0	0	0	0	0	0	0	0	0	0	0	0	0
Department, Rawalpindi.	Punjab	178	33	16	0	3	0	60	9	34	0	17	0	0	2	0	20	372	
	Sindh R	3	7	3	0	0	0	7	0	5	0	2	0	0	1	0	2	30	
	Sindh U	6	13	10	0	1	0	6	1	5	0	3	0	0	0	0	3	48	
	KP	13	14	34	2	4	0	18	1	9	0	7	0	0	2	0	6	110	
	Balochistan	0	2	0	0	0	0	4	0	0	0	3	0	0	1	0	0	10	
	AJ&K	4	1	1	0	0	0	3	0	1	0	1	0	0	0	0	1	12	
	GB	0	0	0	0	0	0	0	0	0	0	0	0	0	0	0	0	0	
	FATA	0	0	0	0	0	0	0	0	3	0	1	0	0	0	0	2	6	

TABLE-24
DOMICILE WISE ACTUAL STRENGTH OF EMPLOYEES BY BASIC SCALE AND DIVISION / ATTACHED
DEPARTMENTS / SUBORDINATE OFFICES

DIVISION/OFFICE	DOMICILE	BASIC SCALE 1 to 16																TOTAL
		1	2	3	4	5	6	7	8	9	10	11	12	13	14	15	16	
Survey of Pakistan,	TOTAL	0	2713	27	56	0	0	818	0	95	0	10	22	0	182	0	86	4009
Rawalpindi.	Islamabad	0	0	0	0	0	0	0	0	0	0	0	0	0	0	0	0	0
	Punjab	0	2713	16	35	0	0	439	0	62	0	8	14	0	111	0	54	3452
	Sindh R	0	0	3	3	0	0	103	0	3	0	0	3	0	15	0	9	139
	Sindh U	0	0	2	2	0	0	60	0	9	0	0	1	0	14	0	6	94
	KP	0	0	3	9	0	0	99	0	10	0	2	3	0	22	0	13	161
	Balochistan	0	0	2	4	0	0	61	0	5	0	0	1	0	11	0	0	84
	AJ&K	0	0	1	1	0	0	18	0	5	0	0	0	0	3	0	1	29
	GB	0	0	0	2	0	0	6	0	0	0	0	0	0	2	0	1	11
	FATA	0	0	0	0	0	0	32	0	1	0	0	0	0	4	0	2	39
8 Defence Production	G. TOTAL	54	6	7	19	11	1	18	1	15	0	2	2	0	37	4	19	196
Division	TOTAL	50	6	0	15	1	0	18	1	2	0	1	2	0	37	0	19	152
Main, Rawalpindi.	Islamabad	1	0	0	3	0	0	0	0	0	0	0	1	0	1	0	0	6
	Punjab	44	5	0	8	1	0	13	1	2	0	1	1	0	24	0	10	110
	Sindh R	0	0	0	1	0	0	1	0	0	0	0	0	0	3	0	1	6
	Sindh U	0	0	0	1	0	0	0	0	0	0	0	0	0	2	0	2	5
	KP	2	0	0	1	0	0	2	0	0	0	0	0	0	4	0	5	14
	Balochistan	0	0	0	0	0	0	1	0	0	0	0	0	0	1	0	1	3
	AJ&K	2	1	0	1	0	0	0	0	0	0	0	0	0	1	0	0	5
	GB	1	0	0	0	0	0	1	0	0	0	0	0	0	0	0	0	2
	FATA	0	0	0	0	0	0	0	0	0	0	0	0	0	1	0	0	1
Defence Export	TOTAL	4	0	7	4	10	1	0	0	13	0	1	0	0	4	0	0	44
Promotion Organization	Islamabad	0	0	0	0	0	0	0	0	0	0	0	0	0	0	0	0	0
Islamabad.	Punjab	4	0	7	4	8	1	0	0	13	0	1	0	0	0	3	0	41
	Sindh R	0	0	0	0	0	0	0	0	0	0	0	0	0	0	0	0	0
	Sindh U	0	0	0	0	0	0	0	0	0	0	0	0	0	0	0	0	0
	KP	0	0	0	0	2	0	0	0	0	0	0	0	0	0	0	0	2
	Balochistan	0	0	0	0	0	0	0	0	0	0	0	0	0	0	0	0	0
	AJ&K	0	0	0	0	0	0	0	0	0	0	0	0	0	0	1	0	1
	GB	0	0	0	0	0	0	0	0	0	0	0	0	0	0	0	0	0
	FATA	0	0	0	0	0	0	0	0	0	0	0	0	0	0	0	0	0
9 Economic Affairs	TOTAL	108	0	0	27	0	0	23	0	18	0	0	1	0	134	1	48	360
Division, Islamabad.	Islamabad	0	0	0	0	0	0	0	0	0	0	0	0	0	0	0	0	0
	Punjab	80	0	0	17	0	0	14	0	7	0	0	0	0	74	1	26	219
	Sindh R	1	0	0	3	0	0	1	0	1	0	0	1	0	10	0	5	22
	Sindh U	1	0	0	0	0	0	0	0	1	0	0	0	0	9	0	5	16
	KP	19	0	0	5	0	0	5	0	4	0	0	0	0	25	0	9	67
	Balochistan	0	0	0	1	0	0	2	0	1	0	0	0	0	5	0	1	10
	AJ&K	4	0	0	1	0	0	1	0	1	0	0	0	0	3	0	1	11
	GB	3	0	0	0	0	0	0	0	3	0	0	0	0	8	0	1	15
	FATA	0	0	0	0	0	0	0	0	0	0	0	0	0	0	0	0	0

TABLE-24
DOMICILE WISE ACTUAL STRENGTH OF EMPLOYEES BY BASIC SCALE AND DIVISION / ATTACHED
DEPARTMENTS / SUBORDINATE OFFICES

DIVISION/OFFICE	DOMICILE	BASIC SCALE 1 to 16																TOTAL
		1	2	3	4	5	6	7	8	9	10	11	12	13	14	15	16	
10 Establishment	G. TOTAL	339	271	23	140	11	2	130	0	79	1	59	25	0	326	11	197	1614
Division	TOTAL	136	75	11	56	2	2	32	0	15	1	3	9	0	166	8	69	585
Main, Islamabad.	Islamabad	2	0	0	0	0	0	0	0	0	0	0	0	0	0	0	0	2
	Punjab	131	56	4	37	0	1	18	0	9	0	1	8	0	102	5	50	422
	Sindh R	0	2	0	0	0	0	1	0	0	0	1	0	0	6	0	2	12
	Sindh U	2	3	2	0	1	0	3	0	1	0	1	0	0	13	1	6	33
	KP	1	9	4	10	0	0	7	0	1	1	0	1	0	30	0	7	71
	Balochistan	0	0	0	2	0	0	1	0	0	0	0	0	0	7	0	1	11
	AJ&K	0	4	1	3	1	1	2	0	4	0	0	0	0	4	2	3	25
	GB	0	1	0	2	0	0	0	0	0	0	0	0	0	4	0	0	7
	FATA	0	0	0	2	0	0	0	0	0	0	0	0	0	0	0	0	2
Akhtar Hameed Khan	TOTAL	8	17	8	3	5	0	6	0	7	0	2	0	0	8	0	5	69
National Centre for Rural	Islamabad	0	0	0	0	0	0	0	0	0	0	0	0	0	0	0	0	0
Development	Punjab	5	11	4	2	3	0	4	0	7	0	0	0	0	7	0	5	48
Islamabad.	Sindh R	0	0	0	0	1	0	0	0	0	0	0	0	0	0	0	0	1
	Sindh U	0	0	0	0	0	0	0	0	0	0	0	0	0	1	0	0	1
	KP	3	3	3	0	1	0	2	0	0	0	2	0	0	0	0	0	14
	Balochistan	0	0	0	0	0	0	0	0	0	0	0	0	0	0	0	0	0
	AJ&K	0	3	1	1	0	0	0	0	0	0	0	0	0	0	0	0	5
	GB	0	0	0	0	0	0	0	0	0	0	0	0	0	0	0	0	0
	FATA	0	0	0	0	0	0	0	0	0	0	0	0	0	0	0	0	0
Federal Public Service	TOTAL	104	28	3	38	1	0	57	0	34	0	0	16	0	101	2	59	443
Commission, Islamabad.	Islamabad	8	0	0	0	1	0	0	0	1	0	0	0	0	3	0	3	16
	Punjab	61	16	2	20	0	0	30	0	21	0	0	9	0	58	1	37	255
	Sindh R	2	0	1	2	0	0	6	0	2	0	0	0	0	12	1	1	27
	Sindh U	8	3	0	2	0	0	4	0	1	0	0	1	0	3	0	3	25
	KP	12	7	0	7	0	0	11	0	6	0	0	4	0	17	0	11	75
	Balochistan	4	0	0	2	0	0	2	0	0	0	0	0	0	4	0	3	15
	AJ&K	3	2	0	4	0	0	2	0	1	0	0	1	0	1	0	0	14
	GB	6	0	0	0	0	0	1	0	2	0	0	1	0	1	0	0	11
	FATA	0	0	0	1	0	0	1	0	0	0	0	0	0	2	0	1	5
Secretariat Training	TOTAL	44	3	0	11	0	0	4	0	5	0	1	0	0	17	1	17	103
Institute, Islamabad.	Islamabad	10	1	0	4	0	0	2	0	1	0	0	0	0	2	0	3	23
	Punjab	25	2	0	5	0	0	1	0	1	0	1	0	0	9	0	5	49
	Sindh R	0	0	0	0	0	0	0	0	0	0	0	0	0	0	0	1	1
	Sindh U	0	0	0	0	0	0	0	0	1	0	0	0	0	2	0	3	6
	KP	7	0	0	2	0	0	0	0	1	0	0	0	0	4	0	3	17
	Balochistan	0	0	0	0	0	0	0	0	0	0	0	0	0	0	1	0	1
	AJ&K	2	0	0	0	0	0	1	0	0	0	0	0	0	0	0	2	5
	GB	0	0	0	0	0	0	0	0	0	0	0	0	0	0	0	0	0
	FATA	0	0	0	0	0	0	0	0	1	0	0	0	0	0	0	0	1

TABLE-24
DOMICILE WISE ACTUAL STRENGTH OF EMPLOYEES BY BASIC SCALE AND DIVISION / ATTACHED
DEPARTMENTS / SUBORDINATE OFFICES

DIVISION/OFFICE	DOMICILE	BASIC SCALE 1 to 16																TOTAL	
		1	2	3	4	5	6	7	8	9	10	11	12	13	14	15	16		
Staff Welfare	TOTAL	47	148	1	32	3	0	31	0	18	0	53	0	0	34	0	47	414	
Organization, Islamabad.	Islamabad	0	0	0	0	0	0	0	0	0	0	0	0	0	0	0	0	0	
	Punjab	33	86	0	18	3	0	15	0	13	0	26	0	0	22	0	28	244	
	Sindh R	3	4	0	0	0	0	4	0	2	0	0	0	0	0	0	4	17	
	Sindh U	4	16	1	3	0	0	4	0	1	0	9	0	0	4	0	3	45	
	KP	3	22	0	7	0	0	6	0	2	0	9	0	0	6	0	8	63	
	Balochistan	2	16	0	4	0	0	2	0	0	0	9	0	0	2	0	3	38	
	AJ&K	2	4	0	0	0	0	0	0	0	0	0	0	0	0	0	1	7	
	GB	0	0	0	0	0	0	0	0	0	0	0	0	0	0	0	0	0	
	FATA	0	0	0	0	0	0	0	0	0	0	0	0	0	0	0	0	0	
	11 Federal Education	G. TOTAL	75	24	8	25	11	9	23	0	26	0	1	2	0	72	5	48	329
Professional Training	TOTAL	32	3	0	2	9	0	10	0	14	0	0	0	0	22	0	16	108	
Division Main, Islamabad.	Islamabad	19	2	0	2	3	0	5	0	4	0	0	0	0	4	0	2	41	
	Punjab	6	1	0	0	3	0	3	0	6	0	0	0	0	5	0	5	29	
	Sindh R	0	0	0	0	0	0	0	0	1	0	0	0	0	0	0	2	3	
	Sindh U	0	0	0	0	0	0	0	0	0	0	0	0	0	2	0	1	3	
	KP	6	0	0	0	2	0	2	0	3	0	0	0	0	7	0	4	24	
	Balochistan	0	0	0	0	1	0	0	0	0	0	0	0	0	3	0	0	4	
	AJ&K	1	0	0	0	0	0	0	0	0	0	0	0	0	1	0	0	2	
	GB	0	0	0	0	0	0	0	0	0	0	0	0	0	0	0	0	0	
	FATA	0	0	0	0	0	0	0	0	0	0	0	0	0	0	0	2	2	
	Academy of Educational	TOTAL	26	0	0	9	0	0	7	0	2	0	1	0	0	13	0	7	65
Planning & Management	Islamabad	4	0	0	1	0	0	0	0	0	0	0	0	0	0	0	0	5	
Islamabad.	Punjab	16	0	0	6	0	0	5	0	2	0	1	0	0	10	0	6	46	
	Sindh R	0	0	0	0	0	0	0	0	0	0	0	0	0	0	0	1	1	
	Sindh U	0	0	0	1	0	0	0	0	0	0	0	0	0	2	0	0	3	
	KP	6	0	0	1	0	0	2	0	0	0	0	0	0	1	0	0	10	
	Balochistan	0	0	0	0	0	0	0	0	0	0	0	0	0	0	0	0	0	
	AJ&K	0	0	0	0	0	0	0	0	0	0	0	0	0	0	0	0	0	
	GB	0	0	0	0	0	0	0	0	0	0	0	0	0	0	0	0	0	
	FATA	0	0	0	0	0	0	0	0	0	0	0	0	0	0	0	0	0	
	National Internship	TOTAL	7	0	0	0	0	0	0	0	0	0	0	2	0	3	1	2	15
	Programme	Islamabad	0	0	0	0	0	0	0	0	0	0	0	0	0	0	0	0	0
Islamabad.	Punjab	3	0	0	0	0	0	0	0	0	0	2	0	1	1	1	1	8	
	Sindh R	2	0	0	0	0	0	0	0	0	0	0	0	1	0	0	0	3	
	Sindh U	0	0	0	0	0	0	0	0	0	0	0	0	0	0	0	0	0	
	KP	0	0	0	0	0	0	0	0	0	0	0	0	0	0	0	1	1	
	Balochistan	1	0	0	0	0	0	0	0	0	0	0	0	0	1	0	0	2	
	AJ&K	1	0	0	0	0	0	0	0	0	0	0	0	0	0	0	0	1	
	GB	0	0	0	0	0	0	0	0	0	0	0	0	0	0	0	0	0	
	FATA	0	0	0	0	0	0	0	0	0	0	0	0	0	0	0	0	0	

TABLE-24
DOMICILE WISE ACTUAL STRENGTH OF EMPLOYEES BY BASIC SCALE AND DIVISION / ATTACHED
DEPARTMENTS / SUBORDINATE OFFICES

DIVISION/OFFICE	DOMICILE	BASIC SCALE 1 to 16																
		1	2	3	4	5	6	7	8	9	10	11	12	13	14	15	16	TOTAL
National Talent Pool	TOTAL	1	4	6	2	1	0	2	0	2	0	0	0	0	6	0	2	26
Islamabad	Islamabad	0	1	0	0	1	0	0	0	1	0	0	0	0	0	0	1	4
	Punjab	1	3	4	1	0	0	0	0	1	0	0	0	0	5	0	1	16
	Sindh R	0	0	0	0	0	0	0	0	0	0	0	0	0	0	0	0	0
	Sindh U	0	0	0	0	0	0	1	0	0	0	0	0	0	0	0	0	1
	KP	0	0	1	1	0	0	0	0	0	0	0	0	0	0	0	0	2
	Balochistan	0	0	0	0	0	0	1	0	0	0	0	0	0	0	0	0	1
	AJ&K	0	0	1	0	0	0	0	0	0	0	0	0	0	1	0	0	2
	GB	0	0	0	0	0	0	0	0	0	0	0	0	0	0	0	0	0
	FATA	0	0	0	0	0	0	0	0	0	0	0	0	0	0	0	0	0
National Training	TOTAL	2	11	0	6	0	7	1	0	4	0	0	0	0	22	4	14	71
Bureau Islamabad	Islamabad	0	2	0	0	0	0	0	0	0	0	0	0	0	2	0	1	5
	Punjab	2	6	0	2	0	5	1	0	3	0	0	0	0	14	2	12	47
	Sindh R	0	0	0	0	0	0	0	0	0	0	0	0	0	0	0	1	1
	Sindh U	0	0	0	0	0	0	0	0	0	0	0	0	0	2	0	0	2
	KP	0	3	0	2	0	2	0	0	1	0	0	0	0	2	2	0	12
	Balochistan	0	0	0	0	0	0	0	0	0	0	0	0	0	0	0	0	0
	AJ&K	0	0	0	2	0	0	0	0	0	0	0	0	0	0	0	0	2
	GB	0	0	0	0	0	0	0	0	0	0	0	0	0	0	0	0	0
	FATA	0	0	0	0	0	0	0	0	0	0	0	0	0	2	0	0	2
Pakistan Manpower	TOTAL	0	6	2	3	1	2	1	0	2	0	0	0	0	5	0	2	24
Institute Islamabad.	Islamabad	0	1	0	0	0	0	0	0	0	0	0	0	0	0	0	0	1
	Punjab	0	5	1	1	0	0	0	0	1	0	0	0	0	1	0	2	11
	Sindh R	0	0	0	0	1	0	0	0	0	0	0	0	0	1	0	0	2
	Sindh U	0	0	0	0	0	0	0	0	0	0	0	0	0	1	0	0	1
	KP	0	0	0	0	0	2	0	0	0	0	0	0	0	1	0	0	3
	Balochistan	0	0	0	1	0	0	0	1	0	0	0	0	0	1	0	0	3
	AJ&K	0	0	1	1	0	0	1	0	0	0	0	0	0	0	0	0	3
	GB	0	0	0	0	0	0	0	0	0	0	0	0	0	0	0	0	0
	FATA	0	0	0	0	0	0	0	0	0	0	0	0	0	0	0	0	0
Pakistan National	TOTAL	7	0	0	3	0	0	2	0	2	0	0	0	0	1	0	5	20
Commission for UNESCO Islamabad.	Islamabad	1	0	0	0	0	0	0	0	0	0	0	0	0	0	0	0	1
	Punjab	5	0	0	3	0	0	1	0	2	0	0	0	0	1	0	3	15
	Sindh R	0	0	0	0	0	0	1	0	0	0	0	0	0	0	0	1	2
	Sindh U	0	0	0	0	0	0	0	0	0	0	0	0	0	0	0	0	0
	KP	0	0	0	0	0	0	0	0	0	0	0	0	0	0	0	1	1
	Balochistan	0	0	0	0	0	0	0	0	0	0	0	0	0	0	0	0	0
	AJ&K	1	0	0	0	0	0	0	0	0	0	0	0	0	0	0	0	1
	GB	0	0	0	0	0	0	0	0	0	0	0	0	0	0	0	0	0
	FATA	0	0	0	0	0	0	0	0	0	0	0	0	0	0	0	0	0

TABLE-24
DOMICILE WISE ACTUAL STRENGTH OF EMPLOYEES BY BASIC SCALE AND DIVISION / ATTACHED
DEPARTMENTS / SUBORDINATE OFFICES

DIVISION/OFFICE	DOMICILE	BASIC SCALE 1 to 16																TOTAL
		1	2	3	4	5	6	7	8	9	10	11	12	13	14	15	16	
12 Finance Division	G. TOTAL	933	1228	1159	469	316	166	216	19	161	2	1411	20	1	1000	15	5813	12929
Main, Islamabad.	TOTAL	325	51	0	82	0	0	64	0	56	1	0	6	0	282	6	114	987
	Islamabad	325	51	0	10	0	0	7	0	0	0	0	0	0	19	1	5	418
	Punjab	0	0	0	40	0	0	36	0	28	1	0	4	0	156	3	78	346
	Sindh R	0	0	0	10	0	0	7	0	7	0	0	1	0	25	0	8	58
	Sindh U	0	0	0	9	0	0	5	0	4	0	0	0	0	20	0	2	40
	KP	0	0	0	3	0	0	6	0	10	0	0	1	0	33	1	12	66
	Balochistan	0	0	0	4	0	0	1	0	1	0	0	0	0	10	0	4	20
	AJ&K	0	0	0	3	0	0	1	0	3	0	0	0	0	7	0	1	15
	GB	0	0	0	0	0	0	1	0	2	0	0	0	0	12	1	4	20
	FATA	0	0	0	3	0	0	0	0	1	0	0	0	0	0	0	0	4
Finance (Military),	TOTAL	82	15	0	9	0	0	27	0	14	0	0	0	0	71	2	36	256
Rawalpindi.	Islamabad	0	0	0	0	0	0	0	0	1	0	0	0	0	1	0	0	2
	Punjab	67	10	0	6	0	0	18	0	10	0	0	0	0	48	2	24	185
	Sindh R	0	0	0	0	0	0	2	0	0	0	0	0	0	3	0	3	8
	Sindh U	0	0	0	0	0	0	0	0	0	0	0	0	0	1	0	2	3
	KP	10	3	0	2	0	0	6	0	2	0	0	0	0	14	0	6	43
	Balochistan	0	0	0	0	0	0	1	0	0	0	0	0	0	1	0	0	2
	AJ&K	5	2	0	1	0	0	0	0	1	0	0	0	0	2	0	1	12
	GB	0	0	0	0	0	0	0	0	0	0	0	0	0	0	0	0	0
	FATA	0	0	0	0	0	0	0	0	0	0	0	0	0	1	0	0	1
Central Directorate of	TOTAL	0	0	952	31	12	1	45	0	21	0	729	0	0	501	3	211	2506
National Savings,	Islamabad	0	0	6	1	1	0	1	0	3	0	11	0	0	6	0	4	33
Islamabad.	Punjab	0	0	512	14	7	0	24	0	12	0	390	0	0	280	3	120	1362
	Sindh R	0	0	136	1	3	0	6	0	0	0	77	0	0	54	0	18	295
	Sindh U	0	0	73	2	0	1	10	0	4	0	107	0	0	63	0	23	283
	KP	0	0	153	11	0	0	1	0	2	0	107	0	0	69	0	33	376
	Balochistan	0	0	53	0	1	0	1	0	0	0	24	0	0	23	0	8	110
	AJ&K	0	0	12	1	0	0	0	0	0	0	4	0	0	4	0	4	25
	GB	0	0	2	1	0	0	0	0	0	0	3	0	0	1	0	1	8
	FATA	0	0	5	0	0	0	2	0	0	0	6	0	0	1	0	0	14
Controller General of	TOTAL	518	365	165	81	39	17	22	4	9	1	521	13	0	37	0	4322	6114
Accounts, HQ Islamabad.	Islamabad	99	1	0	0	0	0	0	0	0	0	11	0	0	2	0	38	151
	Punjab	356	48	126	64	22	15	16	4	6	0	276	11	0	16	0	2185	3145
	Sindh R	1	13	6	1	3	0	0	0	1	0	25	0	0	3	0	333	386
	Sindh U	30	83	11	2	7	0	1	0	2	1	46	0	0	7	0	477	667
	KP	17	153	19	10	6	2	5	0	0	0	101	1	0	5	0	928	1247
	Balochistan	0	60	2	2	1	0	0	0	0	0	50	1	0	3	0	280	399
	AJ&K	6	6	1	1	0	0	0	0	0	0	5	0	0	0	0	20	39
	GB	9	0	0	1	0	0	0	0	0	0	5	0	0	1	0	14	30
	FATA	0	1	0	0	0	0	0	0	0	0	2	0	0	0	0	47	50

TABLE-24
DOMICILE WISE ACTUAL STRENGTH OF EMPLOYEES BY BASIC SCALE AND DIVISION / ATTACHED
DEPARTMENTS / SUBORDINATE OFFICES

DIVISION/OFFICE	DOMICILE	BASIC SCALE 1 to 16																TOTAL
		1	2	3	4	5	6	7	8	9	10	11	12	13	14	15	16	
Federal Treasury Office,	TOTAL	5	6	0	2	0	0	0	0	0	0	6	0	0	0	0	31	50
Islamabad.	Islamabad	1	0	0	0	0	0	0	0	0	0	2	0	0	0	0	5	8
	Punjab	2	6	0	2	0	0	0	0	0	0	1	0	0	0	0	21	32
	Sindh R	1	0	0	0	0	0	0	0	0	0	1	0	0	0	0	2	4
	Sindh U	0	0	0	0	0	0	0	0	0	0	0	0	0	0	0	0	0
	KP	0	0	0	0	0	0	0	0	0	0	2	0	0	0	0	2	4
	Balochistan	0	0	0	0	0	0	0	0	0	0	0	0	0	0	0	0	0
	AJ&K	1	0	0	0	0	0	0	0	0	0	0	0	0	0	0	1	2
	GB	0	0	0	0	0	0	0	0	0	0	0	0	0	0	0	0	0
	FATA	0	0	0	0	0	0	0	0	0	0	0	0	0	0	0	0	0
Office of the Auditor	TOTAL	0	743	37	217	0	0	5	0	0	0	130	0	0	104	0	1096	2332
General of Pakistan, HQ,	Islamabad	0	19	1	4	0	0	0	0	0	0	6	0	0	0	0	3	33
Islamabad.	Punjab	0	458	26	80	0	0	5	0	0	0	66	0	0	47	0	612	1294
	Sindh R	0	17	0	12	0	0	0	0	0	0	11	0	0	13	0	96	149
	Sindh U	0	59	4	60	0	0	0	0	0	0	10	0	0	7	0	177	317
	KP	0	107	3	41	0	0	0	0	0	0	16	0	0	22	0	128	317
	Balochistan	0	58	1	16	0	0	0	0	0	0	8	0	0	12	0	56	151
	AJ&K	0	22	2	4	0	0	0	0	0	0	1	0	0	1	0	8	38
	GB	0	1	0	0	0	0	0	0	0	0	11	0	0	0	0	7	19
	FATA	0	2	0	0	0	0	0	0	0	0	1	0	0	2	0	9	14
Pakistan Mint, Lahore.	TOTAL	3	48	5	47	265	148	53	15	61	0	25	1	1	5	4	3	684
	Islamabad	0	0	0	0	0	0	0	0	0	0	0	0	0	0	0	0	0
	Punjab	3	48	5	38	240	141	37	12	48	0	22	1	1	4	2	2	604
	Sindh R	0	0	0	0	0	0	4	0	0	0	0	0	0	0	1	0	5
	Sindh U	0	0	0	0	0	0	0	0	0	0	0	0	0	0	0	0	0
	KP	0	0	0	9	25	7	12	3	12	0	3	0	0	1	0	1	73
	Balochistan	0	0	0	0	0	0	0	0	0	0	0	0	0	0	1	0	1
	AJ&K	0	0	0	0	0	0	0	0	1	0	0	0	0	0	0	0	1
	GB	0	0	0	0	0	0	0	0	0	0	0	0	0	0	0	0	0
	FATA	0	0	0	0	0	0	0	0	0	0	0	0	0	0	0	0	0
13 Foreign Affairs	TOTAL	413	15	49	141	7	0	179	0	92	0	1	1	0	489	87	225	1699
Division	Islamabad	0	0	0	0	0	0	0	0	0	0	0	0	0	0	0	0	0
Main, Islamabad.	Punjab	290	12	33	76	6	0	100	0	59	0	1	1	0	261	50	127	1016
(including Mission	Sindh R	7	0	2	12	0	0	17	0	8	0	0	0	0	61	10	28	145
abroad)	Sindh U	3	0	2	12	0	0	13	0	5	0	0	0	0	37	7	16	95
	KP	76	1	6	21	1	0	25	0	11	0	0	0	0	70	9	32	252
	Balochistan	1	0	0	8	0	0	12	0	4	0	0	0	0	28	5	9	67
	AJ&K	32	2	5	7	0	0	5	0	1	0	0	0	0	12	1	4	69
	GB	0	0	0	0	0	0	0	0	0	0	0	0	0	0	0	0	0
	FATA	4	0	1	5	0	0	7	0	4	0	0	0	0	20	5	9	55

TABLE-24
DOMICILE WISE ACTUAL STRENGTH OF EMPLOYEES BY BASIC SCALE AND DIVISION / ATTACHED
DEPARTMENTS / SUBORDINATE OFFICES

DIVISION/OFFICE	DOMICILE	BASIC SCALE 1 to 16																
		1	2	3	4	5	6	7	8	9	10	11	12	13	14	15	16	TOTAL
14 Housing & Works	G. TOTAL	82	777	76	38	516	1	749	23	123	1	487	2	0	167	4	127	3173
Division	TOTAL	35	6	0	9	0	0	24	0	9	0	0	0	0	40	4	15	142
Main, Islamabad.	Islamabad	0	0	0	0	0	0	0	0	0	0	0	0	0	0	0	0	0
	Punjab	21	3	0	7	0	0	14	0	5	0	0	0	0	22	3	12	87
	Sindh R	0	0	0	0	0	0	2	0	1	0	0	0	0	3	0	1	7
	Sindh U	0	1	0	0	0	0	2	0	1	0	0	0	0	3	0	1	8
	KP	11	2	0	2	0	0	4	0	2	0	0	0	0	9	1	1	32
	Balochistan	0	0	0	0	0	0	0	0	0	0	0	0	0	1	0	0	1
	AJ&K	3	0	0	0	0	0	1	0	0	0	0	0	0	0	0	0	4
	GB	0	0	0	0	0	0	1	0	0	0	0	0	0	2	0	0	3
	FATA	0	0	0	0	0	0	0	0	0	0	0	0	0	0	0	0	0
Estate Office, Islamabad.	TOTAL	45	0	5	11	0	0	72	0	14	0	13	2	0	37	0	15	214
	Islamabad	5	0	0	0	0	0	1	0	0	0	0	0	0	0	0	0	6
	Punjab	15	0	3	6	0	0	29	0	3	0	2	0	0	17	0	6	81
	Sindh R	0	0	0	0	0	0	2	0	3	0	1	0	0	3	0	3	12
	Sindh U	18	0	1	2	0	0	17	0	4	0	5	0	0	8	0	1	56
	KP	4	0	1	2	0	0	13	0	3	0	5	2	0	8	0	5	43
	Balochistan	1	0	0	1	0	0	5	0	1	0	0	0	0	1	0	0	9
	AJ&K	2	0	0	0	0	0	2	0	0	0	0	0	0	0	0	0	4
	GB	0	0	0	0	0	0	1	0	0	0	0	0	0	0	0	0	1
	FATA	0	0	0	0	0	0	2	0	0	0	0	0	0	0	0	0	2
National Housing	TOTAL	2	2	7	2	3	1	5	0	0	0	0	0	0	4	0	4	30
Authority, Islamabad.	Islamabad	0	0	0	1	1	0	2	0	0	0	0	0	0	0	0	0	4
	Punjab	2	1	3	1	1	1	1	0	0	0	0	0	0	3	0	4	17
	Sindh R	0	1	0	0	0	0	0	0	0	0	0	0	0	1	0	0	2
	Sindh U	0	0	0	0	0	0	0	0	0	0	0	0	0	0	0	0	0
	KP	0	0	3	0	1	0	2	0	0	0	0	0	0	0	0	0	6
	Balochistan	0	0	0	0	0	0	0	0	0	0	0	0	0	0	0	0	0
	AJ&K	0	0	0	0	0	0	0	0	0	0	0	0	0	0	0	0	0
	GB	0	0	0	0	0	0	0	0	0	0	0	0	0	0	0	0	0
	FATA	0	0	1	0	0	0	0	0	0	0	0	0	0	0	0	0	1
Pakistan Public Works	TOTAL	0	769	64	16	513	0	648	23	100	1	474	0	0	86	0	93	2787
Department, HQ,	Islamabad	0	0	0	0	0	0	0	0	0	0	0	0	0	0	0	0	0
Islamabad.	Punjab	0	270	27	10	310	0	301	11	47	0	229	0	0	44	0	48	1297
	Sindh R	0	113	1	1	38	0	58	10	25	0	45	0	0	9	0	17	317
	Sindh U	0	65	12	2	12	0	115	0	7	0	56	0	0	8	0	6	283
	KP	0	184	13	1	38	0	111	2	13	0	80	0	0	16	0	13	471
	Balochistan	0	134	9	2	63	0	55	0	7	1	33	0	0	8	0	6	318
	AJ&K	0	2	2	0	23	0	6	0	0	0	8	0	0	1	0	0	42
	GB	0	0	0	0	0	0	0	0	0	0	2	0	0	0	0	0	2
	FATA	0	1	0	0	29	0	2	0	1	0	21	0	0	0	0	3	57

TABLE-24
DOMICILE WISE ACTUAL STRENGTH OF EMPLOYEES BY BASIC SCALE AND DIVISION / ATTACHED
DEPARTMENTS / SUBORDINATE OFFICES

DIVISION/OFFICE	DOMICILE	BASIC SCALE 1 to 16																TOTAL
		1	2	3	4	5	6	7	8	9	10	11	12	13	14	15	16	
15 Industries & Production	G. TOTAL	74	25	6	2	19	0	20	3	12	0	0	2	0	103	1	37	304
Division	TOTAL	72	11	0	2	14	0	8	0	5	0	0	2	0	91	1	31	237
Main, Islamabad.	Islamabad	13	0	0	0	0	0	2	0	0	0	0	0	0	6	0	2	23
	Punjab	36	6	0	2	9	0	3	0	4	0	0	2	0	52	1	16	131
	Sindh R	1	0	0	0	0	0	1	0	0	0	0	0	0	9	0	4	15
	Sindh U	0	0	0	0	0	0	0	0	0	0	0	0	0	3	0	3	6
	KP	14	1	0	0	4	0	2	0	1	0	0	0	0	11	0	2	35
	Balochistan	1	0	0	0	1	0	0	0	0	0	0	0	0	7	0	2	11
	AJ&K	6	4	0	0	0	0	0	0	0	0	0	0	0	2	0	2	14
	GB	0	0	0	0	0	0	0	0	0	0	0	0	0	1	0	0	1
	FATA	1	0	0	0	0	0	0	0	0	0	0	0	0	0	0	0	1
Department of	TOTAL	2	14	6	0	5	0	12	3	7	0	0	0	0	12	0	6	67
Explosives HQ,	Islamabad	0	0	0	0	0	0	0	0	0	0	0	0	0	2	0	0	2
Rawalpindi.	Punjab	2	4	3	0	3	0	5	1	5	0	0	0	0	4	0	3	30
	Sindh R	0	1	0	0	1	0	2	0	0	0	0	0	0	1	0	2	7
	Sindh U	0	2	0	0	0	0	1	0	2	0	0	0	0	0	0	1	6
	KP	0	3	2	0	0	0	3	1	0	0	0	0	0	4	0	0	13
	Balochistan	0	2	0	0	1	0	1	1	0	0	0	0	0	1	0	0	6
	AJ&K	0	2	1	0	0	0	0	0	0	0	0	0	0	0	0	0	3
	GB	0	0	0	0	0	0	0	0	0	0	0	0	0	0	0	0	0
	FATA	0	0	0	0	0	0	0	0	0	0	0	0	0	0	0	0	0
16 Information Broadcasting	G. TOTAL	128	436	72	35	184	5	167	3	121	31	32	5	41	290	24	220	1794
and National Heritage	TOTAL	5	192	13	6	38	1	18	0	16	0	4	0	0	103	3	52	451
Division	Islamabad	2	31	2	1	3	0	2	0	0	0	0	0	0	2	0	1	44
Main, Islamabad.	Punjab	3	77	9	1	24	1	9	0	11	0	2	0	0	62	0	33	232
	Sindh R	0	12	0	1	1	0	1	0	1	0	1	0	0	7	0	2	26
	Sindh U	0	0	0	0	0	0	1	0	0	0	0	0	0	10	0	4	15
	KP	0	43	2	2	5	0	4	0	2	0	1	0	0	16	3	9	87
	Balochistan	0	0	0	0	0	0	0	0	1	0	0	0	0	1	0	1	3
	AJ&K	0	29	0	1	5	0	1	0	1	0	0	0	0	3	0	1	41
	GB	0	0	0	0	0	0	0	0	0	0	0	0	0	1	0	0	1
	FATA	0	0	0	0	0	0	0	0	0	0	0	0	0	1	0	1	2
Central Board of Film	TOTAL	1	7	0	1	2	0	5	0	3	0	0	0	0	3	0	5	27
Censors Islamabad.	Islamabad	1	2	0	0	0	0	1	0	1	0	0	0	0	1	0	2	8
	Punjab	0	3	0	1	1	0	1	0	1	0	0	0	0	0	0	2	9
	Sindh R	0	0	0	0	0	0	0	0	0	0	0	0	0	0	0	0	0
	Sindh U	0	0	0	0	0	0	1	0	0	0	0	0	0	0	0	0	1
	KP	0	2	0	0	0	0	2	0	1	0	0	0	0	2	0	0	7
	Balochistan	0	0	0	0	0	0	0	0	0	0	0	0	0	0	0	1	1
	AJ&K	0	0	0	0	1	0	0	0	0	0	0	0	0	0	0	0	1
	GB	0	0	0	0	0	0	0	0	0	0	0	0	0	0	0	0	0
	FATA	0	0	0	0	0	0	0	0	0	0	0	0	0	0	0	0	0

TABLE-24
DOMICILE WISE ACTUAL STRENGTH OF EMPLOYEES BY BASIC SCALE AND DIVISION / ATTACHED
DEPARTMENTS / SUBORDINATE OFFICES

DIVISION/OFFICE	DOMICILE	BASIC SCALE 1 to 16																TOTAL
		1	2	3	4	5	6	7	8	9	10	11	12	13	14	15	16	
Department of	TOTAL	1	20	5	2	0	0	10	1	3	1	2	0	1	9	1	5	61
Archaeology &	Islamabad	0	4	0	1	0	0	0	0	0	0	0	0	0	1	0	0	6
Museums Islamabad.	Punjab	1	9	1	1	0	0	7	1	2	1	0	0	0	4	1	2	30
	Sindh R	0	0	0	0	0	0	0	0	1	0	0	0	0	1	0	0	2
	Sindh U	0	2	0	0	0	0	3	0	0	0	0	0	0	1	0	0	6
	KP	0	3	3	0	0	0	0	0	0	0	0	0	1	2	0	1	10
	Balochistan	0	0	0	0	0	0	0	0	0	2	0	0	0	0	0	0	2
	AJ&K	0	1	1	0	0	0	0	0	0	0	0	0	0	0	0	1	3
	GB	0	0	0	0	0	0	0	0	0	0	0	0	0	0	0	0	0
	FATA	0	1	0	0	0	0	0	0	0	0	0	0	0	0	0	1	2
Directorate of Electronic	TOTAL	20	49	12	4	24	0	40	0	32	27	6	0	6	41	7	29	297
Media and Publications	Islamabad	0	3	1	0	1	0	7	0	2	0	0	0	1	5	1	2	23
Islamabad.	Punjab	16	20	8	3	11	0	13	0	16	6	3	0	1	23	3	14	137
	Sindh R	0	4	0	0	2	0	2	0	2	2	0	0	0	1	0	1	14
	Sindh U	0	9	2	0	4	0	6	0	8	11	0	0	1	6	0	5	52
	KP	1	8	0	0	2	0	8	0	2	5	1	0	2	5	1	4	39
	Balochistan	0	2	0	0	0	0	2	0	0	1	2	0	0	1	0	2	10
	AJ&K	2	3	1	1	4	0	2	0	1	1	0	0	0	0	2	1	18
	GB	1	0	0	0	0	0	0	0	1	0	0	0	0	0	0	0	2
	FATA	0	0	0	0	0	0	0	0	0	1	0	0	1	0	0	0	2
Federal Land	TOTAL	27	2	0	8	1	0	4	0	3	0	0	0	0	11	0	16	72
Commission Islamabad.	Islamabad	0	0	0	0	0	0	0	0	0	0	0	0	0	0	0	0	0
	Punjab	14	2	0	3	1	0	2	0	1	0	0	0	0	4	0	9	36
	Sindh R	3	0	0	3	0	0	2	0	1	0	0	0	0	0	0	3	12
	Sindh U	1	0	0	0	0	0	0	0	0	0	0	0	0	1	0	0	2
	KP	4	0	0	2	0	0	0	0	1	0	0	0	0	3	0	3	13
	Balochistan	2	0	0	0	0	0	0	0	0	0	0	0	0	3	0	0	5
	AJ&K	2	0	0	0	0	0	0	0	0	0	0	0	0	0	0	1	3
	GB	1	0	0	0	0	0	0	0	0	0	0	0	0	0	0	0	1
	FATA	0	0	0	0	0	0	0	0	0	0	0	0	0	0	0	0	0
Implementation Tribunal	TOTAL	5	4	0	0	1	0	2	0	2	0	0	0	0	2	0	2	18
For Newspaper	Islamabad	0	2	0	0	0	0	1	0	1	0	0	0	0	0	0	1	5
Employees	Punjab	1	0	0	0	1	0	1	0	0	0	0	0	0	2	0	0	5
Islamabad.	Sindh R	0	0	0	0	0	0	0	0	0	0	0	0	0	0	0	0	0
	Sindh U	0	0	0	0	0	0	0	0	0	0	0	0	0	0	0	0	0
	KP	4	2	0	0	0	0	0	0	1	0	0	0	0	0	0	1	8
	Balochistan	0	0	0	0	0	0	0	0	0	0	0	0	0	0	0	0	0
	AJ&K	0	0	0	0	0	0	0	0	0	0	0	0	0	0	0	0	0
	GB	0	0	0	0	0	0	0	0	0	0	0	0	0	0	0	0	0
	FATA	0	0	0	0	0	0	0	0	0	0	0	0	0	0	0	0	0

TABLE-24
DOMICILE WISE ACTUAL STRENGTH OF EMPLOYEES BY BASIC SCALE AND DIVISION / ATTACHED
DEPARTMENTS / SUBORDINATE OFFICES

DIVISION/OFFICE	DOMICILE	BASIC SCALE 1 to 16																TOTAL
		1	2	3	4	5	6	7	8	9	10	11	12	13	14	15	16	
Information Service	TOTAL	9	1	5	0	4	0	2	0	1	0	0	0	0	5	0	2	29
Academy, Islamabad.	Islamabad	1	0	0	0	0	0	1	0	0	0	0	0	0	0	0	1	3
	Punjab	3	0	4	0	1	0	1	0	1	0	0	0	0	3	0	0	13
	Sindh R	1	0	0	0	0	0	0	0	0	0	0	0	0	1	0	0	2
	Sindh U	0	0	0	0	0	0	0	0	0	0	0	0	0	0	0	0	0
	KP	3	1	1	0	3	0	0	0	0	0	0	0	0	1	0	1	10
	Balochistan	0	0	0	0	0	0	0	0	0	0	0	0	0	0	0	0	0
	AJ&K	1	0	0	0	0	0	0	0	0	0	0	0	0	0	0	0	1
	GB	0	0	0	0	0	0	0	0	0	0	0	0	0	0	0	0	0
	FATA	0	0	0	0	0	0	0	0	0	0	0	0	0	0	0	0	0
National Language	TOTAL	20	0	5	0	0	0	10	0	9	0	5	0	0	10	3	15	77
Promotion	Islamabad	3	0	0	0	0	0	0	0	0	0	0	0	0	0	0	0	3
Department Islamabad.	Punjab	11	0	0	0	0	0	8	0	6	0	3	0	0	7	2	10	47
	Sindh R	1	0	0	0	0	0	2	0	1	0	0	0	0	0	1	2	7
	Sindh U	0	0	0	0	0	0	0	0	0	0	0	0	0	2	0	0	2
	KP	2	0	4	0	0	0	0	0	1	0	2	0	0	1	0	2	12
	Balochistan	0	0	0	0	0	0	0	0	1	0	0	0	0	0	0	0	1
	AJ&K	3	0	1	0	0	0	0	0	0	0	0	0	0	0	0	1	5
	GB	0	0	0	0	0	0	0	0	0	0	0	0	0	0	0	0	0
	FATA	0	0	0	0	0	0	0	0	0	0	0	0	0	0	0	0	0
	Press Information	TOTAL	38	139	31	13	111	3	74	2	50	1	12	0	28	94	10	83
Department, Islamabad.	Islamabad	18	65	2	0	10	0	4	2	0	0	5	0	1	5	0	1	113
	Punjab	8	42	18	5	40	0	48	0	30	0	2	0	13	58	7	49	320
	Sindh R	0	1	2	2	20	0	7	0	5	0	1	0	2	2	0	7	49
	Sindh U	2	7	5	1	9	0	0	0	5	0	0	0	3	3	1	7	43
	KP	0	7	3	2	14	2	10	0	5	1	3	0	4	15	2	8	76
	Balochistan	0	1	0	1	11	1	2	0	3	0	1	0	2	6	0	3	31
	AJ&K	10	12	0	1	3	0	3	0	0	0	0	0	1	3	0	3	36
	GB	0	1	1	1	2	0	0	0	1	0	0	0	2	2	0	2	12
	FATA	0	3	0	0	2	0	0	0	1	0	0	0	0	0	0	3	9
Office of the Press	TOTAL	0	0	0	0	0	0	0	0	0	0	0	0	0	0	0	0	0
Registrar, Islamabad.	Islamabad	0	0	0	0	0	0	0	0	0	0	0	0	0	0	0	0	0
	Punjab	0	0	0	0	0	0	0	0	0	0	0	0	0	0	0	0	0
	Sindh R	0	0	0	0	0	0	0	0	0	0	0	0	0	0	0	0	0
	Sindh U	0	0	0	0	0	0	0	0	0	0	0	0	0	0	0	0	0
	KP	0	0	0	0	0	0	0	0	0	0	0	0	0	0	0	0	0
	Balochistan	0	0	0	0	0	0	0	0	0	0	0	0	0	0	0	0	0
	AJ&K	0	0	0	0	0	0	0	0	0	0	0	0	0	0	0	0	0
	GB	0	0	0	0	0	0	0	0	0	0	0	0	0	0	0	0	0
	FATA	0	0	0	0	0	0	0	0	0	0	0	0	0	0	0	0	0

TABLE-24
DOMICILE WISE ACTUAL STRENGTH OF EMPLOYEES BY BASIC SCALE AND DIVISION / ATTACHED
DEPARTMENTS / SUBORDINATE OFFICES

DIVISION/OFFICE	DOMICILE	BASIC SCALE 1 to 16																TOTAL
		1	2	3	4	5	6	7	8	9	10	11	12	13	14	15	16	
Urdu Dictionary	TOTAL	2	6	0	0	0	0	1	0	1	0	2	2	6	3	0	7	30
Board Karachi.	Islamabad	0	0	0	0	0	0	0	0	0	0	0	0	0	0	0	0	0
	Punjab	0	0	0	0	0	0	0	0	0	0	0	0	0	1	0	1	2
	Sindh R	0	0	0	0	0	0	0	0	0	0	0	0	0	0	0	0	0
	Sindh U	2	6	0	0	0	0	0	0	1	0	2	2	6	2	0	6	27
	KP	0	0	0	0	0	0	0	0	0	0	0	0	0	0	0	0	0
	Balochistan	0	0	0	0	0	0	0	0	0	0	0	0	0	0	0	0	0
	AJ&K	0	0	0	0	0	0	1	0	0	0	0	0	0	0	0	0	1
	GB	0	0	0	0	0	0	0	0	0	0	0	0	0	0	0	0	0
	FATA	0	0	0	0	0	0	0	0	0	0	0	0	0	0	0	0	0
Urdu Science Board	TOTAL	0	16	1	1	3	1	1	0	1	2	1	3	0	9	0	4	43
Lahore	Islamabad	0	0	0	0	0	0	0	0	0	0	0	0	0	0	0	0	0
	Punjab	0	8	1	1	3	0	0	0	1	1	1	3	0	6	0	4	29
	Sindh R	0	0	0	0	0	0	0	0	0	0	0	0	0	0	0	0	0
	Sindh U	0	4	0	0	0	0	1	0	0	1	0	0	0	0	0	0	6
	KP	0	2	0	0	0	1	0	0	0	0	0	0	0	3	0	0	6
	Balochistan	0	2	0	0	0	0	0	0	0	0	0	0	0	0	0	0	2
	AJ&K	0	0	0	0	0	0	0	0	0	0	0	0	0	0	0	0	0
	GB	0	0	0	0	0	0	0	0	0	0	0	0	0	0	0	0	0
	FATA	0	0	0	0	0	0	0	0	0	0	0	0	0	0	0	0	0
17 Information Technology	G. TOTAL	28	17	1	15	3	0	5	0	4	0	0	0	0	16	0	27	116
and Telecommunications	TOTAL	28	10	0	15	1	0	5	0	4	0	0	0	0	11	0	23	97
Division	Islamabad	10	0	0	0	0	0	0	0	0	0	0	0	0	0	0	0	10
Main, Islamabad.	Punjab	11	8	0	8	1	0	4	0	2	0	0	0	0	8	0	14	56
	Sindh R	0	0	0	0	0	0	0	0	1	0	0	0	0	0	0	2	3
	Sindh U	0	0	0	0	0	0	0	0	0	0	0	0	0	1	0	1	2
	KP	6	1	0	3	0	0	1	0	1	0	0	0	0	1	0	4	17
	Balochistan	0	0	0	1	0	0	0	0	0	0	0	0	0	0	0	0	1
	AJ&K	1	1	0	2	0	0	0	0	0	0	0	0	0	0	0	0	4
	GB	0	0	0	0	0	0	0	0	0	0	0	0	0	0	0	1	1
	FATA	0	0	0	1	0	0	0	0	0	0	0	0	0	1	0	1	3
National Information	TOTAL	0	7	1	0	2	0	0	0	0	0	0	0	0	5	0	4	19
Technology Board , Islamabad.	Islamabad	0	0	0	0	0	0	0	0	0	0	0	0	0	0	0	0	0
	Punjab	0	6	0	0	1	0	0	0	0	0	0	0	0	4	0	4	15
	Sindh R	0	0	0	0	0	0	0	0	0	0	0	0	0	0	0	0	0
	Sindh U	0	0	0	0	0	0	0	0	0	0	0	0	0	0	0	0	0
	KP	0	1	0	0	1	0	0	0	0	0	0	0	0	1	0	0	3
	Balochistan	0	0	0	0	0	0	0	0	0	0	0	0	0	0	0	0	0
	AJ&K	0	0	0	0	0	0	0	0	0	0	0	0	0	0	0	0	0
	GB	0	0	1	0	0	0	0	0	0	0	0	0	0	0	0	0	1
	FATA	0	0	0	0	0	0	0	0	0	0	0	0	0	0	0	0	0

TABLE-24
DOMICILE WISE ACTUAL STRENGTH OF EMPLOYEES BY BASIC SCALE AND DIVISION / ATTACHED
DEPARTMENTS / SUBORDINATE OFFICES

DIVISION/OFFICE	DOMICILE	BASIC SCALE 1 to 16																TOTAL
		1	2	3	4	5	6	7	8	9	10	11	12	13	14	15	16	
18 Inter Provincial	G. TOTAL	15	59	15	14	17	2	37	0	18	0	0	1	0	53	3	29	263
Coordination Division,	TOTAL	15	46	14	13	15	1	25	0	7	0	0	1	0	46	2	22	207
Main, Islamabad.	Islamabad	5	22	4	3	5	0	5	0	0	0	0	0	0	8	0	5	57
	Punjab	6	18	6	5	4	1	10	0	4	0	0	1	0	18	0	10	83
	Sindh R	0	1	0	0	3	0	1	0	1	0	0	0	0	5	0	0	11
	Sindh U	0	0	0	0	0	0	2	0	0	0	0	0	0	1	1	2	6
	KP	3	4	3	4	2	0	6	0	2	0	0	0	0	12	1	4	41
	Balochistan	0	0	0	1	0	0	0	0	0	0	0	0	0	2	0	1	4
	AJ&K	1	1	1	0	1	0	1	0	0	0	0	0	0	0	0	0	5
	GB	0	0	0	0	0	0	0	0	0	0	0	0	0	0	0	0	0
	FATA	0	0	0	0	0	0	0	0	0	0	0	0	0	0	0	0	0
Inter Board Committee	TOTAL	0	13	1	1	2	1	12	0	11	0	0	0	0	7	1	7	56
of Chairman, Islamabad.	Islamabad	0	2	0	1	0	0	1	0	0	0	0	0	0	1	0	0	5
	Punjab	0	5	1	0	1	1	6	0	1	0	0	0	0	4	1	5	25
	Sindh R	0	1	0	0	0	0	2	0	0	0	0	0	0	0	0	0	3
	Sindh U	0	0	0	0	0	0	0	0	0	0	0	0	0	1	0	0	1
	KP	0	3	0	0	1	0	2	0	6	0	0	0	0	0	0	2	14
	Balochistan	0	1	0	0	0	0	1	0	2	0	0	0	0	1	0	0	5
	AJ&K	0	0	0	0	0	0	0	0	1	0	0	0	0	0	0	0	1
	GB	0	1	0	0	0	0	0	0	1	0	0	0	0	0	0	0	2
	FATA	0	0	0	0	0	0	0	0	0	0	0	0	0	0	0	0	0
19 Interior Division	G. TOTAL	1575	6700	2585	606	100017	25842	24005	8011	7825	191	3622	151	1270	3121	65	1596	187182
Main, Islamabad.	TOTAL	27	178	6	53	0	0	46	0	70	0	1	16	0	98	1	25	521
	Islamabad	0	0	0	0	0	0	0	0	0	0	0	0	0	0	0	1	1
	Punjab	23	178	4	33	0	0	30	0	44	0	1	9	0	64	1	21	408
	Sindh R	0	0	0	1	0	0	4	0	4	0	0	1	0	11	0	1	22
	Sindh U	0	0	0	3	0	0	1	0	1	0	0	1	0	3	0	0	9
	KP	1	0	1	9	0	0	9	0	15	0	0	2	0	12	0	2	51
	Balochistan	1	0	0	2	0	0	1	0	4	0	0	2	0	4	0	0	14
	AJ&K	2	0	1	4	0	0	0	0	2	0	0	1	0	2	0	0	12
	GB	0	0	0	0	0	0	0	0	0	0	0	0	0	0	0	0	0
	FATA	0	0	0	1	0	0	1	0	0	0	0	0	0	2	0	0	4
Directorate General of	TOTAL	15	53	13	11	27	11	37	0	24	7	5	0	0	33	0	32	268
Civil Defence,	Islamabad	4	8	0	1	5	0	3	0	3	0	0	0	0	0	0	1	25
Islamabad, Lahore,	Punjab	10	25	8	4	7	8	13	0	12	5	2	0	0	18	0	15	127
Karachi, Peshawar,	Sindh R	0	4	1	1	1	0	2	0	1	1	0	0	0	5	0	1	17
Quetta, Aj& K,	Sindh U	0	3	1	1	1	0	7	0	1	0	0	0	0	0	0	5	19
Muzaffarabad.	KP	0	6	3	2	6	2	6	0	5	1	2	0	0	5	0	8	46
	Balochistan	0	5	0	1	3	1	4	0	1	0	1	0	0	3	0	1	20
	AJ&K	1	2	0	0	4	0	2	0	1	0	0	0	0	2	0	0	12
	GB	0	0	0	1	0	0	0	0	0	0	0	0	0	0	0	1	2
	FATA	0	0	0	0	0	0	0	0	0	0	0	0	0	0	0	0	0

TABLE-24
DOMICILE WISE ACTUAL STRENGTH OF EMPLOYEES BY BASIC SCALE AND DIVISION / ATTACHED
DEPARTMENTS / SUBORDINATE OFFICES

DIVISION/OFFICE	DOMICILE	BASIC SCALE 1 to 16																
		1	2	3	4	5	6	7	8	9	10	11	12	13	14	15	16	TOTAL
Directorate General of	TOTAL	147	31	0	19	0	0	137	0	105	34	133	6	0	34	2	38	686
Immigration and	Islamabad	9	0	0	1	0	0	1	0	4	0	0	0	0	0	0	0	15
Passports, HQ	Punjab	62	14	0	9	0	0	64	0	39	15	61	3	0	19	0	24	310
Islamabad.	Sindh R	8	0	0	0	0	0	11	0	17	3	20	0	0	2	1	1	63
	Sindh U	33	8	0	4	0	0	31	0	24	3	14	1	0	5	1	2	126
	KP	22	4	0	5	0	0	16	0	15	8	26	2	0	4	0	4	106
	Balochistan	7	2	0	0	0	0	8	0	3	2	6	0	0	2	0	2	32
	AJ&K	6	2	0	0	0	0	2	0	2	1	2	0	0	2	0	2	19
	GB	0	0	0	0	0	0	0	0	0	0	0	0	0	0	0	1	1
	FATA	0	1	0	0	0	0	4	0	1	2	4	0	0	0	0	2	14
Federal Investigation	TOTAL	0	260	16	17	1090	0	510	0	472	3	4	33	0	494	0	276	3175
Agency, HQ, Islamabad.	Islamabad	0	120	3	2	280	0	92	0	79	0	0	3	0	47	0	5	631
	Punjab	0	59	7	10	315	0	189	0	159	2	3	14	0	205	0	139	1102
	Sindh R	0	18	0	1	99	0	49	0	66	0	1	2	0	60	0	28	324
	Sindh U	0	31	4	1	156	0	77	0	100	0	0	2	0	78	0	25	474
	KP	0	15	1	2	116	0	47	0	39	1	0	6	0	56	0	37	320
	Balochistan	0	17	0	1	124	0	46	0	26	0	0	6	0	42	0	20	282
	AJ&K	0	0	1	0	0	0	3	0	1	0	0	0	0	2	0	9	16
	GB	0	0	0	0	0	0	3	0	1	0	0	0	0	3	0	10	17
	FATA	0	0	0	0	0	0	4	0	1	0	0	0	0	1	0	3	9
Islamabad Capital	TOTAL	157	128	10	30	6515	39	1486	41	1095	1	20	94	1	549	16	190	10372
Territory	Islamabad	51	46	1	4	304	2	78	2	37	0	1	23	0	13	2	5	569
Administration,	Punjab	91	67	9	16	4212	23	970	23	816	0	13	33	0	441	9	157	6880
Islamabad.	Sindh R	0	0	0	1	122	2	21	2	19	0	1	6	0	8	3	5	190
	Sindh U	0	1	0	1	152	1	14	1	16	0	1	3	1	3	0	1	195
	KP	10	12	0	4	1400	10	360	10	149	1	4	13	0	72	1	17	2063
	Balochistan	1	0	0	2	60	1	6	1	23	0	0	4	0	1	0	3	102
	AJ&K	3	1	0	2	142	0	24	0	24	0	0	9	0	9	1	1	216
	GB	1	1	0	0	18	0	2	0	8	0	0	2	0	1	0	1	34
	FATA	0	0	0	0	105	0	11	2	3	0	0	1	0	1	0	0	123
National Academy for	TOTAL	12	1	0	0	8	0	9	0	1	0	1	1	0	2	0	2	37
Prisons Administration,	Islamabad	0	0	0	0	0	0	0	0	0	0	0	0	0	0	0	0	0
Lahore.	Punjab	10	1	0	0	6	0	8	0	1	0	1	1	0	2	0	2	32
	Sindh R	0	0	0	0	0	0	0	0	0	0	0	0	0	0	0	0	0
	Sindh U	0	0	0	0	0	0	0	0	0	0	0	0	0	0	0	0	0
	KP	2	0	0	0	2	0	1	0	0	0	0	0	0	0	0	0	5
	Balochistan	0	0	0	0	0	0	0	0	0	0	0	0	0	0	0	0	0
	AJ&K	0	0	0	0	0	0	0	0	0	0	0	0	0	0	0	0	0
	GB	0	0	0	0	0	0	0	0	0	0	0	0	0	0	0	0	0
	FATA	0	0	0	0	0	0	0	0	0	0	0	0	0	0	0	0	0

TABLE-24
DOMICILE WISE ACTUAL STRENGTH OF EMPLOYEES BY BASIC SCALE AND DIVISION / ATTACHED
DEPARTMENTS / SUBORDINATE OFFICES

DIVISION/OFFICE	DOMICILE	BASIC SCALE 1 to 16																
		1	2	3	4	5	6	7	8	9	10	11	12	13	14	15	16	TOTAL
HQ Gilgit Baltistan Scouts	TOTAL	0	142	0	0	1204	383	340	71	43	0	161	0	18	42	16	6	2426
Gilgit.	Islamabad	0	0	0	0	0	0	0	0	0	0	0	0	0	1	0	0	1
	Punjab	0	8	0	0	0	0	0	0	7	0	87	0	0	22	7	0	131
	Sindh R	0	0	0	0	0	0	0	0	2	0	11	0	0	1	1	0	15
	Sindh U	0	0	0	0	0	0	0	0	0	0	3	0	0	1	1	0	5
	KP	0	0	0	0	0	0	0	0	1	0	20	0	0	6	3	0	30
	Balochistan	0	0	0	0	0	0	0	0	0	0	2	0	0	0	0	0	2
	AJ&K	0	0	0	0	0	0	0	0	0	0	4	0	0	4	3	0	11
	GB	0	134	0	0	1204	383	340	71	33	0	34	0	18	7	1	6	2231
	FATA	0	0	0	0	0	0	0	0	0	0	0	0	0	0	0	0	0
HQ Frontier	TOTAL	1017	0	0	0	16061	2045	1339	0	1201	0	458	0	0	165	1	33	22320
Constabulary KPK, Peshawar.	Islamabad	0	0	0	0	0	0	0	0	0	0	0	0	0	0	0	0	0
	Punjab	0	0	0	0	0	0	0	0	0	0	0	0	0	0	0	0	0
	Sindh R	0	0	0	0	0	0	0	0	0	0	0	0	0	0	0	0	0
	Sindh U	0	0	0	0	0	0	0	0	0	0	0	0	0	0	0	0	0
	KP	1012	0	0	0	12279	1605	1117	0	1201	0	348	0	0	127	1	33	17723
	Balochistan	0	0	0	0	0	0	0	0	0	0	0	0	0	0	0	0	0
	AJ&K	0	0	0	0	0	0	0	0	0	0	0	0	0	0	0	0	0
	GB	0	0	0	0	0	0	0	0	0	0	0	0	0	0	0	0	0
	FATA	5	0	0	0	3782	440	222	0	0	0	110	0	0	38	0	0	4597
HQ Frontier Corps	TOTAL	0	0	2540	15	24924	7644	8120	508	3235	74	1066	1	0	730	13	97	48967
Balochistan, Quetta.	Islamabad	0	0	0	0	4	0	0	0	1	0	0	0	0	0	0	0	5
	Punjab	0	0	2133	15	6582	2613	3451	193	1339	32	495	0	0	293	10	40	17196
	Sindh R	0	0	0	0	39	1	2	3	1	1	0	0	0	0	0	0	47
	Sindh U	0	0	0	0	13	3	2	1	0	0	0	0	0	0	0	0	19
	KP	0	0	323	0	14885	4275	4125	275	1678	38	503	1	0	378	2	50	26533
	Balochistan	0	0	78	0	3255	694	496	34	190	3	58	0	0	47	0	5	4860
	AJ&K	0	0	2	0	48	16	8	2	10	0	2	0	0	5	1	0	94
	GB	0	0	1	0	16	6	1	0	0	0	0	0	0	0	0	0	24
	FATA	0	0	3	0	82	36	35	0	16	0	8	0	0	7	0	2	189
HQ Pakistan Rangers	TOTAL	0	1198	0	0	11034	3039	2463	1186	588	0	211	0	551	0	0	357	20627
Punjab, Lahore.	Islamabad	0	1	0	0	5	0	0	0	0	0	0	0	0	0	0	0	6
	Punjab	0	1078	0	0	9538	2636	2299	1077	562	0	191	0	500	0	0	324	18205
	Sindh R	0	7	0	0	153	27	19	11	3	0	0	0	7	0	0	2	229
	Sindh U	0	0	0	0	39	6	2	1	1	0	0	0	3	0	0	0	52
	KP	0	84	0	0	1133	332	130	86	16	0	18	0	30	0	0	27	1856
	Balochistan	0	0	0	0	30	0	0	0	1	0	0	0	2	0	0	0	33
	AJ&K	0	19	0	0	74	37	13	7	3	0	2	0	7	0	0	3	165
	GB	0	6	0	0	41	0	0	3	2	0	0	0	1	0	0	1	54
	FATA	0	3	0	0	21	1	0	1	0	0	0	0	1	0	0	0	27

TABLE-24
DOMICILE WISE ACTUAL STRENGTH OF EMPLOYEES BY BASIC SCALE AND DIVISION / ATTACHED
DEPARTMENTS / SUBORDINATE OFFICES

DIVISION/OFFICE	DOMICILE	BASIC SCALE 1 to 16																
		1	2	3	4	5	6	7	8	9	10	11	12	13	14	15	16	TOTAL
HQ Pakistan Rangers	TOTAL	0	1338	0	0	12143	3807	2840	1709	431	0	282	0	700	0	0	413	23663
Sindh, Karachi.	Islamabad	0	0	0	0	0	1	0	0	1	0	0	0	0	0	0	0	2
	Punjab	0	794	0	0	4810	2874	2095	1100	250	0	216	0	484	0	0	272	12895
	Sindh R	0	195	0	0	2839	444	481	379	95	0	25	0	89	0	0	44	4591
	Sindh U	0	286	0	0	1421	128	105	60	16	0	12	0	43	0	0	31	2102
	KP	0	53	0	0	2255	307	117	132	58	0	24	0	60	0	0	47	3053
	Balochistan	0	1	0	0	302	1	3	11	5	0	1	0	10	0	0	4	338
	AJ&K	0	3	0	0	290	28	13	13	3	0	1	0	10	0	0	8	369
	GB	0	6	0	0	226	24	26	14	3	0	3	0	4	0	0	7	313
	FATA	0	0	0	0	0	0	0	0	0	0	0	0	0	0	0	0	0
Pakistan Coast Guards,	TOTAL	200	0	0	0	2009	553	573	168	199	0	117	0	0	88	1	19	3927
Karachi.	Islamabad	0	0	0	0	1	1	0	0	1	0	0	0	0	0	0	0	3
	Punjab	99	0	0	0	774	205	289	120	114	0	85	0	0	72	1	8	1767
	Sindh R	7	0	0	0	346	139	84	7	22	0	5	0	0	2	0	4	616
	Sindh U	85	0	0	0	283	52	52	9	17	0	9	0	0	5	0	2	514
	KP	7	0	0	0	403	100	112	22	36	0	17	0	0	6	0	4	707
	Balochistan	1	0	0	0	140	48	23	1	1	0	1	0	0	0	0	0	215
	AJ&K	0	0	0	0	18	5	8	8	4	0	0	0	0	2	0	0	45
	GB	1	0	0	0	26	1	2	1	1	0	0	0	0	1	0	0	33
	FATA	0	0	0	0	18	2	3	0	3	0	0	0	0	0	0	1	27
HQ Frontier Corps	TOTAL	0	3371	0	461	25002	8321	6105	4328	361	72	1163	0	0	886	15	108	50193
KPK, Peshawar.	Islamabad	0	0	0	0	0	0	0	0	0	0	0	0	0	0	0	0	0
	Punjab	0	739	0	0	0	0	2	0	8	2	0	0	0	1	2	3	757
	Sindh R	0	0	0	0	0	0	0	0	0	0	0	0	0	0	0	0	0
	Sindh U	0	0	0	0	0	0	0	0	0	0	0	0	0	0	0	0	0
	KP	0	2545	0	400	21139	7218	5293	3685	346	70	1051	0	0	825	13	102	42687
	Balochistan	0	0	0	0	0	0	0	0	0	0	0	0	0	0	0	0	0
	AJ&K	0	0	0	0	0	0	0	0	0	0	0	0	0	0	0	0	0
	GB	0	0	0	0	0	0	0	0	0	0	0	0	0	0	0	0	0
	FATA	0	87	0	61	3863	1103	810	643	7	0	112	0	0	60	0	3	6749
20 Kashmir Affairs &	G. TOTAL	893	5426	838	208	6106	638	2306	315	4308	88	361	217	0	1115	130	1343	24292
Gilgit Baltistan Division Main, Islamabad.	TOTAL	1	12	3	3	4	0	9	0	3	0	0	0	0	19	0	9	63
	Islamabad	0	4	0	0	0	0	0	0	0	0	0	0	0	0	0	0	4
	Punjab	1	7	2	1	2	0	6	0	2	0	0	0	0	7	0	5	33
	Sindh R	0	0	0	1	0	0	0	0	0	0	0	0	0	2	0	0	3
	Sindh U	0	0	0	0	0	0	0	0	0	0	0	0	0	2	0	2	4
	KP	0	0	0	1	1	0	3	0	1	0	0	0	0	6	0	2	14
	Balochistan	0	0	0	0	0	0	0	0	0	0	0	0	0	2	0	0	2
	AJ&K	0	1	1	0	1	0	0	0	0	0	0	0	0	0	0	0	3
	GB	0	0	0	0	0	0	0	0	0	0	0	0	0	0	0	0	0
FATA	0	0	0	0	0	0	0	0	0	0	0	0	0	0	0	0	0	

TABLE-24
DOMICILE WISE ACTUAL STRENGTH OF EMPLOYEES BY BASIC SCALE AND DIVISION / ATTACHED
DEPARTMENTS / SUBORDINATE OFFICES

DIVISION/OFFICE	DOMICILE	BASIC SCALE 1 to 16																	
		1	2	3	4	5	6	7	8	9	10	11	12	13	14	15	16	TOTAL	
Directorate of Health	TOTAL	0	3	4	1	0	0	1	1	1	1	0	0	0	2	0	0	14	
Services AK, Rawalpindi.	Islamabad	0	0	0	0	0	0	0	0	0	0	0	0	0	0	0	0	0	
	Punjab	0	2	0	0	0	0	1	0	0	0	0	0	0	1	0	0	4	
	Sindh R	0	0	2	0	0	0	0	0	0	0	0	0	0	0	0	0	2	
	Sindh U	0	0	0	0	0	0	0	0	0	0	0	0	0	0	0	0	0	
	KP	0	0	0	1	0	0	0	1	0	0	0	0	0	1	0	0	3	
	Balochistan	0	0	0	0	0	0	0	0	0	0	0	0	0	0	0	0	0	
	AJ&K	0	1	2	0	0	0	0	0	1	1	0	0	0	0	0	0	5	
	GB	0	0	0	0	0	0	0	0	0	0	0	0	0	0	0	0	0	
	FATA	0	0	0	0	0	0	0	0	0	0	0	0	0	0	0	0	0	
Jammu & Kashmir	TOTAL	0	3	1	0	0	0	2	0	1	0	0	0	0	1	0	1	9	
Refugees	Islamabad	0	0	0	0	0	0	0	0	0	0	0	0	0	0	0	1	1	
Rehabilitation	Punjab	0	2	1	0	0	0	2	0	1	0	0	0	0	1	0	0	7	
Organization, Islamabad.	Sindh R	0	0	0	0	0	0	0	0	0	0	0	0	0	0	0	0	0	
	Sindh U	0	0	0	0	0	0	0	0	0	0	0	0	0	0	0	0	0	
	KP	0	1	0	0	0	0	0	0	0	0	0	0	0	0	0	0	1	
	Balochistan	0	0	0	0	0	0	0	0	0	0	0	0	0	0	0	0	0	
	AJ&K	0	0	0	0	0	0	0	0	0	0	0	0	0	0	0	0	0	
	GB	0	0	0	0	0	0	0	0	0	0	0	0	0	0	0	0	0	
	FATA	0	0	0	0	0	0	0	0	0	0	0	0	0	0	0	0	0	
	Office of the Administrator J & K	TOTAL	25	5	0	4	12	0	4	0	3	8	1	4	0	3	0	3	72
	Islamabad	0	0	0	0	0	0	0	0	0	0	0	0	0	0	0	0	0	
State Property in Pakistan, Lahore.	Punjab	21	5	0	2	8	0	3	0	3	7	1	3	0	3	0	3	59	
	Sindh R	0	0	0	0	0	0	0	0	0	0	0	0	0	0	0	0	0	
	Sindh U	0	0	0	0	1	0	0	0	0	1	0	0	0	0	0	0	2	
	KP	3	0	0	1	2	0	1	0	0	0	0	1	0	0	0	0	8	
	Balochistan	0	0	0	0	0	0	0	0	0	0	0	0	0	0	0	0	0	
	AJ&K	1	0	0	1	1	0	0	0	0	0	0	0	0	0	0	0	3	
	GB	0	0	0	0	0	0	0	0	0	0	0	0	0	0	0	0	0	
	FATA	0	0	0	0	0	0	0	0	0	0	0	0	0	0	0	0	0	
	Office of the Chief Secretary, Gilgit Baltistan.	TOTAL	867	5403	830	200	6090	638	2290	314	4300	79	360	213	0	1090	130	1330	24134
Islamabad	0	0	0	0	0	0	0	0	0	0	0	0	0	0	0	0	6	6	
Punjab	Punjab	0	0	0	0	0	0	0	0	0	0	0	0	0	0	0	8	8	
	Sindh R	0	0	0	0	0	0	0	0	0	0	0	0	0	0	0	0	0	
	Sindh U	0	0	0	0	0	0	0	0	0	0	0	0	0	0	0	0	0	
	KP	0	0	0	0	0	0	0	0	0	0	0	0	0	0	0	4	4	
	Balochistan	0	0	0	0	0	0	0	0	0	0	0	0	0	0	0	0	0	
	AJ&K	0	0	0	0	0	0	0	0	0	0	0	0	0	0	0	0	0	
	GB	867	5403	830	200	6090	638	2290	314	4300	79	360	213	0	1090	130	1312	24116	
	FATA	0	0	0	0	0	0	0	0	0	0	0	0	0	0	0	0	0	

TABLE-24
DOMICILE WISE ACTUAL STRENGTH OF EMPLOYEES BY BASIC SCALE AND DIVISION / ATTACHED
DEPARTMENTS / SUBORDINATE OFFICES

DIVISION/OFFICE	DOMICILE	BASIC SCALE 1 to 16																
		1	2	3	4	5	6	7	8	9	10	11	12	13	14	15	16	TOTAL
21 Law, Justice and	G. TOTAL	310	639	148	152	116	17	406	25	240	20	77	15	0	211	21	232	2629
Human Rights Division	TOTAL	134	63	1	33	7	5	64	1	24	1	5	6	0	105	2	82	533
Main, Islamabad.	Islamabad	13	6	0	1	1	0	4	0	1	0	0	0	0	5	0	4	35
	Punjab	89	36	1	25	4	5	29	0	11	0	3	3	0	61	0	67	334
	Sindh R	1	2	0	1	1	0	5	1	0	0	0	1	0	8	0	4	24
	Sindh U	1	2	0	0	0	0	2	0	1	0	0	0	0	7	1	0	14
	KP	19	13	0	6	1	0	16	0	7	0	2	1	0	16	1	5	87
	Balochistan	1	2	0	0	0	0	2	0	2	0	0	0	0	2	0	1	10
	AJ&K	8	2	0	0	0	0	5	0	1	0	0	0	0	1	0	0	17
	GB	1	0	0	0	0	0	1	0	1	1	0	0	0	2	0	1	7
	FATA	1	0	0	0	0	0	0	0	0	0	0	1	0	3	0	0	5
Accountability Courts,	TOTAL	22	38	14	11	11	0	17	0	21	0	20	3	0	17	1	14	189
(Over all Pakistan).	Islamabad	3	4	1	2	0	0	2	0	2	0	3	0	0	1	0	2	20
	Punjab	15	7	1	7	1	0	5	0	8	0	5	1	0	9	1	5	65
	Sindh R	0	4	4	0	2	0	2	0	1	0	3	0	0	3	0	4	23
	Sindh U	3	8	2	2	2	0	2	0	3	0	2	0	0	0	0	0	24
	KP	1	9	2	0	5	0	4	0	5	0	4	0	0	4	0	3	37
	Balochistan	0	4	3	0	1	0	2	0	2	0	2	2	0	0	0	0	16
	AJ&K	0	1	1	0	0	0	0	0	0	0	0	0	0	0	0	0	2
	GB	0	1	0	0	0	0	0	0	0	0	0	0	0	0	0	0	1
	FATA	0	0	0	0	0	0	0	0	0	0	1	0	0	0	0	0	1
Appellate Tribunal	TOTAL	5	131	57	1	9	10	88	3	38	17	0	0	0	2	0	40	401
Inland Revenue,	Islamabad	0	10	3	0	1	0	7	0	1	1	0	0	0	1	0	4	28
Islamabad, Rawalpindi,	Punjab	0	67	31	0	5	0	50	0	23	10	0	0	0	0	0	26	212
Lahore, Karachi	Sindh R	0	9	1	0	0	9	0	3	2	0	0	0	0	0	0	3	27
Peshawar.	Sindh U	4	36	17	0	2	1	23	0	9	5	0	0	0	1	0	7	105
	KP	1	8	5	1	0	0	6	0	2	0	0	0	0	0	0	0	23
	Balochistan	0	1	0	0	0	0	1	0	0	0	0	0	0	0	0	0	2
	AJ&K	0	0	0	0	1	0	1	0	0	0	0	0	0	0	0	0	2
	GB	0	0	0	0	0	0	0	0	0	0	0	0	0	0	0	0	0
	FATA	0	0	0	0	0	0	0	0	1	1	0	0	0	0	0	0	2
Banking Courts,	TOTAL	12	141	28	3	22	1	53	14	78	2	23	0	0	8	4	23	412
(Over all Pakistan).	Islamabad	0	0	0	0	0	0	0	0	0	0	0	0	0	0	0	0	0
	Punjab	9	54	14	3	8	1	24	4	34	1	10	0	0	5	1	10	178
	Sindh R	1	40	3	0	3	0	9	6	15	0	7	0	0	1	1	3	89
	Sindh U	1	28	0	0	7	0	12	2	16	0	2	0	0	0	2	5	75
	KP	0	14	9	0	3	0	6	2	9	0	3	0	0	1	0	4	51
	Balochistan	1	4	2	0	1	0	2	0	4	1	1	0	0	1	0	1	18
	AJ&K	0	1	0	0	0	0	0	0	0	0	0	0	0	0	0	0	1
	GB	0	0	0	0	0	0	0	0	0	0	0	0	0	0	0	0	0
	FATA	0	0	0	0	0	0	0	0	0	0	0	0	0	0	0	0	0

TABLE-24
DOMICILE WISE ACTUAL STRENGTH OF EMPLOYEES BY BASIC SCALE AND DIVISION / ATTACHED
DEPARTMENTS / SUBORDINATE OFFICES

DIVISION/OFFICE	DOMICILE	BASIC SCALE 1 to 16																
		1	2	3	4	5	6	7	8	9	10	11	12	13	14	15	16	TOTAL
Commercial Courts,	TOTAL	0	3	1	0	0	0	1	0	1	0	2	0	0	0	2	0	10
Karachi, Lahore.	Islamabad	0	0	0	0	0	0	0	0	0	0	0	0	0	0	0	0	0
	Punjab	0	2	1	0	0	0	1	0	0	0	1	0	0	0	2	0	7
	Sindh R	0	0	0	0	0	0	0	0	0	0	1	0	0	0	0	0	1
	Sindh U	0	1	0	0	0	0	0	0	1	0	0	0	0	0	0	0	2
	KP	0	0	0	0	0	0	0	0	0	0	0	0	0	0	0	0	0
	Balochistan	0	0	0	0	0	0	0	0	0	0	0	0	0	0	0	0	0
	AJ&K	0	0	0	0	0	0	0	0	0	0	0	0	0	0	0	0	0
	GB	0	0	0	0	0	0	0	0	0	0	0	0	0	0	0	0	0
	FATA	0	0	0	0	0	0	0	0	0	0	0	0	0	0	0	0	0
Customs, Excise &	TOTAL	6	34	15	4	9	0	23	0	16	0	0	0	0	4	16	127	
Sales Tax Appellate	Islamabad	0	0	0	0	0	0	0	0	0	0	0	0	0	0	0	0	0
Tribunal, (Over all Pakistan).	Punjab	4	16	8	1	4	0	11	0	8	0	0	0	0	2	10	64	
	Sindh R	0	2	1	0	1	0	3	0	5	0	0	0	0	0	2	14	
	Sindh U	1	10	2	0	2	0	5	0	1	0	0	0	0	0	3	24	
	KP	1	5	3	2	2	0	4	0	2	0	0	0	0	2	1	22	
	Balochistan	0	0	0	0	0	0	0	0	0	0	0	0	0	0	0	0	0
	AJ&K	0	1	1	1	0	0	0	0	0	0	0	0	0	0	0	0	3
	GB	0	0	0	0	0	0	0	0	0	0	0	0	0	0	0	0	0
	FATA	0	0	0	0	0	0	0	0	0	0	0	0	0	0	0	0	0
	Drug Courts,	TOTAL	7	11	4	3	3	1	13	0	6	0	5	2	0	3	1	5
(Over all Pakistan).	Islamabad	0	0	0	0	0	0	0	0	0	0	0	0	0	0	0	0	0
	Punjab	5	9	4	1	2	1	11	0	4	0	3	2	0	2	1	3	48
	Sindh R	0	0	0	0	0	0	1	0	0	0	0	0	0	0	1	2	
	Sindh U	0	1	0	1	1	0	0	0	1	0	0	0	0	1	0	0	5
	KP	2	1	0	1	0	0	1	0	1	0	1	0	0	0	1	8	
	Balochistan	0	0	0	0	0	0	0	0	0	0	0	0	0	0	0	0	0
	AJ&K	0	0	0	0	0	0	0	0	0	0	0	0	0	0	0	0	0
	GB	0	0	0	0	0	0	0	0	0	0	0	0	0	0	0	0	0
	FATA	0	0	0	0	0	0	0	0	0	0	1	0	0	0	0	0	1
Environmental	TOTAL	12	25	0	7	5	0	4	0	3	0	3	0	0	5	0	10	74
Protection Tribunal,	Islamabad	0	0	0	0	0	0	0	0	0	0	0	0	0	0	0	0	0
Karachi, Lahore, Peshawar, Quetta.	Punjab	0	9	0	0	3	0	1	0	2	0	1	0	0	1	0	3	20
	Sindh R	1	0	0	0	0	0	0	0	0	0	1	0	0	0	0	0	2
	Sindh U	7	0	0	3	0	0	1	0	0	0	0	0	0	1	0	1	13
	KP	0	10	0	2	1	0	1	0	0	0	0	0	0	1	0	3	18
	Balochistan	4	6	0	2	1	0	1	0	1	0	1	0	0	1	0	3	20
	AJ&K	0	0	0	0	0	0	0	0	0	0	0	0	0	0	0	0	0
	GB	0	0	0	0	0	0	0	0	0	0	0	0	0	0	0	0	0
	FATA	0	0	0	0	0	0	0	0	0	0	0	0	0	1	0	0	1

TABLE-24
DOMICILE WISE ACTUAL STRENGTH OF EMPLOYEES BY BASIC SCALE AND DIVISION / ATTACHED
DEPARTMENTS / SUBORDINATE OFFICES

DIVISION/OFFICE	DOMICILE	BASIC SCALE 1 to 16																TOTAL
		1	2	3	4	5	6	7	8	9	10	11	12	13	14	15	16	
Federal Service	TOTAL	28	11	0	16	0	0	12	0	8	0	0	0	0	9	2	6	92
Tribunal, Islamabad.	Islamabad	2	0	0	0	0	0	2	0	2	0	0	0	0	0	0	2	8
	Punjab	12	1	0	8	0	0	5	0	3	0	0	0	0	7	2	2	40
	Sindh R	3	1	0	2	0	0	0	0	2	0	0	0	0	0	0	0	8
	Sindh U	3	2	0	0	0	0	1	0	0	0	0	0	0	0	0	0	6
	KP	6	3	0	4	0	0	3	0	1	0	0	0	0	1	0	1	19
	Balochistan	1	0	0	1	0	0	1	0	0	0	0	0	0	1	0	0	4
	AJ&K	1	4	0	1	0	0	0	0	0	0	0	0	0	0	0	1	7
	GB	0	0	0	0	0	0	0	0	0	0	0	0	0	0	0	0	0
	FATA	0	0	0	0	0	0	0	0	0	0	0	0	0	0	0	0	0
Federal Shariat Court, Islamabad.	TOTAL	0	77	13	0	20	0	28	3	10	0	0	0	0	20	0	8	179
Islamabad.	Islamabad	0	6	1	0	3	0	6	0	0	0	0	0	0	2	0	2	20
	Punjab	0	41	8	0	7	0	10	1	5	0	0	0	0	12	0	5	89
	Sindh R	0	2	0	0	0	0	0	0	0	0	0	0	0	0	0	0	2
	Sindh U	0	5	0	0	3	0	2	0	0	0	0	0	0	1	0	0	11
	KP	0	16	4	0	0	0	7	1	4	0	0	0	0	4	0	1	37
	Balochistan	0	3	0	0	7	0	2	1	0	0	0	0	0	0	0	0	13
	AJ&K	0	4	0	0	0	0	1	0	1	0	0	0	0	1	0	0	7
	GB	0	0	0	0	0	0	0	0	0	0	0	0	0	0	0	0	0
	FATA	0	0	0	0	0	0	0	0	0	0	0	0	0	0	0	0	0
Foreign Exchange	TOTAL	1	2	1	0	0	0	1	0	1	0	0	0	0	0	0	0	6
Regulation Appellate	Islamabad	0	0	0	0	0	0	0	0	0	0	0	0	0	0	0	0	0
Board, Karachi, Lahore.	Punjab	1	1	0	0	0	0	1	0	0	0	0	0	0	0	0	0	3
	Sindh R	0	0	0	0	0	0	0	0	0	0	0	0	0	0	0	0	0
	Sindh U	0	1	1	0	0	0	0	0	1	0	0	0	0	0	0	0	3
	KP	0	0	0	0	0	0	0	0	0	0	0	0	0	0	0	0	0
	Balochistan	0	0	0	0	0	0	0	0	0	0	0	0	0	0	0	0	0
	AJ&K	0	0	0	0	0	0	0	0	0	0	0	0	0	0	0	0	0
	GB	0	0	0	0	0	0	0	0	0	0	0	0	0	0	0	0	0
	FATA	0	0	0	0	0	0	0	0	0	0	0	0	0	0	0	0	0
	Implementation of National Plan of Action for Children	TOTAL	0	4	0	0	0	0	0	0	1	0	0	1	0	0	0	0
Islamabad.	Islamabad	0	1	0	0	0	0	0	0	0	0	0	0	0	0	0	0	1
	Punjab	0	3	0	0	0	0	0	0	1	0	0	0	0	0	0	0	4
	Sindh R	0	0	0	0	0	0	0	0	0	0	0	1	0	0	0	0	1
	Sindh U	0	0	0	0	0	0	0	0	0	0	0	0	0	0	0	0	0
	KP	0	0	0	0	0	0	0	0	0	0	0	0	0	0	0	0	0
	Balochistan	0	0	0	0	0	0	0	0	0	0	0	0	0	0	0	0	0
	AJ&K	0	0	0	0	0	0	0	0	0	0	0	0	0	0	0	0	0
GB	0	0	0	0	0	0	0	0	0	0	0	0	0	0	0	0	0	
FATA	0	0	0	0	0	0	0	0	0	0	0	0	0	0	0	0	0	

TABLE-24
DOMICILE WISE ACTUAL STRENGTH OF EMPLOYEES BY BASIC SCALE AND DIVISION / ATTACHED
DEPARTMENTS / SUBORDINATE OFFICES

DIVISION/OFFICE	DOMICILE	BASIC SCALE 1 to 16																TOTAL
		1	2	3	4	5	6	7	8	9	10	11	12	13	14	15	16	
Insurance Appellate	TOTAL	0	2	0	0	0	0	0	0	2	0	1	0	0	0	0	1	6
Tribunal, Karachi.	Islamabad	0	0	0	0	0	0	0	0	0	0	0	0	0	0	0	0	0
	Punjab	0	0	0	0	0	0	0	0	0	0	0	0	0	0	0	0	0
	Sindh R	0	0	0	0	0	0	0	0	0	0	0	0	0	0	0	0	0
	Sindh U	0	2	0	0	0	0	0	0	2	0	1	0	0	0	0	1	6
	KP	0	0	0	0	0	0	0	0	0	0	0	0	0	0	0	0	0
	Balochistan	0	0	0	0	0	0	0	0	0	0	0	0	0	0	0	0	0
	AJ&K	0	0	0	0	0	0	0	0	0	0	0	0	0	0	0	0	0
	GB	0	0	0	0	0	0	0	0	0	0	0	0	0	0	0	0	0
	FATA	0	0	0	0	0	0	0	0	0	0	0	0	0	0	0	0	0
Law & Justice	TOTAL	2	10	1	0	2	0	8	0	4	0	0	0	0	5	1	4	37
Commission of Pakistan, Islamabad.	Islamabad	0	0	0	0	1	0	2	0	0	0	0	0	0	2	0	0	5
	Punjab	2	8	1	0	1	0	2	0	2	0	0	0	0	0	0	1	17
	Sindh R	0	0	0	0	0	0	0	0	1	0	0	0	0	1	0	1	3
	Sindh U	0	0	0	0	0	0	0	0	0	0	0	0	0	0	0	0	0
	KP	0	2	0	0	0	0	3	0	1	0	0	0	0	2	1	2	11
	Balochistan	0	0	0	0	0	0	0	0	0	0	0	0	0	0	0	0	0
	AJ&K	0	0	0	0	0	0	0	0	0	0	0	0	0	0	0	0	0
	GB	0	0	0	0	0	0	1	0	0	0	0	0	0	0	0	0	1
	FATA	0	0	0	0	0	0	0	0	0	0	0	0	0	0	0	0	0
National Child Protection Centre (NCPC)	TOTAL	0	6	0	0	3	0	0	0	1	0	0	2	0	2	0	3	17
Islamabad.	Islamabad	0	3	0	0	3	0	0	0	0	0	0	0	0	1	0	1	8
	Punjab	0	1	0	0	0	0	0	0	0	0	0	2	0	0	0	1	4
	Sindh R	0	0	0	0	0	0	0	0	0	0	0	0	0	0	0	0	0
	Sindh U	0	0	0	0	0	0	0	0	0	0	0	0	0	0	0	0	0
	KP	0	2	0	0	0	0	0	0	0	0	0	0	0	1	0	1	4
	Balochistan	0	0	0	0	0	0	0	0	0	0	0	0	0	0	0	0	0
	AJ&K	0	0	0	0	0	0	0	0	0	0	0	0	0	0	0	0	0
	GB	0	0	0	0	0	0	0	0	1	0	0	0	0	0	0	0	1
	FATA	0	0	0	0	0	0	0	0	0	0	0	0	0	0	0	0	0
National Commission for the Child Welfare Development	TOTAL	0	4	1	1	1	0	0	0	0	0	0	0	4	2	1	14	
Islamabad.	Islamabad	0	1	0	0	0	0	0	0	0	0	0	0	0	0	0	0	1
	Punjab	0	3	1	1	1	0	0	0	0	0	0	0	0	2	1	1	10
	Sindh R	0	0	0	0	0	0	0	0	0	0	0	0	0	1	0	0	1
	Sindh U	0	0	0	0	0	0	0	0	0	0	0	0	0	0	0	0	0
	KP	0	0	0	0	0	0	0	0	0	0	0	0	0	1	0	0	1
	Balochistan	0	0	0	0	0	0	0	0	0	0	0	0	0	0	0	0	0
	AJ&K	0	0	0	0	0	0	0	0	0	0	0	0	0	0	0	0	0
	GB	0	0	0	0	0	0	0	0	0	0	0	0	0	0	1	0	1
	FATA	0	0	0	0	0	0	0	0	0	0	0	0	0	0	0	0	0

TABLE-24
DOMICILE WISE ACTUAL STRENGTH OF EMPLOYEES BY BASIC SCALE AND DIVISION / ATTACHED
DEPARTMENTS / SUBORDINATE OFFICES

DIVISION/OFFICE	DOMICILE	BASIC SCALE 1 to 16																
		1	2	3	4	5	6	7	8	9	10	11	12	13	14	15	16	TOTAL
Office of the Attorney	TOTAL	69	6	0	71	0	0	70	0	5	0	0	0	0	13	0	0	234
General/Deputy Attorney	Islamabad	2	1	0	2	0	0	1	0	4	0	0	0	0	0	0	0	10
General's and Standing	Punjab	34	5	0	35	0	0	44	0	1	0	0	0	0	10	0	0	129
Council, Head Office	Sindh R	1	0	0	3	0	0	11	0	0	0	0	0	0	2	0	0	17
Islamabad.	Sindh U	17	0	0	20	0	0	6	0	0	0	0	0	0	0	0	0	43
	KP	10	0	0	7	0	0	6	0	0	0	0	0	0	1	0	0	24
	Balochistan	3	0	0	3	0	0	0	0	0	0	0	0	0	0	0	0	6
	AJ&K	2	0	0	1	0	0	2	0	0	0	0	0	0	0	0	0	5
	GB	0	0	0	0	0	0	0	0	0	0	0	0	0	0	0	0	0
	FATA	0	0	0	0	0	0	0	0	0	0	0	0	0	0	0	0	0
Regional Directorate of	TOTAL	4	8	0	0	4	0	0	0	0	0	0	1	0	13	1	3	34
Human Rights, Lahore,	Islamabad	0	0	0	0	0	0	0	0	0	0	0	0	0	1	0	0	1
Karachi, Peshawar,	Punjab	1	2	0	0	1	0	0	0	0	0	0	0	0	4	0	1	9
Quetta	Sindh R	0	1	0	0	1	0	0	0	0	0	0	0	0	3	0	1	6
	Sindh U	1	1	0	0	0	0	0	0	0	0	0	0	0	0	0	0	2
	KP	0	2	0	0	1	0	0	0	0	0	0	1	0	3	0	1	8
	Balochistan	1	2	0	0	1	0	0	0	0	0	0	0	0	1	1	0	6
	AJ&K	0	0	0	0	0	0	0	0	0	0	0	0	0	0	0	0	0
	GB	0	0	0	0	0	0	0	0	0	0	0	0	0	0	0	0	0
	FATA	1	0	0	0	0	0	0	0	0	0	0	0	0	1	0	0	2
Special Courts (CNS),	TOTAL	2	21	2	1	4	0	5	3	5	0	5	0	0	2	0	5	55
(Over all Pakistan).	Islamabad	1	0	0	0	0	0	0	0	0	0	0	0	0	0	0	0	1
	Punjab	1	7	1	1	0	0	3	0	1	0	2	0	0	1	0	1	18
	Sindh R	0	2	0	0	0	0	1	1	0	0	0	0	0	0	0	1	5
	Sindh U	0	3	0	0	2	0	0	1	2	0	2	0	0	0	0	2	12
	KP	0	4	1	0	1	0	1	0	1	0	1	0	0	1	0	1	11
	Balochistan	0	5	0	0	1	0	0	1	1	0	0	0	0	0	0	0	8
	AJ&K	0	0	0	0	0	0	0	0	0	0	0	0	0	0	0	0	0
	GB	0	0	0	0	0	0	0	0	0	0	0	0	0	0	0	0	0
	FATA	0	0	0	0	0	0	0	0	0	0	0	0	0	0	0	0	0
Special Courts	TOTAL	3	10	1	0	4	0	5	1	4	0	4	0	0	0	0	3	35
(Customs, Taxation &	Islamabad	0	0	0	0	0	0	0	0	0	0	0	0	0	0	0	0	0
Anti Smuggling),	Punjab	1	6	1	0	2	0	3	0	1	0	1	0	0	0	0	1	16
Karachi, Lahore,	Sindh R	0	1	0	0	1	0	0	0	0	0	1	0	0	0	0	1	4
Rawalpindi, Peshawar.	Sindh U	1	1	0	0	0	0	1	0	2	0	0	0	0	0	0	0	5
	KP	1	2	0	0	1	0	1	1	1	0	2	0	0	0	0	1	10
	Balochistan	0	0	0	0	0	0	0	0	0	0	0	0	0	0	0	0	0
	AJ&K	0	0	0	0	0	0	0	0	0	0	0	0	0	0	0	0	0
	GB	0	0	0	0	0	0	0	0	0	0	0	0	0	0	0	0	0
	FATA	0	0	0	0	0	0	0	0	0	0	0	0	0	0	0	0	0

TABLE-24
DOMICILE WISE ACTUAL STRENGTH OF EMPLOYEES BY BASIC SCALE AND DIVISION / ATTACHED
DEPARTMENTS / SUBORDINATE OFFICES

DIVISION/OFFICE	DOMICILE	BASIC SCALE 1 to 16																TOTAL
		1	2	3	4	5	6	7	8	9	10	11	12	13	14	15	16	
Special Courts	TOTAL	2	12	4	0	3	0	5	0	3	0	2	0	0	1	0	2	34
(Offences in Banks),	Islamabad	0	0	0	0	0	0	0	0	0	0	0	0	0	0	0	0	0
Lahore, Karachi,	Punjab	2	4	1	0	1	0	2	0	1	0	0	0	0	0	0	0	11
Peshawar,	Sindh R	0	0	0	0	0	0	0	0	0	0	0	0	0	0	0	1	1
	Sindh U	0	4	2	0	1	0	2	0	1	0	1	0	0	0	0	0	11
	KP	0	3	1	0	1	0	1	0	1	0	1	0	0	0	0	1	9
	Balochistan	0	0	0	0	0	0	0	0	0	0	0	0	0	1	0	0	1
	AJ&K	0	1	0	0	0	0	0	0	0	0	0	0	0	0	0	0	1
	GB	0	0	0	0	0	0	0	0	0	0	0	0	0	0	0	0	0
	FATA	0	0	0	0	0	0	0	0	0	0	0	0	0	0	0	0	0
Special Courts Central,	TOTAL	1	20	5	1	9	0	9	0	9	0	7	0	0	2	1	6	70
(Over all Pakistan).	Islamabad	0	0	0	0	0	0	0	0	0	0	0	0	0	0	0	0	0
	Punjab	1	14	2	0	5	0	5	0	5	0	4	0	0	1	1	2	40
	Sindh R	0	3	0	0	1	0	0	0	0	0	0	0	0	0	0	0	4
	Sindh U	0	2	2	0	2	0	3	0	3	0	2	0	0	1	0	3	18
	KP	0	1	1	1	1	0	1	0	1	0	1	0	0	0	0	1	8
	Balochistan	0	0	0	0	0	0	0	0	0	0	0	0	0	0	0	0	0
	AJ&K	0	0	0	0	0	0	0	0	0	0	0	0	0	0	0	0	0
	GB	0	0	0	0	0	0	0	0	0	0	0	0	0	0	0	0	0
	FATA	0	0	0	0	0	0	0	0	0	0	0	0	0	0	0	0	0
22 Narcotics Control	G. TOTAL	263	26	2	76	471	0	203	0	107	0	0	10	1	129	0	107	1395
Division	TOTAL	8	26	2	4	0	0	15	0	5	0	0	10	0	15	0	9	94
Main, Islamabad.	Islamabad	7	8	0	1	0	0	6	0	3	0	0	1	0	3	0	2	31
	Punjab	1	11	2	2	0	0	5	0	1	0	0	5	0	6	0	1	34
	Sindh R	0	1	0	1	0	0	0	0	0	0	0	1	0	2	0	2	7
	Sindh U	0	0	0	0	0	0	0	0	0	0	0	0	0	2	0	0	2
	KP	0	6	0	0	0	0	4	0	0	0	0	2	0	1	0	3	16
	Balochistan	0	0	0	0	0	0	0	0	0	0	0	1	0	1	0	0	2
	AJ&K	0	0	0	0	0	0	0	0	0	0	0	0	0	0	0	1	1
	GB	0	0	0	0	0	0	0	0	0	0	0	0	0	0	0	0	0
	FATA	0	0	0	0	0	0	0	0	1	0	0	0	0	0	0	0	1
Anti Narcotics Force,	TOTAL	255	0	0	72	471	0	188	0	102	0	0	0	1	114	0	98	1301
Rawalpindi.	Islamabad	0	0	0	0	0	0	0	0	0	0	0	0	0	0	0	0	0
	Punjab	126	0	0	38	241	0	96	0	49	0	0	0	1	71	0	61	683
	Sindh R	15	0	0	4	37	0	13	0	9	0	0	0	9	0	10	97	97
	Sindh U	21	0	0	7	47	0	15	0	4	0	0	0	8	0	6	108	108
	KP	39	0	0	11	66	0	40	0	21	0	0	0	8	0	15	200	200
	Balochistan	40	0	0	6	66	0	8	0	10	0	0	0	8	0	2	140	140
	AJ&K	6	0	0	0	9	0	3	0	5	0	0	0	3	0	1	27	27
	GB	4	0	0	4	3	0	11	0	4	0	0	0	6	0	1	33	33
	FATA	4	0	0	2	2	0	2	0	0	0	0	0	1	0	2	13	13

TABLE-24
DOMICILE WISE ACTUAL STRENGTH OF EMPLOYEES BY BASIC SCALE AND DIVISION / ATTACHED
DEPARTMENTS / SUBORDINATE OFFICES

DIVISION/OFFICE	DOMICILE	BASIC SCALE 1 to 16																TOTAL
		1	2	3	4	5	6	7	8	9	10	11	12	13	14	15	16	
23 National Food	G. TOTAL	151	318	19	81	152	11	116	0	73	29	33	6	49	113	5	79	1235
Security & Research	TOTAL	34	10	5	15	6	0	17	0	10	0	3	0	0	33	1	16	150
Division	Islamabad	14	3	0	1	1	0	5	0	0	0	1	0	0	5	0	1	31
Main Islamabad.	Punjab	11	4	3	6	2	0	11	0	6	0	1	0	0	17	0	12	73
	Sindh R	0	0	0	1	0	0	0	0	0	0	0	0	0	3	0	0	4
	Sindh U	0	0	0	0	0	0	0	0	0	0	0	0	0	1	0	0	1
	KP	3	3	1	4	2	0	1	0	2	0	0	0	0	7	0	3	26
	Balochistan	0	0	0	0	0	0	0	0	0	0	0	0	0	0	1	0	1
	AJ&K	6	0	1	2	1	0	0	0	2	0	1	0	0	0	0	0	13
	GB	0	0	0	1	0	0	0	0	0	0	0	0	0	0	0	0	1
	FATA	0	0	0	0	0	0	0	0	0	0	0	0	0	0	0	0	0
Agriculture Policy	TOTAL	26	0	0	9	0	0	7	0	1	0	0	0	0	9	0	11	63
Institute Islamabad.	Islamabad	5	0	0	1	0	0	1	0	0	0	0	0	0	0	0	0	7
	Punjab	17	0	0	5	0	0	3	0	1	0	0	0	0	3	0	10	39
	Sindh R	0	0	0	0	0	0	0	0	0	0	0	0	0	2	0	0	2
	Sindh U	0	0	0	0	0	0	0	0	0	0	0	0	0	1	0	0	1
	KP	3	0	0	2	0	0	3	0	0	0	0	0	0	2	0	0	10
	Balochistan	0	0	0	1	0	0	0	0	0	0	0	0	0	1	0	0	2
	AJ&K	1	0	0	0	0	0	0	0	0	0	0	0	0	0	0	1	2
	GB	0	0	0	0	0	0	0	0	0	0	0	0	0	0	0	0	0
	FATA	0	0	0	0	0	0	0	0	0	0	0	0	0	0	0	0	0
Animal Quarantine	TOTAL	0	53	0	12	6	0	14	0	6	0	0	0	0	14	0	4	109
Department	Islamabad	0	0	0	0	0	0	0	0	0	0	0	0	0	0	0	0	0
Karachi.	Punjab	0	15	0	5	3	0	3	0	2	0	0	0	0	8	0	1	37
	Sindh R	0	21	0	4	2	0	10	0	3	0	0	0	0	5	0	3	48
	Sindh U	0	0	0	0	0	0	0	0	0	0	0	0	0	0	0	0	0
	KP	0	7	0	1	1	0	1	0	1	0	0	0	0	1	0	0	12
	Balochistan	0	10	0	2	0	0	0	0	0	0	0	0	0	0	0	0	12
	AJ&K	0	0	0	0	0	0	0	0	0	0	0	0	0	0	0	0	0
	GB	0	0	0	0	0	0	0	0	0	0	0	0	0	0	0	0	0
	FATA	0	0	0	0	0	0	0	0	0	0	0	0	0	0	0	0	0
Department of Plant	TOTAL	0	239	14	0	100	11	46	0	43	16	27	0	49	34	2	39	620
Protection Karachi.	Islamabad	0	0	0	0	0	0	0	0	0	0	0	0	0	0	0	0	0
	Punjab	0	99	5	0	46	5	22	0	23	5	15	0	23	15	0	21	279
	Sindh R	0	46	2	0	15	2	12	0	6	4	4	0	7	5	1	4	108
	Sindh U	0	39	2	0	17	1	8	0	6	2	3	0	7	6	1	5	97
	KP	0	29	2	0	9	2	2	0	4	2	2	0	7	4	0	6	69
	Balochistan	0	18	2	0	6	1	1	0	3	1	2	0	1	3	0	2	40
	AJ&K	0	4	1	0	2	0	1	0	0	1	1	0	0	0	0	1	11
	GB	0	1	0	0	1	0	0	0	0	0	0	0	2	1	0	0	5
	FATA	0	3	0	0	4	0	0	0	1	1	0	0	2	0	0	0	11

TABLE-24
DOMICILE WISE ACTUAL STRENGTH OF EMPLOYEES BY BASIC SCALE AND DIVISION / ATTACHED
DEPARTMENTS / SUBORDINATE OFFICES

DIVISION/OFFICE	DOMICILE	BASIC SCALE 1 to 16																TOTAL
		1	2	3	4	5	6	7	8	9	10	11	12	13	14	15	16	
Federal Seed	TOTAL	91	0	0	44	39	0	30	0	11	13	2	0	0	17	2	6	255
Certification & Registration	Islamabad	0	0	0	0	0	0	0	0	0	0	0	0	0	0	0	1	1
	Punjab	57	0	0	29	24	0	18	0	7	9	2	0	0	10	2	3	161
Department Islamabad.	Sindh R	11	0	0	5	5	0	5	0	1	2	0	0	0	3	0	0	32
	Sindh U	6	0	0	2	2	0	3	0	1	0	0	0	0	0	0	0	14
	KP	10	0	0	5	4	0	2	0	2	2	0	0	0	3	0	2	30
	Balochistan	2	0	0	1	2	0	1	0	0	0	0	0	0	1	0	0	7
	AJ&K	0	0	0	0	1	0	1	0	0	0	0	0	0	0	0	0	2
	GB	4	0	0	2	1	0	0	0	0	0	0	0	0	0	0	0	7
	FATA	1	0	0	0	0	0	0	0	0	0	0	0	0	0	0	0	1
National Veterinary	TOTAL	0	16	0	1	1	0	2	0	2	0	1	6	0	6	0	3	38
Laboratory Islamabad.	Islamabad	0	0	0	0	0	0	0	0	0	0	0	0	0	0	0	0	0
	Punjab	0	14	0	1	1	0	1	0	1	0	1	3	0	4	0	2	28
	Sindh R	0	1	0	0	0	0	1	0	0	0	0	0	1	0	1	4	
	Sindh U	0	0	0	0	0	0	0	0	0	0	0	1	0	0	0	0	1
	KP	0	0	0	0	0	0	0	0	1	0	0	2	0	1	0	0	4
	Balochistan	0	0	0	0	0	0	0	0	0	0	0	0	0	0	0	0	0
	AJ&K	0	1	0	0	0	0	0	0	0	0	0	0	0	0	0	0	1
	GB	0	0	0	0	0	0	0	0	0	0	0	0	0	0	0	0	0
	FATA	0	0	0	0	0	0	0	0	0	0	0	0	0	0	0	0	0
24 National Health	G. TOTAL	297	176	12	110	42	27	67	10	140	3	20	13	0	88	4	70	1079
Services Regulations & Coordination Division	TOTAL	9	64	0	18	1	0	16	0	8	0	0	5	0	35	0	23	179
Main Islamabad.	Islamabad	9	64	0	2	0	0	2	0	2	0	0	0	0	4	0	2	85
	Punjab	0	0	0	10	1	0	10	0	5	0	0	4	0	20	0	14	64
	Sindh R	0	0	0	0	0	0	0	0	1	0	0	0	0	3	0	1	5
	Sindh U	0	0	0	0	0	0	0	0	0	0	0	0	0	3	0	1	4
	KP	0	0	0	4	0	0	3	0	0	0	0	1	0	3	0	4	15
	Balochistan	0	0	0	0	0	0	1	0	0	0	0	0	0	0	0	0	1
	AJ&K	0	0	0	1	0	0	0	0	0	0	0	0	0	1	0	1	3
	GB	0	0	0	0	0	0	0	0	0	0	0	0	0	0	0	0	0
	FATA	0	0	0	1	0	0	0	0	0	0	0	0	0	1	0	0	2
Central Drugs	TOTAL	0	9	7	0	7	2	1	1	6	1	11	1	0	0	0	5	51
Laboratory Karachi.	Islamabad	0	0	0	0	0	0	0	0	0	0	0	0	0	0	0	0	0
	Punjab	0	1	3	0	2	2	0	1	3	0	3	0	0	0	0	3	18
	Sindh R	0	2	0	0	1	0	0	0	0	0	3	0	0	0	0	1	7
	Sindh U	0	6	4	0	1	0	0	0	2	1	3	1	0	0	0	1	19
	KP	0	0	0	0	3	0	1	0	1	0	1	0	0	0	0	0	6
	Balochistan	0	0	0	0	0	0	0	0	0	0	1	0	0	0	0	0	1
	AJ&K	0	0	0	0	0	0	0	0	0	0	0	0	0	0	0	0	0
	GB	0	0	0	0	0	0	0	0	0	0	0	0	0	0	0	0	0
	FATA	0	0	0	0	0	0	0	0	0	0	0	0	0	0	0	0	0

TABLE-24
DOMICILE WISE ACTUAL STRENGTH OF EMPLOYEES BY BASIC SCALE AND DIVISION / ATTACHED
DEPARTMENTS / SUBORDINATE OFFICES

DIVISION/OFFICE	DOMICILE	BASIC SCALE 1 to 16																TOTAL
		1	2	3	4	5	6	7	8	9	10	11	12	13	14	15	16	
Directorate of Central	TOTAL	270	27	0	67	8	25	30	4	113	2	0	0	0	7	0	7	560
Health Establishments	Islamabad	0	0	0	0	0	0	0	0	0	0	0	0	0	0	0	0	0
Islamabad.	Punjab	45	2	0	18	3	4	11	1	39	0	0	0	0	1	0	3	127
	Sindh R	4	0	0	11	0	4	3	1	31	1	0	0	0	0	0	0	55
	Sindh U	203	25	0	26	3	9	9	2	29	1	0	0	0	4	0	3	314
	KP	8	0	0	7	1	5	5	0	5	0	0	0	0	1	0	0	32
	Balochistan	8	0	0	4	1	3	2	0	8	0	0	0	0	1	0	1	28
	AJ&K	0	0	0	0	0	0	0	0	0	0	0	0	0	0	0	0	0
	GB	2	0	0	1	0	0	0	0	1	0	0	0	0	0	0	0	4
	FATA	0	0	0	0	0	0	0	0	0	0	0	0	0	0	0	0	0
Directorate of Malaria	TOTAL	0	11	0	4	1	0	1	0	1	0	0	0	0	6	3	3	30
Control Islamabad.	Islamabad	0	3	0	0	0	0	1	0	0	0	0	0	0	0	0	0	4
	Punjab	0	7	0	0	0	0	0	0	1	0	0	0	0	3	1	2	14
	Sindh R	0	0	0	1	0	0	0	0	0	0	0	0	0	0	2	0	3
	Sindh U	0	0	0	0	0	0	0	0	0	0	0	0	0	0	0	0	0
	KP	0	0	0	3	0	0	0	0	0	0	0	0	0	3	0	1	7
	Balochistan	0	0	0	0	1	0	0	0	0	0	0	0	0	0	0	0	1
	AJ&K	0	0	0	0	0	0	0	0	0	0	0	0	0	0	0	0	0
	GB	0	0	0	0	0	0	0	0	0	0	0	0	0	0	0	0	0
	FATA	0	1	0	0	0	0	0	0	0	0	0	0	0	0	0	0	1
Directorate of Central	TOTAL	0	17	1	6	4	0	3	0	4	0	0	0	0	6	0	2	43
Warehouse & Supplies	Islamabad	0	0	0	0	0	0	0	0	0	0	0	0	0	0	0	0	0
Karachi.	Punjab	0	2	0	1	0	0	0	0	0	0	0	0	0	3	0	0	6
	Sindh R	0	7	1	2	3	0	3	0	2	0	0	0	0	0	0	0	18
	Sindh U	0	7	0	3	1	0	0	0	2	0	0	0	0	3	0	0	16
	KP	0	1	0	0	0	0	0	0	0	0	0	0	0	0	0	0	1
	Balochistan	0	0	0	0	0	0	0	0	0	0	0	0	0	0	0	1	1
	AJ&K	0	0	0	0	0	0	0	0	0	0	0	0	0	0	0	0	0
	GB	0	0	0	0	0	0	0	0	0	0	0	0	0	0	0	1	1
	FATA	0	0	0	0	0	0	0	0	0	0	0	0	0	0	0	0	0
Expanded Programme	TOTAL	0	16	0	0	6	0	2	0	0	0	7	0	0	6	0	3	40
On Immunization,	Islamabad	0	0	0	0	0	0	0	0	0	0	0	0	0	0	0	0	0
Islamabad.	Punjab	0	16	0	0	4	0	1	0	0	0	6	0	0	5	0	0	32
	Sindh R	0	0	0	0	1	0	0	0	0	0	1	0	0	1	0	3	6
	Sindh U	0	0	0	0	0	0	0	0	0	0	0	0	0	0	0	0	0
	KP	0	0	0	0	1	0	1	0	0	0	0	0	0	0	0	0	2
	Balochistan	0	0	0	0	0	0	0	0	0	0	0	0	0	0	0	0	0
	AJ&K	0	0	0	0	0	0	0	0	0	0	0	0	0	0	0	0	0
	GB	0	0	0	0	0	0	0	0	0	0	0	0	0	0	0	0	0
	FATA	0	0	0	0	0	0	0	0	0	0	0	0	0	0	0	0	0

TABLE-24
DOMICILE WISE ACTUAL STRENGTH OF EMPLOYEES BY BASIC SCALE AND DIVISION / ATTACHED
DEPARTMENTS / SUBORDINATE OFFICES

DIVISION/OFFICE	DOMICILE	BASIC SCALE 1 to 16																
		1	2	3	4	5	6	7	8	9	10	11	12	13	14	15	16	TOTAL
National Aids Control	TOTAL	0	3	0	0	1	0	1	1	1	0	0	2	0	0	0	5	14
Programme, Islamabad.	Islamabad	0	1	0	0	0	0	1	0	0	0	0	0	0	0	0	1	3
	Punjab	0	1	0	0	1	0	0	0	0	0	0	2	0	0	0	4	8
	Sindh R	0	0	0	0	0	0	0	0	0	0	0	0	0	0	0	0	0
	Sindh U	0	0	0	0	0	0	0	0	0	0	0	0	0	0	0	0	0
	KP	0	0	0	0	0	0	0	0	0	0	0	0	0	0	0	0	0
	Balochistan	0	0	0	0	0	0	0	0	0	0	0	0	0	0	0	0	0
	AJ&K	0	1	0	0	0	0	0	1	1	0	0	0	0	0	0	0	3
	GB	0	0	0	0	0	0	0	0	0	0	0	0	0	0	0	0	0
	FATA	0	0	0	0	0	0	0	0	0	0	0	0	0	0	0	0	0
National Control	TOTAL	0	1	1	1	1	0	0	0	2	0	0	0	0	0	0	1	7
Laboratory for (Biologicals) Islamabad.	Islamabad	0	0	0	0	0	0	0	0	0	0	0	0	0	0	0	0	0
	Punjab	0	1	1	0	1	0	0	0	1	0	0	0	0	0	0	1	5
	Sindh R	0	0	0	0	0	0	0	0	0	0	0	0	0	0	0	0	0
	Sindh U	0	0	0	0	0	0	0	0	0	0	0	0	0	0	0	0	0
	KP	0	0	0	1	0	0	0	0	1	0	0	0	0	0	0	0	2
	Balochistan	0	0	0	0	0	0	0	0	0	0	0	0	0	0	0	0	0
	AJ&K	0	0	0	0	0	0	0	0	0	0	0	0	0	0	0	0	0
	GB	0	0	0	0	0	0	0	0	0	0	0	0	0	0	0	0	0
	FATA	0	0	0	0	0	0	0	0	0	0	0	0	0	0	0	0	0
National Health	TOTAL	6	0	0	6	0	0	0	0	0	0	0	0	0	3	0	1	16
Information Resource Centre, Islamabad.	Islamabad	4	0	0	0	0	0	0	0	0	0	0	0	0	0	0	0	4
	Punjab	1	0	0	3	0	0	0	0	0	0	0	0	0	2	0	1	7
	Sindh R	0	0	0	0	0	0	0	0	0	0	0	0	0	0	0	0	0
	Sindh U	0	0	0	0	0	0	0	0	0	0	0	0	0	0	0	0	0
	KP	1	0	0	3	0	0	0	0	0	0	0	0	0	1	0	0	5
	Balochistan	0	0	0	0	0	0	0	0	0	0	0	0	0	0	0	0	0
	AJ&K	0	0	0	0	0	0	0	0	0	0	0	0	0	0	0	0	0
	GB	0	0	0	0	0	0	0	0	0	0	0	0	0	0	0	0	0
	FATA	0	0	0	0	0	0	0	0	0	0	0	0	0	0	0	0	0
National Health	TOTAL	7	0	0	3	0	0	5	0	0	0	0	0	0	8	0	3	26
Emergency Preparedness & Response Network Islamabad.	Islamabad	7	0	0	0	0	0	0	0	0	0	0	0	1	0	1	9	
	Punjab	0	0	0	2	0	0	2	0	0	0	0	0	0	3	0	0	7
	Sindh R	0	0	0	0	0	0	0	0	0	0	0	0	0	0	0	0	0
	Sindh U	0	0	0	0	0	0	1	0	0	0	0	0	0	0	0	0	1
	KP	0	0	0	1	0	0	1	0	0	0	0	0	0	3	0	2	7
	Balochistan	0	0	0	0	0	0	0	0	0	0	0	0	0	0	0	0	0
	AJ&K	0	0	0	0	0	0	1	0	0	0	0	0	0	0	0	0	1
	GB	0	0	0	0	0	0	0	0	0	0	0	0	0	0	0	0	0
	FATA	0	0	0	0	0	0	0	0	0	0	0	0	0	1	0	0	1

TABLE-24
DOMICILE WISE ACTUAL STRENGTH OF EMPLOYEES BY BASIC SCALE AND DIVISION / ATTACHED
DEPARTMENTS / SUBORDINATE OFFICES

DIVISION/OFFICE	DOMICILE	BASIC SCALE 1 to 16																TOTAL
		1	2	3	4	5	6	7	8	9	10	11	12	13	14	15	16	
National Research	TOTAL	0	14	1	0	8	0	2	4	1	0	2	2	0	9	0	2	45
Institute For Fertility Care	Islamabad	0	0	0	0	0	0	0	0	0	0	0	0	0	0	0	0	0
Karachi.	Punjab	0	2	0	0	0	0	0	0	0	0	0	1	0	0	0	0	3
	Sindh R	0	2	0	0	2	0	1	2	0	0	0	0	0	8	0	0	15
	Sindh U	0	10	1	0	6	0	1	2	1	0	2	1	0	1	0	2	27
	KP	0	0	0	0	0	0	0	0	0	0	0	0	0	0	0	0	0
	Balochistan	0	0	0	0	0	0	0	0	0	0	0	0	0	0	0	0	0
	AJ&K	0	0	0	0	0	0	0	0	0	0	0	0	0	0	0	0	0
	GB	0	0	0	0	0	0	0	0	0	0	0	0	0	0	0	0	0
	FATA	0	0	0	0	0	0	0	0	0	0	0	0	0	0	0	0	0
	National Institute of Population Studies	TOTAL	5	4	0	5	1	0	4	0	3	0	0	3	0	4	1	8
Islamabad.	Islamabad	1	1	0	0	0	0	3	0	0	0	0	0	0	1	0	1	7
	Punjab	3	2	0	3	1	0	1	0	1	0	0	1	0	2	0	7	21
	Sindh R	0	0	0	1	0	0	0	0	0	0	0	1	0	0	1	0	3
	Sindh U	0	0	0	0	0	0	0	0	0	0	0	0	0	0	0	0	0
	KP	1	0	0	1	0	0	0	0	2	0	0	1	0	1	0	0	6
	Balochistan	0	0	0	0	0	0	0	0	0	0	0	0	0	0	0	0	0
	AJ&K	0	1	0	0	0	0	0	0	0	0	0	0	0	0	0	0	1
	GB	0	0	0	0	0	0	0	0	0	0	0	0	0	0	0	0	0
	FATA	0	0	0	0	0	0	0	0	0	0	0	0	0	0	0	0	0
Population Programme Wing Islamabad.	TOTAL	0	10	2	0	4	0	2	0	1	0	0	0	0	4	0	7	30
Wing Islamabad.	Islamabad	0	2	0	0	0	0	2	0	1	0	0	0	0	0	0	0	5
	Punjab	0	5	2	0	3	0	0	0	0	0	0	0	0	3	0	6	19
	Sindh R	0	0	0	0	0	0	0	0	0	0	0	0	0	0	0	0	0
	Sindh U	0	0	0	0	0	0	0	0	0	0	0	0	0	0	0	0	0
	KP	0	3	0	0	1	0	0	0	0	0	0	0	0	0	0	1	5
	Balochistan	0	0	0	0	0	0	0	0	0	0	0	0	0	1	0	0	1
	AJ&K	0	0	0	0	0	0	0	0	0	0	0	0	0	0	0	0	0
	GB	0	0	0	0	0	0	0	0	0	0	0	0	0	0	0	0	0
	FATA	0	0	0	0	0	0	0	0	0	0	0	0	0	0	0	0	0
25 National Security Division Islamabad.	TOTAL	6	0	1	2	1	1	1	0	0	0	0	0	0	3	0	1	16
Division Islamabad.	Islamabad	4	0	1	1	0	0	0	0	0	0	0	0	0	0	0	0	6
	Punjab	1	0	0	1	0	1	1	0	0	0	0	0	0	2	0	1	7
	Sindh R	0	0	0	0	0	0	0	0	0	0	0	0	0	1	0	0	1
	Sindh U	0	0	0	0	0	0	0	0	0	0	0	0	0	0	0	0	0
	KP	0	0	0	0	1	0	0	0	0	0	0	0	0	0	0	0	1
	Balochistan	1	0	0	0	0	0	0	0	0	0	0	0	0	0	0	0	1
	AJ&K	0	0	0	0	0	0	0	0	0	0	0	0	0	0	0	0	0
	GB	0	0	0	0	0	0	0	0	0	0	0	0	0	0	0	0	0
	FATA	0	0	0	0	0	0	0	0	0	0	0	0	0	0	0	0	0

TABLE-24
DOMICILE WISE ACTUAL STRENGTH OF EMPLOYEES BY BASIC SCALE AND DIVISION / ATTACHED
DEPARTMENTS / SUBORDINATE OFFICES

DIVISION/OFFICE	DOMICILE	BASIC SCALE 1 to 16																TOTAL	
		1	2	3	4	5	6	7	8	9	10	11	12	13	14	15	16		
26 Overseas Pakistanis and Human Resource Development Division, Main Islamabad.	G. TOTAL	129	44	2	46	5	0	70	0	33	0	9	11	0	114	4	70	537	
	TOTAL	70	6	0	24	0	0	24	0	9	0	1	0	0	66	4	30	234	
	Islamabad	6	0	0	0	0	0	4	0	1	0	0	0	0	3	0	1	15	
	Punjab	37	5	0	11	0	0	15	0	5	0	1	0	0	45	3	21	143	
	Sindh R	0	0	0	2	0	0	0	0	0	0	0	0	0	6	0	1	9	
	Sindh U	0	0	0	0	0	0	1	0	0	0	0	0	0	4	0	1	6	
	KP	17	1	0	7	0	0	1	0	3	0	0	0	0	5	0	3	37	
	Balochistan	0	0	0	1	0	0	0	0	0	0	0	0	0	1	0	1	3	
	AJ&K	9	0	0	2	0	0	3	0	0	0	0	0	0	1	1	1	17	
	GB	0	0	0	1	0	0	0	0	0	0	0	0	0	0	0	0	1	
	FATA	1	0	0	0	0	0	0	0	0	0	0	0	0	1	0	1	3	
	Bureau of Emigration & Overseas Employment Islamabad.	TOTAL	59	1	0	17	0	0	35	0	21	0	0	11	0	44	0	30	218
	Islamabad	5	0	0	0	0	0	1	0	0	0	0	0	0	0	0	0	6	
	Punjab	28	1	0	7	0	0	14	0	13	0	0	5	0	16	0	15	99	
	Sindh R	5	0	0	3	0	0	3	0	1	0	0	3	0	11	0	3	29	
	Sindh U	4	0	0	1	0	0	2	0	1	0	0	2	0	6	0	7	23	
	KP	11	0	0	5	0	0	9	0	4	0	0	1	0	6	0	3	39	
	Balochistan	5	0	0	1	0	0	3	0	2	0	0	0	0	3	0	2	16	
	AJ&K	0	0	0	0	0	0	2	0	0	0	0	0	0	1	0	0	3	
	GB	1	0	0	0	0	0	0	0	0	0	0	0	0	0	0	0	1	
	FATA	0	0	0	0	0	0	1	0	0	0	0	0	0	1	0	0	2	
	National Industrial Relation Commission Islamabad.	TOTAL	0	37	2	5	5	0	11	0	3	0	8	0	0	4	0	10	85
	Islamabad	0	0	0	0	0	0	0	0	0	0	0	0	0	0	0	0	0	0
	Punjab	0	18	2	2	3	0	4	0	1	0	5	0	0	3	0	5	43	
	Sindh R	0	2	0	1	1	0	1	0	0	0	1	0	0	0	0	0	6	
	Sindh U	0	2	0	0	0	0	0	0	0	0	0	0	0	1	0	1	4	
KP	0	7	0	1	0	0	4	0	0	0	1	0	0	0	0	3	16		
Balochistan	0	3	0	1	0	0	1	0	0	0	1	0	0	0	0	1	7		
AJ&K	0	5	0	0	1	0	1	0	2	0	0	0	0	0	0	0	9		
GB	0	0	0	0	0	0	0	0	0	0	0	0	0	0	0	0	0		
FATA	0	0	0	0	0	0	0	0	0	0	0	0	0	0	0	0	0		
27 Parliamentary Affairs Division Islamabad.	TOTAL	35	6	0	13	0	0	10	0	9	0	0	0	0	17	0	16	106	
Islamabad	0	0	0	0	0	0	0	0	0	0	0	0	0	0	0	0	0	0	
Punjab	26	3	0	10	0	0	6	0	4	0	0	0	0	12	0	12	73		
Sindh R	0	0	0	0	0	0	2	0	1	0	0	0	0	1	0	0	4		
Sindh U	0	0	0	0	0	0	0	0	0	0	0	0	0	1	0	0	1		
KP	8	1	0	1	0	0	1	0	2	0	0	0	0	2	0	4	19		
Balochistan	0	0	0	0	0	0	1	0	0	0	0	0	0	1	0	0	2		
AJ&K	0	2	0	2	0	0	0	0	2	0	0	0	0	0	0	0	6		
GB	1	0	0	0	0	0	0	0	0	0	0	0	0	0	0	0	1		
FATA	0	0	0	0	0	0	0	0	0	0	0	0	0	0	0	0	0		

TABLE-24
DOMICILE WISE ACTUAL STRENGTH OF EMPLOYEES BY BASIC SCALE AND DIVISION / ATTACHED
DEPARTMENTS / SUBORDINATE OFFICES

DIVISION/OFFICE	DOMICILE	BASIC SCALE 1 to 16																TOTAL
		1	2	3	4	5	6	7	8	9	10	11	12	13	14	15	16	
28 Petroleum &	G. TOTAL	165	129	123	104	43	9	109	0	42	3	26	2	2	85	2	68	912
Natural Resources	TOTAL	82	2	4	15	1	0	22	0	8	0	0	0	0	58	1	29	222
Division	Islamabad	13	0	0	0	0	0	3	0	0	0	0	0	0	2	0	3	21
Main, Islamabad.	Punjab	44	2	4	8	1	0	11	0	5	0	0	0	0	31	0	16	122
	Sindh R	2	0	0	0	0	0	1	0	1	0	0	0	0	5	1	2	12
	Sindh U	0	0	0	2	0	0	2	0	0	0	0	0	0	4	0	1	9
	KP	20	0	0	3	0	0	3	0	2	0	0	0	0	10	0	5	43
	Balochistan	0	0	0	0	0	0	1	0	0	0	0	0	0	2	0	0	3
	AJ&K	2	0	0	2	0	0	1	0	0	0	0	0	0	1	0	1	7
	GB	1	0	0	0	0	0	0	0	0	0	0	0	0	3	0	0	4
	FATA	0	0	0	0	0	0	0	0	0	0	0	0	0	0	0	1	1
Central Inspectorate of	TOTAL	0	4	0	0	2	0	1	0	2	0	0	0	0	1	0	1	11
Mines Islamabad.	Islamabad	0	1	0	0	0	0	0	0	0	0	0	0	0	0	0	0	1
	Punjab	0	3	0	0	1	0	1	0	2	0	0	0	0	1	0	1	9
	Sindh R	0	0	0	0	0	0	0	0	0	0	0	0	0	0	0	0	0
	Sindh U	0	0	0	0	0	0	0	0	0	0	0	0	0	0	0	0	0
	KP	0	0	0	0	1	0	0	0	0	0	0	0	0	0	0	0	1
	Balochistan	0	0	0	0	0	0	0	0	0	0	0	0	0	0	0	0	0
	AJ&K	0	0	0	0	0	0	0	0	0	0	0	0	0	0	0	0	0
	GB	0	0	0	0	0	0	0	0	0	0	0	0	0	0	0	0	0
	FATA	0	0	0	0	0	0	0	0	0	0	0	0	0	0	0	0	0
Geological Survey of	TOTAL	83	123	119	89	40	9	86	0	32	3	26	2	2	26	1	38	679
Pakistan, Quetta.	Islamabad	2	5	2	0	0	0	2	0	0	0	0	0	0	0	0	0	11
	Punjab	11	25	35	24	23	4	36	0	14	2	18	1	1	12	0	15	221
	Sindh R	4	9	12	3	4	1	11	0	4	0	3	1	0	4	0	2	58
	Sindh U	6	12	15	9	1	0	6	0	3	0	1	0	0	1	0	2	56
	KP	12	11	11	14	0	3	0	0	5	0	2	0	0	2	1	6	67
	Balochistan	45	54	42	29	10	1	20	0	3	1	2	0	1	6	0	9	223
	AJ&K	3	4	0	9	0	0	9	0	2	0	0	0	0	0	0	2	29
	GB	0	2	1	0	0	0	0	0	0	0	0	0	0	0	0	0	3
	FATA	0	1	1	1	2	0	2	0	1	0	0	0	0	1	0	2	11
29 Planning Development	G. TOTAL	335	283	191	155	724	405	1143	293	258	103	186	91	55	289	82	278	4871
and Reform Division	TOTAL	155	8	0	27	1	0	46	0	24	0	4	0	1	79	0	95	440
Main, Islamabad.	Islamabad	33	0	0	4	0	0	0	0	0	0	0	0	0	0	0	0	37
	Punjab	79	3	0	10	0	0	30	0	15	0	2	0	1	46	0	53	239
	Sindh R	1	0	0	3	0	0	3	0	2	0	1	0	0	5	0	12	27
	Sindh U	23	3	0	8	0	0	2	0	0	0	0	0	0	3	0	4	43
	KP	0	0	0	0	1	0	6	0	2	0	1	0	0	12	0	17	39
	Balochistan	0	0	0	0	0	0	2	0	1	0	0	0	0	8	0	2	13
	AJ&K	19	2	0	1	0	0	2	0	4	0	0	0	0	2	0	2	32
	GB	0	0	0	1	0	0	1	0	0	0	0	0	0	1	0	0	3
	FATA	0	0	0	0	0	0	0	0	0	0	0	0	0	2	0	5	7

TABLE-24
DOMICILE WISE ACTUAL STRENGTH OF EMPLOYEES BY BASIC SCALE AND DIVISION / ATTACHED
DEPARTMENTS / SUBORDINATE OFFICES

DIVISION/OFFICE	DOMICILE	BASIC SCALE 1 to 16																TOTAL
		1	2	3	4	5	6	7	8	9	10	11	12	13	14	15	16	
Jawaid Azfar Computer	TOTAL	0	5	0	0	0	0	0	0	1	0	0	0	0	1	2	1	10
Centre, Islamabad.	Islamabad	0	0	0	0	0	0	0	0	0	0	0	0	0	0	0	0	0
	Punjab	0	5	0	0	0	0	0	0	1	0	0	0	0	0	1	1	8
	Sindh R	0	0	0	0	0	0	0	0	0	0	0	0	0	0	0	0	0
	Sindh U	0	0	0	0	0	0	0	0	0	0	0	0	0	0	1	0	1
	KP	0	0	0	0	0	0	0	0	0	0	0	0	0	1	0	0	1
	Balochistan	0	0	0	0	0	0	0	0	0	0	0	0	0	0	0	0	0
	AJ&K	0	0	0	0	0	0	0	0	0	0	0	0	0	0	0	0	0
	GB	0	0	0	0	0	0	0	0	0	0	0	0	0	0	0	0	0
	FATA	0	0	0	0	0	0	0	0	0	0	0	0	0	0	0	0	0
National Fertilizer	TOTAL	0	16	5	0	0	0	0	0	0	0	2	0	0	4	0	4	31
Development Centre, Islamabad.	Islamabad	0	1	2	0	0	0	0	0	0	1	0	0	0	0	1	1	5
	Punjab	0	10	3	0	0	0	0	0	0	0	0	0	0	2	0	2	17
	Sindh R	0	0	0	0	0	0	0	0	0	0	0	0	0	0	0	0	0
	Sindh U	0	0	0	0	0	0	0	0	0	0	0	0	0	0	0	0	0
	KP	0	3	0	0	0	0	0	0	0	1	0	0	2	0	1	1	7
	Balochistan	0	0	0	0	0	0	0	0	0	0	0	0	0	0	0	0	0
	AJ&K	0	2	0	0	0	0	0	0	0	0	0	0	0	0	0	0	2
	GB	0	0	0	0	0	0	0	0	0	0	0	0	0	0	0	0	0
	FATA	0	0	0	0	0	0	0	0	0	0	0	0	0	0	0	0	0
National Logistic Cell, Rawalpindi.	TOTAL	180	251	186	128	723	404	1097	293	233	103	180	90	54	204	80	176	4382
Islamabad	3	1	1	1	3	0	2	0	1	0	0	1	1	2	0	2	2	18
Punjab	130	182	129	98	502	298	697	191	148	60	114	68	31	134	55	123	2960	
Sindh R	10	20	12	5	47	15	133	30	19	10	9	0	4	11	4	3	332	
Sindh U	11	18	10	3	40	15	100	25	15	9	20	9	8	20	12	15	330	
KP	17	19	19	14	82	52	96	29	38	16	24	5	7	24	5	24	471	
Balochistan	5	3	5	4	6	13	24	9	3	4	2	3	0	2	1	4	88	
AJ&K	4	6	6	3	22	11	36	8	9	1	7	2	3	9	3	3	133	
GB	0	0	1	0	3	0	8	0	0	0	4	0	0	1	0	1	18	
FATA	0	2	3	0	18	0	1	1	0	3	0	2	0	1	0	1	32	
Pakistan Planning and Management Institute, Islamabad.	TOTAL	0	3	0	0	0	1	0	0	0	0	1	0	1	0	2	8	
Islamabad	0	0	0	0	0	0	0	0	0	0	0	0	0	0	0	1	1	
Punjab	0	2	0	0	0	1	0	0	0	0	0	0	0	0	0	0	3	
Sindh R	0	0	0	0	0	0	0	0	0	0	0	0	0	0	0	0	0	
Sindh U	0	0	0	0	0	0	0	0	0	0	0	0	0	0	0	0	0	
KP	0	1	0	0	0	0	0	0	0	0	0	1	0	1	0	1	4	
Balochistan	0	0	0	0	0	0	0	0	0	0	0	0	0	0	0	0	0	
AJ&K	0	0	0	0	0	0	0	0	0	0	0	0	0	0	0	0	0	
GB	0	0	0	0	0	0	0	0	0	0	0	0	0	0	0	0	0	
FATA	0	0	0	0	0	0	0	0	0	0	0	0	0	0	0	0	0	

TABLE-24
DOMICILE WISE ACTUAL STRENGTH OF EMPLOYEES BY BASIC SCALE AND DIVISION / ATTACHED
DEPARTMENTS / SUBORDINATE OFFICES

DIVISION/OFFICE	DOMICILE	BASIC SCALE 1 to 16																TOTAL
		1	2	3	4	5	6	7	8	9	10	11	12	13	14	15	16	
30 Privatization	TOTAL	0	19	4	0	6	0	13	0	4	0	1	0	0	9	0	9	65
Division, Islamabad.	Islamabad	0	2	0	0	0	0	0	0	1	0	0	0	0	2	0	1	6
	Punjab	0	11	4	0	4	0	9	0	2	0	1	0	0	4	0	4	39
	Sindh R	0	2	0	0	1	0	1	0	1	0	0	0	0	2	0	0	7
	Sindh U	0	0	0	0	1	0	0	0	0	0	0	0	0	0	0	0	1
	KP	0	4	0	0	0	0	2	0	0	0	0	0	0	1	0	4	11
	Balochistan	0	0	0	0	0	0	1	0	0	0	0	0	0	0	0	0	1
	AJ&K	0	0	0	0	0	0	0	0	0	0	0	0	0	0	0	0	0
	GB	0	0	0	0	0	0	0	0	0	0	0	0	0	0	0	0	0
	FATA	0	0	0	0	0	0	0	0	0	0	0	0	0	0	0	0	0
31 Ports & Shipping	G. TOTAL	46	36	15	35	21	5	33	0	28	17	3	21	4	45	1	33	343
Division	TOTAL	10	11	1	23	2	5	10	0	5	1	0	0	0	35	0	19	122
	Main, Islamabad.	5	4	0	0	1	0	1	0	0	0	0	0	0	1	0	3	15
Main, Islamabad.	Punjab	4	6	1	3	1	0	1	0	2	0	0	0	0	10	0	7	35
	Sindh R	0	0	0	0	0	1	0	0	1	0	0	0	0	7	0	1	10
	Sindh U	0	0	0	16	0	4	4	0	2	1	0	0	0	12	0	4	43
	KP	1	1	0	3	0	0	4	0	0	0	0	0	0	4	0	4	17
	Balochistan	0	0	0	0	0	0	0	0	0	0	0	0	0	1	0	0	1
	AJ&K	0	0	0	0	0	0	0	0	0	0	0	0	0	0	0	0	0
	GB	0	0	0	1	0	0	0	0	0	0	0	0	0	0	0	0	1
	FATA	0	0	0	0	0	0	0	0	0	0	0	0	0	0	0	0	0
	Directorate of Dock	TOTAL	0	10	0	0	4	0	2	0	3	0	0	0	0	5	0	2
Workers Safety, Karachi.	Islamabad	0	0	0	0	0	0	0	0	0	0	0	0	0	0	0	0	0
	Punjab	0	0	0	0	0	0	0	0	0	0	0	0	0	1	0	0	1
	Sindh R	0	0	0	0	0	0	0	0	1	0	0	0	0	1	0	1	3
	Sindh U	0	9	0	0	2	0	1	0	1	0	0	0	0	2	0	1	16
	KP	0	0	0	0	0	0	0	0	0	0	0	0	0	0	0	0	0
	Balochistan	0	1	0	0	1	0	1	0	1	0	0	0	0	1	0	0	5
	AJ&K	0	0	0	0	0	0	0	0	0	0	0	0	0	0	0	0	0
	GB	0	0	0	0	0	0	0	0	0	0	0	0	0	0	0	0	0
	FATA	0	0	0	0	1	0	0	0	0	0	0	0	0	0	0	0	1
Government Shipping	TOTAL	0	1	2	0	0	0	2	0	4	2	0	0	0	0	0	1	12
Office, Karachi.	Islamabad	0	0	0	0	0	0	0	0	0	0	0	0	0	0	0	0	0
	Punjab	0	0	0	0	0	0	0	0	0	0	0	0	0	0	0	0	0
	Sindh R	0	0	0	0	0	0	1	0	0	1	0	0	0	0	0	0	2
	Sindh U	0	1	2	0	0	0	1	0	3	1	0	0	0	0	0	1	9
	KP	0	0	0	0	0	0	0	0	1	0	0	0	0	0	0	0	1
	Balochistan	0	0	0	0	0	0	0	0	0	0	0	0	0	0	0	0	0
	AJ&K	0	0	0	0	0	0	0	0	0	0	0	0	0	0	0	0	0
	GB	0	0	0	0	0	0	0	0	0	0	0	0	0	0	0	0	0
	FATA	0	0	0	0	0	0	0	0	0	0	0	0	0	0	0	0	0

TABLE-24
DOMICILE WISE ACTUAL STRENGTH OF EMPLOYEES BY BASIC SCALE AND DIVISION / ATTACHED
DEPARTMENTS / SUBORDINATE OFFICES

DIVISION/OFFICE	DOMICILE	BASIC SCALE 1 to 16																TOTAL
		1	2	3	4	5	6	7	8	9	10	11	12	13	14	15	16	
Marine Biological	TOTAL	7	3	1	1	4	0	3	0	0	1	0	0	2	0	0	2	24
Research Laboratory	Islamabad	0	0	0	0	0	0	0	0	0	0	0	0	0	0	0	0	0
Karachi.	Punjab	1	0	1	1	3	0	1	0	0	1	0	0	0	0	0	1	9
	Sindh R	1	1	0	0	0	0	0	0	0	0	0	0	0	0	0	1	3
	Sindh U	5	2	0	0	1	0	2	0	0	0	0	0	1	0	0	0	11
	KP	0	0	0	0	0	0	0	0	0	0	0	0	0	0	0	0	0
	Balochistan	0	0	0	0	0	0	0	0	0	0	0	0	1	0	0	0	1
	AJ&K	0	0	0	0	0	0	0	0	0	0	0	0	0	0	0	0	0
	GB	0	0	0	0	0	0	0	0	0	0	0	0	0	0	0	0	0
	FATA	0	0	0	0	0	0	0	0	0	0	0	0	0	0	0	0	0
Marine Fisheries	TOTAL	29	8	2	5	0	0	11	0	10	10	3	20	2	5	0	7	112
Department Karachi.	Islamabad	0	0	0	0	0	0	0	0	0	0	0	0	0	0	0	0	0
	Punjab	3	1	1	1	0	0	1	0	4	3	1	3	1	1	0	2	22
	Sindh R	1	1	0	1	0	0	4	0	0	1	2	11	0	0	0	3	24
	Sindh U	24	6	1	1	0	0	5	0	6	5	0	2	1	4	0	2	57
	KP	0	0	0	1	0	0	0	0	0	1	0	2	0	0	0	0	4
	Balochistan	1	0	0	1	0	0	1	0	0	0	0	1	0	0	0	0	4
	AJ&K	0	0	0	0	0	0	0	0	0	0	0	0	0	0	0	0	0
	GB	0	0	0	0	0	0	0	0	0	0	0	0	0	0	0	0	0
FATA	0	0	0	0	0	0	0	0	0	0	0	1	0	0	0	0	1	
Mercantile Marine	TOTAL	0	3	9	6	11	0	5	0	6	3	0	1	0	0	1	2	47
Department, Karachi.	Islamabad	0	0	0	0	0	0	0	0	0	0	0	0	0	0	0	0	0
	Punjab	0	0	2	0	0	0	2	0	2	0	0	0	0	0	0	0	6
	Sindh R	0	0	0	5	0	0	0	0	1	0	0	0	0	0	0	1	7
	Sindh U	0	2	7	1	2	0	3	0	2	2	0	0	0	0	0	1	20
	KP	0	0	0	0	0	0	0	0	1	0	0	0	0	0	0	0	1
	Balochistan	0	1	0	0	9	0	0	0	0	0	0	1	0	0	1	0	12
	AJ&K	0	0	0	0	0	0	0	0	0	0	0	0	0	0	0	0	0
	GB	0	0	0	0	0	0	0	0	1	0	0	0	0	0	0	0	1
FATA	0	0	0	0	0	0	0	0	0	0	0	0	0	0	0	0	0	
32 Religious Affairs and	G. TOTAL	129	44	8	43	13	1	55	0	41	2	4	3	0	100	6	64	513
Inter-faith Harmony	TOTAL	94	15	1	34	0	0	39	0	24	0	1	3	0	81	6	48	346
Division	Islamabad	19	3	0	1	0	0	5	0	0	0	0	1	0	6	0	1	36
Main, Islamabad.	Punjab	49	6	0	23	0	0	22	0	13	0	1	0	0	46	4	35	199
	Sindh R	1	0	0	0	0	0	3	0	1	0	0	1	0	6	0	5	17
	Sindh U	1	0	1	1	0	0	2	0	1	0	0	0	0	3	0	1	10
	KP	11	4	0	8	0	0	5	0	6	0	0	1	0	10	2	3	50
	Balochistan	1	0	0	0	0	0	1	0	0	0	0	0	0	4	0	2	8
	AJ&K	11	2	0	1	0	0	1	0	2	0	0	0	0	4	0	1	22
	GB	1	0	0	0	0	0	0	0	1	0	0	0	0	1	0	0	3
FATA	0	0	0	0	0	0	0	0	0	0	0	0	0	1	0	0	1	

TABLE-24
DOMICILE WISE ACTUAL STRENGTH OF EMPLOYEES BY BASIC SCALE AND DIVISION / ATTACHED
DEPARTMENTS / SUBORDINATE OFFICES

DIVISION/OFFICE	DOMICILE	BASIC SCALE 1 to 16																
		1	2	3	4	5	6	7	8	9	10	11	12	13	14	15	16	TOTAL
Directorate of Hajj, (Over all Pakistan).	TOTAL	35	29	7	9	13	1	16	0	17	2	3	0	0	19	0	16	167
	Islamabad	0	0	0	0	0	0	0	0	0	0	0	0	0	0	0	0	0
	Punjab	16	3	3	8	0	0	5	0	5	2	2	0	0	8	0	6	58
	Sindh R	0	10	1	0	3	0	2	0	1	0	0	0	0	3	0	4	24
	Sindh U	0	11	0	0	3	0	3	0	5	0	0	0	0	3	0	3	28
	KP	11	1	3	1	4	1	5	0	2	0	1	0	0	3	0	1	33
	Balochistan	8	3	0	0	3	0	1	0	3	0	0	0	0	2	0	1	21
	AJ&K	0	0	0	0	0	0	0	0	0	0	0	0	0	0	0	1	1
	GB	0	0	0	0	0	0	0	0	0	0	0	0	0	0	0	0	0
	FATA	0	1	0	0	0	0	0	0	1	0	0	0	0	0	0	0	2
33 Revenue Division	G.TOTAL	149	2591	983	389	3767	52	1708	7	2132	52	12	399	55	1672	17	5359	19344
Main, Islamabad.	TOTAL	2	1	7	1	1	0	6	1	0	0	0	0	0	4	0	4	27
	Islamabad	2	0	2	0	1	0	0	0	0	0	0	0	0	1	0	0	6
	Punjab	0	1	2	1	0	0	3	0	0	0	0	0	0	2	0	0	9
	Sindh R	0	0	0	0	0	0	1	0	0	0	0	0	0	0	0	1	2
	Sindh U	0	0	0	0	0	0	0	0	0	0	0	0	0	0	0	0	0
	KP	0	0	1	0	0	0	0	0	0	0	0	0	0	1	0	2	4
	Balochistan	0	0	0	0	0	0	1	1	0	0	0	0	0	0	0	1	3
	AJ&K	0	0	1	0	0	0	1	0	0	0	0	0	0	0	0	0	2
	GB	0	0	1	0	0	0	0	0	0	0	0	0	0	0	0	0	1
	FATA	0	0	0	0	0	0	0	0	0	0	0	0	0	0	0	0	0
Federal Board of Revenue including (Customs, Central Excise, Sales Tax & Income Tax Departments), HQ Islamabad.	TOTAL	147	2590	976	388	3766	52	1702	6	2132	52	12	399	55	1668	17	5355	19317
	Islamabad	28	74	14	6	40	2	56	0	35	1	1	47	1	53	2	73	433
	Punjab	84	1273	616	247	1565	33	940	4	992	21	5	168	14	896	11	2900	9769
	Sindh R	4	139	59	23	269	1	143	1	177	1	1	32	1	100	0	451	1402
	Sindh U	0	663	188	58	910	10	245	1	677	26	4	138	37	427	1	1037	4422
	KP	23	296	69	36	582	3	200	0	176	3	1	0	1	150	3	574	2117
	Balochistan	1	86	15	2	295	0	77	0	48	0	0	7	1	26	0	210	768
	AJ&K	7	48	11	15	54	2	23	0	17	0	0	3	0	10	0	32	222
	GB	0	0	0	0	0	0	0	0	0	0	0	0	0	0	0	0	0
	FATA	0	11	4	1	51	1	18	0	10	0	0	4	0	6	0	78	184
34 Railways Division	G. TOTAL	11930	10920	4670	6185	8921	13628	3139	2475	3721	911	1673	1595	1010	2710	487	1229	75204
Main, Islamabad.	TOTAL	1	24	9	15	13	4	16	1	9	0	0	3	0	52	0	18	165
	Islamabad	0	9	6	2	1	0	2	0	1	0	0	0	0	3	0	1	25
	Punjab	0	7	0	10	5	4	9	1	6	0	0	3	0	28	0	13	86
	Sindh R	0	0	0	0	0	0	1	0	0	0	0	0	0	5	0	1	7
	Sindh U	0	0	0	0	0	0	1	0	0	0	0	0	0	6	0	0	7
	KP	0	4	2	1	6	0	3	0	1	0	0	0	0	6	0	2	25
	Balochistan	0	0	0	0	0	0	0	0	0	0	0	0	0	1	0	0	1
	AJ&K	1	4	1	2	1	0	0	0	1	0	0	0	0	1	0	1	12
	GB	0	0	0	0	0	0	0	0	0	0	0	0	0	2	0	0	2
	FATA	0	0	0	0	0	0	0	0	0	0	0	0	0	0	0	0	0

TABLE-24
DOMICILE WISE ACTUAL STRENGTH OF EMPLOYEES BY BASIC SCALE AND DIVISION / ATTACHED DEPARTMENTS / SUBORDINATE OFFICES

DIVISION/OFFICE	DOMICILE	BASIC SCALE 1 to 16																
		1	2	3	4	5	6	7	8	9	10	11	12	13	14	15	16	TOTAL
Pakistan Railways HQ,	TOTAL	11929	10896	4661	6170	8908	13624	3123	2474	3712	911	1673	1592	1010	2658	487	1211	75039
Lahore.	Islamabad	4	0	0	1	21	11	1	0	4	0	1	0	0	0	0	1	44
	Punjab	7639	6858	1533	4073	4827	9703	1522	1476	2220	581	1074	836	418	1704	293	768	45525
	Sindh R	1469	1083	198	807	1254	822	356	170	296	42	101	112	95	286	18	81	7190
	Sindh U	1442	1092	2421	575	1678	1366	858	560	731	206	310	476	347	306	112	160	12640
	KP	636	619	100	360	579	1122	247	156	246	61	119	98	85	179	25	122	4754
	Balochistan	709	1194	393	335	525	579	118	107	205	18	63	66	65	181	39	66	4663
	AJ&K	15	0	6	4	14	17	18	4	10	3	0	0	0	2	0	8	101
	GB	0	0	6	0	0	0	0	0	0	0	0	0	0	0	0	2	8
	FATA	15	50	4	15	10	4	3	1	0	0	5	4	0	0	0	3	114
35 Science & Technology	TOTAL	52	3	0	14	0	1	7	0	2	0	0	0	0	36	1	21	137
Division Islamabad.	Islamabad	32	0	0	1	0	1	1	0	0	0	0	0	0	3	1	1	40
	Punjab	20	3	0	6	0	0	3	0	2	0	0	0	0	17	0	18	69
	Sindh R	0	0	0	1	0	0	1	0	0	0	0	0	0	3	0	0	5
	Sindh U	0	0	0	0	0	0	0	0	0	0	0	0	0	3	0	1	4
	KP	0	0	0	2	0	0	2	0	0	0	0	0	0	8	0	1	13
	Balochistan	0	0	0	1	0	0	0	0	0	0	0	0	0	1	0	0	2
	AJ&K	0	0	0	2	0	0	0	0	0	0	0	0	0	0	0	0	2
	GB	0	0	0	0	0	0	0	0	0	0	0	0	0	1	0	0	1
	FATA	0	0	0	1	0	0	0	0	0	0	0	0	0	0	0	0	1
36 States and Frontier	G. TOTAL	47	111	7	11	299	4	143	0	90	0	0	0	0	72	2	31	817
Regions Division	TOTAL	28	4	2	10	0	0	12	0	8	0	0	0	0	27	2	12	105
Main, Islamabad.	Islamabad	4	0	0	2	0	0	2	0	0	0	0	0	0	2	0	2	12
	Punjab	10	2	1	2	0	0	0	0	5	0	0	0	0	12	0	7	39
	Sindh R	2	1	0	2	0	0	2	0	0	0	0	0	0	1	1	0	9
	Sindh U	0	0	0	0	0	0	0	0	0	0	0	0	0	0	0	0	0
	KP	8	0	1	4	0	0	5	0	3	0	0	0	0	10	1	2	34
	Balochistan	0	0	0	0	0	0	1	0	0	0	0	0	0	0	0	0	1
	AJ&K	3	1	0	0	0	0	0	0	0	0	0	0	0	0	0	0	4
	GB	1	0	0	0	0	0	0	0	0	0	0	0	0	1	0	0	2
	FATA	0	0	0	0	0	0	2	0	0	0	0	0	0	1	0	1	4
Chief Commissioner for	TOTAL	19	107	5	1	299	4	131	0	82	0	0	0	0	45	0	19	712
Afghan Refugees,	Islamabad	0	0	0	0	0	0	1	0	0	0	0	0	0	0	0	0	1
Islamabad, Lahore,	Punjab	15	0	0	1	34	1	9	0	4	0	0	0	0	12	0	5	81
Karachi, Peshawar	Sindh R	1	0	0	0	0	0	0	0	0	0	0	0	0	0	0	0	1
Quetta.	Sindh U	0	0	0	0	0	0	0	0	0	0	0	0	0	0	0	1	1
	KP	2	94	2	0	241	2	104	0	59	0	0	0	0	21	0	10	535
	Balochistan	0	9	3	0	4	1	4	0	2	0	0	0	0	8	0	2	33
	AJ&K	1	0	0	0	1	0	0	0	0	0	0	0	0	0	0	0	2
	GB	0	0	0	0	0	0	0	0	0	0	0	0	0	0	0	0	0
	FATA	0	4	0	0	19	0	13	0	17	0	0	0	0	4	0	1	58

TABLE-24
DOMICILE WISE ACTUAL STRENGTH OF EMPLOYEES BY BASIC SCALE AND DIVISION / ATTACHED
DEPARTMENTS / SUBORDINATE OFFICES

DIVISION/OFFICE	DOMICILE	BASIC SCALE 1 to 16																TOTAL
		1	2	3	4	5	6	7	8	9	10	11	12	13	14	15	16	
37 Statistics Division	G. TOTAL	174	90	116	81	49	1	151	5	172	45	40	163	3	1339	2	85	2516
Main, Islamabad.	TOTAL	0	0	25	1	5	0	6	0	4	0	0	0	0	15	0	5	61
	Islamabad	0	0	2	1	0	0	2	0	1	0	0	0	0	1	0	0	7
	Punjab	0	0	14	0	3	0	1	0	1	0	0	0	0	7	0	5	31
	Sindh R	0	0	0	0	0	0	1	0	0	0	0	0	0	2	0	0	3
	Sindh U	0	0	0	0	0	0	0	0	0	0	0	0	0	1	0	0	1
	KP	0	0	7	0	1	0	1	0	0	0	0	0	0	3	0	0	12
	Balochistan	0	0	0	0	0	0	1	0	1	0	0	0	0	0	0	0	2
	AJ&K	0	0	1	0	1	0	0	0	0	0	0	0	0	0	0	0	2
	GB	0	0	1	0	0	0	0	0	1	0	0	0	0	1	0	0	3
	FATA	0	0	0	0	0	0	0	0	0	0	0	0	0	0	0	0	0
Pakistan Bureau of	TOTAL	174	90	91	80	44	1	145	5	168	45	40	163	3	1324	2	80	2455
Statistics, Islamabad.	Islamabad	19	7	2	2	2	0	11	0	7	0	2	6	0	134	0	1	193
	Punjab	71	49	37	40	19	1	69	2	89	34	21	85	3	618	1	44	1183
	Sindh R	9	2	10	9	5	0	16	0	17	6	4	16	0	150	0	5	249
	Sindh U	18	17	9	8	6	0	16	2	17	0	3	14	0	117	0	14	241
	KP	17	10	19	9	7	0	16	0	25	3	4	28	0	177	1	9	325
	Balochistan	19	3	7	7	0	0	4	1	6	0	3	5	0	57	0	3	115
	AJ&K	11	2	7	3	1	0	8	0	3	1	0	2	0	22	0	1	61
	GB	7	0	0	1	2	0	1	0	3	0	1	4	0	21	0	2	42
	FATA	3	0	0	1	2	0	4	0	1	1	2	3	0	28	0	1	46
38 Textile Industry	G. TOTAL	5	53	2	10	7	0	8	0	16	0	1	4	0	24	0	19	149
Division	TOTAL	0	52	2	8	7	0	2	0	7	0	0	0	0	18	0	15	111
Main, Islamabad.	Islamabad	0	12	0	2	1	0	2	0	3	0	0	0	0	3	0	0	23
	Punjab	0	22	1	4	5	0	0	0	0	0	0	0	0	7	0	11	50
	Sindh R	0	2	0	1	0	0	0	0	1	0	0	0	0	2	0	1	7
	Sindh U	0	4	0	0	0	0	0	0	1	0	0	0	0	0	0	2	7
	KP	0	5	0	1	1	0	0	0	1	0	0	0	0	4	0	1	13
	Balochistan	0	2	0	0	0	0	0	0	1	0	0	0	0	1	0	0	4
	AJ&K	0	4	1	0	0	0	0	0	0	0	0	0	0	0	0	0	5
	GB	0	1	0	0	0	0	0	0	0	0	0	0	0	1	0	0	2
	FATA	0	0	0	0	0	0	0	0	0	0	0	0	0	0	0	0	0
Textile Commissioner's	TOTAL	5	1	0	2	0	0	6	0	9	0	1	4	0	6	0	4	38
Organization, Karachi.	Islamabad	0	0	0	0	0	0	0	0	0	0	0	0	0	0	0	0	0
	Punjab	1	1	0	1	0	0	2	0	3	0	0	3	0	2	0	1	14
	Sindh R	1	0	0	0	0	0	0	0	2	0	1	0	0	1	0	3	8
	Sindh U	2	0	0	0	0	0	3	0	4	0	0	0	0	2	0	0	11
	KP	1	0	0	1	0	0	1	0	0	0	0	1	0	1	0	0	5
	Balochistan	0	0	0	0	0	0	0	0	0	0	0	0	0	0	0	0	0
	AJ&K	0	0	0	0	0	0	0	0	0	0	0	0	0	0	0	0	0
	GB	0	0	0	0	0	0	0	0	0	0	0	0	0	0	0	0	0
	FATA	0	0	0	0	0	0	0	0	0	0	0	0	0	0	0	0	0

TABLE-24
DOMICILE WISE ACTUAL STRENGTH OF EMPLOYEES BY BASIC SCALE AND DIVISION / ATTACHED
DEPARTMENTS / SUBORDINATE OFFICES

39	DIVISION/OFFICE	DOMICILE	BASIC SCALE 1 to 16																
			1	2	3	4	5	6	7	8	9	10	11	12	13	14	15	16	TOTAL
	Water and Power	G. TOTAL	60	44	2	27	5	9	12	9	11	2	5	1	2	54	1	51	295
	Division	TOTAL	0	40	2	9	1	8	1	9	1	2	0	0	0	33	1	15	122
	Main, Islamabad.	Islamabad	0	9	0	0	0	0	0	0	0	0	0	0	0	0	0	0	9
		Punjab	0	19	0	2	0	4	0	8	0	2	0	0	0	16	0	8	59
		Sindh R	0	1	0	1	0	0	0	0	0	0	0	0	0	6	0	3	11
		Sindh U	0	0	0	0	0	0	0	0	0	0	0	0	0	0	1	0	1
		KP	0	7	2	5	0	4	0	1	0	0	0	0	0	7	0	4	30
		Balochistan	0	0	0	0	0	0	0	0	0	0	0	0	0	0	0	0	0
		AJ&K	0	4	0	1	1	0	1	0	1	0	0	0	0	2	0	0	10
		GB	0	0	0	0	0	0	0	0	0	0	0	0	0	1	0	0	1
		FATA	0	0	0	0	0	0	0	0	0	0	0	0	0	1	0	0	1
	National Energy	TOTAL	13	1	0	3	0	0	1	0	1	0	0	0	0	5	0	5	29
	Conservation Centre	Islamabad	3	0	0	0	0	0	0	0	0	0	0	0	0	1	0	0	4
	(ENERCON) Islamabad	Punjab	6	1	0	2	0	0	1	0	1	0	0	0	0	4	0	4	19
		Sindh R	0	0	0	0	0	0	0	0	0	0	0	0	0	0	0	0	0
		Sindh U	0	0	0	0	0	0	0	0	0	0	0	0	0	0	0	1	1
		KP	1	0	0	1	0	0	0	0	0	0	0	0	0	0	0	0	2
		Balochistan	0	0	0	0	0	0	0	0	0	0	0	0	0	0	0	0	0
		AJ&K	3	0	0	0	0	0	0	0	0	0	0	0	0	0	0	0	3
		GB	0	0	0	0	0	0	0	0	0	0	0	0	0	0	0	0	0
		FATA	0	0	0	0	0	0	0	0	0	0	0	0	0	0	0	0	0
	Office of the Chief	TOTAL	29	2	0	9	1	0	5	0	5	0	4	0	1	12	0	27	95
	Engineering Adviser/	Islamabad	20	1	0	1	1	0	2	0	2	0	0	0	0	1	0	4	32
	Chairman Federal	Punjab	4	1	0	5	0	0	0	0	2	0	1	0	1	4	0	10	28
	Flood Commission,	Sindh R	0	0	0	0	0	0	0	0	0	1	0	0	2	0	4	7	
	Islamabad.	Sindh U	1	0	0	0	0	0	0	0	0	0	0	0	1	0	0	2	
		KP	2	0	0	2	0	0	1	0	1	0	1	0	0	2	0	7	16
		Balochistan	2	0	0	1	0	0	2	0	0	0	0	0	0	1	0	1	7
		AJ&K	0	0	0	0	0	0	0	0	0	0	0	0	0	0	0	0	0
		GB	0	0	0	0	0	0	0	0	0	1	0	0	0	0	0	0	1
		FATA	0	0	0	0	0	0	0	0	0	0	0	0	0	1	0	1	2
	Pakistan Commissioner	TOTAL	18	1	0	6	3	1	5	0	4	0	1	1	1	4	0	4	49
	for Indus Waters,	Islamabad	0	0	0	0	0	0	0	0	0	0	0	0	0	0	0	0	0
	Lahore.	Punjab	18	1	0	5	2	1	4	0	3	0	0	1	1	3	0	2	41
		Sindh R	0	0	0	1	0	0	0	0	1	0	1	0	0	1	0	1	5
		Sindh U	0	0	0	0	0	0	0	0	0	0	0	0	0	0	0	0	0
		KP	0	0	0	0	1	0	1	0	0	0	0	0	0	0	0	1	3
		Balochistan	0	0	0	0	0	0	0	0	0	0	0	0	0	0	0	0	0
		AJ&K	0	0	0	0	0	0	0	0	0	0	0	0	0	0	0	0	0
		GB	0	0	0	0	0	0	0	0	0	0	0	0	0	0	0	0	0
		FATA	0	0	0	0	0	0	0	0	0	0	0	0	0	0	0	0	0

TABLE-24
DOMICILE WISE ACTUAL STRENGTH OF EMPLOYEES BY BASIC SCALE AND DIVISION / ATTACHED
DEPARTMENTS / SUBORDINATE OFFICES

DIVISION/OFFICE	DOMICILE	BASIC SCALE 1 to 16																TOTAL	
		1	2	3	4	5	6	7	8	9	10	11	12	13	14	15	16		
40 President's	TOTAL	59	9	0	56	1	0	13	0	17	1	0	2	0	31	0	43	232	
Secretariat (Public), Islamabad.	Islamabad	0	0	0	0	0	0	0	0	0	0	0	0	0	0	0	0	0	0
	Punjab	47	6	0	49	1	0	9	0	13	1	0	2	0	23	0	28	179	
	Sindh R	1	0	0	1	0	0	0	0	0	0	0	0	0	2	0	3	7	
	Sindh U	1	0	0	0	0	0	0	0	0	0	0	0	0	1	0	1	3	
	KP	6	2	0	4	0	0	3	0	2	0	0	0	0	4	0	7	28	
	Balochistan	0	0	0	0	0	0	0	0	0	0	0	0	0	0	0	1	1	
	AJ&K	4	1	0	2	0	0	0	0	2	0	0	0	0	1	0	2	12	
	GB	0	0	0	0	0	0	1	0	0	0	0	0	0	0	0	0	1	
	FATA	0	0	0	0	0	0	0	0	0	0	0	0	0	0	0	1	1	
41 President's Secretariat (Personal), Islamabad.	TOTAL	42	56	56	19	71	22	34	12	32	1	6	3	0	36	3	6	399	
	Islamabad	1	4	2	2	2	1	2	0	1	0	0	0	0	1	1	0	17	
	Punjab	34	42	48	14	52	16	23	9	20	1	6	3	0	21	1	5	295	
	Sindh R	0	0	0	1	0	0	1	0	0	0	0	0	0	0	0	0	2	
	Sindh U	0	0	0	0	1	0	0	0	1	0	0	0	0	2	0	0	4	
	KP	4	7	5	2	11	1	5	1	8	0	0	0	0	4	1	0	49	
	Balochistan	0	0	0	0	0	0	1	0	1	0	0	0	0	1	0	0	3	
	AJ&K	3	3	1	0	3	4	2	2	0	0	0	0	0	3	0	1	22	
	GB	0	0	0	0	2	0	0	0	1	0	0	0	0	3	0	0	6	
	FATA	0	0	0	0	0	0	0	0	0	0	0	0	0	1	0	0	1	
42 Prime Minister's Office (Public) Main, Islamabad.	G. TOTAL	47	73	5	39	21	0	28	0	30	0	0	8	1	97	13	68	430	
	TOTAL	16	24	0	27	1	0	12	0	14	0	0	4	0	37	9	33	177	
	Islamabad	0	0	0	0	0	0	0	0	0	0	0	0	0	0	0	0	0	
	Punjab	9	17	0	15	1	0	9	0	7	0	0	4	0	22	9	26	119	
	Sindh R	0	0	0	1	0	0	0	0	0	0	0	0	0	3	0	3	7	
	Sindh U	0	0	0	1	0	0	1	0	0	0	0	0	0	1	0	1	4	
	KP	4	5	0	8	0	0	0	0	5	0	0	0	0	6	0	2	30	
	Balochistan	0	0	0	1	0	0	0	0	1	0	0	0	0	2	0	0	4	
	AJ&K	3	2	0	1	0	0	0	0	1	0	0	0	0	1	0	1	9	
	GB	0	0	0	0	0	0	1	0	0	0	0	0	0	1	0	0	2	
	FATA	0	0	0	0	0	0	1	0	0	0	0	0	0	1	0	0	2	
Board of Investment, Islamabad.	TOTAL	23	44	4	2	18	0	14	0	12	0	0	0	1	52	0	26	196	
	Islamabad	2	1	0	0	0	0	0	0	0	0	0	0	0	2	0	1	6	
	Punjab	10	22	2	1	11	0	3	0	8	0	0	0	0	27	0	12	96	
	Sindh R	0	3	0	0	0	0	2	0	1	0	0	0	0	6	0	5	17	
	Sindh U	1	9	1	0	1	0	2	0	1	0	0	0	1	2	0	4	22	
	KP	6	4	0	1	5	0	7	0	1	0	0	0	0	10	0	3	37	
	Balochistan	4	0	0	0	1	0	0	0	0	0	0	0	0	2	0	0	7	
	AJ&K	0	5	1	0	0	0	0	0	1	0	0	0	0	1	0	1	9	
	GB	0	0	0	0	0	0	0	0	0	0	0	0	0	1	0	0	1	
	FATA	0	0	0	0	0	0	0	0	0	0	0	0	0	1	0	0	1	

TABLE-24
DOMICILE WISE ACTUAL STRENGTH OF EMPLOYEES BY BASIC SCALE AND DIVISION / ATTACHED
DEPARTMENTS / SUBORDINATE OFFICES

DIVISION/OFFICE	DOMICILE	BASIC SCALE 1 to 16																
		1	2	3	4	5	6	7	8	9	10	11	12	13	14	15	16	TOTAL
National Commission for	TOTAL	1	3	1	3	2	0	1	0	1	0	0	0	0	3	0	2	17
Government Reforms,	Islamabad	0	0	0	0	1	0	0	0	0	0	0	0	0	0	0	0	1
Islamabad.	Punjab	1	1	0	3	1	0	0	0	1	0	0	0	1	0	1	9	
	Sindh R	0	0	0	0	0	0	0	0	0	0	0	0	0	0	0	0	
	Sindh U	0	0	0	0	0	0	0	0	0	0	0	0	0	0	0	0	
	KP	0	1	0	0	0	0	1	0	0	0	0	0	1	0	1	4	
	Balochistan	0	0	0	0	0	0	0	0	0	0	0	0	0	0	0	0	
	AJ&K	0	1	0	0	0	0	0	0	0	0	0	0	0	0	0	1	
	GB	0	0	1	0	0	0	0	0	0	0	0	0	0	0	0	1	
	FATA	0	0	0	0	0	0	0	0	0	0	0	0	1	0	0	1	
Prime Minister's	TOTAL	7	2	0	7	0	0	1	0	3	0	0	4	0	5	4	40	
Inspection Commission,	Islamabad	0	0	0	0	0	0	0	0	0	0	0	0	0	0	0	3	
Islamabad.	Punjab	6	2	0	5	0	0	1	0	3	0	1	0	4	2	2	26	
	Sindh R	0	0	0	0	0	0	0	0	0	0	0	0	0	1	1	2	
	Sindh U	0	0	0	0	0	0	0	0	0	0	0	0	0	0	0	0	
	KP	1	0	0	2	0	0	0	0	0	0	2	0	1	0	1	7	
	Balochistan	0	0	0	0	0	0	0	0	0	0	0	0	0	0	0	0	
	AJ&K	0	0	0	0	0	0	0	0	0	0	1	0	0	1	0	2	
	GB	0	0	0	0	0	0	0	0	0	0	0	0	0	0	0	0	
	FATA	0	0	0	0	0	0	0	0	0	0	0	0	0	0	0	0	
43 Prime Minister's	TOTAL	170	11	3	57	53	7	30	5	48	4	13	1	0	34	4	454	
Office (Internal),	Islamabad	21	0	0	7	2	0	4	0	8	0	0	0	0	2	0	44	
Islamabad.	Punjab	93	9	1	30	45	6	13	5	27	4	10	0	0	25	4	284	
	Sindh R	1	0	0	1	0	0	2	0	0	0	0	0	0	0	0	4	
	Sindh U	2	0	0	0	0	0	0	0	1	0	0	0	0	0	0	3	
	KP	34	1	2	10	4	1	5	0	9	0	2	0	4	0	2	74	
	Balochistan	4	0	0	2	0	0	1	0	2	0	1	0	1	0	0	11	
	AJ&K	15	1	0	7	2	0	3	0	0	1	0	0	2	0	0	31	
	GB	0	0	0	0	0	0	2	0	0	0	0	0	0	0	0	2	
	FATA	0	0	0	0	0	0	0	0	1	0	0	0	0	0	0	1	
44 National Assembly	TOTAL	172	36	0	102	12	0	155	0	36	1	27	9	0	118	19	810	
Secretariat, Islamabad.	Islamabad	172	36	0	0	0	0	0	0	0	0	0	0	0	0	0	208	
	Punjab	0	0	0	66	7	0	93	0	24	0	19	2	0	64	10	374	
	Sindh R	0	0	0	11	1	0	21	0	2	1	2	1	0	18	4	76	
	Sindh U	0	0	0	6	0	0	9	0	2	0	1	2	0	6	1	28	
	KP	0	0	0	12	2	0	18	0	4	0	2	2	0	20	3	78	
	Balochistan	0	0	0	3	0	0	4	0	1	0	1	0	0	6	0	17	
	AJ&K	0	0	0	2	2	0	3	0	1	0	1	1	0	1	0	12	
	GB	0	0	0	0	0	0	2	0	0	0	1	0	0	2	1	6	
	FATA	0	0	0	2	0	0	5	0	2	0	0	1	0	1	0	11	

TABLE-24
DOMICILE WISE ACTUAL STRENGTH OF EMPLOYEES BY BASIC SCALE AND DIVISION / ATTACHED
DEPARTMENTS / SUBORDINATE OFFICES

DIVISION/OFFICE	DOMICILE	BASIC SCALE 1 to 16																
		1	2	3	4	5	6	7	8	9	10	11	12	13	14	15	16	TOTAL
45 Senate Secretariat,	TOTAL	205	26	0	131	9	1	103	0	18	0	34	2	0	86	0	126	741
Islamabad.	Islamabad	19	3	0	4	2	0	14	0	3	0	4	0	0	10	0	17	76
	Punjab	100	11	0	70	5	0	44	0	9	0	15	1	0	38	0	65	358
	Sindh R	2	0	0	4	0	0	9	0	2	0	2	0	0	15	0	13	47
	Sindh U	5	0	0	5	0	0	3	0	0	0	2	1	0	4	0	8	28
	KP	54	6	0	34	2	1	20	0	3	0	6	0	0	11	0	16	153
	Balochistan	3	0	0	7	0	0	5	0	1	0	1	0	0	5	0	4	26
	AJ&K	16	5	0	4	0	0	3	0	0	0	3	0	0	1	0	2	34
	GB	5	1	0	2	0	0	0	0	0	0	0	0	0	2	0	0	10
	FATA	1	0	0	1	0	0	5	0	0	0	1	0	0	0	0	1	9
46 Election Commission	G. TOTAL	113	163	357	22	35	191	5	270	0	267	1	0	157	77	221	51	1930
of Pakistan	TOTAL	3	44	33	7	9	12	2	20	0	14	0	0	3	13	36	22	218
Main, Islamabad.	Islamabad	1	19	8	1	2	0	0	5	0	2	0	0	0	2	5	3	48
	Punjab	2	8	14	3	2	4	1	7	0	4	0	0	0	7	16	10	78
	Sindh R	0	1	0	0	1	0	0	2	0	1	0	0	1	1	4	2	13
	Sindh U	0	1	0	0	1	0	0	0	0	1	0	0	0	0	1	2	6
	KP	0	11	10	1	2	8	0	4	0	5	0	0	2	2	5	2	52
	Balochistan	0	0	0	0	1	0	0	1	0	1	0	0	0	1	2	2	8
	AJ&K	0	2	1	2	0	0	1	1	0	0	0	0	0	0	2	1	10
	GB	0	2	0	0	0	0	0	0	0	0	0	0	0	0	0	0	2
	FATA	0	0	0	0	0	0	0	0	0	0	0	0	0	0	1	0	1
Provincial Election	TOTAL	110	119	324	15	26	179	3	250	0	253	1	0	154	64	185	29	1712
Commissioners,	Islamabad	0	0	0	0	0	0	0	0	0	0	0	0	1	0	0	0	1
Punjab, Sindh, KP and	Punjab	19	83	84	2	9	50	0	85	0	94	1	0	43	20	54	7	551
Balochistan.	Sindh R	38	0	24	0	0	18	0	22	0	21	0	0	16	10	14	2	165
	Sindh U	41	0	50	0	2	33	0	34	0	36	0	0	28	12	30	6	272
	KP	0	24	69	11	8	31	3	63	0	51	0	0	36	15	36	7	354
	Balochistan	12	11	82	1	5	44	0	44	0	47	0	0	25	6	44	5	326
	AJ&K	0	0	2	1	0	0	0	0	0	1	0	0	0	0	0	0	4
	GB	0	0	0	0	0	0	0	0	0	0	0	0	0	0	0	0	0
	FATA	0	1	13	0	2	3	0	2	0	3	0	0	5	1	7	2	39
47 Wafaqi Mohtasib	TOTAL	155	22	0	49	0	0	25	0	62	1	0	5	0	78	0	47	444
(Ombudsman)'s	Islamabad	16	1	0	2	0	0	1	0	0	0	0	0	0	4	0	5	29
Secretariat,	Punjab	75	9	0	25	0	0	11	0	31	1	0	3	0	46	0	20	221
Islamabad.	Sindh R	8	3	0	4	0	0	3	0	6	0	0	1	0	3	0	5	33
	Sindh U	19	2	0	8	0	0	4	0	6	0	0	0	0	9	0	3	51
	KP	22	3	0	8	0	0	5	0	15	0	0	1	0	13	0	13	80
	Balochistan	7	0	0	2	0	0	0	0	2	0	0	0	0	3	0	1	15
	AJ&K	8	4	0	0	0	0	1	0	1	0	0	0	0	0	0	0	14
	GB	0	0	0	0	0	0	0	0	0	0	0	0	0	0	0	0	0
	FATA	0	0	0	0	0	0	0	0	1	0	0	0	0	0	0	0	1

TABLE-24
DOMICILE WISE ACTUAL STRENGTH OF EMPLOYEES BY BASIC SCALE AND DIVISION / ATTACHED
DEPARTMENTS / SUBORDINATE OFFICES

DIVISION/OFFICE	DOMICILE	BASIC SCALE 1 to 16																TOTAL
		1	2	3	4	5	6	7	8	9	10	11	12	13	14	15	16	
48 Supreme Court	TOTAL	0	155	68	0	81	0	77	4	25	0	21	23	0	43	0	17	514
of Pakistan,	Islamabad	0	11	2	0	7	0	6	0	2	0	2	2	0	0	0	0	32
Islamabad.	Punjab	0	77	35	0	39	0	50	2	14	0	14	15	0	34	0	13	293
	Sindh R	0	11	2	0	2	0	2	0	1	0	0	3	0	5	0	0	26
	Sindh U	0	7	8	0	6	0	6	1	4	0	1	1	0	2	0	1	37
	KP	0	30	13	0	19	0	10	1	3	0	3	2	0	2	0	3	86
	Balochistan	0	2	1	0	3	0	1	0	0	0	1	0	0	0	0	0	8
	AJ&K	0	12	7	0	4	0	2	0	1	0	0	0	0	0	0	0	26
	GB	0	3	0	0	0	0	0	0	0	0	0	0	0	0	0	0	3
	FATA	0	2	0	0	1	0	0	0	0	0	0	0	0	0	0	0	3
49 Federal Tax	TOTAL	37	23	6	0	9	9	14	0	6	0	0	0	0	12	0	12	128
Ombudsman	Islamabad	2	1	0	0	0	0	0	0	0	0	0	0	0	1	0	1	5
Secretariat,	Punjab	12	16	3	0	5	6	7	0	4	0	0	0	0	8	0	10	71
Islamabad.	Sindh R	1	0	0	0	1	1	1	0	0	0	0	0	0	1	0	1	6
	Sindh U	4	6	3	0	0	1	3	0	1	0	0	0	0	2	0	0	20
	KP	11	0	0	0	1	1	1	0	1	0	0	0	0	0	0	0	15
	Balochistan	4	0	0	0	1	0	2	0	0	0	0	0	0	0	0	0	7
	AJ&K	3	0	0	0	1	0	0	0	0	0	0	0	0	0	0	0	4
	GB	0	0	0	0	0	0	0	0	0	0	0	0	0	0	0	0	0
	FATA	0	0	0	0	0	0	0	0	0	0	0	0	0	0	0	0	0
50 National Accountability	TOTAL	372	35	10	176	3	0	92	0	81	0	8	25	0	209	1	229	1241
Bureau, Islamabad.	Islamabad	37	1	0	4	0	0	1	0	1	0	0	2	0	7	0	3	56
	Punjab	162	3	1	79	1	0	48	0	35	0	5	12	0	100	0	114	560
	Sindh R	9	0	1	26	0	0	8	0	9	0	1	2	0	22	0	28	106
	Sindh U	40	2	1	18	0	0	9	0	8	0	0	2	0	17	0	16	113
	KP	53	25	7	17	2	0	16	0	12	0	1	2	0	28	1	39	203
	Balochistan	56	0	0	24	0	0	8	0	9	0	1	4	0	28	0	20	150
	AJ&K	6	2	0	5	0	0	1	0	3	0	0	1	0	3	0	1	22
	GB	7	0	0	1	0	0	1	0	0	0	0	0	0	4	0	1	14
	FATA	2	2	0	2	0	0	0	0	4	0	0	0	0	0	0	7	17
G. TOTAL		27405	41727	14986	11175	127814	41461	47425	12176	36097	1856	8963	3305	2834	22833	1397	27730	429184

TABLE-24
DOMICILE WISE ACTUAL STRENGTH OF EMPLOYEES BY BASIC SCALE AND DIVISION / ATTACHED
DEPARTMENTS / SUBORDINATE OFFICES

DIVISION/OFFICE	DOMICILE	BASIC SCALE 17 to 22							G.TOTAL BS 1-22
		17	18	19	20	21	22	TOTAL	
1 Aviation Division	G. TOTAL	219	67	30	6	4	1	327	11911
Main, Islamabad.	TOTAL	1	5	4	1	2	1	14	66
	Islamabad	0	0	0	0	0	0	0	5
	Punjab	0	4	3	0	1	1	9	39
	Sindh R	0	0	0	0	0	0	0	2
	Sindh U	0	0	0	0	1	0	1	1
	KP	1	0	1	1	0	0	3	14
	Balochistan	0	0	0	0	0	0	0	4
	AJ&K	0	1	0	0	0	0	1	1
	GB	0	0	0	0	0	0	0	0
	FATA	0	0	0	0	0	0	0	0
Airports Security Force,	TOTAL	112	23	8	1	1	0	145	9582
Karachi.	Islamabad	1	0	0	0	0	0	1	29
	Punjab	49	11	4	1	1	0	66	5358
	Sindh R	16	2	0	0	0	0	18	1036
	Sindh U	12	2	0	0	0	0	14	850
	KP	21	4	1	0	0	0	26	1344
	Balochistan	3	3	0	0	0	0	6	380
	AJ&K	3	0	1	0	0	0	4	207
	GB	3	1	2	0	0	0	6	230
	FATA	4	0	0	0	0	0	4	148
Pakistan Meteorological	TOTAL	106	39	18	4	1	0	168	2263
Department, Islamabad.	Islamabad	0	0	0	0	0	0	0	30
	Punjab	59	22	10	1	1	0	93	981
	Sindh R	16	6	3	0	0	0	25	225
	Sindh U	11	4	2	0	0	0	17	416
	KP	11	4	2	2	0	0	19	285
	Balochistan	4	1	0	0	0	0	5	178
	AJ&K	3	0	0	0	0	0	3	50
	GB	2	2	1	1	0	0	6	98
	FATA	0	0	0	0	0	0	0	0
2 Cabinet Division	G. TOTAL	69	85	25	15	3	1	198	1368
Main, Islamabad.	TOTAL	0	60	20	13	3	1	97	581
	Islamabad	0	4	3	0	0	0	7	86
	Punjab	0	30	12	8	2	1	53	345
	Sindh R	0	1	0	1	1	0	3	22
	Sindh U	0	3	0	1	0	0	4	22
	KP	0	12	2	1	0	0	15	56
	Balochistan	0	6	2	1	0	0	9	13
	AJ&K	0	3	0	0	0	0	3	26
	GB	0	0	0	0	0	0	0	3
	FATA	0	1	1	1	0	0	3	8

TABLE-24
DOMICILE WISE ACTUAL STRENGTH OF EMPLOYEES BY BASIC SCALE AND DIVISION / ATTACHED
DEPARTMENTS / SUBORDINATE OFFICES

DIVISION/OFFICE	DOMICILE	BASIC SCALE 17 to 22							G.TOTAL BS 1-22
		17	18	19	20	21	22	TOTAL	
Department of	TOTAL	7	7	3	1	0	0	18	162
Communications	Islamabad	0	0	0	0	0	0	0	0
Security, Islamabad.	Punjab	5	5	3	1	0	0	14	117
	Sindh R	0	0	0	0	0	0	0	6
	Sindh U	1	0	0	0	0	0	1	7
	KP	1	1	0	0	0	0	2	20
	Balochistan	0	0	0	0	0	0	0	6
	AJ&K	0	0	0	0	0	0	0	3
	GB	0	0	0	0	0	0	0	0
	FATA	0	1	0	0	0	0	1	3
Department of	TOTAL	3	0	0	0	0	0	3	206
Stationery and Forms,	Islamabad	0	0	0	0	0	0	0	0
Karachi.	Punjab	1	0	0	0	0	0	1	35
	Sindh R	2	0	0	0	0	0	2	15
	Sindh U	0	0	0	0	0	0	0	148
	KP	0	0	0	0	0	0	0	5
	Balochistan	0	0	0	0	0	0	0	2
	AJ&K	0	0	0	0	0	0	0	0
	GB	0	0	0	0	0	0	0	0
	FATA	0	0	0	0	0	0	0	1
National Archives of	TOTAL	4	2	0	1	0	0	7	97
Pakistan, Islamabad.	Islamabad	0	0	0	0	0	0	0	0
	Punjab	1	0	0	1	0	0	2	61
	Sindh R	1	1	0	0	0	0	2	10
	Sindh U	0	0	0	0	0	0	0	3
	KP	1	0	0	0	0	0	1	18
	Balochistan	0	0	0	0	0	0	0	1
	AJ&K	1	0	0	0	0	0	1	1
	GB	0	0	0	0	0	0	0	1
	FATA	0	1	0	0	0	0	1	2
Federal Medical and	TOTAL	27	5	1	0	0	0	33	65
Dental College	Islamabad	4	0	0	0	0	0	4	10
Islamabad.	Punjab	11	2	1	0	0	0	14	32
	Sindh R	2	1	0	0	0	0	3	7
	Sindh U	2	0	0	0	0	0	2	2
	KP	5	1	0	0	0	0	6	8
	Balochistan	2	1	0	0	0	0	3	3
	AJ&K	1	0	0	0	0	0	1	2
	GB	0	0	0	0	0	0	0	0
	FATA	0	0	0	0	0	0	0	1

TABLE-24
DOMICILE WISE ACTUAL STRENGTH OF EMPLOYEES BY BASIC SCALE AND DIVISION / ATTACHED
DEPARTMENTS / SUBORDINATE OFFICES

DIVISION/OFFICE	DOMICILE	BASIC SCALE 17 to 22							G.TOTAL BS 1-22
		17	18	19	20	21	22	TOTAL	
Federal Government	TOTAL	3	1	0	0	0	0	4	75
Tuberculosis Centre	Islamabad	1	0	0	0	0	0	1	1
Rawalpindi	Punjab	0	1	0	0	0	0	1	48
	Sindh R	0	0	0	0	0	0	0	7
	Sindh U	0	0	0	0	0	0	0	3
	KP	1	0	0	0	0	0	1	11
	Balochistan	1	0	0	0	0	0	1	3
	AJ&K	0	0	0	0	0	0	0	0
	GB	0	0	0	0	0	0	0	1
	FATA	0	0	0	0	0	0	0	1
Federal General Hospital	TOTAL	25	10	1	0	0	0	36	182
Prime Minister National	Islamabad	0	1	0	0	0	0	1	55
Complex, Islamabad.	Punjab	15	8	1	0	0	0	24	83
	Sindh R	3	0	0	0	0	0	3	17
	Sindh U	1	0	0	0	0	0	1	3
	KP	4	1	0	0	0	0	5	18
	Balochistan	1	0	0	0	0	0	1	1
	AJ&K	0	0	0	0	0	0	0	4
	GB	0	0	0	0	0	0	0	0
	FATA	1	0	0	0	0	0	1	1
3 Capital Administration	G. TOTAL	3291	988	481	65	4	2	4831	19326
& Development	TOTAL	11	17	13	3	1	1	46	189
Division	Islamabad	0	0	0	0	0	0	0	33
Main, Islamabad.	Punjab	7	9	7	2	1	0	26	99
	Sindh R	1	0	1	0	0	0	2	7
	Sindh U	0	1	2	0	0	0	3	7
	KP	1	3	2	1	0	1	8	24
	Balochistan	1	2	1	0	0	0	4	5
	AJ&K	1	1	0	0	0	0	2	11
	GB	0	1	0	0	0	0	1	2
	FATA	0	0	0	0	0	0	0	1
Department of	TOTAL	15	1	2	1	0	0	19	150
Libraries Islamabad.	Islamabad	1	0	0	0	0	0	1	14
	Punjab	5	1	2	1	0	0	9	92
	Sindh R	3	0	0	0	0	0	3	8
	Sindh U	1	0	0	0	0	0	1	4
	KP	2	0	0	0	0	0	2	19
	Balochistan	1	0	0	0	0	0	1	5
	AJ&K	0	0	0	0	0	0	0	6
	GB	2	0	0	0	0	0	2	2
	FATA	0	0	0	0	0	0	0	0

TABLE-24
DOMICILE WISE ACTUAL STRENGTH OF EMPLOYEES BY BASIC SCALE AND DIVISION / ATTACHED
DEPARTMENTS / SUBORDINATE OFFICES

DIVISION/OFFICE	DOMICILE	BASIC SCALE 17 to 22							G.TOTAL BS 1-22
		17	18	19	20	21	22	TOTAL	
Department of Tourist	TOTAL	3	0	1	0	0	0	4	25
Services Islamabad.	Islamabad	0	0	0	0	0	0	0	4
	Punjab	3	0	1	0	0	0	4	15
	Sindh R	0	0	0	0	0	0	0	0
	Sindh U	0	0	0	0	0	0	0	0
	KP	0	0	0	0	0	0	0	6
	Balochistan	0	0	0	0	0	0	0	0
	AJ&K	0	0	0	0	0	0	0	0
	GB	0	0	0	0	0	0	0	0
	FATA	0	0	0	0	0	0	0	0
Directorate of	TOTAL	2	4	1	1	0	0	8	52
Workers Education Islamabad.	Islamabad	0	0	0	0	0	0	0	3
	Punjab	2	1	1	1	0	0	5	37
	Sindh R	0	1	0	0	0	0	1	3
	Sindh U	0	0	0	0	0	0	0	0
	KP	0	2	0	0	0	0	2	8
	Balochistan	0	0	0	0	0	0	0	0
	AJ&K	0	0	0	0	0	0	0	1
	GB	0	0	0	0	0	0	0	0
	FATA	0	0	0	0	0	0	0	0
Directorate General of	TOTAL	92	22	9	0	0	0	123	606
Special Education Islamabad.	Islamabad	11	0	0	0	0	0	11	98
	Punjab	60	18	5	0	0	0	83	374
	Sindh R	4	1	0	0	0	0	5	16
	Sindh U	2	0	0	0	0	0	2	13
	KP	10	2	4	0	0	0	16	77
	Balochistan	2	1	0	0	0	0	3	5
	AJ&K	1	0	0	0	0	0	1	13
	GB	2	0	0	0	0	0	2	6
	FATA	0	0	0	0	0	0	0	4
Federal College of	TOTAL	15	7	5	1	0	0	28	84
Education Islamabad.	Islamabad	0	0	0	0	0	0	0	6
	Punjab	10	3	4	0	0	0	17	47
	Sindh R	1	1	0	0	0	0	2	3
	Sindh U	1	1	0	0	0	0	2	3
	KP	1	1	1	0	0	0	3	17
	Balochistan	1	0	0	0	0	0	1	1
	AJ&K	1	0	0	0	0	0	1	5
	GB	0	1	0	0	0	0	1	1
	FATA	0	0	0	1	0	0	1	1

TABLE-24
DOMICILE WISE ACTUAL STRENGTH OF EMPLOYEES BY BASIC SCALE AND DIVISION / ATTACHED
DEPARTMENTS / SUBORDINATE OFFICES

DIVISION/OFFICE	DOMICILE	BASIC SCALE 17 to 22							G.TOTAL BS 1-22
		17	18	19	20	21	22	TOTAL	
District Family Health	TOTAL	3	3	1	0	0	0	7	205
Office, Islamabad.	Islamabad	0	0	0	0	0	0	0	46
	Punjab	1	1	0	0	0	0	2	104
	Sindh R	0	0	0	0	0	0	0	9
	Sindh U	0	0	0	0	0	0	0	0
	KP	0	1	0	0	0	0	1	33
	Balochistan	1	0	0	0	0	0	1	2
	AJ&K	1	0	0	0	0	0	1	8
	GB	0	0	0	0	0	0	0	0
	FATA	0	1	1	0	0	0	2	3
	Federal Directorate of	TOTAL	2426	797	368	20	0	0	3611
Education Islamabad.	Islamabad	79	44	17	1	0	0	141	3024
	Punjab	1734	462	211	12	0	0	2419	6447
	Sindh R	132	67	35	2	0	0	236	738
	Sindh U	92	52	21	0	0	0	165	571
	KP	234	104	56	4	0	0	398	1031
	Balochistan	56	26	10	0	0	0	92	217
	AJ&K	49	19	9	0	0	0	77	213
	GB	11	10	5	0	0	0	26	47
	FATA	39	13	4	1	0	0	57	158
Federal Government	TOTAL	258	32	25	10	1	0	326	1727
Polyclinic, (Postgraduate Medical Institution), Islamabad.	Islamabad	0	0	0	0	0	0	0	490
	Punjab	177	24	19	5	0	0	225	791
	Sindh R	22	0	2	3	1	0	28	108
	Sindh U	8	0	1	0	0	0	9	55
	KP	33	7	2	0	0	0	42	202
	Balochistan	3	1	1	1	0	0	6	23
	AJ&K	4	0	0	0	0	0	4	33
	GB	5	0	0	1	0	0	6	6
	FATA	6	0	0	0	0	0	6	19
	Government Polytechnic	TOTAL	18	2	1	0	0	0	21
Institute for women Islamabad.	Islamabad	0	0	0	0	0	0	0	2
	Punjab	12	1	0	0	0	0	13	35
	Sindh R	3	1	0	0	0	0	4	5
	Sindh U	1	0	0	0	0	0	1	1
	KP	0	0	1	0	0	0	1	5
	Balochistan	1	0	0	0	0	0	1	1
	AJ&K	0	0	0	0	0	0	0	2
	GB	0	0	0	0	0	0	0	0
	FATA	1	0	0	0	0	0	1	1

TABLE-24
DOMICILE WISE ACTUAL STRENGTH OF EMPLOYEES BY BASIC SCALE AND DIVISION / ATTACHED
DEPARTMENTS / SUBORDINATE OFFICES

DIVISION/OFFICE	DOMICILE	BASIC SCALE 17 to 22							G.TOTAL BS 1-22
		17	18	19	20	21	22	TOTAL	
Natioanal Trust for the	TOTAL	3	0	0	0	0	0	3	17
Disabled	Islamabad	0	0	0	0	0	0	0	1
Islamabad.	Punjab	3	0	0	0	0	0	3	12
	Sindh R	0	0	0	0	0	0	0	1
	Sindh U	0	0	0	0	0	0	0	0
	KP	0	0	0	0	0	0	0	1
	Balochistan	0	0	0	0	0	0	0	0
	AJ&K	0	0	0	0	0	0	0	1
	GB	0	0	0	0	0	0	0	0
	FATA	0	0	0	0	0	0	0	1
National Council of	TOTAL	7	1	0	0	0	1	9	40
Social Welfare	Islamabad	0	0	0	0	0	0	0	9
Islamabad.	Punjab	4	0	0	0	0	1	5	21
	Sindh R	1	0	0	0	0	0	1	2
	Sindh U	0	0	0	0	0	0	0	1
	KP	1	1	0	0	0	0	2	5
	Balochistan	0	0	0	0	0	0	0	0
	AJ&K	1	0	0	0	0	0	1	2
	GB	0	0	0	0	0	0	0	0
	FATA	0	0	0	0	0	0	0	0
National Council for the	TOTAL	1	1	0	0	0	0	2	8
Rehabilitation of Disabled	Islamabad	0	0	0	0	0	0	0	1
Persons, Islamabad.	Punjab	1	1	0	0	0	0	2	5
	Sindh R	0	0	0	0	0	0	0	0
	Sindh U	0	0	0	0	0	0	0	0
	KP	0	0	0	0	0	0	0	1
	Balochistan	0	0	0	0	0	0	0	0
	AJ&K	0	0	0	0	0	0	0	0
	GB	0	0	0	0	0	0	0	0
	FATA	0	0	0	0	0	0	0	1
National Institute of	TOTAL	68	13	1	0	0	0	82	283
Rehabilitation Medicine	Islamabad	0	1	0	0	0	0	1	10
Islamabad.	Punjab	31	8	0	0	0	0	39	169
	Sindh R	6	0	0	0	0	0	6	17
	Sindh U	4	0	0	0	0	0	4	14
	KP	21	2	1	0	0	0	24	51
	Balochistan	3	1	0	0	0	0	4	5
	AJ&K	0	0	0	0	0	0	0	11
	GB	3	0	0	0	0	0	3	3
	FATA	0	1	0	0	0	0	1	3

TABLE-24
DOMICILE WISE ACTUAL STRENGTH OF EMPLOYEES BY BASIC SCALE AND DIVISION / ATTACHED
DEPARTMENTS / SUBORDINATE OFFICES

DIVISION/OFFICE	DOMICILE	BASIC SCALE 17 to 22							G.TOTAL BS 1-22
		17	18	19	20	21	22	TOTAL	
National Institute of	TOTAL	13	20	8	0	1	0	42	194
Science & Technical	Islamabad	0	0	0	0	0	0	0	8
Education Islamabad.	Punjab	8	10	5	0	1	0	24	115
	Sindh R	2	1	0	0	0	0	3	3
	Sindh U	0	4	0	0	0	0	4	13
	KP	3	5	1	0	0	0	9	43
	Balochistan	0	0	2	0	0	0	2	5
	AJ&K	0	0	0	0	0	0	0	7
	GB	0	0	0	0	0	0	0	0
	FATA	0	0	0	0	0	0	0	0
Shaheed Zulfiqar Ali	TOTAL	334	65	44	29	1	0	473	3081
Bhutto Medical	Islamabad	0	2	0	1	0	0	3	455
University (PIMS),	Punjab	203	40	31	19	0	0	293	1845
Islamabad.	Sindh R	14	0	2	1	0	0	17	171
	Sindh U	19	3	3	2	1	0	28	81
	KP	52	11	4	6	0	0	73	394
	Balochistan	19	5	2	0	0	0	26	33
	AJ&K	4	4	1	0	0	0	9	60
	GB	0	0	0	0	0	0	0	3
	FATA	23	0	1	0	0	0	24	39
Regional Training	TOTAL	6	1	1	0	0	0	8	34
Institute, Islamabad.	Islamabad	0	1	0	0	0	0	1	5
	Punjab	4	0	1	0	0	0	5	20
	Sindh R	0	0	0	0	0	0	0	0
	Sindh U	0	0	0	0	0	0	0	0
	KP	0	0	0	0	0	0	0	6
	Balochistan	1	0	0	0	0	0	1	2
	AJ&K	1	0	0	0	0	0	1	1
	GB	0	0	0	0	0	0	0	0
	FATA	0	0	0	0	0	0	0	0
Social Welfare Centre	TOTAL	15	2	0	0	0	0	17	125
Islamabad.	Islamabad	0	0	0	0	0	0	0	31
	Punjab	13	2	0	0	0	0	15	73
	Sindh R	0	0	0	0	0	0	0	1
	Sindh U	0	0	0	0	0	0	0	0
	KP	1	0	0	0	0	0	1	14
	Balochistan	1	0	0	0	0	0	1	1
	AJ&K	0	0	0	0	0	0	0	4
	GB	0	0	0	0	0	0	0	1
	FATA	0	0	0	0	0	0	0	0

TABLE-24
DOMICILE WISE ACTUAL STRENGTH OF EMPLOYEES BY BASIC SCALE AND DIVISION / ATTACHED
DEPARTMENTS / SUBORDINATE OFFICES

DIVISION/OFFICE	DOMICILE	BASIC SCALE 17 to 22							G.TOTAL BS 1-22
		17	18	19	20	21	22	TOTAL	
Technical Panel on	TOTAL	1	0	1	0	0	0	2	8
Teachers Education	Islamabad	0	0	0	0	0	0	0	2
Islamabad.	Punjab	1	0	1	0	0	0	2	4
	Sindh R	0	0	0	0	0	0	0	2
	Sindh U	0	0	0	0	0	0	0	0
	KP	0	0	0	0	0	0	0	0
	Balochistan	0	0	0	0	0	0	0	0
	AJ&K	0	0	0	0	0	0	0	0
	GB	0	0	0	0	0	0	0	0
	FATA	0	0	0	0	0	0	0	0
4 Commerce Division	G. TOTAL	66	52	39	19	6	1	183	981
Main, Islamabad.	TOTAL	34	13	14	10	3	1	75	391
	Islamabad	0	0	1	0	0	0	1	47
	Punjab	22	10	10	8	3	0	53	220
	Sindh R	5	1	0	0	0	0	6	18
	Sindh U	0	0	0	0	0	0	0	10
	KP	6	2	2	2	0	1	13	65
	Balochistan	1	0	0	0	0	0	1	6
	AJ&K	0	0	0	0	0	0	0	23
	GB	0	0	0	0	0	0	0	1
	FATA	0	0	1	0	0	0	1	1
Directorate General of	TOTAL	0	2	2	0	1	0	5	41
Trade Organizations,	Islamabad	0	0	0	0	0	0	0	3
Islamabad.	Punjab	0	1	1	0	1	0	3	25
	Sindh R	0	0	0	0	0	0	0	3
	Sindh U	0	0	0	0	0	0	0	0
	KP	0	1	1	0	0	0	2	10
	Balochistan	0	0	0	0	0	0	0	0
	AJ&K	0	0	0	0	0	0	0	0
	GB	0	0	0	0	0	0	0	0
	FATA	0	0	0	0	0	0	0	0
Pakistan Institute of	TOTAL	3	1	2	0	1	0	7	24
Trade and Development,	Islamabad	0	0	0	0	1	0	1	1
Islamabad.	Punjab	1	0	1	0	0	0	2	12
	Sindh R	0	0	0	0	0	0	0	0
	Sindh U	0	0	0	0	0	0	0	0
	KP	2	1	1	0	0	0	4	11
	Balochistan	0	0	0	0	0	0	0	0
	AJ&K	0	0	0	0	0	0	0	0
	GB	0	0	0	0	0	0	0	0
	FATA	0	0	0	0	0	0	0	0

TABLE-24
DOMICILE WISE ACTUAL STRENGTH OF EMPLOYEES BY BASIC SCALE AND DIVISION / ATTACHED
DEPARTMENTS / SUBORDINATE OFFICES

DIVISION/OFFICE	DOMICILE	BASIC SCALE 17 to 22							G.TOTAL BS 1-22
		17	18	19	20	21	22	TOTAL	
Trade Development	TOTAL	29	36	21	9	1	0	96	525
Authority of Pakistan,	Islamabad	0	0	0	0	0	0	0	0
Karachi.	Punjab	13	21	11	3	1	0	49	238
	Sindh R	7	2	5	3	0	0	17	61
	Sindh U	6	4	1	0	0	0	11	148
	KP	1	7	3	2	0	0	13	49
	Balochistan	2	2	1	1	0	0	6	15
	AJ&K	0	0	0	0	0	0	0	5
	GB	0	0	0	0	0	0	0	4
	FATA	0	0	0	0	0	0	0	5
5 Communications &	G. TOTAL	206	90	55	21	8	2	382	35727
Postal Services	TOTAL	1	7	6	3	1	1	19	120
Division	Islamabad	0	0	0	0	0	0	0	0
Main, Islamabad.	Punjab	0	4	2	2	1	1	10	71
	Sindh R	0	0	1	0	0	0	1	4
	Sindh U	0	0	0	1	0	0	1	2
	KP	1	1	3	0	0	0	5	34
	Balochistan	0	1	0	0	0	0	1	2
	AJ&K	0	1	0	0	0	0	1	3
	GB	0	0	0	0	0	0	0	4
	FATA	0	0	0	0	0	0	0	0
Construction Technology	TOTAL	2	6	2	0	0	0	10	194
Training Institute,	Islamabad	0	0	0	0	0	0	0	0
Islamabad.	Punjab	2	4	2	0	0	0	8	158
	Sindh R	0	0	0	0	0	0	0	4
	Sindh U	0	0	0	0	0	0	0	5
	KP	0	2	0	0	0	0	2	19
	Balochistan	0	0	0	0	0	0	0	3
	AJ&K	0	0	0	0	0	0	0	4
	GB	0	0	0	0	0	0	0	1
	FATA	0	0	0	0	0	0	0	0
National Highways &	TOTAL	69	9	16	8	1	0	103	5691
Motorways Police,	Islamabad	1	1	0	0	0	0	2	74
Islamabad.	Punjab	54	3	11	4	1	0	73	2962
	Sindh R	1	0	0	2	0	0	3	785
	Sindh U	6	0	1	0	0	0	7	334
	KP	4	3	1	0	0	0	8	792
	Balochistan	2	2	1	1	0	0	6	501
	AJ&K	0	0	1	0	0	0	1	120
	GB	0	0	0	0	0	0	0	46
	FATA	1	0	1	1	0	0	3	77

TABLE-24
DOMICILE WISE ACTUAL STRENGTH OF EMPLOYEES BY BASIC SCALE AND DIVISION / ATTACHED
DEPARTMENTS / SUBORDINATE OFFICES

DIVISION/OFFICE	DOMICILE	BASIC SCALE 17 to 22							G.TOTAL BS 1-22
		17	18	19	20	21	22	TOTAL	
National Transport	TOTAL	7	6	4	0	0	0	17	75
Research Centre,	Islamabad	0	0	0	0	0	0	0	0
Islamabad.	Punjab	3	3	3	0	0	0	9	47
	Sindh R	0	0	0	0	0	0	0	0
	Sindh U	0	1	1	0	0	0	2	3
	KP	3	0	0	0	0	0	3	18
	Balochistan	1	0	0	0	0	0	1	2
	AJ&K	0	0	0	0	0	0	0	3
	GB	0	0	0	0	0	0	0	0
	FATA	0	2	0	0	0	0	2	2
Pakistan Post Office	TOTAL	127	62	27	10	6	1	233	29647
Department,	Islamabad	0	0	0	0	0	0	0	438
(Over all Pakistan).	Punjab	71	33	15	3	3	1	126	16194
	Sindh R	23	2	3	3	0	0	31	5220
	Sindh U	10	10	2	0	0	0	22	1813
	KP	15	13	4	3	2	0	37	3600
	Balochistan	6	1	1	0	0	0	8	1168
	AJ&K	2	2	1	1	0	0	6	815
	GB	0	0	0	0	0	0	0	376
	FATA	0	1	1	0	1	0	3	23
6 Climate Change	G. TOTAL	6	26	11	5	2	1	51	232
Division	TOTAL	2	22	8	4	2	1	39	154
Main, Islamabad.	Islamabad	1	0	0	0	0	0	1	28
	Punjab	1	14	6	4	1	0	26	81
	Sindh R	0	4	0	0	0	0	4	6
	Sindh U	0	0	2	0	1	1	4	5
	KP	0	4	0	0	0	0	4	25
	Balochistan	0	0	0	0	0	0	0	1
	AJ&K	0	0	0	0	0	0	0	8
	GB	0	0	0	0	0	0	0	0
	FATA	0	0	0	0	0	0	0	0
Pakistan Environmental	TOTAL	1	4	3	1	0	0	9	43
Protection Agency	Islamabad	0	0	0	0	0	0	0	3
Islamabad.	Punjab	0	2	2	0	0	0	4	17
	Sindh R	1	0	0	0	0	0	1	4
	Sindh U	0	0	0	0	0	0	0	0
	KP	0	1	1	1	0	0	3	18
	Balochistan	0	0	0	0	0	0	0	0
	AJ&K	0	1	0	0	0	0	1	1
	GB	0	0	0	0	0	0	0	0
	FATA	0	0	0	0	0	0	0	0

TABLE-24
DOMICILE WISE ACTUAL STRENGTH OF EMPLOYEES BY BASIC SCALE AND DIVISION / ATTACHED
DEPARTMENTS / SUBORDINATE OFFICES

DIVISION/OFFICE	DOMICILE	BASIC SCALE 17 to 22						TOTAL	G.TOTAL BS 1-22
		17	18	19	20	21	22		
Zoological Survey of	TOTAL	3	0	0	0	0	0	3	35
Pakistan Islamabad.	Islamabad	0	0	0	0	0	0	0	7
	Punjab	1	0	0	0	0	0	1	19
	Sindh R	1	0	0	0	0	0	1	1
	Sindh U	0	0	0	0	0	0	0	5
	KP	1	0	0	0	0	0	1	3
	Balochistan	0	0	0	0	0	0	0	0
	AJ&K	0	0	0	0	0	0	0	0
	GB	0	0	0	0	0	0	0	0
	FATA	0	0	0	0	0	0	0	0
7 Defence Division	G. TOTAL	2233	632	244	33	6	1	3149	15023
Main, Rawalpindi.	TOTAL	0	41	14	5	3	1	64	392
	Islamabad	0	0	0	0	0	0	0	2
	Punjab	0	25	13	3	2	0	43	288
	Sindh R	0	2	0	0	0	0	2	17
	Sindh U	0	2	0	0	0	0	2	11
	KP	0	7	1	0	1	1	10	54
	Balochistan	0	4	0	0	0	0	4	9
	AJ&K	0	0	0	1	0	0	1	6
	GB	0	1	0	0	0	0	1	3
FATA	0	0	0	1	0	0	1	2	
Federal Government	TOTAL	2177	565	201	17	0	0	2960	9909
Educational Institutions (Cantt./Garrison)	Islamabad	0	0	0	0	0	0	0	0
	Punjab	1479	360	122	12	0	0	1973	5967
Directorate, Rawalpindi.	Sindh R	115	25	12	1	0	0	153	713
	Sindh U	128	44	16	0	0	0	188	629
	KP	309	92	35	3	0	0	439	1435
	Balochistan	66	20	9	1	0	0	96	518
	AJ&K	27	12	2	0	0	0	41	256
	GB	23	3	0	0	0	0	26	191
	FATA	30	9	5	0	0	0	44	200
Military Lands & Cantonments	TOTAL	29	14	23	9	2	0	77	665
Department, Rawalpindi.	Islamabad	0	0	0	0	0	0	0	0
	Punjab	17	10	19	4	1	0	51	423
	Sindh R	0	0	0	0	0	0	0	30
	Sindh U	3	0	2	2	0	0	7	55
	KP	6	2	1	2	1	0	12	122
	Balochistan	1	1	1	0	0	0	3	13
	AJ&K	1	1	0	0	0	0	2	14
	GB	0	0	0	0	0	0	0	0
FATA	1	0	0	1	0	0	2	8	

TABLE-24
DOMICILE WISE ACTUAL STRENGTH OF EMPLOYEES BY BASIC SCALE AND DIVISION / ATTACHED
DEPARTMENTS / SUBORDINATE OFFICES

DIVISION/OFFICE	DOMICILE	BASIC SCALE 17 to 22							G.TOTAL BS 1-22
		17	18	19	20	21	22	TOTAL	
Survey of Pakistan,	TOTAL	27	12	6	2	1	0	48	4057
Rawalpindi.	Islamabad	0	0	0	0	0	0	0	0
	Punjab	19	10	4	1	1	0	35	3487
	Sindh R	1	0	1	1	0	0	3	142
	Sindh U	3	0	1	0	0	0	4	98
	KP	2	2	0	0	0	0	4	165
	Balochistan	1	0	0	0	0	0	1	85
	AJ&K	1	0	0	0	0	0	1	30
	GB	0	0	0	0	0	0	0	11
	FATA	0	0	0	0	0	0	0	39
8 Defence Production	G. TOTAL	7	17	7	6	2	1	40	236
Division	TOTAL	6	12	5	2	1	1	27	179
Main, Rawalpindi.	Islamabad	0	0	0	0	0	0	0	6
	Punjab	5	8	4	1	1	1	20	130
	Sindh R	0	0	0	0	0	0	0	6
	Sindh U	0	0	0	1	0	0	1	6
	KP	1	2	1	0	0	0	4	18
	Balochistan	0	2	0	0	0	0	2	5
	AJ&K	0	0	0	0	0	0	0	5
	GB	0	0	0	0	0	0	0	2
	FATA	0	0	0	0	0	0	0	1
Defence Export	TOTAL	1	5	2	4	1	0	13	57
Promotion Organization	Islamabad	0	0	0	0	0	0	0	0
Islamabad.	Punjab	1	5	2	4	1	0	13	54
	Sindh R	0	0	0	0	0	0	0	0
	Sindh U	0	0	0	0	0	0	0	0
	KP	0	0	0	0	0	0	0	2
	Balochistan	0	0	0	0	0	0	0	0
	AJ&K	0	0	0	0	0	0	0	1
	GB	0	0	0	0	0	0	0	0
	FATA	0	0	0	0	0	0	0	0
9 Economic Affairs	TOTAL	0	48	16	6	3	1	74	434
Division, Islamabad.	Islamabad	0	0	0	0	0	0	0	0
	Punjab	0	33	8	4	2	0	47	266
	Sindh R	0	1	2	1	1	0	5	27
	Sindh U	0	0	0	0	0	0	0	16
	KP	0	6	2	0	0	1	9	76
	Balochistan	0	2	1	0	0	0	3	13
	AJ&K	0	5	3	0	0	0	8	19
	GB	0	1	0	1	0	0	2	17
	FATA	0	0	0	0	0	0	0	0

TABLE-24
DOMICILE WISE ACTUAL STRENGTH OF EMPLOYEES BY BASIC SCALE AND DIVISION / ATTACHED
DEPARTMENTS / SUBORDINATE OFFICES

DIVISION/OFFICE	DOMICILE	BASIC SCALE 17 to 22							G.TOTAL BS 1-22
		17	18	19	20	21	22	TOTAL	
10 Establishment Division	G. TOTAL	109	120	43	19	4	2	297	1911
Main, Islamabad.	TOTAL	35	85	26	12	3	1	162	747
	Islamabad	1	3	1	0	0	0	5	7
	Punjab	18	46	17	9	0	1	91	513
	Sindh R	3	9	2	0	1	0	15	27
	Sindh U	2	3	1	0	1	0	7	40
	KP	5	8	2	2	0	0	17	88
	Balochistan	1	11	1	1	0	0	14	25
	AJ&K	5	2	2	0	0	0	9	34
	GB	0	0	0	0	0	0	0	7
	FATA	0	3	0	0	1	0	4	6
Akhtar Hameed Khan	TOTAL	3	4	2	1	0	0	10	79
National Centre for Rural Development	Islamabad	0	0	0	0	0	0	0	0
	Punjab	2	2	1	1	0	0	6	54
Islamabad.	Sindh R	0	0	0	0	0	0	0	1
	Sindh U	1	0	0	0	0	0	1	2
	KP	0	1	1	0	0	0	2	16
	Balochistan	0	0	0	0	0	0	0	0
	AJ&K	0	0	0	0	0	0	0	5
	GB	0	0	0	0	0	0	0	0
	FATA	0	1	0	0	0	0	1	1
Federal Public Service	TOTAL	58	18	10	5	0	1	92	535
Commission, Islamabad.	Islamabad	4	0	0	0	0	0	4	20
	Punjab	38	11	8	5	0	1	63	318
	Sindh R	4	0	0	0	0	0	4	31
	Sindh U	2	3	0	0	0	0	5	30
	KP	8	3	0	0	0	0	11	86
	Balochistan	1	0	0	0	0	0	1	16
	AJ&K	0	0	0	0	0	0	0	14
	GB	1	0	1	0	0	0	2	13
	FATA	0	1	1	0	0	0	2	7
Secretariat Training	TOTAL	1	6	4	0	1	0	12	115
Institute, Islamabad.	Islamabad	0	2	2	0	0	0	4	27
	Punjab	1	2	2	0	1	0	6	55
	Sindh R	0	0	0	0	0	0	0	1
	Sindh U	0	0	0	0	0	0	0	6
	KP	0	2	0	0	0	0	2	19
	Balochistan	0	0	0	0	0	0	0	1
	AJ&K	0	0	0	0	0	0	0	5
	GB	0	0	0	0	0	0	0	0
	FATA	0	0	0	0	0	0	0	1

TABLE-24
DOMICILE WISE ACTUAL STRENGTH OF EMPLOYEES BY BASIC SCALE AND DIVISION / ATTACHED
DEPARTMENTS / SUBORDINATE OFFICES

DIVISION/OFFICE	DOMICILE	BASIC SCALE 17 to 22							G.TOTAL BS 1-22
		17	18	19	20	21	22	TOTAL	
Staff Welfare	TOTAL	12	7	1	1	0	0	21	435
Organization, Islamabad.	Islamabad	0	0	0	0	0	0	0	0
	Punjab	10	4	1	1	0	0	16	260
	Sindh R	0	1	0	0	0	0	1	18
	Sindh U	1	0	0	0	0	0	1	46
	KP	0	2	0	0	0	0	2	65
	Balochistan	1	0	0	0	0	0	1	39
	AJ&K	0	0	0	0	0	0	0	7
	GB	0	0	0	0	0	0	0	0
	FATA	0	0	0	0	0	0	0	0
11 Federal Education	G. TOTAL	45	17	12	9	2	1	86	415
Professional Training	TOTAL	7	7	5	5	1	1	26	134
Division Main, Islamabad.	Islamabad	0	0	1	0	0	0	1	42
	Punjab	1	5	1	3	1	1	12	41
	Sindh R	1	1	0	0	0	0	2	5
	Sindh U	0	0	0	1	0	0	1	4
	KP	2	1	3	1	0	0	7	31
	Balochistan	2	0	0	0	0	0	2	6
	AJ&K	1	0	0	0	0	0	1	3
	GB	0	0	0	0	0	0	0	0
	FATA	0	0	0	0	0	0	0	2
Academy of Educational Planning & Management	TOTAL	6	4	2	2	1	0	15	80
Islamabad.	Islamabad	0	0	1	0	0	0	1	6
	Punjab	4	2	1	1	1	0	9	55
	Sindh R	1	1	0	0	0	0	2	3
	Sindh U	0	0	0	0	0	0	0	3
	KP	1	1	0	0	0	0	2	12
	Balochistan	0	0	0	1	0	0	1	1
	AJ&K	0	0	0	0	0	0	0	0
	GB	0	0	0	0	0	0	0	0
	FATA	0	0	0	0	0	0	0	0
National Internship Programme	TOTAL	12	2	1	0	0	0	15	30
Islamabad.	Islamabad	0	0	0	0	0	0	0	0
	Punjab	4	0	1	0	0	0	5	13
	Sindh R	2	0	0	0	0	0	2	5
	Sindh U	2	0	0	0	0	0	2	2
	KP	3	0	0	0	0	0	3	4
	Balochistan	1	1	0	0	0	0	2	4
	AJ&K	0	0	0	0	0	0	0	1
	GB	0	0	0	0	0	0	0	0
	FATA	0	1	0	0	0	0	1	1

TABLE-24
DOMICILE WISE ACTUAL STRENGTH OF EMPLOYEES BY BASIC SCALE AND DIVISION / ATTACHED
DEPARTMENTS / SUBORDINATE OFFICES

DIVISION/OFFICE	DOMICILE	BASIC SCALE 17 to 22							G.TOTAL BS 1-22
		17	18	19	20	21	22	TOTAL	
National Talent Pool	TOTAL	5	1	1	0	0	0	7	33
Islamabad	Islamabad	0	0	0	0	0	0	0	4
	Punjab	4	1	0	0	0	0	5	21
	Sindh R	0	0	1	0	0	0	1	1
	Sindh U	0	0	0	0	0	0	0	1
	KP	0	0	0	0	0	0	0	2
	Balochistan	1	0	0	0	0	0	1	2
	AJ&K	0	0	0	0	0	0	0	2
	GB	0	0	0	0	0	0	0	0
	FATA	0	0	0	0	0	0	0	0
National Training	TOTAL	9	3	2	0	0	0	14	85
Bureau Islamabad	Islamabad	0	0	0	0	0	0	0	5
	Punjab	3	3	0	0	0	0	6	53
	Sindh R	1	0	0	0	0	0	1	2
	Sindh U	2	0	0	0	0	0	2	4
	KP	2	0	1	0	0	0	3	15
	Balochistan	1	0	1	0	0	0	2	2
	AJ&K	0	0	0	0	0	0	0	2
	GB	0	0	0	0	0	0	0	0
	FATA	0	0	0	0	0	0	0	2
Pakistan Manpower	TOTAL	5	0	0	1	0	0	6	30
Institute Islamabad.	Islamabad	1	0	0	0	0	0	1	2
	Punjab	3	0	0	1	0	0	4	15
	Sindh R	0	0	0	0	0	0	0	2
	Sindh U	0	0	0	0	0	0	0	1
	KP	1	0	0	0	0	0	1	4
	Balochistan	0	0	0	0	0	0	0	3
	AJ&K	0	0	0	0	0	0	0	3
	GB	0	0	0	0	0	0	0	0
	FATA	0	0	0	0	0	0	0	0
Pakistan National	TOTAL	1	0	1	1	0	0	3	23
Commission for	Islamabad	0	0	0	0	0	0	0	1
UNESCO Islamabad.	Punjab	1	0	1	1	0	0	3	18
	Sindh R	0	0	0	0	0	0	0	2
	Sindh U	0	0	0	0	0	0	0	0
	KP	0	0	0	0	0	0	0	1
	Balochistan	0	0	0	0	0	0	0	0
	AJ&K	0	0	0	0	0	0	0	1
	GB	0	0	0	0	0	0	0	0
	FATA	0	0	0	0	0	0	0	0

TABLE-24
DOMICILE WISE ACTUAL STRENGTH OF EMPLOYEES BY BASIC SCALE AND DIVISION / ATTACHED
DEPARTMENTS / SUBORDINATE OFFICES

DIVISION/OFFICE	DOMICILE	BASIC SCALE 17 to 22							G.TOTAL BS 1-22
		17	18	19	20	21	22	TOTAL	
12 Finance Division	G. TOTAL	1843	1364	220	192	38	9	3666	16595
Main, Islamabad.	TOTAL	70	74	54	28	4	3	233	1220
	Islamabad	3	7	3	1	1	0	15	433
	Punjab	39	39	30	22	2	1	133	479
	Sindh R	5	4	0	0	0	1	10	68
	Sindh U	5	6	4	1	0	1	17	57
	KP	12	13	12	0	1	0	38	104
	Balochistan	4	2	1	1	0	0	8	28
	AJ&K	0	1	1	0	0	0	2	17
	GB	0	1	1	0	0	0	2	22
	FATA	2	1	2	3	0	0	8	12
Finance (Military), Rawalpindi.	TOTAL	0	30	12	7	1	0	50	306
	Islamabad	0	1	0	0	0	0	1	3
	Punjab	0	17	9	4	1	0	31	216
	Sindh R	0	5	0	0	0	0	5	13
	Sindh U	0	0	1	0	0	0	1	4
	KP	0	5	2	3	0	0	10	53
	Balochistan	0	0	0	0	0	0	0	2
	AJ&K	0	1	0	0	0	0	1	13
	GB	0	0	0	0	0	0	0	0
	FATA	0	1	0	0	0	0	1	2
Central Directorate of National Savings, Islamabad.	TOTAL	236	48	18	9	0	0	311	2817
	Islamabad	2	1	0	0	0	0	3	36
	Punjab	144	23	10	6	0	0	183	1545
	Sindh R	19	4	3	1	0	0	27	322
	Sindh U	19	5	1	2	0	0	27	310
	KP	38	11	1	0	0	0	50	426
	Balochistan	5	3	2	0	0	0	10	120
	AJ&K	5	0	0	0	0	0	5	30
	GB	2	1	0	0	0	0	3	11
	FATA	2	0	1	0	0	0	3	17
Controller General of Accounts, HQ Islamabad.	TOTAL	776	332	27	12	7	1	1155	7269
	Islamabad	0	1	0	0	0	0	1	152
	Punjab	446	207	17	10	3	1	684	3829
	Sindh R	54	21	4	1	2	0	82	468
	Sindh U	72	16	0	1	0	0	89	756
	KP	150	63	3	0	1	0	217	1464
	Balochistan	34	19	3	0	1	0	57	456
	AJ&K	10	4	0	0	0	0	14	53
	GB	4	0	0	0	0	0	4	34
	FATA	6	1	0	0	0	0	7	57

TABLE-24
DOMICILE WISE ACTUAL STRENGTH OF EMPLOYEES BY BASIC SCALE AND DIVISION / ATTACHED
DEPARTMENTS / SUBORDINATE OFFICES

DIVISION/OFFICE	DOMICILE	BASIC SCALE 17 to 22							G.TOTAL BS 1-22
		17	18	19	20	21	22	TOTAL	
Federal Treasury Office,	TOTAL	4	1	0	0	0	0	5	55
Islamabad.	Islamabad	1	0	0	0	0	0	1	9
	Punjab	2	1	0	0	0	0	3	35
	Sindh R	1	0	0	0	0	0	1	5
	Sindh U	0	0	0	0	0	0	0	0
	KP	0	0	0	0	0	0	0	4
	Balochistan	0	0	0	0	0	0	0	0
	AJ&K	0	0	0	0	0	0	0	2
	GB	0	0	0	0	0	0	0	0
	FATA	0	0	0	0	0	0	0	0
Office of the Auditor	TOTAL	750	876	108	136	26	5	1901	4233
General of Pakistan, HQ,	Islamabad	6	3	0	0	0	0	9	42
Islamabad.	Punjab	457	553	65	74	14	3	1166	2460
	Sindh R	76	51	9	18	2	0	156	305
	Sindh U	72	80	11	11	3	0	177	494
	KP	86	136	13	18	5	1	259	576
	Balochistan	36	27	5	6	0	0	74	225
	AJ&K	8	7	1	4	0	1	21	59
	GB	3	4	0	1	0	0	8	27
	FATA	6	15	4	4	2	0	31	45
Pakistan Mint, Lahore.	TOTAL	7	3	1	0	0	0	11	695
	Islamabad	0	0	0	0	0	0	0	0
	Punjab	7	3	1	0	0	0	11	615
	Sindh R	0	0	0	0	0	0	0	5
	Sindh U	0	0	0	0	0	0	0	0
	KP	0	0	0	0	0	0	0	73
	Balochistan	0	0	0	0	0	0	0	1
	AJ&K	0	0	0	0	0	0	0	1
	GB	0	0	0	0	0	0	0	0
	FATA	0	0	0	0	0	0	0	0
13 Foreign Affairs	TOTAL	134	132	87	90	29	12	484	2183
Division	Islamabad	1	1	2	1	1	0	6	6
Main, Islamabad.	Punjab	74	73	44	46	19	6	262	1278
(including Mission	Sindh R	16	13	8	8	2	2	49	194
abroad)	Sindh U	12	12	8	10	1	0	43	138
	KP	14	16	13	13	3	3	62	314
	Balochistan	10	6	3	3	2	1	25	92
	AJ&K	3	3	4	2	1	0	13	82
	GB	0	0	0	0	0	0	0	0
	FATA	4	8	5	7	0	0	24	79

TABLE-24
DOMICILE WISE ACTUAL STRENGTH OF EMPLOYEES BY BASIC SCALE AND DIVISION / ATTACHED
DEPARTMENTS / SUBORDINATE OFFICES

DIVISION/OFFICE	DOMICILE	BASIC SCALE 17 to 22							G.TOTAL BS 1-22
		17	18	19	20	21	22	TOTAL	
14 Housing & Works	G. TOTAL	256	109	26	6	2	1	400	3573
Division	TOTAL	6	16	3	1	1	1	28	170
Main, Islamabad.	Islamabad	0	1	0	0	0	0	1	1
	Punjab	3	12	2	0	0	0	17	104
	Sindh R	1	0	0	0	0	0	1	8
	Sindh U	1	0	0	0	0	0	1	9
	KP	1	2	1	1	1	1	7	39
	Balochistan	0	0	0	0	0	0	0	1
	AJ&K	0	1	0	0	0	0	1	5
	GB	0	0	0	0	0	0	0	3
	FATA	0	0	0	0	0	0	0	0
Estate Office, Islamabad.	TOTAL	15	2	1	0	0	0	18	232
	Islamabad	0	0	0	0	0	0	0	6
	Punjab	6	1	0	0	0	0	7	88
	Sindh R	1	0	0	0	0	0	1	13
	Sindh U	2	0	0	0	0	0	2	58
	KP	5	1	1	0	0	0	7	50
	Balochistan	1	0	0	0	0	0	1	10
	AJ&K	0	0	0	0	0	0	0	4
	GB	0	0	0	0	0	0	0	1
	FATA	0	0	0	0	0	0	0	2
National Housing	TOTAL	2	2	4	1	1	0	10	40
Authority, Islamabad.	Islamabad	0	0	0	0	0	0	0	4
	Punjab	1	1	2	1	0	0	5	22
	Sindh R	0	1	1	0	0	0	2	4
	Sindh U	0	0	0	0	0	0	0	0
	KP	1	0	0	0	1	0	2	8
	Balochistan	0	0	1	0	0	0	1	1
	AJ&K	0	0	0	0	0	0	0	0
	GB	0	0	0	0	0	0	0	0
	FATA	0	0	0	0	0	0	0	1
Pakistan Public Works	TOTAL	233	89	18	4	0	0	344	3131
Department, HQ,	Islamabad	2	0	0	0	0	0	2	2
Islamabad.	Punjab	122	48	10	3	0	0	183	1480
	Sindh R	24	15	3	0	0	0	42	359
	Sindh U	25	6	1	0	0	0	32	315
	KP	35	9	3	1	0	0	48	519
	Balochistan	16	5	0	0	0	0	21	339
	AJ&K	0	1	0	0	0	0	1	43
	GB	2	1	0	0	0	0	3	5
	FATA	7	4	1	0	0	0	12	69

TABLE-24
DOMICILE WISE ACTUAL STRENGTH OF EMPLOYEES BY BASIC SCALE AND DIVISION / ATTACHED
DEPARTMENTS / SUBORDINATE OFFICES

DIVISION/OFFICE	DOMICILE	BASIC SCALE 17 to 22							G.TOTAL BS 1-22
		17	18	19	20	21	22	TOTAL	
15 Industries &	G. TOTAL	32	11	12	6	2	1	64	368
Production Division	TOTAL	27	10	11	6	2	1	57	294
Main, Islamabad.	Islamabad	0	0	0	0	0	0	0	23
	Punjab	15	6	6	4	1	1	33	164
	Sindh R	2	1	0	0	0	0	3	18
	Sindh U	2	0	2	1	0	0	5	11
	KP	4	2	3	0	0	0	9	44
	Balochistan	4	1	0	1	0	0	6	17
	AJ&K	0	0	0	0	0	0	0	14
	GB	0	0	0	0	0	0	0	1
	FATA	0	0	0	0	1	0	1	2
Department of	TOTAL	5	1	1	0	0	0	7	74
Explosives HQ,	Islamabad	0	0	0	0	0	0	0	2
Rawalpindi.	Punjab	3	0	0	0	0	0	3	33
	Sindh R	0	0	0	0	0	0	0	7
	Sindh U	0	0	1	0	0	0	1	7
	KP	1	0	0	0	0	0	1	14
	Balochistan	1	0	0	0	0	0	1	7
	AJ&K	0	0	0	0	0	0	0	3
	GB	0	0	0	0	0	0	0	0
	FATA	0	1	0	0	0	0	1	1
16 Information Broadcasting	G. TOTAL	164	121	76	27	12	2	402	2196
and National Heritage	TOTAL	106	94	62	19	8	1	290	741
Division Main, Islamabad.	Islamabad	0	0	0	0	0	0	0	44
	Punjab	55	67	37	9	7	1	176	408
	Sindh R	18	5	3	2	0	0	28	54
	Sindh U	2	4	5	3	0	0	14	29
	KP	16	11	11	3	1	0	42	129
	Balochistan	5	3	2	0	0	0	10	13
	AJ&K	4	0	0	1	0	0	5	46
	GB	0	1	0	0	0	0	1	2
	FATA	6	3	4	1	0	0	14	16
Central Board of Film	TOTAL	0	1	0	1	0	0	2	29
Censors Islamabad.	Islamabad	0	0	0	0	0	0	0	8
	Punjab	0	1	0	0	0	0	1	10
	Sindh R	0	0	0	0	0	0	0	0
	Sindh U	0	0	0	0	0	0	0	1
	KP	0	0	0	1	0	0	1	8
	Balochistan	0	0	0	0	0	0	0	1
	AJ&K	0	0	0	0	0	0	0	1
	GB	0	0	0	0	0	0	0	0
	FATA	0	0	0	0	0	0	0	0

TABLE-24
DOMICILE WISE ACTUAL STRENGTH OF EMPLOYEES BY BASIC SCALE AND DIVISION / ATTACHED
DEPARTMENTS / SUBORDINATE OFFICES

DIVISION/OFFICE	DOMICILE	BASIC SCALE 17 to 22						TOTAL	G.TOTAL BS 1-22
		17	18	19	20	21	22		
Department of	TOTAL	8	2	1	0	0	0	11	72
Archaeology &	Islamabad	0	0	0	0	0	0	0	6
Museums Islamabad.	Punjab	5	0	0	0	0	0	5	35
	Sindh R	0	1	0	0	0	0	1	3
	Sindh U	0	0	0	0	0	0	0	6
	KP	1	1	0	0	0	0	2	12
	Balochistan	0	0	0	0	0	0	0	2
	AJ&K	1	0	0	0	0	0	1	4
	GB	1	0	1	0	0	0	2	2
	FATA	0	0	0	0	0	0	0	2
Directorate of Electronic	TOTAL	14	14	4	1	0	0	33	330
Media and Publications	Islamabad	0	0	0	0	0	0	0	23
Islamabad.	Punjab	12	10	2	1	0	0	25	162
	Sindh R	1	0	0	0	0	0	1	15
	Sindh U	0	1	0	0	0	0	1	53
	KP	0	3	1	0	0	0	4	43
	Balochistan	0	0	0	0	0	0	0	10
	AJ&K	1	0	0	0	0	0	1	19
	GB	0	0	0	0	0	0	0	2
	FATA	0	0	1	0	0	0	1	3
Federal Land	TOTAL	7	2	3	1	2	0	15	87
Commission Islamabad.	Islamabad	0	0	0	0	0	0	0	0
	Punjab	3	1	2	0	2	0	8	44
	Sindh R	2	1	1	0	0	0	4	16
	Sindh U	0	0	0	1	0	0	1	3
	KP	1	0	0	0	0	0	1	14
	Balochistan	1	0	0	0	0	0	1	6
	AJ&K	0	0	0	0	0	0	0	3
	GB	0	0	0	0	0	0	0	1
	FATA	0	0	0	0	0	0	0	0
Implementation Tribunal	TOTAL	2	0	0	0	0	1	3	21
For Newspaper	Islamabad	0	0	0	0	0	0	0	5
Employees	Punjab	0	0	0	0	0	1	1	6
Islamabad.	Sindh R	0	0	0	0	0	0	0	0
	Sindh U	0	0	0	0	0	0	0	0
	KP	1	0	0	0	0	0	1	9
	Balochistan	1	0	0	0	0	0	1	1
	AJ&K	0	0	0	0	0	0	0	0
	GB	0	0	0	0	0	0	0	0
	FATA	0	0	0	0	0	0	0	0

TABLE-24
DOMICILE WISE ACTUAL STRENGTH OF EMPLOYEES BY BASIC SCALE AND DIVISION / ATTACHED
DEPARTMENTS / SUBORDINATE OFFICES

DIVISION/OFFICE	DOMICILE	BASIC SCALE 17 to 22							G.TOTAL BS 1-22
		17	18	19	20	21	22	TOTAL	
Information Service	TOTAL	1	3	1	1	1	0	7	36
Academy, Islamabad.	Islamabad	0	0	0	0	0	0	0	3
	Punjab	0	1	0	0	1	0	2	15
	Sindh R	0	0	0	0	0	0	0	2
	Sindh U	1	0	1	1	0	0	3	3
	KP	0	2	0	0	0	0	2	12
	Balochistan	0	0	0	0	0	0	0	0
	AJ&K	0	0	0	0	0	0	0	1
	GB	0	0	0	0	0	0	0	0
	FATA	0	0	0	0	0	0	0	0
	National Language	TOTAL	12	4	3	1	1	0	21
Promotion	Islamabad	0	0	0	0	0	0	0	3
Department Islamabad.	Punjab	8	2	3	0	0	0	13	60
	Sindh R	1	0	0	0	0	0	1	8
	Sindh U	0	0	0	0	0	0	0	2
	KP	2	1	0	1	0	0	4	16
	Balochistan	1	1	0	0	0	0	2	3
	AJ&K	0	0	0	0	0	0	0	5
	GB	0	0	0	0	0	0	0	0
	FATA	0	0	0	0	1	0	1	1
Press Information	TOTAL	0	0	0	0	0	0	0	689
Department, Islamabad.	Islamabad	0	0	0	0	0	0	0	113
	Punjab	0	0	0	0	0	0	0	320
	Sindh R	0	0	0	0	0	0	0	49
	Sindh U	0	0	0	0	0	0	0	43
	KP	0	0	0	0	0	0	0	76
	Balochistan	0	0	0	0	0	0	0	31
	AJ&K	0	0	0	0	0	0	0	36
	GB	0	0	0	0	0	0	0	12
	FATA	0	0	0	0	0	0	0	9
Office of the Press	TOTAL	0	0	1	1	0	0	2	2
Registrar, Islamabad.	Islamabad	0	0	0	0	0	0	0	0
	Punjab	0	0	0	0	0	0	0	0
	Sindh R	0	0	0	0	0	0	0	0
	Sindh U	0	0	1	1	0	0	2	2
	KP	0	0	0	0	0	0	0	0
	Balochistan	0	0	0	0	0	0	0	0
	AJ&K	0	0	0	0	0	0	0	0
	GB	0	0	0	0	0	0	0	0
	FATA	0	0	0	0	0	0	0	0

TABLE-24
DOMICILE WISE ACTUAL STRENGTH OF EMPLOYEES BY BASIC SCALE AND DIVISION / ATTACHED
DEPARTMENTS / SUBORDINATE OFFICES

DIVISION/OFFICE	DOMICILE	BASIC SCALE 17 to 22							G.TOTAL BS 1-22	
		17	18	19	20	21	22	TOTAL		
Urdu Dictionary	TOTAL	3	0	0	1	0	0	4	34	
Board Karachi.	Islamabad	0	0	0	0	0	0	0	0	
	Punjab	0	0	0	0	0	0	0	2	
	Sindh R	0	0	0	0	0	0	0	0	
	Sindh U	3	0	0	1	0	0	4	31	
	KP	0	0	0	0	0	0	0	0	
	Balochistan	0	0	0	0	0	0	0	0	
	AJ&K	0	0	0	0	0	0	0	1	
	GB	0	0	0	0	0	0	0	0	
	FATA	0	0	0	0	0	0	0	0	
	Urdu Science Board	TOTAL	11	1	1	1	0	0	14	57
Lahore	Islamabad	0	0	0	0	0	0	0	0	
	Punjab	7	0	1	0	0	0	8	37	
	Sindh R	1	0	0	0	0	0	1	1	
	Sindh U	0	0	0	1	0	0	1	7	
	KP	2	1	0	0	0	0	3	9	
	Balochistan	1	0	0	0	0	0	1	3	
	AJ&K	0	0	0	0	0	0	0	0	
	GB	0	0	0	0	0	0	0	0	
	FATA	0	0	0	0	0	0	0	0	
	17 Information Technology	G. TOTAL	16	19	3	3	1	1	43	159
and Telecommunications	TOTAL	9	7	2	2	1	1	22	119	
Division	Islamabad	0	0	0	0	0	0	0	10	
Main, Islamabad.	Punjab	6	4	1	2	1	1	15	71	
	Sindh R	1	1	0	0	0	0	2	5	
	Sindh U	0	0	1	0	0	0	1	3	
	KP	2	1	0	0	0	0	3	20	
	Balochistan	0	1	0	0	0	0	1	2	
	AJ&K	0	0	0	0	0	0	0	4	
	GB	0	0	0	0	0	0	0	1	
	FATA	0	0	0	0	0	0	0	3	
	National Information	TOTAL	7	12	1	1	0	0	21	40
	Technology Board , Islamabad.	Islamabad	0	0	0	0	0	0	0	0
Punjab		5	6	0	0	0	0	11	26	
Sindh R		1	1	1	1	0	0	4	4	
Sindh U		0	0	0	0	0	0	0	0	
KP		1	3	0	0	0	0	4	7	
Balochistan		0	0	0	0	0	0	0	0	
AJ&K		0	1	0	0	0	0	1	1	
GB		0	0	0	0	0	0	0	1	
FATA		0	1	0	0	0	0	1	1	

TABLE-24
DOMICILE WISE ACTUAL STRENGTH OF EMPLOYEES BY BASIC SCALE AND DIVISION / ATTACHED
DEPARTMENTS / SUBORDINATE OFFICES

DIVISION/OFFICE	DOMICILE	BASIC SCALE 17 to 22							G.TOTAL BS 1-22
		17	18	19	20	21	22	TOTAL	
18 Inter Provincial	G. TOTAL	17	17	11	3	4	1	53	316
Coordination Division,	TOTAL	12	15	11	3	3	1	45	252
Main, Islamabad.	Islamabad	1	0	0	0	0	0	1	58
	Punjab	6	9	8	2	1	1	27	110
	Sindh R	0	2	1	0	2	0	5	16
	Sindh U	1	0	2	0	0	0	3	9
	KP	3	4	0	0	0	0	7	48
	Balochistan	0	0	0	1	0	0	1	5
	AJ&K	0	0	0	0	0	0	0	5
	GB	0	0	0	0	0	0	0	0
	FATA	1	0	0	0	0	0	1	1
Inter Board Committee	TOTAL	5	2	0	0	1	0	8	64
of Chairman, Islamabad.	Islamabad	0	0	0	0	0	0	0	5
	Punjab	2	0	0	0	0	0	2	27
	Sindh R	0	0	0	0	0	0	0	3
	Sindh U	1	0	0	0	0	0	1	2
	KP	0	2	0	0	0	0	2	16
	Balochistan	2	0	0	0	1	0	3	8
	AJ&K	0	0	0	0	0	0	0	1
	GB	0	0	0	0	0	0	0	2
	FATA	0	0	0	0	0	0	0	0
19 Interior Division	G. TOTAL	1157	349	191	34	9	2	1742	188924
Main, Islamabad.	TOTAL	36	24	10	5	3	1	79	600
	Islamabad	1	0	0	0	0	0	1	2
	Punjab	20	11	6	3	3	0	43	451
	Sindh R	1	2	0	0	0	0	3	25
	Sindh U	0	0	1	0	0	0	1	10
	KP	12	9	2	1	0	1	25	76
	Balochistan	1	1	0	0	0	0	2	16
	AJ&K	0	1	1	0	0	0	2	14
	GB	0	0	0	0	0	0	0	0
	FATA	1	0	0	1	0	0	2	6
Directorate General of	TOTAL	10	0	2	1	0	0	13	281
Civil Defence,	Islamabad	0	0	0	0	0	0	0	25
Islamabad, Lahore,	Punjab	4	0	0	1	0	0	5	132
Karachi, Peshawar,	Sindh R	0	0	1	0	0	0	1	18
Quetta, Aj& K,	Sindh U	1	0	0	0	0	0	1	20
Muzaffarabad.	KP	3	0	1	0	0	0	4	50
	Balochistan	1	0	0	0	0	0	1	21
	AJ&K	0	0	0	0	0	0	0	12
	GB	1	0	0	0	0	0	1	3
	FATA	0	0	0	0	0	0	0	0

TABLE-24
DOMICILE WISE ACTUAL STRENGTH OF EMPLOYEES BY BASIC SCALE AND DIVISION / ATTACHED
DEPARTMENTS / SUBORDINATE OFFICES

DIVISION/OFFICE	DOMICILE	BASIC SCALE 17 to 22							G.TOTAL BS 1-22
		17	18	19	20	21	22	TOTAL	
Directorate General of	TOTAL	71	8	2	1	0	0	82	768
Immigration and	Islamabad	1	0	0	0	0	0	1	16
Passports, HQ	Punjab	33	5	1	1	0	0	40	350
Islamabad.	Sindh R	8	1	0	0	0	0	9	72
	Sindh U	5	0	0	0	0	0	5	131
	KP	13	1	1	0	0	0	15	121
	Balochistan	3	1	0	0	0	0	4	36
	AJ&K	4	0	0	0	0	0	4	23
	GB	2	0	0	0	0	0	2	3
	FATA	2	0	0	0	0	0	2	16
Federal Investigation	TOTAL	159	48	18	15	2	1	243	3418
Agency, HQ.Islamabad.	Islamabad	5	1	3	1	0	0	10	641
	Punjab	79	31	8	8	2	0	128	1230
	Sindh R	11	6	1	0	0	0	18	342
	Sindh U	13	2	2	0	0	0	17	491
	KP	28	5	3	4	0	1	41	361
	Balochistan	7	1	0	0	0	0	8	290
	AJ&K	6	0	1	1	0	0	8	24
	GB	4	1	0	0	0	0	5	22
	FATA	6	1	0	1	0	0	8	17
Islamabad Capital	TOTAL	108	32	9	3	1	0	153	10525
Territory	Islamabad	5	3	0	0	0	0	8	577
Administration,	Punjab	77	23	6	1	1	0	108	6988
Islamabad.	Sindh R	2	1	1	0	0	0	4	194
	Sindh U	3	1	0	1	0	0	5	200
	KP	12	4	1	1	0	0	18	2081
	Balochistan	7	0	0	0	0	0	7	109
	AJ&K	1	0	1	0	0	0	2	218
	GB	0	0	0	0	0	0	0	34
	FATA	1	0	0	0	0	0	1	124
National Academy for	TOTAL	5	1	0	1	0	0	7	44
Prisons Administration,	Islamabad	0	0	0	0	0	0	0	0
Lahore.	Punjab	3	1	0	1	0	0	5	37
	Sindh R	1	0	0	0	0	0	1	1
	Sindh U	0	0	0	0	0	0	0	0
	KP	0	0	0	0	0	0	0	5
	Balochistan	1	0	0	0	0	0	1	1
	AJ&K	0	0	0	0	0	0	0	0
	GB	0	0	0	0	0	0	0	0
	FATA	0	0	0	0	0	0	0	0

TABLE-24
DOMICILE WISE ACTUAL STRENGTH OF EMPLOYEES BY BASIC SCALE AND DIVISION / ATTACHED
DEPARTMENTS / SUBORDINATE OFFICES

DIVISION/OFFICE	DOMICILE	BASIC SCALE 17 to 22							G.TOTAL BS 1-22
		17	18	19	20	21	22	TOTAL	
Gilgit Baltistan Scouts	TOTAL	5	13	9	1	0	0	28	2454
HQ Gilgit.	Islamabad	0	0	1	1	0	0	2	3
	Punjab	1	7	5	0	0	0	13	144
	Sindh R	0	0	0	0	0	0	0	15
	Sindh U	2	2	0	0	0	0	4	9
	KP	0	0	0	0	0	0	0	30
	Balochistan	1	2	1	0	0	0	4	6
	AJ&K	1	1	2	0	0	0	4	15
	GB	0	1	0	0	0	0	1	2232
	FATA	0	0	0	0	0	0	0	0
	HQ Frontier	TOTAL	48	6	5	0	1	0	60
Constabulary KPK, Peshawar.	Islamabad	0	0	0	0	0	0	0	0
	Punjab	14	1	1	0	0	0	16	16
	Sindh R	0	0	0	0	0	0	0	0
	Sindh U	5	0	0	0	0	0	5	5
	KP	27	5	4	0	1	0	37	17760
	Balochistan	1	0	0	0	0	0	1	1
	AJ&K	0	0	0	0	0	0	0	0
	GB	0	0	0	0	0	0	0	0
	FATA	1	0	0	0	0	0	1	4598
	HQ Frontier Corps	TOTAL	113	87	70	3	1	0	274
Balochistan, Quetta.	Islamabad	0	0	0	0	0	0	0	5
	Punjab	58	62	51	3	1	0	175	17371
	Sindh R	5	1	1	0	0	0	7	54
	Sindh U	1	3	4	0	0	0	8	27
	KP	16	17	9	0	0	0	42	26575
	Balochistan	32	2	1	0	0	0	35	4895
	AJ&K	0	2	3	0	0	0	5	99
	GB	1	0	1	0	0	0	2	26
	FATA	0	0	0	0	0	0	0	189
	HQ Pakistan Rangers	TOTAL	271	40	3	0	0	0	314
Punjab, Lahore.	Islamabad	0	0	0	0	0	0	0	6
	Punjab	232	32	2	0	0	0	266	18471
	Sindh R	6	4	0	0	0	0	10	239
	Sindh U	1	0	0	0	0	0	1	53
	KP	25	3	1	0	0	0	29	1885
	Balochistan	1	0	0	0	0	0	1	34
	AJ&K	4	1	0	0	0	0	5	170
	GB	2	0	0	0	0	0	2	56
	FATA	0	0	0	0	0	0	0	27

TABLE-24
DOMICILE WISE ACTUAL STRENGTH OF EMPLOYEES BY BASIC SCALE AND DIVISION / ATTACHED
DEPARTMENTS / SUBORDINATE OFFICES

DIVISION/OFFICE	DOMICILE	BASIC SCALE 17 to 22							G.TOTAL BS 1-22
		17	18	19	20	21	22	TOTAL	
HQ Pakistan Rangers	TOTAL	326	71	56	3	1	0	457	24120
Sindh, Karachi.	Islamabad	0	2	4	0	0	0	6	8
	Punjab	189	34	33	3	1	0	260	13155
	Sindh R	38	6	0	0	0	0	44	4635
	Sindh U	54	12	2	0	0	0	68	2170
	KP	28	11	12	0	0	0	51	3104
	Balochistan	5	1	4	0	0	0	10	348
	AJ&K	2	1	0	0	0	0	3	372
	GB	10	4	1	0	0	0	15	328
	FATA	0	0	0	0	0	0	0	0
Pakistan Coast Guards, Karachi.	TOTAL	5	19	7	1	0	0	32	3959
Karachi.	Islamabad	0	1	0	0	0	0	1	4
	Punjab	4	8	6	1	0	0	19	1786
	Sindh R	0	0	0	0	0	0	0	616
	Sindh U	0	0	0	0	0	0	0	514
	KP	1	6	1	0	0	0	8	715
	Balochistan	0	4	0	0	0	0	4	219
	AJ&K	0	0	0	0	0	0	0	45
	GB	0	0	0	0	0	0	0	33
	FATA	0	0	0	0	0	0	0	27
HQ Frontier Corps	TOTAL	0	0	0	0	0	0	0	50193
KPK, Peshawar.	Islamabad	0	0	0	0	0	0	0	0
	Punjab	0	0	0	0	0	0	0	757
	Sindh R	0	0	0	0	0	0	0	0
	Sindh U	0	0	0	0	0	0	0	0
	KP	0	0	0	0	0	0	0	42687
	Balochistan	0	0	0	0	0	0	0	0
	AJ&K	0	0	0	0	0	0	0	0
	GB	0	0	0	0	0	0	0	0
	FATA	0	0	0	0	0	0	0	6749
20 Kashmir Affairs & Gilgit	G. TOTAL	1033	556	138	13	3	1	1744	26036
Baltistan Division	TOTAL	12	1	5	1	1	1	21	84
Main, Islamabad.	Islamabad	0	0	0	0	0	0	0	4
	Punjab	6	0	4	0	0	1	11	44
	Sindh R	2	0	1	0	0	0	3	6
	Sindh U	0	0	0	0	0	0	0	4
	KP	2	0	0	1	1	0	4	18
	Balochistan	2	1	0	0	0	0	3	5
	AJ&K	0	0	0	0	0	0	0	3
	GB	0	0	0	0	0	0	0	0
	FATA	0	0	0	0	0	0	0	0

TABLE-24
DOMICILE WISE ACTUAL STRENGTH OF EMPLOYEES BY BASIC SCALE AND DIVISION / ATTACHED
DEPARTMENTS / SUBORDINATE OFFICES

DIVISION/OFFICE	DOMICILE	BASIC SCALE 17 to 22						TOTAL	G.TOTAL BS 1-22
		17	18	19	20	21	22		
Directorate of Health	TOTAL	1	0	0	0	0	0	1	15
Services AK, Rawalpindi.	Islamabad	0	0	0	0	0	0	0	0
	Punjab	1	0	0	0	0	0	1	5
	Sindh R	0	0	0	0	0	0	0	2
	Sindh U	0	0	0	0	0	0	0	0
	KP	0	0	0	0	0	0	0	3
	Balochistan	0	0	0	0	0	0	0	0
	AJ&K	0	0	0	0	0	0	0	5
	GB	0	0	0	0	0	0	0	0
	FATA	0	0	0	0	0	0	0	0
Jammu & Kashmir	TOTAL	0	0	0	0	0	0	0	9
Refugees	Islamabad	0	0	0	0	0	0	0	1
Rehabilitation	Punjab	0	0	0	0	0	0	0	7
Organization, Islamabad.	Sindh R	0	0	0	0	0	0	0	0
	Sindh U	0	0	0	0	0	0	0	0
	KP	0	0	0	0	0	0	0	1
	Balochistan	0	0	0	0	0	0	0	0
	AJ&K	0	0	0	0	0	0	0	0
	GB	0	0	0	0	0	0	0	0
	FATA	0	0	0	0	0	0	0	0
Office of the Administrator J & K	TOTAL	2	1	1	0	0	0	4	76
State Property in Pakistan, Lahore.	Islamabad	0	0	0	0	0	0	0	0
	Punjab	2	1	1	0	0	0	4	63
	Sindh R	0	0	0	0	0	0	0	0
	Sindh U	0	0	0	0	0	0	0	2
	KP	0	0	0	0	0	0	0	8
	Balochistan	0	0	0	0	0	0	0	0
	AJ&K	0	0	0	0	0	0	0	3
	GB	0	0	0	0	0	0	0	0
	FATA	0	0	0	0	0	0	0	0
Office of the Chief Secretary, Gilgit Baltistan.	TOTAL	1018	554	132	12	2	0	1718	25852
Secretary, Gilgit Baltistan.	Islamabad	6	3	0	0	0	0	9	15
	Punjab	16	18	12	3	1	0	50	58
	Sindh R	0	0	0	0	0	0	0	0
	Sindh U	0	0	1	0	0	0	1	1
	KP	5	10	7	2	1	0	25	29
	Balochistan	0	0	0	0	0	0	0	0
	AJ&K	0	0	0	1	0	0	1	1
	GB	991	523	112	6	0	0	1632	25748
	FATA	0	0	0	0	0	0	0	0

TABLE-24
DOMICILE WISE ACTUAL STRENGTH OF EMPLOYEES BY BASIC SCALE AND DIVISION / ATTACHED
DEPARTMENTS / SUBORDINATE OFFICES

DIVISION/OFFICE	DOMICILE	BASIC SCALE 17 to 22							G.TOTAL BS 1-22
		17	18	19	20	21	22	TOTAL	
21 Law, Justice and	G. TOTAL	104	68	61	95	161	12	501	3130
Human Rights Division	TOTAL	30	16	18	5	5	1	75	608
Main, Islamabad.	Islamabad	0	1	0	0	0	0	1	36
	Punjab	18	8	13	2	2	0	43	377
	Sindh R	4	2	0	0	1	0	7	31
	Sindh U	0	0	0	1	0	0	1	15
	KP	5	4	5	1	1	1	17	104
	Balochistan	3	0	0	1	1	0	5	15
	AJ&K	0	1	0	0	0	0	1	18
	GB	0	0	0	0	0	0	0	7
	FATA	0	0	0	0	0	0	0	5
Accountability Courts,	TOTAL	1	3	0	0	16	0	20	209
(Over all Pakistan).	Islamabad	0	0	0	0	0	0	0	20
	Punjab	1	2	0	0	6	0	9	74
	Sindh R	0	0	0	0	3	0	3	26
	Sindh U	0	1	0	0	1	0	2	26
	KP	0	0	0	0	5	0	5	42
	Balochistan	0	0	0	0	1	0	1	17
	AJ&K	0	0	0	0	0	0	0	2
	GB	0	0	0	0	0	0	0	1
	FATA	0	0	0	0	0	0	0	1
Appellate Tribunal	TOTAL	21	2	11	0	24	1	59	460
Inland Revenue,	Islamabad	0	0	0	0	0	0	0	28
Islamabad, Rawalpindi,	Punjab	16	0	1	0	11	0	28	240
Lahore, Karachi	Sindh R	2	0	3	0	0	0	5	32
Peshawar.	Sindh U	2	2	5	0	7	0	16	121
	KP	1	0	2	0	6	1	10	33
	Balochistan	0	0	0	0	0	0	0	2
	AJ&K	0	0	0	0	0	0	0	2
	GB	0	0	0	0	0	0	0	0
	FATA	0	0	0	0	0	0	0	2
Banking Courts,	TOTAL	4	0	1	0	26	0	31	443
(Over all Pakistan).	Islamabad	0	0	0	0	0	0	0	0
	Punjab	1	0	1	0	12	0	14	192
	Sindh R	0	0	0	0	2	0	2	91
	Sindh U	2	0	0	0	8	0	10	85
	KP	1	0	0	0	3	0	4	55
	Balochistan	0	0	0	0	1	0	1	19
	AJ&K	0	0	0	0	0	0	0	1
	GB	0	0	0	0	0	0	0	0
	FATA	0	0	0	0	0	0	0	0

TABLE-24
DOMICILE WISE ACTUAL STRENGTH OF EMPLOYEES BY BASIC SCALE AND DIVISION / ATTACHED
DEPARTMENTS / SUBORDINATE OFFICES

DIVISION/OFFICE	DOMICILE	BASIC SCALE 17 to 22							G.TOTAL BS 1-22
		17	18	19	20	21	22	TOTAL	
Commercial Courts,	TOTAL	0	0	0	0	1	0	1	11
Karachi, Lahore.	Islamabad	0	0	0	0	0	0	0	0
	Punjab	0	0	0	0	0	0	0	7
	Sindh R	0	0	0	0	0	0	0	1
	Sindh U	0	0	0	0	1	0	1	3
	KP	0	0	0	0	0	0	0	0
	Balochistan	0	0	0	0	0	0	0	0
	AJ&K	0	0	0	0	0	0	0	0
	GB	0	0	0	0	0	0	0	0
	FATA	0	0	0	0	0	0	0	0
Customs, Excise &	TOTAL	7	5	3	0	12	1	28	155
Sales Tax Appellate	Islamabad	0	0	0	0	0	0	0	0
Tribunal,	Punjab	3	4	2	0	5	1	15	79
(Over all Pakistan).	Sindh R	0	1	1	0	1	0	3	17
	Sindh U	2	0	0	0	1	0	3	27
	KP	2	0	0	0	2	0	4	26
	Balochistan	0	0	0	0	1	0	1	1
	AJ&K	0	0	0	0	0	0	0	3
	GB	0	0	0	0	0	0	0	0
	FATA	0	0	0	0	2	0	2	2
Drug Courts,	TOTAL	2	1	5	0	5	1	14	78
(Over all Pakistan).	Islamabad	0	0	0	0	0	0	0	0
	Punjab	1	1	5	0	3	1	11	59
	Sindh R	0	0	0	0	0	0	0	2
	Sindh U	0	0	0	0	1	0	1	6
	KP	1	0	0	0	1	0	2	10
	Balochistan	0	0	0	0	0	0	0	0
	AJ&K	0	0	0	0	0	0	0	0
	GB	0	0	0	0	0	0	0	0
	FATA	0	0	0	0	0	0	0	1
Environmental	TOTAL	4	1	0	4	6	0	15	89
Protection Tribunal,	Islamabad	0	0	0	0	0	0	0	0
Karachi, Lahore,	Punjab	2	0	0	1	1	0	4	24
Peshawar, Quetta.	Sindh R	0	0	0	1	0	0	1	3
	Sindh U	1	0	0	0	1	0	2	15
	KP	1	0	0	1	2	0	4	22
	Balochistan	0	1	0	1	2	0	4	24
	AJ&K	0	0	0	0	0	0	0	0
	GB	0	0	0	0	0	0	0	0
	FATA	0	0	0	0	0	0	0	1

TABLE-24
DOMICILE WISE ACTUAL STRENGTH OF EMPLOYEES BY BASIC SCALE AND DIVISION / ATTACHED
DEPARTMENTS / SUBORDINATE OFFICES

DIVISION/OFFICE	DOMICILE	BASIC SCALE 17 to 22							G.TOTAL BS 1-22
		17	18	19	20	21	22	TOTAL	
Federal Service	TOTAL	6	5	7	0	7	4	29	121
Tribunal, Islamabad.	Islamabad	0	0	0	0	0	0	0	8
	Punjab	1	2	5	0	4	3	15	55
	Sindh R	2	1	0	0	0	0	3	11
	Sindh U	1	0	1	0	1	1	4	10
	KP	1	1	1	0	1	0	4	23
	Balochistan	0	1	0	0	1	0	2	6
	AJ&K	0	0	0	0	0	0	0	7
	GB	1	0	0	0	0	0	1	1
	FATA	0	0	0	0	0	0	0	0
Federal Shariat Court, Islamabad.	TOTAL	17	21	8	6	1	1	54	233
Islamabad.	Islamabad	0	1	0	0	0	0	1	21
	Punjab	8	12	5	3	0	0	28	117
	Sindh R	1	2	0	0	0	0	3	5
	Sindh U	1	1	1	2	0	1	6	17
	KP	7	4	2	1	1	0	15	52
	Balochistan	0	1	0	0	0	0	1	14
	AJ&K	0	0	0	0	0	0	0	7
	GB	0	0	0	0	0	0	0	0
	FATA	0	0	0	0	0	0	0	0
Foreign Exchange	TOTAL	0	0	0	0	0	0	0	6
Regulation Appellate	Islamabad	0	0	0	0	0	0	0	0
Board, Karachi, Lahore.	Punjab	0	0	0	0	0	0	0	3
	Sindh R	0	0	0	0	0	0	0	0
	Sindh U	0	0	0	0	0	0	0	3
	KP	0	0	0	0	0	0	0	0
	Balochistan	0	0	0	0	0	0	0	0
	AJ&K	0	0	0	0	0	0	0	0
	GB	0	0	0	0	0	0	0	0
	FATA	0	0	0	0	0	0	0	0
	TOTAL	2	1	0	0	0	0	3	9
Implementation of National Plan of Action for Children Islamabad.	Islamabad	0	0	0	0	0	0	0	1
	Punjab	1	0	0	0	0	0	1	5
	Sindh R	0	0	0	0	0	0	0	1
	Sindh U	0	0	0	0	0	0	0	0
	KP	1	1	0	0	0	0	2	2
	Balochistan	0	0	0	0	0	0	0	0
	AJ&K	0	0	0	0	0	0	0	0
	GB	0	0	0	0	0	0	0	0
	FATA	0	0	0	0	0	0	0	0

TABLE-24
DOMICILE WISE ACTUAL STRENGTH OF EMPLOYEES BY BASIC SCALE AND DIVISION / ATTACHED
DEPARTMENTS / SUBORDINATE OFFICES

DIVISION/OFFICE	DOMICILE	BASIC SCALE 17 to 22							G.TOTAL BS 1-22
		17	18	19	20	21	22	TOTAL	
Insurance Appellate	TOTAL	0	0	0	0	0	0	0	6
Tribunal, Karachi.	Islamabad	0	0	0	0	0	0	0	0
	Punjab	0	0	0	0	0	0	0	0
	Sindh R	0	0	0	0	0	0	0	0
	Sindh U	0	0	0	0	0	0	0	6
	KP	0	0	0	0	0	0	0	0
	Balochistan	0	0	0	0	0	0	0	0
	AJ&K	0	0	0	0	0	0	0	0
	GB	0	0	0	0	0	0	0	0
	FATA	0	0	0	0	0	0	0	0
	Law & Justice	TOTAL	5	4	4	3	1	0	17
Commission of Pakistan, Islamabad.	Islamabad	1	0	0	0	0	0	1	6
	Punjab	3	2	1	0	1	0	7	24
	Sindh R	0	1	0	0	0	0	1	4
	Sindh U	0	1	1	0	0	0	2	2
	KP	0	0	1	2	0	0	3	14
	Balochistan	1	0	1	1	0	0	3	3
	AJ&K	0	0	0	0	0	0	0	0
	GB	0	0	0	0	0	0	0	1
	FATA	0	0	0	0	0	0	0	0
	National Child Protection Centre (NCPC)	TOTAL	1	1	1	0	0	0	3
Islamabad.	Islamabad	0	0	0	0	0	0	0	8
	Punjab	0	1	0	0	0	0	1	5
	Sindh R	0	0	0	0	0	0	0	0
	Sindh U	0	0	0	0	0	0	0	0
	KP	1	0	1	0	0	0	2	6
	Balochistan	0	0	0	0	0	0	0	0
	AJ&K	0	0	0	0	0	0	0	0
	GB	0	0	0	0	0	0	0	1
	FATA	0	0	0	0	0	0	0	0
	National Commission for the Child Welfare Development	TOTAL	0	1	1	0	0	0	2
Islamabad.	Islamabad	0	0	0	0	0	0	0	1
	Punjab	0	1	0	0	0	0	1	11
	Sindh R	0	0	1	0	0	0	1	2
	Sindh U	0	0	0	0	0	0	0	0
	KP	0	0	0	0	0	0	0	1
	Balochistan	0	0	0	0	0	0	0	0
	AJ&K	0	0	0	0	0	0	0	0
	GB	0	0	0	0	0	0	0	1
	FATA	0	0	0	0	0	0	0	0

TABLE-24
DOMICILE WISE ACTUAL STRENGTH OF EMPLOYEES BY BASIC SCALE AND DIVISION / ATTACHED
DEPARTMENTS / SUBORDINATE OFFICES

DIVISION/OFFICE	DOMICILE	BASIC SCALE 17 to 22							G.TOTAL BS 1-22
		17	18	19	20	21	22	TOTAL	
Office of the Attorney	TOTAL	0	0	0	77	38	3	118	352
General/Deputy Attorney	Islamabad	0	0	0	0	0	0	0	10
General's and Standing	Punjab	0	0	0	55	19	3	77	206
Council, Head Office	Sindh R	0	0	0	10	5	0	15	32
Islamabad.	Sindh U	0	0	0	4	4	0	8	51
	KP	0	0	0	6	8	0	14	38
	Balochistan	0	0	0	2	1	0	3	9
	AJ&K	0	0	0	0	0	0	0	5
	GB	0	0	0	0	1	0	1	1
	FATA	0	0	0	0	0	0	0	0
Regional Directorate of	TOTAL	1	4	2	0	0	0	7	41
Human Rights, Lahore,	Islamabad	0	0	0	0	0	0	0	1
Karachi, Peshawar,	Punjab	0	1	1	0	0	0	2	11
Quetta	Sindh R	0	1	0	0	0	0	1	7
	Sindh U	0	0	0	0	0	0	0	2
	KP	1	1	0	0	0	0	2	10
	Balochistan	0	1	1	0	0	0	2	8
	AJ&K	0	0	0	0	0	0	0	0
	GB	0	0	0	0	0	0	0	0
	FATA	0	0	0	0	0	0	0	2
Special Courts (CNS),	TOTAL	1	2	0	0	6	0	9	64
(Over all Pakistan).	Islamabad	0	0	0	0	0	0	0	1
	Punjab	0	1	0	0	2	0	3	21
	Sindh R	0	0	0	0	0	0	0	5
	Sindh U	0	0	0	0	2	0	2	14
	KP	1	0	0	0	1	0	2	13
	Balochistan	0	1	0	0	1	0	2	10
	AJ&K	0	0	0	0	0	0	0	0
	GB	0	0	0	0	0	0	0	0
	FATA	0	0	0	0	0	0	0	0
Special Courts	TOTAL	0	0	0	0	3	0	3	38
(Customs, Taxation &	Islamabad	0	0	0	0	0	0	0	0
Anti Smuggling),	Punjab	0	0	0	0	1	0	1	17
Karachi, Lahore,	Sindh R	0	0	0	0	1	0	1	5
Rawalpindi, Peshawar.	Sindh U	0	0	0	0	0	0	0	5
	KP	0	0	0	0	1	0	1	11
	Balochistan	0	0	0	0	0	0	0	0
	AJ&K	0	0	0	0	0	0	0	0
	GB	0	0	0	0	0	0	0	0
	FATA	0	0	0	0	0	0	0	0

TABLE-24
DOMICILE WISE ACTUAL STRENGTH OF EMPLOYEES BY BASIC SCALE AND DIVISION / ATTACHED
DEPARTMENTS / SUBORDINATE OFFICES

DIVISION/OFFICE	DOMICILE	BASIC SCALE 17 to 22							G.TOTAL BS 1-22
		17	18	19	20	21	22	TOTAL	
Special Courts	TOTAL	2	0	0	0	2	0	4	38
(Offences in Banks),	Islamabad	0	0	0	0	0	0	0	0
Lahore, Karachi,	Punjab	2	0	0	0	1	0	3	14
Peshawar,	Sindh R	0	0	0	0	0	0	0	1
	Sindh U	0	0	0	0	0	0	0	11
	KP	0	0	0	0	1	0	1	10
	Balochistan	0	0	0	0	0	0	0	1
	AJ&K	0	0	0	0	0	0	0	1
	GB	0	0	0	0	0	0	0	0
	FATA	0	0	0	0	0	0	0	0
Special Courts Central,	TOTAL	0	1	0	0	8	0	9	79
(Over all Pakistan).	Islamabad	0	0	0	0	0	0	0	0
	Punjab	0	1	0	0	5	0	6	46
	Sindh R	0	0	0	0	2	0	2	6
	Sindh U	0	0	0	0	0	0	0	18
	KP	0	0	0	0	1	0	1	9
	Balochistan	0	0	0	0	0	0	0	0
	AJ&K	0	0	0	0	0	0	0	0
	GB	0	0	0	0	0	0	0	0
	FATA	0	0	0	0	0	0	0	0
22 Narcotics Control	G. TOTAL	73	23	10	3	1	1	111	1506
Division	TOTAL	2	9	5	1	0	1	18	112
Main, Islamabad.	Islamabad	0	0	1	0	0	0	1	32
	Punjab	1	6	3	1	0	1	12	46
	Sindh R	0	0	1	0	0	0	1	8
	Sindh U	0	0	0	0	0	0	0	2
	KP	1	1	0	0	0	0	2	18
	Balochistan	0	2	0	0	0	0	2	4
	AJ&K	0	0	0	0	0	0	0	1
	GB	0	0	0	0	0	0	0	0
	FATA	0	0	0	0	0	0	0	1
Anti Narcotics Force,	TOTAL	71	14	5	2	1	0	93	1394
Rawalpindi.	Islamabad	0	0	0	0	0	0	0	0
	Punjab	32	5	4	0	1	0	42	725
	Sindh R	12	1	0	0	0	0	13	110
	Sindh U	4	0	1	0	0	0	5	113
	KP	10	5	0	1	0	0	16	216
	Balochistan	3	1	0	1	0	0	5	145
	AJ&K	3	1	0	0	0	0	4	31
	GB	4	1	0	0	0	0	5	38
	FATA	3	0	0	0	0	0	3	16

TABLE-24
DOMICILE WISE ACTUAL STRENGTH OF EMPLOYEES BY BASIC SCALE AND DIVISION / ATTACHED
DEPARTMENTS / SUBORDINATE OFFICES

DIVISION/OFFICE	DOMICILE	BASIC SCALE 17 to 22							G.TOTAL BS 1-22
		17	18	19	20	21	22	TOTAL	
23 National Food	G. TOTAL	105	48	25	11	2	1	192	1427
Security & Research	TOTAL	23	5	8	5	1	1	43	193
Division	Islamabad	0	0	0	0	0	0	0	31
Main Islamabad.	Punjab	14	2	3	4	1	1	25	98
	Sindh R	2	0	2	0	0	0	4	8
	Sindh U	1	1	0	0	0	0	2	3
	KP	2	2	2	0	0	0	6	32
	Balochistan	4	0	1	1	0	0	6	7
	AJ&K	0	0	0	0	0	0	0	13
	GB	0	0	0	0	0	0	0	1
	FATA	0	0	0	0	0	0	0	0
Agriculture Policy	TOTAL	2	7	5	0	1	0	15	78
Institute Islamabad.	Islamabad	0	0	0	0	0	0	0	7
	Punjab	2	3	2	0	1	0	8	47
	Sindh R	0	2	0	0	0	0	2	4
	Sindh U	0	1	1	0	0	0	2	3
	KP	0	0	1	0	0	0	1	11
	Balochistan	0	0	0	0	0	0	0	2
	AJ&K	0	0	0	0	0	0	0	2
	GB	0	0	1	0	0	0	1	1
	FATA	0	1	0	0	0	0	1	1
Animal Quarantine	TOTAL	3	7	0	0	0	0	10	119
Department	Islamabad	0	0	0	0	0	0	0	0
Karachi.	Punjab	2	5	0	0	0	0	7	44
	Sindh R	0	1	0	0	0	0	1	49
	Sindh U	0	0	0	0	0	0	0	0
	KP	1	1	0	0	0	0	2	14
	Balochistan	0	0	0	0	0	0	0	12
	AJ&K	0	0	0	0	0	0	0	0
	GB	0	0	0	0	0	0	0	0
	FATA	0	0	0	0	0	0	0	0
Department of Plant	TOTAL	22	13	5	5	0	0	45	665
Protection Karachi.	Islamabad	0	0	0	0	0	0	0	0
	Punjab	10	7	1	5	0	0	23	302
	Sindh R	2	2	1	0	0	0	5	113
	Sindh U	3	1	2	0	0	0	6	103
	KP	3	2	1	0	0	0	6	75
	Balochistan	1	1	0	0	0	0	2	42
	AJ&K	0	0	0	0	0	0	0	11
	GB	0	0	0	0	0	0	0	5
	FATA	3	0	0	0	0	0	3	14

TABLE-24
DOMICILE WISE ACTUAL STRENGTH OF EMPLOYEES BY BASIC SCALE AND DIVISION / ATTACHED
DEPARTMENTS / SUBORDINATE OFFICES

DIVISION/OFFICE	DOMICILE	BASIC SCALE 17 to 22							G.TOTAL BS 1-22
		17	18	19	20	21	22	TOTAL	
Federal Seed	TOTAL	50	13	6	0	0	0	69	324
Certification & Registration	Islamabad	1	0	0	0	0	0	1	2
	Punjab	27	8	4	0	0	0	39	200
Department Islamabad.	Sindh R	6	2	1	0	0	0	9	41
	Sindh U	6	0	0	0	0	0	6	20
	KP	2	3	1	0	0	0	6	36
	Balochistan	3	0	0	0	0	0	3	10
	AJ&K	1	0	0	0	0	0	1	3
	GB	2	0	0	0	0	0	2	9
	FATA	2	0	0	0	0	0	2	3
National Veterinary	TOTAL	5	3	1	1	0	0	10	48
Laboratory Islamabad.	Islamabad	0	0	0	0	0	0	0	0
	Punjab	4	2	1	0	0	0	7	35
	Sindh R	0	1	0	0	0	0	1	5
	Sindh U	0	0	0	0	0	0	0	1
	KP	0	0	0	0	0	0	0	4
	Balochistan	0	0	0	1	0	0	1	1
	AJ&K	0	0	0	0	0	0	0	1
	GB	1	0	0	0	0	0	1	1
	FATA	0	0	0	0	0	0	0	0
24 National Health	G. TOTAL	136	49	31	7	0	2	225	1304
Services Regulations & Coordination Division	TOTAL	18	11	14	3	0	1	47	226
	Islamabad	2	2	1	0	0	0	5	90
Main Islamabad.	Punjab	11	6	7	2	0	0	26	90
	Sindh R	0	1	0	0	0	1	2	7
	Sindh U	0	0	2	0	0	0	2	6
	KP	4	2	2	1	0	0	9	24
	Balochistan	0	0	2	0	0	0	2	3
	AJ&K	0	0	0	0	0	0	0	3
	GB	1	0	0	0	0	0	1	1
	FATA	0	0	0	0	0	0	0	2
Central Drugs	TOTAL	2	2	1	0	0	0	5	56
Laboratory Karachi.	Islamabad	0	0	0	0	0	0	0	0
	Punjab	0	0	0	0	0	0	0	18
	Sindh R	1	0	0	0	0	0	1	8
	Sindh U	0	1	1	0	0	0	2	21
	KP	0	1	0	0	0	0	1	7
	Balochistan	0	0	0	0	0	0	0	1
	AJ&K	0	0	0	0	0	0	0	0
	GB	0	0	0	0	0	0	0	0
	FATA	1	0	0	0	0	0	1	1

TABLE-24
DOMICILE WISE ACTUAL STRENGTH OF EMPLOYEES BY BASIC SCALE AND DIVISION / ATTACHED
DEPARTMENTS / SUBORDINATE OFFICES

DIVISION/OFFICE	DOMICILE	BASIC SCALE 17 to 22							G.TOTAL BS 1-22
		17	18	19	20	21	22	TOTAL	
Directorate of Central	TOTAL	92	4	0	0	0	0	96	656
Health Establishments	Islamabad	1	1	0	0	0	0	2	2
Islamabad.	Punjab	40	0	0	0	0	0	40	167
	Sindh R	23	0	0	0	0	0	23	78
	Sindh U	4	0	0	0	0	0	4	318
	KP	10	1	0	0	0	0	11	43
	Balochistan	7	1	0	0	0	0	8	36
	AJ&K	0	0	0	0	0	0	0	0
	GB	2	1	0	0	0	0	3	7
	FATA	5	0	0	0	0	0	5	5
Directorate of Malaria	TOTAL	1	3	1	0	0	0	5	35
Control Islamabad.	Islamabad	0	0	0	0	0	0	0	4
	Punjab	0	1	0	0	0	0	1	15
	Sindh R	1	1	0	0	0	0	2	5
	Sindh U	0	0	0	0	0	0	0	0
	KP	0	1	1	0	0	0	2	9
	Balochistan	0	0	0	0	0	0	0	1
	AJ&K	0	0	0	0	0	0	0	0
	GB	0	0	0	0	0	0	0	0
	FATA	0	0	0	0	0	0	0	1
Directorate of Central	TOTAL	1	1	1	0	0	0	3	46
Warehouse & Supplies	Islamabad	1	0	0	0	0	0	1	1
Karachi.	Punjab	0	0	0	0	0	0	0	6
	Sindh R	0	1	0	0	0	0	1	19
	Sindh U	0	0	1	0	0	0	1	17
	KP	0	0	0	0	0	0	0	1
	Balochistan	0	0	0	0	0	0	0	1
	AJ&K	0	0	0	0	0	0	0	0
	GB	0	0	0	0	0	0	0	1
	FATA	0	0	0	0	0	0	0	0
Expanded Programme	TOTAL	5	3	1	1	0	0	10	50
On Immunization,	Islamabad	0	0	0	0	0	0	0	0
Islamabad.	Punjab	3	2	0	1	0	0	6	38
	Sindh R	0	0	0	0	0	0	0	6
	Sindh U	0	0	1	0	0	0	1	1
	KP	2	0	0	0	0	0	2	4
	Balochistan	0	0	0	0	0	0	0	0
	AJ&K	0	0	0	0	0	0	0	0
	GB	0	0	0	0	0	0	0	0
	FATA	0	1	0	0	0	0	1	1

TABLE-24
DOMICILE WISE ACTUAL STRENGTH OF EMPLOYEES BY BASIC SCALE AND DIVISION / ATTACHED
DEPARTMENTS / SUBORDINATE OFFICES

DIVISION/OFFICE	DOMICILE	BASIC SCALE 17 to 22						TOTAL	G.TOTAL BS 1-22
		17	18	19	20	21	22		
National Aids Control	TOTAL	2	1	1	0	0	0	4	18
Programme, Islamabad.	Islamabad	0	0	0	0	0	0	0	3
	Punjab	2	0	0	0	0	0	2	10
	Sindh R	0	0	0	0	0	0	0	0
	Sindh U	0	1	0	0	0	0	1	1
	KP	0	0	0	0	0	0	0	0
	Balochistan	0	0	1	0	0	0	1	1
	AJ&K	0	0	0	0	0	0	0	3
	GB	0	0	0	0	0	0	0	0
	FATA	0	0	0	0	0	0	0	0
National Control	TOTAL	0	1	1	0	0	0	2	9
Laboratory for (Biologicals) Islamabad.	Islamabad	0	0	0	0	0	0	0	0
	Punjab	0	0	1	0	0	0	1	6
	Sindh R	0	0	0	0	0	0	0	0
	Sindh U	0	0	0	0	0	0	0	0
	KP	0	0	0	0	0	0	0	2
	Balochistan	0	1	0	0	0	0	1	1
	AJ&K	0	0	0	0	0	0	0	0
	GB	0	0	0	0	0	0	0	0
	FATA	0	0	0	0	0	0	0	0
National Health	TOTAL	0	1	0	0	0	0	1	17
Information Resource Centre, Islamabad.	Islamabad	0	0	0	0	0	0	0	4
	Punjab	0	0	0	0	0	0	0	7
	Sindh R	0	0	0	0	0	0	0	0
	Sindh U	0	0	0	0	0	0	0	0
	KP	0	1	0	0	0	0	1	6
	Balochistan	0	0	0	0	0	0	0	0
	AJ&K	0	0	0	0	0	0	0	0
	GB	0	0	0	0	0	0	0	0
	FATA	0	0	0	0	0	0	0	0
National Health	TOTAL	0	4	0	1	0	0	5	31
Emergency Preparedness & Response	Islamabad	0	2	0	0	0	0	2	11
	Punjab	0	1	0	0	0	0	1	8
Network Islamabad.	Sindh R	0	0	0	0	0	0	0	0
	Sindh U	0	0	0	1	0	0	1	2
	KP	0	1	0	0	0	0	1	8
	Balochistan	0	0	0	0	0	0	0	0
	AJ&K	0	0	0	0	0	0	0	1
	GB	0	0	0	0	0	0	0	0
FATA	0	0	0	0	0	0	0	1	

TABLE-24
DOMICILE WISE ACTUAL STRENGTH OF EMPLOYEES BY BASIC SCALE AND DIVISION / ATTACHED
DEPARTMENTS / SUBORDINATE OFFICES

DIVISION/OFFICE	DOMICILE	BASIC SCALE 17 to 22							G.TOTAL BS 1-22
		17	18	19	20	21	22	TOTAL	
National Research	TOTAL	3	4	1	0	0	0	8	53
Institute For Fertility Care	Islamabad	1	0	0	0	0	0	1	1
Karachi.	Punjab	0	0	0	0	0	0	0	3
	Sindh R	1	1	0	0	0	0	2	17
	Sindh U	1	2	1	0	0	0	4	31
	KP	0	0	0	0	0	0	0	0
	Balochistan	0	1	0	0	0	0	1	1
	AJ&K	0	0	0	0	0	0	0	0
	GB	0	0	0	0	0	0	0	0
	FATA	0	0	0	0	0	0	0	0
	National Institute	TOTAL	8	2	2	0	0	1	13
of Population Studies	Islamabad	2	0	0	0	0	0	2	9
Islamabad.	Punjab	3	0	1	0	0	1	5	26
	Sindh R	1	1	0	0	0	0	2	5
	Sindh U	0	0	1	0	0	0	1	1
	KP	2	0	0	0	0	0	2	8
	Balochistan	0	0	0	0	0	0	0	0
	AJ&K	0	1	0	0	0	0	1	2
	GB	0	0	0	0	0	0	0	0
	FATA	0	0	0	0	0	0	0	0
	Population Programme	TOTAL	4	12	8	2	0	0	26
Wing Islamabad.	Islamabad	0	1	0	0	0	0	1	6
	Punjab	4	7	6	2	0	0	19	38
	Sindh R	0	0	0	0	0	0	0	0
	Sindh U	0	1	0	0	0	0	1	1
	KP	0	3	2	0	0	0	5	10
	Balochistan	0	0	0	0	0	0	0	1
	AJ&K	0	0	0	0	0	0	0	0
	GB	0	0	0	0	0	0	0	0
	FATA	0	0	0	0	0	0	0	0
25 National Security	TOTAL	1	2	0	1	0	1	5	21
Division Islamabad.	Islamabad	0	0	0	0	0	0	0	6
	Punjab	0	1	0	0	0	0	1	8
	Sindh R	0	1	0	1	0	0	2	3
	Sindh U	0	0	0	0	0	0	0	0
	KP	0	0	0	0	0	1	1	2
	Balochistan	0	0	0	0	0	0	0	1
	AJ&K	1	0	0	0	0	0	1	1
	GB	0	0	0	0	0	0	0	0
	FATA	0	0	0	0	0	0	0	0

TABLE-24
DOMICILE WISE ACTUAL STRENGTH OF EMPLOYEES BY BASIC SCALE AND DIVISION / ATTACHED
DEPARTMENTS / SUBORDINATE OFFICES

DIVISION/OFFICE	DOMICILE	BASIC SCALE 17 to 22							G.TOTAL BS 1-22
		17	18	19	20	21	22	TOTAL	
26 Overseas Pakistanis	G. TOTAL	24	40	16	3	8	2	93	630
and Human Resource	TOTAL	0	21	8	3	1	1	34	268
Development Division, Main Islamabad.	Islamabad	0	2	0	0	0	0	2	17
	Punjab	0	13	7	3	1	0	24	167
	Sindh R	0	1	0	0	0	0	1	10
	Sindh U	0	0	0	0	0	0	0	6
	KP	0	2	0	0	0	1	3	40
	Balochistan	0	0	0	0	0	0	0	3
	AJ&K	0	2	1	0	0	0	3	20
	GB	0	0	0	0	0	0	0	1
	FATA	0	1	0	0	0	0	1	4
Bureau of Emigration & Overseas Employment	TOTAL	21	19	7	0	1	0	48	266
Islamabad.	Islamabad	0	0	0	0	0	0	0	6
	Punjab	9	11	4	0	0	0	24	123
	Sindh R	1	2	2	0	0	0	5	34
	Sindh U	1	4	0	0	0	0	5	28
	KP	6	1	1	0	1	0	9	48
	Balochistan	2	1	0	0	0	0	3	19
	AJ&K	2	0	0	0	0	0	2	5
	GB	0	0	0	0	0	0	0	1
	FATA	0	0	0	0	0	0	0	2
National Industrial Relation Commission	TOTAL	3	0	1	0	6	1	11	96
Islamabad.	Islamabad	0	0	0	0	0	0	0	0
	Punjab	1	0	0	0	2	0	3	46
	Sindh R	0	0	0	0	2	0	2	8
	Sindh U	1	0	0	0	0	0	1	5
	KP	1	0	1	0	1	0	3	19
	Balochistan	0	0	0	0	1	1	2	9
	AJ&K	0	0	0	0	0	0	0	9
	GB	0	0	0	0	0	0	0	0
	FATA	0	0	0	0	0	0	0	0
27 Parliamentary Affairs	TOTAL	8	15	8	3	0	1	35	141
Division Islamabad.	Islamabad	0	0	0	0	0	0	0	0
	Punjab	6	12	8	2	0	1	29	102
	Sindh R	1	1	0	0	0	0	2	6
	Sindh U	0	1	0	0	0	0	1	2
	KP	0	1	0	0	0	0	1	20
	Balochistan	1	0	0	1	0	0	2	4
	AJ&K	0	0	0	0	0	0	0	6
	GB	0	0	0	0	0	0	0	1
	FATA	0	0	0	0	0	0	0	0

TABLE-24
DOMICILE WISE ACTUAL STRENGTH OF EMPLOYEES BY BASIC SCALE AND DIVISION / ATTACHED
DEPARTMENTS / SUBORDINATE OFFICES

DIVISION/OFFICE	DOMICILE	BASIC SCALE 17 to 22							G.TOTAL BS 1-22
		17	18	19	20	21	22	TOTAL	
28 Petroleum & Natural	G. TOTAL	99	64	25	8	2	1	199	1111
Resources Division	TOTAL	11	32	13	7	1	1	65	287
Main, Islamabad.	Islamabad	0	0	0	0	0	0	0	21
	Punjab	6	20	8	2	1	1	38	160
	Sindh R	1	4	2	0	0	0	7	19
	Sindh U	0	2	1	1	0	0	4	13
	KP	2	6	0	3	0	0	11	54
	Balochistan	1	0	2	0	0	0	3	6
	AJ&K	1	0	0	0	0	0	1	8
	GB	0	0	0	1	0	0	1	5
	FATA	0	0	0	0	0	0	0	1
Central Inspectorate of	TOTAL	0	1	1	0	0	0	2	13
Mines Islamabad.	Islamabad	0	0	0	0	0	0	0	1
	Punjab	0	0	1	0	0	0	1	10
	Sindh R	0	1	0	0	0	0	1	1
	Sindh U	0	0	0	0	0	0	0	0
	KP	0	0	0	0	0	0	0	1
	Balochistan	0	0	0	0	0	0	0	0
	AJ&K	0	0	0	0	0	0	0	0
	GB	0	0	0	0	0	0	0	0
	FATA	0	0	0	0	0	0	0	0
Geological Survey of	TOTAL	88	31	11	1	1	0	132	811
Pakistan, Quetta.	Islamabad	0	0	0	0	0	0	0	11
	Punjab	45	12	7	0	1	0	65	286
	Sindh R	14	7	1	1	0	0	23	81
	Sindh U	5	3	2	0	0	0	10	66
	KP	12	4	0	0	0	0	16	83
	Balochistan	4	3	1	0	0	0	8	231
	AJ&K	4	2	0	0	0	0	6	35
	GB	0	0	0	0	0	0	0	3
	FATA	4	0	0	0	0	0	4	15
29 Planning Development	G. TOTAL	150	148	98	34	3	1	434	5305
and Reform Division	TOTAL	29	31	35	14	2	1	112	552
Main, Islamabad.	Islamabad	1	0	0	0	0	0	1	38
	Punjab	19	17	14	9	1	1	61	300
	Sindh R	0	7	7	0	0	0	14	41
	Sindh U	1	0	1	0	0	0	2	45
	KP	7	4	9	3	1	0	24	63
	Balochistan	0	1	3	0	0	0	4	17
	AJ&K	1	0	0	1	0	0	2	34
	GB	0	0	0	1	0	0	1	4
	FATA	0	2	1	0	0	0	3	10

TABLE-24
DOMICILE WISE ACTUAL STRENGTH OF EMPLOYEES BY BASIC SCALE AND DIVISION / ATTACHED
DEPARTMENTS / SUBORDINATE OFFICES

DIVISION/OFFICE	DOMICILE	BASIC SCALE 17 to 22							G.TOTAL BS 1-22
		17	18	19	20	21	22	TOTAL	
Jawaid Azfar Computer	TOTAL	1	2	0	0	0	0	3	13
Centre, Islamabad.	Islamabad	0	0	0	0	0	0	0	0
	Punjab	1	0	0	0	0	0	1	9
	Sindh R	0	0	0	0	0	0	0	0
	Sindh U	0	0	0	0	0	0	0	1
	KP	0	1	0	0	0	0	1	2
	Balochistan	0	1	0	0	0	0	1	1
	AJ&K	0	0	0	0	0	0	0	0
	GB	0	0	0	0	0	0	0	0
	FATA	0	0	0	0	0	0	0	0
	National Fertilizer	TOTAL	3	1	2	1	0	0	7
Development Centre, Islamabad.	Islamabad	0	0	0	0	0	0	0	5
	Punjab	2	1	1	0	0	0	4	21
	Sindh R	0	0	0	0	0	0	0	0
	Sindh U	0	0	0	0	0	0	0	0
	KP	1	0	1	1	0	0	3	10
	Balochistan	0	0	0	0	0	0	0	0
	AJ&K	0	0	0	0	0	0	0	2
	GB	0	0	0	0	0	0	0	0
	FATA	0	0	0	0	0	0	0	0
National Logistic Cell, Rawalpindi.	TOTAL	117	113	61	19	1	0	311	4693
Islamabad.	Islamabad	0	1	5	2	0	0	8	26
	Punjab	76	77	40	12	1	0	206	3166
	Sindh R	5	3	1	0	0	0	9	341
	Sindh U	8	15	4	1	0	0	28	358
	KP	25	13	8	3	0	0	49	520
	Balochistan	1	0	0	1	0	0	2	90
	AJ&K	2	2	2	0	0	0	6	139
	GB	0	1	0	0	0	0	1	19
	FATA	0	1	1	0	0	0	2	34
Pakistan Planning and Management Institute, Islamabad.	TOTAL	0	1	0	0	0	0	1	9
Islamabad.	Islamabad	0	0	0	0	0	0	0	1
	Punjab	0	1	0	0	0	0	1	4
	Sindh R	0	0	0	0	0	0	0	0
	Sindh U	0	0	0	0	0	0	0	0
	KP	0	0	0	0	0	0	0	4
	Balochistan	0	0	0	0	0	0	0	0
	AJ&K	0	0	0	0	0	0	0	0
	GB	0	0	0	0	0	0	0	0
FATA	0	0	0	0	0	0	0	0	

TABLE-24
DOMICILE WISE ACTUAL STRENGTH OF EMPLOYEES BY BASIC SCALE AND DIVISION / ATTACHED
DEPARTMENTS / SUBORDINATE OFFICES

DIVISION/OFFICE	DOMICILE	BASIC SCALE 17 to 22							G.TOTAL BS 1-22
		17	18	19	20	21	22	TOTAL	
30 Privatization Division,	TOTAL	1	4	3	1	1	0	10	75
Islamabad.	Islamabad	0	0	0	0	0	0	0	6
	Punjab	1	2	1	1	1	0	6	45
	Sindh R	0	0	0	0	0	0	0	7
	Sindh U	0	0	0	0	0	0	0	1
	KP	0	1	1	0	0	0	2	13
	Balochistan	0	1	1	0	0	0	2	3
	AJ&K	0	0	0	0	0	0	0	0
	GB	0	0	0	0	0	0	0	0
	FATA	0	0	0	0	0	0	0	0
31 Ports & Shipping	G. TOTAL	10	22	8	2	2	1	45	388
Division	TOTAL	0	18	4	1	2	1	26	148
Main, Islamabad.	Islamabad	0	0	1	0	0	0	1	16
	Punjab	0	5	2	0	0	0	7	42
	Sindh R	0	3	0	0	1	0	4	14
	Sindh U	0	8	0	0	0	0	8	51
	KP	0	0	1	1	1	1	4	21
	Balochistan	0	2	0	0	0	0	2	3
	AJ&K	0	0	0	0	0	0	0	0
	GB	0	0	0	0	0	0	0	1
	FATA	0	0	0	0	0	0	0	0
Directorate of Dock	TOTAL	0	0	0	0	0	0	0	26
Workers Safety, Karachi.	Islamabad	0	0	0	0	0	0	0	0
	Punjab	0	0	0	0	0	0	0	1
	Sindh R	0	0	0	0	0	0	0	3
	Sindh U	0	0	0	0	0	0	0	16
	KP	0	0	0	0	0	0	0	0
	Balochistan	0	0	0	0	0	0	0	5
	AJ&K	0	0	0	0	0	0	0	0
	GB	0	0	0	0	0	0	0	0
	FATA	0	0	0	0	0	0	0	1
Government Shipping	TOTAL	0	0	1	0	0	0	1	13
Office, Karachi.	Islamabad	0	0	0	0	0	0	0	0
	Punjab	0	0	1	0	0	0	1	1
	Sindh R	0	0	0	0	0	0	0	2
	Sindh U	0	0	0	0	0	0	0	9
	KP	0	0	0	0	0	0	0	1
	Balochistan	0	0	0	0	0	0	0	0
	AJ&K	0	0	0	0	0	0	0	0
	GB	0	0	0	0	0	0	0	0
	FATA	0	0	0	0	0	0	0	0

TABLE-24
DOMICILE WISE ACTUAL STRENGTH OF EMPLOYEES BY BASIC SCALE AND DIVISION / ATTACHED
DEPARTMENTS / SUBORDINATE OFFICES

DIVISION/OFFICE	DOMICILE	BASIC SCALE 17 to 22							G.TOTAL BS 1-22
		17	18	19	20	21	22	TOTAL	
Marine Biological	TOTAL	3	0	0	0	0	0	3	27
Research Laboratory	Islamabad	0	0	0	0	0	0	0	0
Karachi.	Punjab	2	0	0	0	0	0	2	11
	Sindh R	0	0	0	0	0	0	0	3
	Sindh U	1	0	0	0	0	0	1	12
	KP	0	0	0	0	0	0	0	0
	Balochistan	0	0	0	0	0	0	0	1
	AJ&K	0	0	0	0	0	0	0	0
	GB	0	0	0	0	0	0	0	0
	FATA	0	0	0	0	0	0	0	0
	TOTAL	7	3	3	1	0	0	14	126
Marine Fisheries Department Karachi.	Islamabad	0	0	0	0	0	0	0	0
	Punjab	1	0	1	0	0	0	2	24
	Sindh R	5	2	2	0	0	0	9	33
	Sindh U	0	1	0	0	0	0	1	58
	KP	1	0	0	0	0	0	1	5
	Balochistan	0	0	0	0	0	0	0	4
	AJ&K	0	0	0	1	0	0	1	1
	GB	0	0	0	0	0	0	0	0
	FATA	0	0	0	0	0	0	0	1
Mercantile Marine	TOTAL	0	1	0	0	0	0	1	48
Department, Karachi.	Islamabad	0	1	0	0	0	0	1	1
	Punjab	0	0	0	0	0	0	0	6
	Sindh R	0	0	0	0	0	0	0	7
	Sindh U	0	0	0	0	0	0	0	20
	KP	0	0	0	0	0	0	0	1
	Balochistan	0	0	0	0	0	0	0	12
	AJ&K	0	0	0	0	0	0	0	0
	GB	0	0	0	0	0	0	0	1
	FATA	0	0	0	0	0	0	0	0
32 Religious Affairs and	G. TOTAL	30	31	16	4	2	1	84	597
Inter-faith Harmony	TOTAL	22	25	11	4	2	1	65	411
Division	Islamabad	1	1	0	0	0	0	2	38
Main, Islamabad.	Punjab	9	15	6	1	0	1	32	231
	Sindh R	1	3	0	0	0	0	4	21
	Sindh U	4	0	0	0	1	0	5	15
	KP	5	5	4	3	1	0	18	68
	Balochistan	2	0	1	0	0	0	3	11
	AJ&K	0	0	0	0	0	0	0	22
	GB	0	0	0	0	0	0	0	3
	FATA	0	1	0	0	0	0	1	2

TABLE-24
DOMICILE WISE ACTUAL STRENGTH OF EMPLOYEES BY BASIC SCALE AND DIVISION / ATTACHED
DEPARTMENTS / SUBORDINATE OFFICES

DIVISION/OFFICE	DOMICILE	BASIC SCALE 17 to 22							G.TOTAL BS 1-22
		17	18	19	20	21	22	TOTAL	
Directorate of Hajj, (Over all Pakistan).	TOTAL	8	6	5	0	0	0	19	186
	Islamabad	0	1	0	0	0	0	1	1
	Punjab	6	1	2	0	0	0	9	67
	Sindh R	2	3	1	0	0	0	6	30
	Sindh U	0	0	0	0	0	0	0	28
	KP	0	1	2	0	0	0	3	36
	Balochistan	0	0	0	0	0	0	0	21
	AJ&K	0	0	0	0	0	0	0	1
	GB	0	0	0	0	0	0	0	0
	FATA	0	0	0	0	0	0	0	2
33 Revenue Division	G.TOTAL	781	584	408	195	72	8	2048	21392
Main, Islamabad.	TOTAL	2	1	2	1	1	1	8	35
	Islamabad	0	0	0	0	0	0	0	6
	Punjab	0	0	1	0	0	1	2	11
	Sindh R	0	0	1	0	0	0	1	3
	Sindh U	0	0	0	0	0	0	0	0
	KP	0	0	0	1	1	0	2	6
	Balochistan	2	1	0	0	0	0	3	6
	AJ&K	0	0	0	0	0	0	0	2
	GB	0	0	0	0	0	0	0	1
	FATA	0	0	0	0	0	0	0	0
Federal Board of Revenue including (Customs, Central Excise, Sales Tax & Income Tax Departments), HQ Islamabad.	TOTAL	779	583	406	194	71	7	2040	21357
	Islamabad	19	10	11	2	1	1	44	477
	Punjab	382	310	219	103	38	5	1057	10826
	Sindh R	78	65	45	26	5	0	219	1621
	Sindh U	116	55	39	19	4	0	233	4655
	KP	108	77	57	24	15	1	282	2399
	Balochistan	37	24	14	7	2	0	84	852
	AJ&K	11	10	6	3	2	0	32	254
	GB	0	0	0	0	0	0	0	0
	FATA	28	32	15	10	4	0	89	273
34 Railways Division	G. TOTAL	447	297	93	45	8	1	891	76095
Main, Islamabad.	TOTAL	20	12	8	3	2	1	46	211
	Islamabad	0	0	0	0	0	0	0	25
	Punjab	16	9	5	1	2	1	34	120
	Sindh R	1	0	0	1	0	0	2	9
	Sindh U	0	1	1	0	0	0	2	9
	KP	3	2	0	1	0	0	6	31
	Balochistan	0	0	0	0	0	0	0	1
	AJ&K	0	0	2	0	0	0	2	14
	GB	0	0	0	0	0	0	0	2
	FATA	0	0	0	0	0	0	0	0

TABLE-24
DOMICILE WISE ACTUAL STRENGTH OF EMPLOYEES BY BASIC SCALE AND DIVISION / ATTACHED
DEPARTMENTS / SUBORDINATE OFFICES

DIVISION/OFFICE	DOMICILE	BASIC SCALE 17 to 22							G.TOTAL BS 1-22
		17	18	19	20	21	22	TOTAL	
Pakistan Railways HQ,	TOTAL	427	285	85	42	6	0	845	75884
Lahore.	Islamabad	0	0	0	0	0	0	0	44
	Punjab	282	192	41	22	6	0	543	46068
	Sindh R	43	31	15	7	0	0	96	7286
	Sindh U	21	16	6	2	0	0	45	12685
	KP	42	24	15	4	0	0	85	4839
	Balochistan	19	9	4	2	0	0	34	4697
	AJ&K	7	5	1	2	0	0	15	116
	GB	13	8	3	3	0	0	27	35
	FATA	0	0	0	0	0	0	0	114
35 Science &	TOTAL	13	8	9	4	1	1	36	173
Technology Division ,	Islamabad	1	0	0	0	0	0	1	41
Islamabad.	Punjab	8	5	6	3	1	0	23	92
	Sindh R	2	1	2	0	0	0	5	10
	Sindh U	1	0	0	0	0	0	1	5
	KP	1	1	1	1	0	1	5	18
	Balochistan	0	0	0	0	0	0	0	2
	AJ&K	0	0	0	0	0	0	0	2
	GB	0	0	0	0	0	0	0	1
	FATA	0	1	0	0	0	0	1	2
36 States and Frontier	G. TOTAL	82	14	6	5	3	0	110	927
Regions Division	TOTAL	3	7	4	1	2	0	17	122
Main, Islamabad.	Islamabad	0	0	0	0	0	0	0	12
	Punjab	2	1	2	0	0	0	5	44
	Sindh R	0	2	1	0	0	0	3	12
	Sindh U	0	0	0	0	0	0	0	0
	KP	1	0	1	1	0	0	3	37
	Balochistan	0	3	0	0	2	0	5	6
	AJ&K	0	1	0	0	0	0	1	5
	GB	0	0	0	0	0	0	0	2
	FATA	0	0	0	0	0	0	0	4
Chief Commissioner for	TOTAL	79	7	2	4	1	0	93	805
Afghan Refugees,	Islamabad	0	0	0	0	0	0	0	1
Islamabad, Lahore,	Punjab	3	1	1	1	0	0	6	87
Karachi, Peshawar	Sindh R	0	0	0	1	0	0	1	2
Quetta.	Sindh U	0	0	0	0	0	0	0	1
	KP	59	3	0	2	1	0	65	600
	Balochistan	1	0	1	0	0	0	2	35
	AJ&K	0	0	0	0	0	0	0	2
	GB	0	0	0	0	0	0	0	0
	FATA	16	3	0	0	0	0	19	77

TABLE-24
DOMICILE WISE ACTUAL STRENGTH OF EMPLOYEES BY BASIC SCALE AND DIVISION / ATTACHED
DEPARTMENTS / SUBORDINATE OFFICES

DIVISION/OFFICE	DOMICILE	BASIC SCALE 17 to 22							G.TOTAL BS 1-22
		17	18	19	20	21	22	TOTAL	
37 Statistics Division	G. TOTAL	338	79	33	7	1	1	459	2975
Main, Islamabad.	TOTAL	5	0	2	0	1	1	9	70
	Islamabad	0	0	0	0	0	0	0	7
	Punjab	3	0	2	0	1	1	7	38
	Sindh R	1	0	0	0	0	0	1	4
	Sindh U	0	0	0	0	0	0	0	1
	KP	1	0	0	0	0	0	1	13
	Balochistan	0	0	0	0	0	0	0	2
	AJ&K	0	0	0	0	0	0	0	2
	GB	0	0	0	0	0	0	0	3
	FATA	0	0	0	0	0	0	0	0
Pakistan Bureau of	TOTAL	333	79	31	7	0	0	450	2905
Statistics, Islamabad.	Islamabad	8	2	1	0	0	0	11	204
	Punjab	162	46	18	2	0	0	228	1411
	Sindh R	44	6	4	0	0	0	54	303
	Sindh U	37	11	3	2	0	0	53	294
	KP	48	12	2	1	0	0	63	388
	Balochistan	13	1	1	0	0	0	15	130
	AJ&K	14	0	1	1	0	0	16	77
	GB	3	0	0	0	0	0	3	45
	FATA	4	1	1	1	0	0	7	53
38 Textile Industry	G. TOTAL	10	11	6	7	1	1	36	185
Division	TOTAL	8	9	5	6	1	1	30	141
Main, Islamabad.	Islamabad	0	0	0	0	0	0	0	23
	Punjab	7	5	4	5	1	0	22	72
	Sindh R	0	2	0	0	0	1	3	10
	Sindh U	0	1	1	0	0	0	2	9
	KP	1	1	0	1	0	0	3	16
	Balochistan	0	0	0	0	0	0	0	4
	AJ&K	0	0	0	0	0	0	0	5
	GB	0	0	0	0	0	0	0	2
	FATA	0	0	0	0	0	0	0	0
Textile Commissioner's	TOTAL	2	2	1	1	0	0	6	44
Organization, Karachi.	Islamabad	0	0	0	0	0	0	0	0
	Punjab	0	1	0	0	0	0	1	15
	Sindh R	0	1	1	1	0	0	3	11
	Sindh U	1	0	0	0	0	0	1	12
	KP	1	0	0	0	0	0	1	6
	Balochistan	0	0	0	0	0	0	0	0
	AJ&K	0	0	0	0	0	0	0	0
	GB	0	0	0	0	0	0	0	0
	FATA	0	0	0	0	0	0	0	0

TABLE-24
DOMICILE WISE ACTUAL STRENGTH OF EMPLOYEES BY BASIC SCALE AND DIVISION / ATTACHED
DEPARTMENTS / SUBORDINATE OFFICES

DIVISION/OFFICE	DOMICILE	BASIC SCALE 17 to 22							G.TOTAL BS 1-22
		17	18	19	20	21	22	TOTAL	
39 Water and Power	G. TOTAL	10	32	12	9	5	1	69	364
Division	TOTAL	0	21	5	4	2	1	33	155
Main, Islamabad.	Islamabad	0	1	0	0	0	0	1	10
	Punjab	0	13	1	3	2	0	19	78
	Sindh R	0	3	0	1	0	1	5	16
	Sindh U	0	0	0	0	0	0	0	1
	KP	0	1	4	0	0	0	5	35
	Balochistan	0	3	0	0	0	0	3	3
	AJ&K	0	0	0	0	0	0	0	10
	GB	0	0	0	0	0	0	0	1
	FATA	0	0	0	0	0	0	0	1
National Energy	TOTAL	1	2	1	1	1	0	6	35
Conservation Centre	Islamabad	0	0	0	0	0	0	0	4
(ENERCON) Islamabad	Punjab	0	1	0	1	1	0	3	22
	Sindh R	0	0	0	0	0	0	0	0
	Sindh U	1	0	0	0	0	0	1	2
	KP	0	1	1	0	0	0	2	4
	Balochistan	0	0	0	0	0	0	0	0
	AJ&K	0	0	0	0	0	0	0	3
	GB	0	0	0	0	0	0	0	0
	FATA	0	0	0	0	0	0	0	0
Office of the Chief	TOTAL	7	7	5	3	1	0	23	118
Engineering Adviser/	Islamabad	0	0	1	1	0	0	2	34
Chairman Federal	Punjab	4	5	3	0	1	0	13	41
Flood Commission,	Sindh R	1	1	1	0	0	0	3	10
Islamabad.	Sindh U	1	1	0	1	0	0	3	5
	KP	1	0	0	1	0	0	2	18
	Balochistan	0	0	0	0	0	0	0	7
	AJ&K	0	0	0	0	0	0	0	0
	GB	0	0	0	0	0	0	0	1
	FATA	0	0	0	0	0	0	0	2
Pakistan Commissioner	TOTAL	2	2	1	1	1	0	7	56
for Indus Waters,	Islamabad	0	0	0	0	0	0	0	0
Lahore.	Punjab	2	1	1	0	1	0	5	46
	Sindh R	0	1	0	1	0	0	2	7
	Sindh U	0	0	0	0	0	0	0	0
	KP	0	0	0	0	0	0	0	3
	Balochistan	0	0	0	0	0	0	0	0
	AJ&K	0	0	0	0	0	0	0	0
	GB	0	0	0	0	0	0	0	0
	FATA	0	0	0	0	0	0	0	0

TABLE-24
DOMICILE WISE ACTUAL STRENGTH OF EMPLOYEES BY BASIC SCALE AND DIVISION / ATTACHED
DEPARTMENTS / SUBORDINATE OFFICES

DIVISION/OFFICE	DOMICILE	BASIC SCALE 17 to 22							G.TOTAL BS 1-22
		17	18	19	20	21	22	TOTAL	
40 President's	TOTAL	10	10	13	7	3	1	44	276
Secretariat (Public),	Islamabad	0	0	0	0	0	0	0	0
Islamabad.	Punjab	6	8	11	4	3	1	33	212
	Sindh R	1	0	0	1	0	0	2	9
	Sindh U	1	0	0	2	0	0	3	6
	KP	1	1	1	0	0	0	3	31
	Balochistan	0	0	0	0	0	0	0	1
	AJ&K	1	1	0	0	0	0	2	14
	GB	0	0	0	0	0	0	0	1
	FATA	0	0	1	0	0	0	1	2
41 President's	TOTAL	8	13	3	2	0	0	26	425
Secretariat	Islamabad	0	0	0	0	0	0	0	17
(Personal),	Punjab	5	7	2	2	0	0	16	311
Islamabad.	Sindh R	0	1	0	0	0	0	1	3
	Sindh U	0	1	1	0	0	0	2	6
	KP	2	4	0	0	0	0	6	55
	Balochistan	0	0	0	0	0	0	0	3
	AJ&K	1	0	0	0	0	0	1	23
	GB	0	0	0	0	0	0	0	6
	FATA	0	0	0	0	0	0	0	1
42 Prime Minister's	G. TOTAL	25	25	29	17	8	6	110	540
Office (Public)	TOTAL	5	7	16	9	6	4	47	224
Main, Islamabad.	Islamabad	0	0	0	0	0	0	0	0
	Punjab	3	4	9	7	4	4	31	150
	Sindh R	0	0	0	0	0	0	0	7
	Sindh U	0	0	2	0	1	0	3	7
	KP	2	1	3	2	0	0	8	38
	Balochistan	0	2	1	0	0	0	3	7
	AJ&K	0	0	0	0	1	0	1	10
	GB	0	0	1	0	0	0	1	3
	FATA	0	0	0	0	0	0	0	2
Board of Investment,	TOTAL	14	16	10	2	1	1	44	240
Islamabad.	Islamabad	0	0	0	0	0	0	0	6
	Punjab	8	9	4	1	0	1	23	119
	Sindh R	0	1	0	0	0	0	1	18
	Sindh U	2	3	1	1	0	0	7	29
	KP	3	2	2	0	0	0	7	44
	Balochistan	0	1	1	0	0	0	2	9
	AJ&K	0	0	2	0	1	0	3	12
	GB	1	0	0	0	0	0	1	2
	FATA	0	0	0	0	0	0	0	1

TABLE-24
DOMICILE WISE ACTUAL STRENGTH OF EMPLOYEES BY BASIC SCALE AND DIVISION / ATTACHED
DEPARTMENTS / SUBORDINATE OFFICES

DIVISION/OFFICE	DOMICILE	BASIC SCALE 17 to 22							G.TOTAL BS 1-22
		17	18	19	20	21	22	TOTAL	
National Commission for	TOTAL	2	0	1	1	0	0	4	21
Government Reforms,	Islamabad	0	0	0	0	0	0	0	1
Islamabad.	Punjab	2	0	1	0	0	0	3	12
	Sindh R	0	0	0	0	0	0	0	0
	Sindh U	0	0	0	0	0	0	0	0
	KP	0	0	0	0	0	0	0	4
	Balochistan	0	0	0	1	0	0	1	1
	AJ&K	0	0	0	0	0	0	0	1
	GB	0	0	0	0	0	0	0	1
	FATA	0	0	0	0	0	0	0	1
Prime Minister's	TOTAL	4	2	2	5	1	1	15	55
Inspection Commission,	Islamabad	0	0	0	1	0	0	1	4
Islamabad.	Punjab	1	1	1	3	1	1	8	34
	Sindh R	1	1	0	0	0	0	2	4
	Sindh U	0	0	0	0	0	0	0	0
	KP	2	0	1	1	0	0	4	11
	Balochistan	0	0	0	0	0	0	0	0
	AJ&K	0	0	0	0	0	0	0	2
	GB	0	0	0	0	0	0	0	0
	FATA	0	0	0	0	0	0	0	0
43 Prime Minister's	TOTAL	7	11	5	1	0	0	24	478
Office (Internal),	Islamabad	0	0	0	0	0	0	0	44
Islamabad.	Punjab	7	8	5	1	0	0	21	305
	Sindh R	0	0	0	0	0	0	0	4
	Sindh U	0	1	0	0	0	0	1	4
	KP	0	2	0	0	0	0	2	76
	Balochistan	0	0	0	0	0	0	0	11
	AJ&K	0	0	0	0	0	0	0	31
	GB	0	0	0	0	0	0	0	2
	FATA	0	0	0	0	0	0	0	1
44 National Assembly	TOTAL	93	48	23	15	5	2	186	996
Secretariat,	Islamabad	0	0	0	0	0	0	0	208
Islamabad.	Punjab	58	33	13	11	3	1	119	493
	Sindh R	17	3	4	1	0	0	25	101
	Sindh U	0	0	0	0	0	0	0	28
	KP	14	10	4	1	2	1	32	110
	Balochistan	2	0	2	1	0	0	5	22
	AJ&K	0	2	0	0	0	0	2	14
	GB	1	0	0	1	0	0	2	8
	FATA	1	0	0	0	0	0	1	12

TABLE-24
DOMICILE WISE ACTUAL STRENGTH OF EMPLOYEES BY BASIC SCALE AND DIVISION / ATTACHED
DEPARTMENTS / SUBORDINATE OFFICES

DIVISION/OFFICE	DOMICILE	BASIC SCALE 17 to 22							G.TOTAL BS 1-22
		17	18	19	20	21	22	TOTAL	
45 Senate Secretariat,	TOTAL	89	24	23	10	3	1	150	891
Islamabad.	Islamabad	8	3	2	0	0	0	13	89
	Punjab	49	12	7	6	2	1	77	435
	Sindh R	4	2	6	1	0	0	13	60
	Sindh U	4	1	2	3	0	0	10	38
	KP	14	5	2	0	1	0	22	175
	Balochistan	3	1	3	0	0	0	7	33
	AJ&K	3	0	0	0	0	0	3	37
	GB	0	0	0	0	0	0	0	10
	FATA	4	0	1	0	0	0	5	14
46 Election Commission	G. TOTAL	112	178	44	10	5	1	350	2280
of Pakistan	TOTAL	16	31	9	6	3	1	66	284
Main, Islamabad.	Islamabad	1	2	1	0	0	0	4	52
	Punjab	13	16	4	3	1	1	38	116
	Sindh R	0	1	0	0	0	0	1	14
	Sindh U	0	2	0	0	0	0	2	8
	KP	0	5	1	3	2	0	11	63
	Balochistan	0	4	1	0	0	0	5	13
	AJ&K	2	1	1	0	0	0	4	14
	GB	0	0	0	0	0	0	0	2
	FATA	0	0	1	0	0	0	1	2
Provincial Election	TOTAL	96	147	35	4	2	0	284	1996
Commissioners,	Islamabad	1	3	0	0	0	0	4	5
Punjab, Sindh, KPand	Punjab	27	46	7	1	1	0	82	633
Balochistan.	Sindh R	4	19	5	1	0	0	29	194
	Sindh U	15	17	0	0	0	0	32	304
	KP	23	31	10	1	0	0	65	419
	Balochistan	25	29	7	1	1	0	63	389
	AJ&K	0	0	0	0	0	0	0	4
	GB	1	0	0	0	0	0	1	1
	FATA	0	2	6	0	0	0	8	47
47 Wafaqi Mohtasib	TOTAL	68	12	5	10	8	1	104	548
(Ombudsman)'s	Islamabad	4	0	0	0	1	0	5	34
Secretariat,	Punjab	44	4	3	5	1	1	58	279
Islamabad.	Sindh R	2	5	1	3	1	0	12	45
	Sindh U	7	0	0	0	0	0	7	58
	KP	8	1	1	1	4	0	15	95
	Balochistan	3	1	0	0	0	0	4	19
	AJ&K	0	1	0	1	0	0	2	16
	GB	0	0	0	0	0	0	0	0
	FATA	0	0	0	0	1	0	1	2

TABLE-24
DOMICILE WISE ACTUAL STRENGTH OF EMPLOYEES BY BASIC SCALE AND DIVISION / ATTACHED
DEPARTMENTS / SUBORDINATE OFFICES

DIVISION/OFFICE	DOMICILE	BASIC SCALE 17 to 22							G.TOTAL BS 1-22
		17	18	19	20	21	22	TOTAL	
48 Supreme Court	TOTAL	31	51	19	8	2	2	113	627
of Pakistan,	Islamabad	0	1	1	0	0	0	2	34
Islamabad.	Punjab	21	37	12	6	2	1	79	372
	Sindh R	3	2	2	1	0	1	9	35
	Sindh U	2	4	0	0	0	0	6	43
	KP	4	5	4	1	0	0	14	100
	Balochistan	1	1	0	0	0	0	2	10
	AJ&K	0	1	0	0	0	0	1	27
	GB	0	0	0	0	0	0	0	3
	FATA	0	0	0	0	0	0	0	3
49 Federal Tax	TOTAL	12	3	1	1	0	1	18	146
Ombudsman	Islamabad	2	0	0	0	0	0	2	7
Secretariat,	Punjab	6	2	1	1	0	1	11	82
Islamabad.	Sindh R	1	0	0	0	0	0	1	7
	Sindh U	1	0	0	0	0	0	1	21
	KP	2	1	0	0	0	0	3	18
	Balochistan	0	0	0	0	0	0	0	7
	AJ&K	0	0	0	0	0	0	0	4
	GB	0	0	0	0	0	0	0	0
	FATA	0	0	0	0	0	0	0	0
50 National Accountability	TOTAL	190	137	54	22	6	0	409	1650
Bureau, Islamabad.	Islamabad	6	6	2	0	0	0	14	70
	Punjab	97	72	40	13	4	0	226	786
	Sindh R	19	15	3	4	1	0	42	148
	Sindh U	17	10	6	1	0	0	34	147
	KP	27	24	0	2	1	0	54	257
	Balochistan	12	3	1	1	0	0	17	167
	AJ&K	4	1	1	0	0	0	6	28
	GB	1	1	0	0	0	0	2	16
	FATA	7	5	1	1	0	0	14	31
G. TOTAL		13970	6871	2814	1125	457	96	25333	454517

TABLE-25

DOMICILE WISE ACTUAL STRENGTH OF FEMALE EMPLOYEES BY BASIC SCALE AND DIVISION / ATTACHED DEPARTMENTS / SUBORDINATE OFFICES

DIVISION/OFFICE	DOMICILE	BASIC SCALE 1 to 16																TOTAL
		1	2	3	4	5	6	7	8	9	10	11	12	13	14	15	16	
1 Aviation Division	G. TOTAL	15	1	0	0	393	0	94	0	160	0	0	0	3	63	0	62	791
	TOTAL	0	0	0	0	0	0	0	0	0	0	0	0	0	0	0	0	0
	Islamabad	0	0	0	0	0	0	0	0	0	0	0	0	0	0	0	0	0
	Punjab	0	0	0	0	0	0	0	0	0	0	0	0	0	0	0	0	0
	Sindh R	0	0	0	0	0	0	0	0	0	0	0	0	0	0	0	0	0
	Sindh U	0	0	0	0	0	0	0	0	0	0	0	0	0	0	0	0	0
	KP	0	0	0	0	0	0	0	0	0	0	0	0	0	0	0	0	0
	Balochistan	0	0	0	0	0	0	0	0	0	0	0	0	0	0	0	0	0
	AJ&K	0	0	0	0	0	0	0	0	0	0	0	0	0	0	0	0	0
	GB	0	0	0	0	0	0	0	0	0	0	0	0	0	0	0	0	0
FATA	0	0	0	0	0	0	0	0	0	0	0	0	0	0	0	0	0	
Airports Security Force, Karachi.	TOTAL	10	0	0	0	392	0	83	0	153	0	0	0	0	51	0	56	745
	Islamabad	0	0	0	0	0	0	0	0	0	0	0	0	0	0	0	0	0
	Punjab	1	0	0	0	213	0	54	0	80	0	0	0	0	24	0	18	390
	Sindh R	0	0	0	0	44	0	3	0	24	0	0	0	0	6	0	7	84
	Sindh U	9	0	0	0	61	0	11	0	21	0	0	0	0	13	0	14	129
	KP	0	0	0	0	41	0	6	0	15	0	0	0	0	2	0	5	69
	Balochistan	0	0	0	0	19	0	8	0	9	0	0	0	0	2	0	6	44
	AJ&K	0	0	0	0	4	0	0	0	1	0	0	0	0	1	0	3	9
	GB	0	0	0	0	8	0	0	0	2	0	0	0	0	3	0	3	16
	FATA	0	0	0	0	2	0	1	0	1	0	0	0	0	0	0	0	4
Pakistan Meteorological Department, Islamabad.	TOTAL	5	1	0	0	1	0	11	0	7	0	0	0	3	12	0	6	46
	Islamabad	1	0	0	0	1	0	2	0	0	0	0	0	1	0	0	0	5
	Punjab	1	0	0	0	0	0	5	0	4	0	0	0	3	6	0	3	22
	Sindh R	0	0	0	0	0	0	4	0	1	0	0	0	0	0	0	1	6
	Sindh U	2	1	0	0	0	0	0	0	1	0	0	0	0	2	0	1	7
	KP	0	0	0	0	0	0	0	0	0	0	0	0	0	1	0	1	2
	Balochistan	1	0	0	0	0	0	0	0	0	0	0	0	0	1	0	0	2
	AJ&K	0	0	0	0	0	0	0	0	1	0	0	0	0	1	0	0	2
	GB	0	0	0	0	0	0	0	0	0	0	0	0	0	0	0	0	0
	FATA	0	0	0	0	0	0	0	0	0	0	0	0	0	0	0	0	0
2 Cabinet Division Main, Islamabad.	G. TOTAL	17	6	0	1	3	0	10	0	18	1	0	1	0	9	0	18	84
	TOTAL	0	1	0	0	0	0	6	0	0	0	0	0	0	7	0	1	15
	Islamabad	0	0	0	0	0	0	0	0	0	0	0	0	1	0	0	0	1
	Punjab	0	1	0	0	0	0	2	0	0	0	0	0	0	6	0	1	10
	Sindh R	0	0	0	0	0	0	0	0	0	0	0	0	0	0	0	0	0
	Sindh U	0	0	0	0	0	0	1	0	0	0	0	0	0	0	0	0	1
	KP	0	0	0	0	0	0	2	0	0	0	0	0	0	0	0	0	2
	Balochistan	0	0	0	0	0	0	0	0	0	0	0	0	0	0	0	0	0
	AJ&K	0	0	0	0	0	0	0	0	0	0	0	0	0	0	0	0	0
	GB	0	0	0	0	0	0	0	0	0	0	0	0	0	0	0	0	0
FATA	0	0	0	0	0	0	1	0	0	0	0	0	0	0	0	0	1	

TABLE-25
DOMICILE WISE ACTUAL STRENGTH OF FEMALE EMPLOYEES BY BASIC SCALE AND DIVISION / ATTACHED
DEPARTMENTS / SUBORDINATE OFFICES

DIVISION/OFFICE	DOMICILE	BASIC SCALE 1 to 16																
		1	2	3	4	5	6	7	8	9	10	11	12	13	14	15	16	TOTAL
Department of	TOTAL	1	0	0	0	0	0	1	0	3	0	0	0	0	2	0	0	7
Communications	Islamabad	0	0	0	0	0	0	0	0	0	0	0	0	0	0	0	0	0
Security, Islamabad.	Punjab	1	0	0	0	0	0	1	0	2	0	0	0	0	2	0	0	6
	Sindh R	0	0	0	0	0	0	0	0	0	0	0	0	0	0	0	0	0
	Sindh U	0	0	0	0	0	0	0	0	0	0	0	0	0	0	0	0	0
	KP	0	0	0	0	0	0	0	0	0	0	0	0	0	0	0	0	0
	Balochistan	0	0	0	0	0	0	0	0	1	0	0	0	0	0	0	0	1
	AJ&K	0	0	0	0	0	0	0	0	0	0	0	0	0	0	0	0	0
	GB	0	0	0	0	0	0	0	0	0	0	0	0	0	0	0	0	0
	FATA	0	0	0	0	0	0	0	0	0	0	0	0	0	0	0	0	0
Department of	TOTAL	1	0	0	0	0	0	2	0	4	0	0	0	0	0	0	0	7
Stationery and Forms,	Islamabad	0	0	0	0	0	0	0	0	0	0	0	0	0	0	0	0	0
Karachi.	Punjab	0	0	0	0	0	0	0	0	0	0	0	0	0	0	0	0	0
	Sindh R	0	0	0	0	0	0	0	0	0	0	0	0	0	0	0	0	0
	Sindh U	1	0	0	0	0	0	2	0	4	0	0	0	0	0	0	0	7
	KP	0	0	0	0	0	0	0	0	0	0	0	0	0	0	0	0	0
	Balochistan	0	0	0	0	0	0	0	0	0	0	0	0	0	0	0	0	0
	AJ&K	0	0	0	0	0	0	0	0	0	0	0	0	0	0	0	0	0
	GB	0	0	0	0	0	0	0	0	0	0	0	0	0	0	0	0	0
	FATA	0	0	0	0	0	0	0	0	0	0	0	0	0	0	0	0	0
National Archives of	TOTAL	0	0	0	0	0	0	1	0	1	1	0	0	0	0	0	1	4
Pakistan, Islamabad.	Islamabad	0	0	0	0	0	0	0	0	0	0	0	0	0	0	0	0	0
	Punjab	0	0	0	0	0	0	1	0	1	1	0	0	0	0	0	1	4
	Sindh R	0	0	0	0	0	0	0	0	0	0	0	0	0	0	0	0	0
	Sindh U	0	0	0	0	0	0	0	0	0	0	0	0	0	0	0	0	0
	KP	0	0	0	0	0	0	0	0	0	0	0	0	0	0	0	0	0
	Balochistan	0	0	0	0	0	0	0	0	0	0	0	0	0	0	0	0	0
	AJ&K	0	0	0	0	0	0	0	0	0	0	0	0	0	0	0	0	0
	GB	0	0	0	0	0	0	0	0	0	0	0	0	0	0	0	0	0
	FATA	0	0	0	0	0	0	0	0	0	0	0	0	0	0	0	0	0
Federal Medical and	TOTAL	0	2	0	0	0	0	0	0	0	0	0	0	0	0	0	0	2
Dental College	Islamabad	0	0	0	0	0	0	0	0	0	0	0	0	0	0	0	0	0
Islamabad.	Punjab	0	1	0	0	0	0	0	0	0	0	0	0	0	0	0	0	1
	Sindh R	0	0	0	0	0	0	0	0	0	0	0	0	0	0	0	0	0
	Sindh U	0	0	0	0	0	0	0	0	0	0	0	0	0	0	0	0	0
	KP	0	0	0	0	0	0	0	0	0	0	0	0	0	0	0	0	0
	Balochistan	0	0	0	0	0	0	0	0	0	0	0	0	0	0	0	0	0
	AJ&K	0	1	0	0	0	0	0	0	0	0	0	0	0	0	0	0	1
	GB	0	0	0	0	0	0	0	0	0	0	0	0	0	0	0	0	0
	FATA	0	0	0	0	0	0	0	0	0	0	0	0	0	0	0	0	0

TABLE-25
DOMICILE WISE ACTUAL STRENGTH OF FEMALE EMPLOYEES BY BASIC SCALE AND DIVISION / ATTACHED
DEPARTMENTS / SUBORDINATE OFFICES

DIVISION/OFFICE	DOMICILE	BASIC SCALE 1 to 16																
		1	2	3	4	5	6	7	8	9	10	11	12	13	14	15	16	TOTAL
Federal Government	TOTAL	0	3	0	1	3	0	0	0	5	0	0	1	0	0	0	1	14
Tuberculosis Centre	Islamabad	0	0	0	0	0	0	0	0	0	0	0	0	0	0	0	0	0
Rawalpindi	Punjab	0	3	0	1	3	0	0	0	2	0	0	0	0	0	0	1	10
	Sindh R	0	0	0	0	0	0	0	0	1	0	0	0	0	0	0	0	1
	Sindh U	0	0	0	0	0	0	0	0	1	0	0	0	0	0	0	0	1
	KP	0	0	0	0	0	0	0	0	0	0	0	0	0	0	0	0	0
	Balochistan	0	0	0	0	0	0	0	0	0	0	0	1	0	0	0	0	1
	AJ&K	0	0	0	0	0	0	0	0	0	0	0	0	0	0	0	0	0
	GB	0	0	0	0	0	0	0	0	0	0	0	0	0	0	0	0	0
	FATA	0	0	0	0	0	0	0	0	1	0	0	0	0	0	0	0	1
	Federal General Hospital	TOTAL	15	0	0	0	0	0	0	0	5	0	0	0	0	0	0	15
Prime Minister National	Islamabad	11	0	0	0	0	0	0	0	0	0	0	0	0	0	0	0	11
Complex, Islamabad.	Punjab	3	0	0	0	0	0	0	0	2	0	0	0	0	0	0	10	15
Islamabad.	Sindh R	0	0	0	0	0	0	0	0	2	0	0	0	0	0	0	1	3
	Sindh U	0	0	0	0	0	0	0	0	0	0	0	0	0	0	0	2	2
	KP	0	0	0	0	0	0	0	0	1	0	0	0	0	0	0	1	2
	Balochistan	0	0	0	0	0	0	0	0	0	0	0	0	0	0	0	0	0
	AJ&K	1	0	0	0	0	0	0	0	0	0	0	0	0	0	0	1	2
	GB	0	0	0	0	0	0	0	0	0	0	0	0	0	0	0	0	0
	FATA	0	0	0	0	0	0	0	0	0	0	0	0	0	0	0	0	0
	3 Capital Administration &	G. TOTAL	902	386	41	17	5	8	234	14	91	2	67	25	0	895	8	3352
Development Division	TOTAL	2	1	2	0	0	0	0	0	1	0	0	0	0	6	1	1	14
Main, Islamabad.	Islamabad	1	1	1	0	0	0	0	0	0	0	0	0	0	2	1	1	7
	Punjab	1	0	0	0	0	0	0	0	1	0	0	0	0	3	0	0	5
	Sindh R	0	0	0	0	0	0	0	0	0	0	0	0	0	0	0	0	0
	Sindh U	0	0	0	0	0	0	0	0	0	0	0	0	0	1	0	0	1
	KP	0	0	1	0	0	0	0	0	0	0	0	0	0	0	0	0	1
	Balochistan	0	0	0	0	0	0	0	0	0	0	0	0	0	0	0	0	0
	AJ&K	0	0	0	0	0	0	0	0	0	0	0	0	0	0	0	0	0
	GB	0	0	0	0	0	0	0	0	0	0	0	0	0	0	0	0	0
	FATA	0	0	0	0	0	0	0	0	0	0	0	0	0	0	0	0	0
Department of	TOTAL	0	2	0	0	2	0	1	0	0	0	0	4	0	0	0	4	13
Libraries Islamabad.	Islamabad	0	1	0	0	0	0	0	0	0	0	0	0	0	0	0	0	1
	Punjab	0	1	0	0	2	0	0	0	0	0	0	4	0	0	0	4	11
	Sindh R	0	0	0	0	0	0	0	0	0	0	0	0	0	0	0	0	0
	Sindh U	0	0	0	0	0	0	0	0	0	0	0	0	0	0	0	0	0
	KP	0	0	0	0	0	0	0	0	0	0	0	0	0	0	0	0	0
	Balochistan	0	0	0	0	0	0	1	0	0	0	0	0	0	0	0	0	1
	AJ&K	0	0	0	0	0	0	0	0	0	0	0	0	0	0	0	0	0
	GB	0	0	0	0	0	0	0	0	0	0	0	0	0	0	0	0	0
	FATA	0	0	0	0	0	0	0	0	0	0	0	0	0	0	0	0	0

TABLE-25
DOMICILE WISE ACTUAL STRENGTH OF FEMALE EMPLOYEES BY BASIC SCALE AND DIVISION / ATTACHED
DEPARTMENTS / SUBORDINATE OFFICES

DIVISION/OFFICE	DOMICILE	BASIC SCALE 1 to 16																
		1	2	3	4	5	6	7	8	9	10	11	12	13	14	15	16	TOTAL
Department of Tourist	TOTAL	0	0	0	0	0	0	0	0	0	0	0	0	0	2	0	0	2
Services Islamabad.	Islamabad	0	0	0	0	0	0	0	0	0	0	0	0	0	2	0	0	2
	Punjab	0	0	0	0	0	0	0	0	0	0	0	0	0	0	0	0	0
	Sindh R	0	0	0	0	0	0	0	0	0	0	0	0	0	0	0	0	0
	Sindh U	0	0	0	0	0	0	0	0	0	0	0	0	0	0	0	0	0
	KP	0	0	0	0	0	0	0	0	0	0	0	0	0	0	0	0	0
	Balochistan	0	0	0	0	0	0	0	0	0	0	0	0	0	0	0	0	0
	AJ&K	0	0	0	0	0	0	0	0	0	0	0	0	0	0	0	0	0
	GB	0	0	0	0	0	0	0	0	0	0	0	0	0	0	0	0	0
	FATA	0	0	0	0	0	0	0	0	0	0	0	0	0	0	0	0	0
	Directorate of	TOTAL	0	0	0	0	0	0	0	0	0	0	0	0	0	1	0	2
Workers Education Islamabad.	Islamabad	0	0	0	0	0	0	0	0	0	0	0	0	0	0	0	0	0
	Punjab	0	0	0	0	0	0	0	0	0	0	0	0	0	1	0	1	2
	Sindh R	0	0	0	0	0	0	0	0	0	0	0	0	0	0	0	0	0
	Sindh U	0	0	0	0	0	0	0	0	0	0	0	0	0	0	0	0	0
	KP	0	0	0	0	0	0	0	0	0	0	0	0	0	0	0	1	1
	Balochistan	0	0	0	0	0	0	0	0	0	0	0	0	0	0	0	0	0
	AJ&K	0	0	0	0	0	0	0	0	0	0	0	0	0	0	0	0	0
	GB	0	0	0	0	0	0	0	0	0	0	0	0	0	0	0	0	0
	FATA	0	0	0	0	0	0	0	0	0	0	0	0	0	0	0	0	0
	Directorate General of	TOTAL	7	19	0	0	0	0	0	0	3	0	33	0	0	18	2	6
Special Education Islamabad.	Islamabad	2	2	0	0	0	0	0	0	1	0	6	0	0	3	0	1	15
	Punjab	4	14	0	0	0	0	0	0	0	0	20	0	0	11	2	3	54
	Sindh R	0	0	0	0	0	0	0	0	0	0	2	0	0	1	0	0	3
	Sindh U	0	0	0	0	0	0	0	0	0	0	2	0	0	1	0	1	4
	KP	1	2	0	0	0	0	0	0	2	0	2	0	0	1	0	1	9
	Balochistan	0	0	0	0	0	0	0	0	0	0	1	0	0	1	0	0	2
	AJ&K	0	0	0	0	0	0	0	0	0	0	0	0	0	0	0	0	0
	GB	0	1	0	0	0	0	0	0	0	0	0	0	0	0	0	0	1
	FATA	0	0	0	0	0	0	0	0	0	0	0	0	0	0	0	0	0
	Directorate General of	TOTAL	4	25	2	0	1	0	25	2	16	0	17	0	0	0	0	1
District Family Health Office, Islamabad.	Islamabad	1	5	1	0	0	0	2	0	1	0	5	0	0	0	0	0	15
	Punjab	3	14	0	0	0	0	15	2	13	0	9	0	0	0	0	0	56
	Sindh R	0	2	0	0	0	0	3	0	0	0	0	0	0	0	0	0	5
	Sindh U	0	0	0	0	0	0	0	0	0	0	0	0	0	0	0	0	0
	KP	0	3	1	0	1	0	4	0	1	0	2	0	0	0	0	1	13
	Balochistan	0	0	0	0	0	0	1	0	0	0	0	0	0	0	0	0	1
	AJ&K	0	1	0	0	0	0	0	0	1	0	1	0	0	0	0	0	3
	GB	0	0	0	0	0	0	0	0	0	0	0	0	0	0	0	0	0
	FATA	0	0	0	0	0	0	0	0	0	0	0	0	0	0	0	0	0

TABLE-25
DOMICILE WISE ACTUAL STRENGTH OF FEMALE EMPLOYEES BY BASIC SCALE AND DIVISION / ATTACHED
DEPARTMENTS / SUBORDINATE OFFICES

DIVISION/OFFICE	DOMICILE	BASIC SCALE 1 to 16																
		1	2	3	4	5	6	7	8	9	10	11	12	13	14	15	16	TOTAL
Federal College of Education Islamabad.	TOTAL	5	0	0	0	0	0	0	0	0	0	0	0	0	0	0	0	5
	Islamabad	3	0	0	0	0	0	0	0	0	0	0	0	0	0	0	0	3
	Punjab	2	0	0	0	0	0	0	0	0	0	0	0	0	0	0	0	2
	Sindh R	0	0	0	0	0	0	0	0	0	0	0	0	0	0	0	0	0
	Sindh U	0	0	0	0	0	0	0	0	0	0	0	0	0	0	0	0	0
	KP	0	0	0	0	0	0	0	0	0	0	0	0	0	0	0	0	0
	Balochistan	0	0	0	0	0	0	0	0	0	0	0	0	0	0	0	0	0
	AJ&K	0	0	0	0	0	0	0	0	0	0	0	0	0	0	0	0	0
	GB	0	0	0	0	0	0	0	0	0	0	0	0	0	0	0	0	0
	FATA	0	0	0	0	0	0	0	0	0	0	0	0	0	0	0	0	0
Federal Directorate of Education Islamabad.	TOTAL	787	121	34	6	1	5	191	0	22	0	0	9	0	848	0	2235	4259
	Islamabad	777	42	5	0	1	1	37	0	8	0	0	5	0	3	0	150	1029
	Punjab	7	59	18	6	0	2	97	0	8	0	0	4	0	505	0	1727	2433
	Sindh R	0	4	5	0	0	2	19	0	2	0	0	0	0	92	0	75	199
	Sindh U	3	6	5	0	0	0	15	0	1	0	0	0	0	84	0	90	204
	KP	0	3	0	0	0	0	13	0	3	0	0	0	0	119	0	133	271
	Balochistan	0	0	0	0	0	0	2	0	0	0	0	0	0	18	0	20	40
	AJ&K	0	7	1	0	0	0	7	0	0	0	0	0	0	20	0	16	51
	GB	0	0	0	0	0	0	0	0	0	0	0	0	0	2	0	11	13
	FATA	0	0	0	0	0	0	1	0	0	0	0	0	0	5	0	13	19
Federal Government Polyclinic, (Postgraduate Medical Institution), Islamabad.	TOTAL	53	84	0	11	0	1	1	0	20	1	0	11	0	6	0	434	622
	Islamabad	53	84	0	0	0	0	0	0	0	0	0	0	0	0	0	3	140
	Punjab	0	0	0	11	0	0	1	0	14	1	0	5	0	6	0	312	350
	Sindh R	0	0	0	0	0	0	0	0	1	0	0	0	0	0	0	7	8
	Sindh U	0	0	0	0	0	0	0	0	2	0	0	1	0	0	0	19	22
	KP	0	0	0	0	0	0	0	0	2	0	0	2	0	0	0	78	82
	Balochistan	0	0	0	0	0	0	0	0	0	0	0	1	0	0	0	1	2
	AJ&K	0	0	0	0	0	1	0	0	1	0	0	1	0	0	0	13	16
	GB	0	0	0	0	0	0	0	0	0	0	0	0	0	0	0	0	0
	FATA	0	0	0	0	0	0	0	0	0	0	0	1	0	0	0	1	2
Government Polytechnic Institute for women Islamabad.	TOTAL	0	3	1	0	0	2	1	0	0	0	2	0	0	6	1	1	17
	Islamabad	0	0	0	0	0	0	0	0	0	0	0	0	0	2	0	0	2
	Punjab	0	2	0	0	0	2	1	0	0	0	2	0	0	2	1	1	11
	Sindh R	0	0	0	0	0	0	0	0	0	0	0	0	0	1	0	0	1
	Sindh U	0	0	0	0	0	0	0	0	0	0	0	0	0	0	0	0	0
	KP	0	0	0	0	0	0	0	0	0	0	0	0	0	1	0	0	1
	Balochistan	0	0	0	0	0	0	0	0	0	0	0	0	0	0	0	0	0
	AJ&K	0	1	1	0	0	0	0	0	0	0	0	0	0	0	0	0	2
	GB	0	0	0	0	0	0	0	0	0	0	0	0	0	0	0	0	0
	FATA	0	0	0	0	0	0	0	0	0	0	0	0	0	0	0	0	0

TABLE-25
DOMICILE WISE ACTUAL STRENGTH OF FEMALE EMPLOYEES BY BASIC SCALE AND DIVISION / ATTACHED DEPARTMENTS / SUBORDINATE OFFICES

DIVISION/OFFICE	DOMICILE	BASIC SCALE 1 to 16																TOTAL
		1	2	3	4	5	6	7	8	9	10	11	12	13	14	15	16	
Natioanal Trust for the Disabled Islamabad.	TOTAL	0	0	0	0	0	0	0	0	1	0	0	0	0	0	0	0	1
	Punjab	0	0	0	0	0	0	0	0	1	0	0	0	0	0	0	0	1
	Sindh R	0	0	0	0	0	0	0	0	0	0	0	0	0	0	0	0	0
	Sindh U	0	0	0	0	0	0	0	0	0	0	0	0	0	0	0	0	0
	KP	0	0	0	0	0	0	0	0	0	0	0	0	0	0	0	0	0
	Balochistan	0	0	0	0	0	0	0	0	0	0	0	0	0	0	0	0	0
	AJ&K	0	0	0	0	0	0	0	0	0	0	0	0	0	0	0	0	0
	GB	0	0	0	0	0	0	0	0	0	0	0	0	0	0	0	0	0
	FATA	0	0	0	0	0	0	0	0	0	0	0	0	0	0	0	0	0
	National Council for the Rehabilitation of Disabled Persons, Islamabad.	TOTAL	0	0	0	0	0	0	0	0	0	0	0	0	0	0	0	0
Punjab		0	0	0	0	0	0	0	0	0	0	0	0	0	0	0	0	0
Sindh R		0	0	0	0	0	0	0	0	0	0	0	0	0	0	0	0	0
Sindh U		0	0	0	0	0	0	0	0	0	0	0	0	0	0	0	0	0
KP		0	0	0	0	0	0	0	0	0	0	0	0	0	0	0	0	0
Balochistan		0	0	0	0	0	0	0	0	0	0	0	0	0	0	0	0	0
AJ&K		0	0	0	0	0	0	0	0	0	0	0	0	0	0	0	0	0
GB		0	0	0	0	0	0	0	0	0	0	0	0	0	0	0	0	0
FATA		0	0	0	0	0	0	0	0	0	0	0	0	0	0	0	0	0
National Council of Social Welfare Islamabad.		TOTAL	0	0	0	0	0	0	0	0	0	1	0	0	2	0	1	1
	Punjab	0	0	0	0	0	0	0	0	0	1	0	0	1	0	1	1	3
	Sindh R	0	0	0	0	0	0	0	0	0	0	0	0	0	0	0	0	0
	Sindh U	0	0	0	0	0	0	0	0	0	0	0	0	1	0	0	0	1
	KP	0	0	0	0	0	0	0	0	0	0	0	0	0	0	0	0	0
	Balochistan	0	0	0	0	0	0	0	0	0	0	0	0	0	0	0	0	0
	AJ&K	0	0	0	0	0	0	0	0	0	0	0	0	0	0	0	0	0
	GB	0	0	0	0	0	0	0	0	0	0	0	0	0	0	0	0	0
	FATA	0	0	0	0	0	0	0	0	0	0	0	0	0	0	0	0	0
	National Institute of Rehabilitation Medicine Islamabad.	TOTAL	2	4	0	0	0	0	1	0	0	0	1	0	1	0	38	47
Punjab		1	3	0	0	0	0	1	0	0	0	1	0	0	0	25	31	
Sindh R		0	0	0	0	0	0	0	0	0	0	0	0	1	0	1	2	
Sindh U		0	0	0	0	0	0	0	0	0	0	0	0	0	0	4	4	
KP		0	0	0	0	0	0	0	0	0	0	0	0	0	0	7	7	
Balochistan		0	0	0	0	0	0	0	0	0	0	0	0	0	0	0	0	0
AJ&K		0	1	0	0	0	0	0	0	0	0	0	0	0	0	1	2	2
GB		0	0	0	0	0	0	0	0	0	0	0	0	0	0	0	0	0
FATA		0	0	0	0	0	0	0	0	0	0	0	0	0	0	0	0	0

TABLE-25
DOMICILE WISE ACTUAL STRENGTH OF FEMALE EMPLOYEES BY BASIC SCALE AND DIVISION / ATTACHED
DEPARTMENTS / SUBORDINATE OFFICES

DIVISION/OFFICE	DOMICILE	BASIC SCALE 1 to 16																
		1	2	3	4	5	6	7	8	9	10	11	12	13	14	15	16	TOTAL
National Institute of	TOTAL	1	0	0	0	0	0	1	0	0	0	0	0	0	0	0	0	2
Science & Technical	Islamabad	0	0	0	0	0	0	0	0	0	0	0	0	0	0	0	0	0
Education Islamabad.	Punjab	1	0	0	0	0	0	1	0	0	0	0	0	0	0	0	0	2
	Sindh R	0	0	0	0	0	0	0	0	0	0	0	0	0	0	0	0	0
	Sindh U	0	0	0	0	0	0	0	0	0	0	0	0	0	0	0	0	0
	KP	0	0	0	0	0	0	0	0	0	0	0	0	0	0	0	0	0
	Balochistan	0	0	0	0	0	0	0	0	0	0	0	0	0	0	0	0	0
	AJ&K	0	0	0	0	0	0	0	0	0	0	0	0	0	0	0	0	0
	GB	0	0	0	0	0	0	0	0	0	0	0	0	0	0	0	0	0
	FATA	0	0	0	0	0	0	0	0	0	0	0	0	0	0	0	0	0
Shaheed Zulfiqar Ali	TOTAL	38	119	2	0	0	0	8	0	22	1	3	0	0	3	0	627	823
Bhutto Medical	Islamabad	24	39	1	0	0	0	0	0	1	0	0	0	1	0	0	0	66
University (PIMS),	Punjab	14	70	0	0	0	0	8	0	15	0	3	0	0	0	0	520	630
Islamabad.	Sindh R	0	0	0	0	0	0	0	0	3	0	0	0	1	0	39	43	
	Sindh U	0	0	0	0	0	0	0	0	2	0	0	0	1	0	25	28	
	KP	0	8	0	0	0	0	0	0	0	0	0	0	0	0	27	35	
	Balochistan	0	0	0	0	0	0	0	0	0	0	0	0	0	0	0	0	0
	AJ&K	0	2	0	0	0	0	0	0	1	0	0	0	0	0	7	10	
	GB	0	0	1	0	0	0	0	0	0	0	0	0	0	0	0	0	1
	FATA	0	0	0	0	0	0	0	0	1	0	0	0	0	0	9	10	
Regional Training	TOTAL	0	2	0	0	1	0	0	0	0	2	0	0	2	0	0	7	7
Institute, Islamabad.	Islamabad	0	0	0	0	1	0	0	0	0	0	0	0	0	0	0	0	1
	Punjab	0	1	0	0	0	0	0	0	0	2	0	0	1	0	0	4	
	Sindh R	0	0	0	0	0	0	0	0	0	0	0	0	0	0	0	0	
	Sindh U	0	0	0	0	0	0	0	0	0	0	0	0	0	0	0	0	
	KP	0	1	0	0	0	0	0	0	0	0	0	0	1	0	0	2	
	Balochistan	0	0	0	0	0	0	0	0	0	0	0	0	0	0	0	0	
	AJ&K	0	0	0	0	0	0	0	0	0	0	0	0	0	0	0	0	
	GB	0	0	0	0	0	0	0	0	0	0	0	0	0	0	0	0	
	FATA	0	0	0	0	0	0	0	0	0	0	0	0	0	0	0	0	
Social Welfare Centre	TOTAL	3	5	0	0	0	0	5	12	6	0	9	0	0	0	4	2	46
Islamabad.	Islamabad	2	2	0	0	0	0	3	4	0	0	4	0	0	1	0	16	
	Punjab	1	2	0	0	0	0	2	8	6	0	2	0	0	3	2	26	
	Sindh R	0	0	0	0	0	0	0	0	0	0	0	0	0	0	0	0	
	Sindh U	0	0	0	0	0	0	0	0	0	0	0	0	0	0	0	0	
	KP	0	0	0	0	0	0	0	0	0	1	0	0	0	0	0	1	
	Balochistan	0	0	0	0	0	0	0	0	0	0	0	0	0	0	0	0	
	AJ&K	0	1	0	0	0	0	0	0	0	1	0	0	0	0	0	2	
	GB	0	0	0	0	0	0	0	0	0	1	0	0	0	0	0	1	
	FATA	0	0	0	0	0	0	0	0	0	0	0	0	0	0	0	0	

TABLE-25
DOMICILE WISE ACTUAL STRENGTH OF FEMALE EMPLOYEES BY BASIC SCALE AND DIVISION / ATTACHED
DEPARTMENTS / SUBORDINATE OFFICES

DIVISION/OFFICE	DOMICILE	BASIC SCALE 1 to 16																
		1	2	3	4	5	6	7	8	9	10	11	12	13	14	15	16	TOTAL
Technical Panel on	TOTAL	0	1	0	0	0	0	0	0	0	0	0	0	0	0	0	0	1
Teachers Education	Islamabad	0	1	0	0	0	0	0	0	0	0	0	0	0	0	0	0	1
Islamabad.	Punjab	0	0	0	0	0	0	0	0	0	0	0	0	0	0	0	0	0
	Sindh R	0	0	0	0	0	0	0	0	0	0	0	0	0	0	0	0	0
	Sindh U	0	0	0	0	0	0	0	0	0	0	0	0	0	0	0	0	0
	KP	0	0	0	0	0	0	0	0	0	0	0	0	0	0	0	0	0
	Balochistan	0	0	0	0	0	0	0	0	0	0	0	0	0	0	0	0	0
	AJ&K	0	0	0	0	0	0	0	0	0	0	0	0	0	0	0	0	0
	GB	0	0	0	0	0	0	0	0	0	0	0	0	0	0	0	0	0
	FATA	0	0	0	0	0	0	0	0	0	0	0	0	0	0	0	0	0
4 Commerce Division	G. TOTAL	2	1	1	3	0	0	4	0	3	1	0	0	0	11	0	7	33
Main, Islamabad.	TOTAL	2	1	0	2	0	0	4	0	1	0	0	0	0	9	0	2	21
	Islamabad	0	0	0	0	0	0	0	0	1	0	0	0	0	1	0	0	2
	Punjab	1	1	0	1	0	0	2	0	0	0	0	0	0	3	0	2	10
	Sindh R	0	0	0	1	0	0	2	0	0	0	0	0	0	1	0	0	4
	Sindh U	0	0	0	0	0	0	0	0	0	0	0	0	0	2	0	0	2
	KP	0	0	0	0	0	0	0	0	0	0	0	0	0	2	0	0	2
	Balochistan	0	0	0	0	0	0	0	0	0	0	0	0	0	0	0	0	0
	AJ&K	1	0	0	0	0	0	0	0	0	0	0	0	0	0	0	0	1
	GB	0	0	0	0	0	0	0	0	0	0	0	0	0	0	0	0	0
	FATA	0	0	0	0	0	0	0	0	0	0	0	0	0	0	0	0	0
Directorate General of	TOTAL	0	0	0	1	0	0	0	0	0	0	0	0	0	0	0	0	1
Trade Organizations,	Islamabad	0	0	0	0	0	0	0	0	0	0	0	0	0	0	0	0	0
Islamabad.	Punjab	0	0	0	1	0	0	0	0	0	0	0	0	0	0	0	0	1
	Sindh R	0	0	0	0	0	0	0	0	0	0	0	0	0	0	0	0	0
	Sindh U	0	0	0	0	0	0	0	0	0	0	0	0	0	0	0	0	0
	KP	0	0	0	0	0	0	0	0	0	0	0	0	0	0	0	0	0
	Balochistan	0	0	0	0	0	0	0	0	0	0	0	0	0	0	0	0	0
	AJ&K	0	0	0	0	0	0	0	0	0	0	0	0	0	0	0	0	0
	GB	0	0	0	0	0	0	0	0	0	0	0	0	0	0	0	0	0
	FATA	0	0	0	0	0	0	0	0	0	0	0	0	0	0	0	0	0
Pakistan Institute of	TOTAL	0	0	0	0	0	0	0	0	0	0	0	0	0	0	0	0	0
Trade and Development,	Islamabad	0	0	0	0	0	0	0	0	0	0	0	0	0	0	0	0	0
Islamabad.	Punjab	0	0	0	0	0	0	0	0	0	0	0	0	0	0	0	0	0
	Sindh R	0	0	0	0	0	0	0	0	0	0	0	0	0	0	0	0	0
	Sindh U	0	0	0	0	0	0	0	0	0	0	0	0	0	0	0	0	0
	KP	0	0	0	0	0	0	0	0	0	0	0	0	0	0	0	0	0
	Balochistan	0	0	0	0	0	0	0	0	0	0	0	0	0	0	0	0	0
	AJ&K	0	0	0	0	0	0	0	0	0	0	0	0	0	0	0	0	0
	GB	0	0	0	0	0	0	0	0	0	0	0	0	0	0	0	0	0
	FATA	0	0	0	0	0	0	0	0	0	0	0	0	0	0	0	0	0

TABLE-25
DOMICILE WISE ACTUAL STRENGTH OF FEMALE EMPLOYEES BY BASIC SCALE AND DIVISION / ATTACHED
DEPARTMENTS / SUBORDINATE OFFICES

DIVISION/OFFICE	DOMICILE	BASIC SCALE 1 to 16																
		1	2	3	4	5	6	7	8	9	10	11	12	13	14	15	16	TOTAL
Trade Development	TOTAL	0	0	1	0	0	0	0	0	2	1	0	0	0	2	0	5	11
Authority of Pakistan, Karachi.	Islamabad	0	0	0	0	0	0	0	0	0	0	0	0	0	0	0	0	0
	Punjab	0	0	1	0	0	0	0	0	0	0	0	0	0	1	0	0	2
	Sindh R	0	0	0	0	0	0	0	0	0	0	0	0	0	0	0	0	0
	Sindh U	0	0	0	0	0	0	0	0	2	0	0	0	0	1	0	5	8
	KP	0	0	0	0	0	0	0	0	0	1	0	0	0	0	0	0	1
	Balochistan	0	0	0	0	0	0	0	0	0	0	0	0	0	0	0	0	0
	AJ&K	0	0	0	0	0	0	0	0	0	0	0	0	0	0	0	0	0
	GB	0	0	0	0	0	0	0	0	0	0	0	0	0	0	0	0	0
	FATA	0	0	0	0	0	0	0	0	0	0	0	0	0	0	0	0	0
5 Communications &	G. TOTAL	23	5	21	2	126	3	68	1	538	3	26	23	0	69	0	63	971
Postal Services Division	TOTAL	0	1	0	0	0	0	1	0	2	0	0	0	0	1	0	2	7
Main, Islamabad.	Islamabad	0	0	0	0	0	0	0	0	0	0	0	0	0	0	0	0	0
	Punjab	0	0	0	0	0	0	1	0	2	0	0	0	0	1	0	2	6
	Sindh R	0	0	0	0	0	0	0	0	0	0	0	0	0	0	0	0	0
	Sindh U	0	0	0	0	0	0	0	0	0	0	0	0	0	0	0	0	0
	KP	0	0	0	0	0	0	0	0	0	0	0	0	0	0	0	0	0
	Balochistan	0	0	0	0	0	0	0	0	0	0	0	0	0	0	0	0	0
	AJ&K	0	1	0	0	0	0	0	0	0	0	0	0	0	0	0	0	1
	GB	0	0	0	0	0	0	0	0	0	0	0	0	0	0	0	0	0
	FATA	0	0	0	0	0	0	0	0	0	0	0	0	0	0	0	0	0
Construction Technology	TOTAL	0	0	0	0	0	0	0	0	0	0	0	0	0	0	0	0	0
Training Institute, Islamabad.	Islamabad	0	0	0	0	0	0	0	0	0	0	0	0	0	0	0	0	0
	Punjab	0	0	0	0	0	0	0	0	0	0	0	0	0	0	0	0	0
	Sindh R	0	0	0	0	0	0	0	0	0	0	0	0	0	0	0	0	0
	Sindh U	0	0	0	0	0	0	0	0	0	0	0	0	0	0	0	0	0
	KP	0	0	0	0	0	0	0	0	0	0	0	0	0	0	0	0	0
	Balochistan	0	0	0	0	0	0	0	0	0	0	0	0	0	0	0	0	0
	AJ&K	0	0	0	0	0	0	0	0	0	0	0	0	0	0	0	0	0
	GB	0	0	0	0	0	0	0	0	0	0	0	0	0	0	0	0	0
	FATA	0	0	0	0	0	0	0	0	0	0	0	0	0	0	0	0	0
National Highways & Motorways Police, Islamabad.	TOTAL	4	0	0	0	124	0	36	0	2	0	0	0	0	20	0	43	229
	Islamabad	0	0	0	0	0	0	2	0	0	0	0	0	0	0	0	0	2
	Punjab	4	0	0	0	83	0	24	0	2	0	0	0	16	0	37	166	
	Sindh R	0	0	0	0	10	0	4	0	0	0	0	0	3	0	2	19	
	Sindh U	0	0	0	0	4	0	0	0	0	0	0	0	0	0	0	4	
	KP	0	0	0	0	19	0	4	0	0	0	0	0	1	0	4	28	
	Balochistan	0	0	0	0	5	0	2	0	0	0	0	0	0	0	0	7	
	AJ&K	0	0	0	0	2	0	0	0	0	0	0	0	0	0	0	2	
	GB	0	0	0	0	0	0	0	0	0	0	0	0	0	0	0	0	
	FATA	0	0	0	0	1	0	0	0	0	0	0	0	0	0	0	1	

TABLE-25

DOMICILE WISE ACTUAL STRENGTH OF FEMALE EMPLOYEES BY BASIC SCALE AND DIVISION / ATTACHED DEPARTMENTS / SUBORDINATE OFFICES

DIVISION/OFFICE	DOMICILE	BASIC SCALE 1 to 16																TOTAL
		1	2	3	4	5	6	7	8	9	10	11	12	13	14	15	16	
National Transport	TOTAL	0	0	0	0	0	0	0	0	0	0	0	0	0	1	0	1	2
Research Centre, Islamabad.	Islamabad	0	0	0	0	0	0	0	0	0	0	0	0	0	0	0	0	0
	Punjab	0	0	0	0	0	0	0	0	0	0	0	0	0	1	0	1	2
	Sindh R	0	0	0	0	0	0	0	0	0	0	0	0	0	0	0	0	0
	Sindh U	0	0	0	0	0	0	0	0	0	0	0	0	0	0	0	0	0
	KP	0	0	0	0	0	0	0	0	0	0	0	0	0	0	0	0	0
	Balochistan	0	0	0	0	0	0	0	0	0	0	0	0	0	0	0	0	0
	AJ&K	0	0	0	0	0	0	0	0	0	0	0	0	0	0	0	0	0
	GB	0	0	0	0	0	0	0	0	0	0	0	0	0	0	0	0	0
	FATA	0	0	0	0	0	0	0	0	0	0	0	0	0	0	0	0	0
Pakistan Post Office	TOTAL	19	4	21	2	2	3	31	1	534	3	26	23	0	47	0	17	733
Department, (Over all Pakistan).	Islamabad	2	0	1	1	0	0	5	0	12	2	0	4	0	0	0	0	27
	Punjab	12	3	16	0	2	2	20	0	315	1	7	13	0	42	0	16	449
	Sindh R	1	1	3	1	0	0	6	0	128	0	19	4	0	5	0	1	169
	Sindh U	1	0	0	0	0	0	0	0	14	0	0	1	0	0	0	0	16
	KP	1	0	1	0	0	1	0	0	48	0	0	1	0	0	0	0	52
	Balochistan	2	0	0	0	0	0	0	1	11	0	0	0	0	0	0	0	14
	AJ&K	0	0	0	0	0	0	0	0	3	0	0	0	0	0	0	0	3
	GB	0	0	0	0	0	0	0	0	3	0	0	0	0	0	0	0	3
	FATA	0	0	0	0	0	0	0	0	0	0	0	0	0	0	0	0	0
6 Climate Change	G. TOTAL	0	0	1	0	0	0	2	0	0	2	0	0	0	2	0	1	8
Division	TOTAL	0	0	0	0	0	0	1	0	0	0	0	0	0	2	0	0	3
Main, Islamabad.	Islamabad	0	0	0	0	0	0	0	0	0	0	0	0	0	0	0	0	0
	Punjab	0	0	0	0	0	0	1	0	0	0	0	0	0	0	0	0	1
	Sindh R	0	0	0	0	0	0	0	0	0	0	0	0	0	0	0	0	0
	Sindh U	0	0	0	0	0	0	0	0	0	0	0	0	0	0	0	0	0
	KP	0	0	0	0	0	0	0	0	0	0	0	0	0	2	0	0	2
	Balochistan	0	0	0	0	0	0	0	0	0	0	0	0	0	0	0	0	0
	AJ&K	0	0	0	0	0	0	0	0	0	0	0	0	0	0	0	0	0
	GB	0	0	0	0	0	0	0	0	0	0	0	0	0	0	0	0	0
	FATA	0	0	0	0	0	0	0	0	0	0	0	0	0	0	0	0	0
Pakistan Environmental Protection Agency	TOTAL	0	0	0	0	0	0	0	0	0	0	0	0	0	0	0	0	0
Islamabad.	Islamabad	0	0	0	0	0	0	0	0	0	0	0	0	0	0	0	0	0
	Punjab	0	0	0	0	0	0	0	0	0	0	0	0	0	0	0	0	0
	Sindh R	0	0	0	0	0	0	0	0	0	0	0	0	0	0	0	0	0
	Sindh U	0	0	0	0	0	0	0	0	0	0	0	0	0	0	0	0	0
	KP	0	0	0	0	0	0	0	0	0	0	0	0	0	0	0	0	0
	Balochistan	0	0	0	0	0	0	0	0	0	0	0	0	0	0	0	0	0
	AJ&K	0	0	0	0	0	0	0	0	0	0	0	0	0	0	0	0	0
	GB	0	0	0	0	0	0	0	0	0	0	0	0	0	0	0	0	0
	FATA	0	0	0	0	0	0	0	0	0	0	0	0	0	0	0	0	0

TABLE-25
DOMICILE WISE ACTUAL STRENGTH OF FEMALE EMPLOYEES BY BASIC SCALE AND DIVISION / ATTACHED
DEPARTMENTS / SUBORDINATE OFFICES

DIVISION/OFFICE	DOMICILE	BASIC SCALE 1 to 16																TOTAL
		1	2	3	4	5	6	7	8	9	10	11	12	13	14	15	16	
Zoological Survey of	TOTAL	0	0	1	0	0	0	1	0	0	2	0	0	0	0	0	1	5
Pakistan Islamabad.	Islamabad	0	0	0	0	0	0	0	0	0	0	0	0	0	0	0	0	0
	Punjab	0	0	0	0	0	0	1	0	0	1	0	0	0	0	0	1	3
	Sindh R	0	0	0	0	0	0	0	0	0	0	0	0	0	0	0	0	0
	Sindh U	0	0	1	0	0	0	0	0	0	1	0	0	0	0	0	0	2
	KP	0	0	0	0	0	0	0	0	0	0	0	0	0	0	0	0	0
	Balochistan	0	0	0	0	0	0	0	0	0	0	0	0	0	0	0	0	0
	AJ&K	0	0	0	0	0	0	0	0	0	0	0	0	0	0	0	0	0
	GB	0	0	0	0	0	0	0	0	0	0	0	0	0	0	0	0	0
	FATA	0	0	0	0	0	0	0	0	0	0	0	0	0	0	0	0	0
7 Defence Division	G. TOTAL	2	0	486	0	0	19	181	0	92	0	5	3	0	1126	23	962	2899
Main, Rawalpindi.	TOTAL	0	0	0	0	0	0	6	0	3	0	0	0	0	5	1	2	17
	Islamabad	0	0	0	0	0	0	0	0	0	0	0	0	0	0	0	0	0
	Punjab	0	0	0	0	0	0	3	0	2	0	0	0	0	5	1	2	13
	Sindh R	0	0	0	0	0	0	1	0	0	0	0	0	0	0	0	0	1
	Sindh U	0	0	0	0	0	0	1	0	0	0	0	0	0	0	0	0	1
	KP	0	0	0	0	0	0	0	0	1	0	0	0	0	0	0	0	1
	Balochistan	0	0	0	0	0	0	0	0	0	0	0	0	0	0	0	0	0
	AJ&K	0	0	0	0	0	0	0	0	0	0	0	0	0	0	0	0	0
	GB	0	0	0	0	0	0	1	0	0	0	0	0	0	0	0	0	1
	FATA	0	0	0	0	0	0	0	0	0	0	0	0	0	0	0	0	0
Federal Government	TOTAL	0	0	483	0	0	19	121	0	79	0	3	2	0	1102	22	955	2786
Educational Institutions	Islamabad	0	0	0	0	0	0	0	0	0	0	0	0	0	0	0	0	0
(Cantt./Garrison)	Punjab	0	0	148	0	0	14	71	0	45	0	2	2	0	811	16	764	1873
Directorate, Rawalpindi.	Sindh R	0	0	54	0	0	1	8	0	7	0	0	0	0	89	1	30	190
	Sindh U	0	0	65	0	0	1	11	0	6	0	0	0	0	49	2	32	166
	KP	0	0	75	0	0	2	19	0	10	0	1	0	0	78	3	70	258
	Balochistan	0	0	45	0	0	1	10	0	5	0	0	0	0	43	0	33	137
	AJ&K	0	0	37	0	0	0	2	0	0	0	0	0	0	11	0	12	62
	GB	0	0	30	0	0	0	0	0	1	0	0	0	0	11	0	10	52
	FATA	0	0	29	0	0	0	0	0	5	0	0	0	0	10	0	4	48
Military Lands &	TOTAL	2	0	1	0	0	0	0	0	1	0	0	0	0	0	0	0	4
Cantonments	Islamabad	0	0	0	0	0	0	0	0	0	0	0	0	0	0	0	0	0
Department, Rawalpindi.	Punjab	2	0	1	0	0	0	0	0	1	0	0	0	0	0	0	0	4
	Sindh R	0	0	0	0	0	0	0	0	0	0	0	0	0	0	0	0	0
	Sindh U	0	0	0	0	0	0	0	0	0	0	0	0	0	0	0	0	0
	KP	0	0	0	0	0	0	0	0	0	0	0	0	0	0	0	0	0
	Balochistan	0	0	0	0	0	0	0	0	0	0	0	0	0	0	0	0	0
	AJ&K	0	0	0	0	0	0	0	0	0	0	0	0	0	0	0	0	0
	GB	0	0	0	0	0	0	0	0	0	0	0	0	0	0	0	0	0
	FATA	0	0	0	0	0	0	0	0	0	0	0	0	0	0	0	0	0

TABLE-25
DOMICILE WISE ACTUAL STRENGTH OF FEMALE EMPLOYEES BY BASIC SCALE AND DIVISION / ATTACHED
DEPARTMENTS / SUBORDINATE OFFICES

DIVISION/OFFICE	DOMICILE	BASIC SCALE 1 to 16																TOTAL
		1	2	3	4	5	6	7	8	9	10	11	12	13	14	15	16	
Survey of Pakistan,	TOTAL	0	0	2	0	0	0	54	0	9	0	2	1	0	19	0	5	92
Rawalpindi.	Islamabad	0	0	0	0	0	0	0	0	0	0	0	0	0	0	0	0	0
	Punjab	0	0	2	0	0	0	41	0	7	0	1	0	0	13	0	3	67
	Sindh R	0	0	0	0	0	0	1	0	0	0	0	0	1	0	0	2	4
	Sindh U	0	0	0	0	0	0	7	0	2	0	0	1	0	4	0	0	14
	KP	0	0	0	0	0	0	2	0	0	0	1	0	0	1	0	0	4
	Balochistan	0	0	0	0	0	0	2	0	0	0	0	0	0	0	0	0	2
	AJ&K	0	0	0	0	0	0	1	0	0	0	0	0	0	0	0	0	1
	GB	0	0	0	0	0	0	0	0	0	0	0	0	0	0	0	0	0
	FATA	0	0	0	0	0	0	0	0	0	0	0	0	0	0	0	0	0
8 Defence Production	G. TOTAL	2	0	0	0	0	0	0	0	0	0	0	2	0	3	0	0	7
Division, Rawalpindi.	TOTAL	2	0	0	0	0	0	0	0	0	0	0	2	0	3	0	0	7
Main Rawalpindi.	Islamabad	0	0	0	0	0	0	0	0	0	0	0	1	0	0	0	0	1
	Punjab	2	0	0	0	0	0	0	0	0	0	0	1	0	2	0	0	5
	Sindh R	0	0	0	0	0	0	0	0	0	0	0	0	0	0	0	0	0
	Sindh U	0	0	0	0	0	0	0	0	0	0	0	0	0	1	0	0	1
	KP	0	0	0	0	0	0	0	0	0	0	0	0	0	0	0	0	0
	Balochistan	0	0	0	0	0	0	0	0	0	0	0	0	0	0	0	0	0
	AJ&K	0	0	0	0	0	0	0	0	0	0	0	0	0	0	0	0	0
	GB	0	0	0	0	0	0	0	0	0	0	0	0	0	0	0	0	0
	FATA	0	0	0	0	0	0	0	0	0	0	0	0	0	0	0	0	0
Defence Export	TOTAL	0	0	0	0	0	0	0	0	0	0	0	0	0	0	0	0	0
Promotion Organization	Islamabad	0	0	0	0	0	0	0	0	0	0	0	0	0	0	0	0	0
Islamabad.	Punjab	0	0	0	0	0	0	0	0	0	0	0	0	0	0	0	0	0
	Sindh R	0	0	0	0	0	0	0	0	0	0	0	0	0	0	0	0	0
	Sindh U	0	0	0	0	0	0	0	0	0	0	0	0	0	0	0	0	0
	KP	0	0	0	0	0	0	0	0	0	0	0	0	0	0	0	0	0
	Balochistan	0	0	0	0	0	0	0	0	0	0	0	0	0	0	0	0	0
	AJ&K	0	0	0	0	0	0	0	0	0	0	0	0	0	0	0	0	0
	GB	0	0	0	0	0	0	0	0	0	0	0	0	0	0	0	0	0
	FATA	0	0	0	0	0	0	0	0	0	0	0	0	0	0	0	0	0
9 Economic Affairs	TOTAL	1	0	0	0	0	0	4	0	3	0	0	0	0	18	0	4	30
Division, Islamabad.	Islamabad	0	0	0	0	0	0	0	0	0	0	0	0	0	0	0	0	0
	Punjab	0	0	0	0	0	0	4	0	2	0	0	0	0	12	0	2	20
	Sindh R	0	0	0	0	0	0	0	0	0	0	0	0	0	0	0	0	0
	Sindh U	0	0	0	0	0	0	0	0	0	0	0	0	0	3	0	2	5
	KP	0	0	0	0	0	0	0	0	1	0	0	0	0	2	0	0	3
	Balochistan	0	0	0	0	0	0	0	0	0	0	0	0	0	0	0	0	0
	AJ&K	1	0	0	0	0	0	0	0	0	0	0	0	0	0	0	0	1
	GB	0	0	0	0	0	0	0	0	0	0	0	0	0	1	0	0	1
	FATA	0	0	0	0	0	0	0	0	0	0	0	0	0	0	0	0	0

TABLE-25

DOMICILE WISE ACTUAL STRENGTH OF FEMALE EMPLOYEES BY BASIC SCALE AND DIVISION / ATTACHED DEPARTMENTS / SUBORDINATE OFFICES

DIVISION/OFFICE	DOMICILE	BASIC SCALE 1 to 16																
		1	2	3	4	5	6	7	8	9	10	11	12	13	14	15	16	TOTAL
10 Establishment Division	G. TOTAL	11	5	0	0	0	0	7	0	4	0	44	2	0	31	1	17	122
Main, Islamabad.	TOTAL	3	2	0	0	0	0	1	0	1	0	0	2	0	14	1	6	30
	Islamabad	2	0	0	0	0	0	0	0	0	0	0	0	0	0	0	0	2
	Punjab	1	1	0	0	0	0	1	0	1	0	0	2	0	12	1	6	25
	Sindh R	0	0	0	0	0	0	0	0	0	0	0	0	0	0	0	0	0
	Sindh U	0	0	0	0	0	0	0	0	0	0	0	0	0	1	0	0	1
	KP	0	1	0	0	0	0	0	0	0	0	0	0	0	1	0	0	2
	Balochistan	0	0	0	0	0	0	0	0	0	0	0	0	0	0	0	0	0
	AJ&K	0	0	0	0	0	0	0	0	0	0	0	0	0	0	0	0	0
	GB	0	0	0	0	0	0	0	0	0	0	0	0	0	0	0	0	0
	FATA	0	0	0	0	0	0	0	0	0	0	0	0	0	0	0	0	0
Akhtar Hameed Khan	TOTAL	0	1	0	0	0	0	0	0	1	0	0	0	0	0	0	0	2
National Centre for Rural	Islamabad	0	0	0	0	0	0	0	0	0	0	0	0	0	0	0	0	0
Development	Punjab	0	0	0	0	0	0	0	0	1	0	0	0	0	0	0	0	1
Islamabad.	Sindh R	0	0	0	0	0	0	0	0	0	0	0	0	0	0	0	0	0
	Sindh U	0	0	0	0	0	0	0	0	0	0	0	0	0	0	0	0	0
	KP	0	0	0	0	0	0	0	0	0	0	0	0	0	0	0	0	0
	Balochistan	0	0	0	0	0	0	0	0	0	0	0	0	0	0	0	0	0
	AJ&K	0	1	0	0	0	0	0	0	0	0	0	0	0	0	0	0	1
	GB	0	0	0	0	0	0	0	0	0	0	0	0	0	0	0	0	0
	FATA	0	0	0	0	0	0	0	0	0	0	0	0	0	0	0	0	0
Federal Public Service	TOTAL	4	0	0	0	0	0	5	0	1	0	0	0	0	3	0	3	16
Commission, Islamabad.	Islamabad	1	0	0	0	0	0	0	0	0	0	0	0	0	0	0	0	1
	Punjab	1	0	0	0	0	0	2	0	0	0	0	0	0	3	0	3	9
	Sindh R	0	0	0	0	0	0	1	0	0	0	0	0	0	0	0	0	1
	Sindh U	2	0	0	0	0	0	1	0	1	0	0	0	0	0	0	0	4
	KP	0	0	0	0	0	0	0	0	0	0	0	0	0	0	0	0	0
	Balochistan	0	0	0	0	0	0	0	0	0	0	0	0	0	0	0	0	0
	AJ&K	0	0	0	0	0	0	1	0	0	0	0	0	0	0	0	0	1
	GB	0	0	0	0	0	0	0	0	0	0	0	0	0	0	0	0	0
	FATA	0	0	0	0	0	0	0	0	0	0	0	0	0	0	0	0	0
Secretariat Training	TOTAL	0	0	0	0	0	0	0	0	0	0	0	0	0	2	0	1	3
Institute, Islamabad.	Islamabad	0	0	0	0	0	0	0	0	0	0	0	0	0	0	0	1	1
	Punjab	0	0	0	0	0	0	0	0	0	0	0	0	0	2	0	0	2
	Sindh R	0	0	0	0	0	0	0	0	0	0	0	0	0	0	0	0	0
	Sindh U	0	0	0	0	0	0	0	0	0	0	0	0	0	0	0	0	0
	KP	0	0	0	0	0	0	0	0	0	0	0	0	0	0	0	0	0
	Balochistan	0	0	0	0	0	0	0	0	0	0	0	0	0	0	0	0	0
	AJ&K	0	0	0	0	0	0	0	0	0	0	0	0	0	0	0	0	0
	GB	0	0	0	0	0	0	0	0	0	0	0	0	0	0	0	0	0
	FATA	0	0	0	0	0	0	0	0	0	0	0	0	0	0	0	0	0

TABLE-25
DOMICILE WISE ACTUAL STRENGTH OF FEMALE EMPLOYEES BY BASIC SCALE AND DIVISION / ATTACHED
DEPARTMENTS / SUBORDINATE OFFICES

DIVISION/OFFICE	DOMICILE	BASIC SCALE 1 to 16																
		1	2	3	4	5	6	7	8	9	10	11	12	13	14	15	16	TOTAL
Staff Welfare	TOTAL	4	2	0	0	0	0	1	0	1	0	44	0	0	12	0	7	71
Organization, Islamabad.	Islamabad	0	0	0	0	0	0	0	0	0	0	0	0	0	0	0	0	0
	Punjab	4	2	0	0	0	0	1	0	1	0	20	0	0	8	0	5	41
	Sindh R	0	0	0	0	0	0	0	0	0	0	0	0	0	0	0	0	0
	Sindh U	0	0	0	0	0	0	0	0	0	0	8	0	0	2	0	1	11
	KP	0	0	0	0	0	0	0	0	0	0	9	0	0	0	0	0	9
	Balochistan	0	0	0	0	0	0	0	0	0	0	7	0	0	2	0	1	10
	AJ&K	0	0	0	0	0	0	0	0	0	0	0	0	0	0	0	0	0
	GB	0	0	0	0	0	0	0	0	0	0	0	0	0	0	0	0	0
	FATA	0	0	0	0	0	0	0	0	0	0	0	0	0	0	0	0	0
	11 Federal Education	G. TOTAL	0	0	0	0	0	0	1	0	4	0	0	0	0	5	0	5
Professional Training	TOTAL	0	0	0	0	0	0	0	0	3	0	0	0	0	0	0	2	5
Division Main, Islamabad.	Islamabad	0	0	0	0	0	0	0	0	1	0	0	0	0	0	0	0	1
	Punjab	0	0	0	0	0	0	0	0	2	0	0	0	0	0	0	0	2
	Sindh R	0	0	0	0	0	0	0	0	0	0	0	0	0	0	0	1	1
	Sindh U	0	0	0	0	0	0	0	0	0	0	0	0	0	0	0	0	0
	KP	0	0	0	0	0	0	0	0	0	0	0	0	0	0	0	0	0
	Balochistan	0	0	0	0	0	0	0	0	0	0	0	0	0	0	0	0	0
	AJ&K	0	0	0	0	0	0	0	0	0	0	0	0	0	0	0	0	0
	GB	0	0	0	0	0	0	0	0	0	0	0	0	0	0	0	0	0
	FATA	0	0	0	0	0	0	0	0	0	0	0	0	0	0	0	1	1
	Academy of Educational Planning & Management	TOTAL	0	0	0	0	0	0	0	0	0	0	0	0	0	1	0	0
Islamabad.	Islamabad	0	0	0	0	0	0	0	0	0	0	0	0	0	0	0	0	0
	Punjab	0	0	0	0	0	0	0	0	0	0	0	0	0	1	0	0	1
	Sindh R	0	0	0	0	0	0	0	0	0	0	0	0	0	0	0	0	0
	Sindh U	0	0	0	0	0	0	0	0	0	0	0	0	0	0	0	0	0
	KP	0	0	0	0	0	0	0	0	0	0	0	0	0	0	0	0	0
	Balochistan	0	0	0	0	0	0	0	0	0	0	0	0	0	0	0	0	0
	AJ&K	0	0	0	0	0	0	0	0	0	0	0	0	0	0	0	0	0
	GB	0	0	0	0	0	0	0	0	0	0	0	0	0	0	0	0	0
	FATA	0	0	0	0	0	0	0	0	0	0	0	0	0	0	0	0	0
	National Internship Programme	TOTAL	0	0	0	0	0	0	0	0	0	0	0	0	0	0	0	0
Islamabad.	Islamabad	0	0	0	0	0	0	0	0	0	0	0	0	0	0	0	0	0
	Punjab	0	0	0	0	0	0	0	0	0	0	0	0	0	0	0	0	0
	Sindh R	0	0	0	0	0	0	0	0	0	0	0	0	0	0	0	0	0
	Sindh U	0	0	0	0	0	0	0	0	0	0	0	0	0	0	0	0	0
	KP	0	0	0	0	0	0	0	0	0	0	0	0	0	0	0	0	0
	Balochistan	0	0	0	0	0	0	0	0	0	0	0	0	0	0	0	0	0
	AJ&K	0	0	0	0	0	0	0	0	0	0	0	0	0	0	0	0	0
	GB	0	0	0	0	0	0	0	0	0	0	0	0	0	0	0	0	0
	FATA	0	0	0	0	0	0	0	0	0	0	0	0	0	0	0	0	0

TABLE-25
DOMICILE WISE ACTUAL STRENGTH OF FEMALE EMPLOYEES BY BASIC SCALE AND DIVISION / ATTACHED
DEPARTMENTS / SUBORDINATE OFFICES

DIVISION/OFFICE	DOMICILE	BASIC SCALE 1 to 16																TOTAL
		1	2	3	4	5	6	7	8	9	10	11	12	13	14	15	16	
National Talent Pool	TOTAL	0	0	0	0	0	0	1	0	0	0	0	0	0	1	0	0	2
Islamabad	Islamabad	0	0	0	0	0	0	0	0	0	0	0	0	0	0	0	0	0
	Punjab	0	0	0	0	0	0	0	0	0	0	0	0	0	1	0	0	1
	Sindh R	0	0	0	0	0	0	0	0	0	0	0	0	0	0	0	0	0
	Sindh U	0	0	0	0	0	0	0	0	0	0	0	0	0	0	0	0	0
	KP	0	0	0	0	0	0	0	0	0	0	0	0	0	0	0	0	0
	Balochistan	0	0	0	0	0	0	1	0	0	0	0	0	0	0	0	0	1
	AJ&K	0	0	0	0	0	0	0	0	0	0	0	0	0	0	0	0	0
	GB	0	0	0	0	0	0	0	0	0	0	0	0	0	0	0	0	0
	FATA	0	0	0	0	0	0	0	0	0	0	0	0	0	0	0	0	0
National Training	TOTAL	0	0	0	0	0	0	0	0	1	0	0	0	0	3	0	2	6
Bureau Islamabad	Islamabad	0	0	0	0	0	0	0	0	0	0	0	0	1	0	1	2	
	Punjab	0	0	0	0	0	0	0	0	1	0	0	0	0	2	0	1	4
	Sindh R	0	0	0	0	0	0	0	0	0	0	0	0	0	0	0	0	0
	Sindh U	0	0	0	0	0	0	0	0	0	0	0	0	0	0	0	0	0
	KP	0	0	0	0	0	0	0	0	0	0	0	0	0	0	0	0	0
	Balochistan	0	0	0	0	0	0	0	0	0	0	0	0	0	0	0	0	0
	AJ&K	0	0	0	0	0	0	0	0	0	0	0	0	0	0	0	0	0
	GB	0	0	0	0	0	0	0	0	0	0	0	0	0	0	0	0	0
	FATA	0	0	0	0	0	0	0	0	0	0	0	0	0	0	0	0	0
Pakistan Manpower	TOTAL	0	0	0	0	0	0	0	0	0	0	0	0	0	0	0	1	1
Institute Islamabad.	Islamabad	0	0	0	0	0	0	0	0	0	0	0	0	0	0	0	0	0
	Punjab	0	0	0	0	0	0	0	0	0	0	0	0	0	0	0	1	1
	Sindh R	0	0	0	0	0	0	0	0	0	0	0	0	0	0	0	0	0
	Sindh U	0	0	0	0	0	0	0	0	0	0	0	0	0	0	0	0	0
	KP	0	0	0	0	0	0	0	0	0	0	0	0	0	0	0	0	0
	Balochistan	0	0	0	0	0	0	0	0	0	0	0	0	0	0	0	0	0
	AJ&K	0	0	0	0	0	0	0	0	0	0	0	0	0	0	0	0	0
	GB	0	0	0	0	0	0	0	0	0	0	0	0	0	0	0	0	0
	FATA	0	0	0	0	0	0	0	0	0	0	0	0	0	0	0	0	0
Pakistan National	TOTAL	0	0	0	0	0	0	0	0	0	0	0	0	0	0	0	0	0
Commission for	Islamabad	0	0	0	0	0	0	0	0	0	0	0	0	0	0	0	0	0
UNESCO	Punjab	0	0	0	0	0	0	0	0	0	0	0	0	0	0	0	0	0
Islamabad.	Sindh R	0	0	0	0	0	0	0	0	0	0	0	0	0	0	0	0	0
	Sindh U	0	0	0	0	0	0	0	0	0	0	0	0	0	0	0	0	0
	KP	0	0	0	0	0	0	0	0	0	0	0	0	0	0	0	0	0
	Balochistan	0	0	0	0	0	0	0	0	0	0	0	0	0	0	0	0	0
	AJ&K	0	0	0	0	0	0	0	0	0	0	0	0	0	0	0	0	0
	GB	0	0	0	0	0	0	0	0	0	0	0	0	0	0	0	0	0
	FATA	0	0	0	0	0	0	0	0	0	0	0	0	0	0	0	0	0

TABLE-25
DOMICILE WISE ACTUAL STRENGTH OF FEMALE EMPLOYEES BY BASIC SCALE AND DIVISION / ATTACHED
DEPARTMENTS / SUBORDINATE OFFICES

DIVISION/OFFICE	DOMICILE	BASIC SCALE 1 to 16																TOTAL
		1	2	3	4	5	6	7	8	9	10	11	12	13	14	15	16	
12 Finance Division	G. TOTAL	12	14	1	2	2	1	17	0	12	0	92	1	0	54	0	296	504
Main, Islamabad.	TOTAL	4	0	0	0	0	0	2	0	2	0	0	0	0	16	0	3	27
	Islamabad	4	0	0	0	0	0	1	0	0	0	0	0	0	5	0	0	10
	Punjab	0	0	0	0	0	0	1	0	1	0	0	0	0	10	0	3	15
	Sindh R	0	0	0	0	0	0	0	0	1	0	0	0	0	0	0	0	1
	Sindh U	0	0	0	0	0	0	0	0	0	0	0	0	0	1	0	0	1
	KP	0	0	0	0	0	0	0	0	0	0	0	0	0	0	0	0	0
	Balochistan	0	0	0	0	0	0	0	0	0	0	0	0	0	0	0	0	0
	AJ&K	0	0	0	0	0	0	0	0	0	0	0	0	0	0	0	0	0
	GB	0	0	0	0	0	0	0	0	0	0	0	0	0	0	0	0	0
	FATA	0	0	0	0	0	0	0	0	0	0	0	0	0	0	0	0	0
Finance (Military),	TOTAL	0	0	0	0	0	0	0	0	1	0	0	0	0	1	0	0	2
Rawalpindi.	Islamabad	0	0	0	0	0	0	0	0	0	0	0	0	0	0	0	0	0
	Punjab	0	0	0	0	0	0	0	0	1	0	0	0	0	1	0	0	2
	Sindh R	0	0	0	0	0	0	0	0	0	0	0	0	0	0	0	0	0
	Sindh U	0	0	0	0	0	0	0	0	0	0	0	0	0	0	0	0	0
	KP	0	0	0	0	0	0	0	0	0	0	0	0	0	0	0	0	0
	Balochistan	0	0	0	0	0	0	0	0	0	0	0	0	0	0	0	0	0
	AJ&K	0	0	0	0	0	0	0	0	0	0	0	0	0	0	0	0	0
	GB	0	0	0	0	0	0	0	0	0	0	0	0	0	0	0	0	0
	FATA	0	0	0	0	0	0	0	0	0	0	0	0	0	0	0	0	0
Central Directorate of	TOTAL	0	0	0	0	0	0	9	0	1	0	69	0	0	31	0	13	123
National Savings,	Islamabad	0	0	0	0	0	0	1	0	1	0	2	0	0	2	0	1	7
Islamabad.	Punjab	0	0	0	0	0	0	7	0	0	0	46	0	0	20	0	8	81
	Sindh R	0	0	0	0	0	0	0	0	0	0	2	0	0	1	0	0	3
	Sindh U	0	0	0	0	0	0	1	0	0	0	9	0	0	3	0	2	15
	KP	0	0	0	0	0	0	0	0	0	0	2	0	0	1	0	1	4
	Balochistan	0	0	0	0	0	0	0	0	0	0	6	0	0	4	0	1	11
	AJ&K	0	0	0	0	0	0	0	0	0	0	2	0	0	0	0	0	2
	GB	0	0	0	0	0	0	0	0	0	0	0	0	0	0	0	0	0
	FATA	0	0	0	0	0	0	0	0	0	0	0	0	0	0	0	0	0
Controller General of	TOTAL	8	3	1	0	0	0	4	0	1	0	20	1	0	3	0	224	265
Accounts, HQ Islamabad.	Islamabad	3	0	0	0	0	0	0	0	0	0	0	0	0	0	0	3	6
	Punjab	5	2	1	0	0	0	2	0	0	0	14	1	0	3	0	133	161
	Sindh R	0	0	0	0	0	0	0	0	0	0	0	0	0	0	0	10	10
	Sindh U	0	1	0	0	0	0	0	0	1	0	1	0	0	0	0	56	59
	KP	0	0	0	0	0	0	2	0	0	0	3	0	0	0	0	20	25
	Balochistan	0	0	0	0	0	0	0	0	0	0	1	0	0	0	0	2	3
	AJ&K	0	0	0	0	0	0	0	0	0	0	1	0	0	0	0	0	1
	GB	0	0	0	0	0	0	0	0	0	0	0	0	0	0	0	0	0
	FATA	0	0	0	0	0	0	0	0	0	0	0	0	0	0	0	0	0

TABLE-25
DOMICILE WISE ACTUAL STRENGTH OF FEMALE EMPLOYEES BY BASIC SCALE AND DIVISION / ATTACHED
DEPARTMENTS / SUBORDINATE OFFICES

DIVISION/OFFICE	DOMICILE	BASIC SCALE 1 to 16																
		1	2	3	4	5	6	7	8	9	10	11	12	13	14	15	16	TOTAL
Federal Treasury Office,	TOTAL	0	0	0	0	0	0	0	0	0	0	0	0	0	0	0	1	1
Islamabad.	Islamabad	0	0	0	0	0	0	0	0	0	0	0	0	0	0	0	0	0
	Punjab	0	0	0	0	0	0	0	0	0	0	0	0	0	0	0	0	0
	Sindh R	0	0	0	0	0	0	0	0	0	0	0	0	0	0	0	1	1
	Sindh U	0	0	0	0	0	0	0	0	0	0	0	0	0	0	0	0	0
	KP	0	0	0	0	0	0	0	0	0	0	0	0	0	0	0	0	0
	Balochistan	0	0	0	0	0	0	0	0	0	0	0	0	0	0	0	0	0
	AJ&K	0	0	0	0	0	0	0	0	0	0	0	0	0	0	0	0	0
	GB	0	0	0	0	0	0	0	0	0	0	0	0	0	0	0	0	0
	FATA	0	0	0	0	0	0	0	0	0	0	0	0	0	0	0	0	0
Office of the Auditor	TOTAL	0	11	0	2	0	0	0	0	0	0	3	0	0	3	0	55	74
General of Pakistan, HQ,	Islamabad	0	0	0	0	0	0	0	0	0	0	0	0	0	0	0	0	0
Islamabad.	Punjab	0	7	0	0	0	0	0	0	0	0	3	0	0	2	0	37	49
	Sindh R	0	0	0	0	0	0	0	0	0	0	0	0	0	0	0	1	1
	Sindh U	0	2	0	2	0	0	0	0	0	0	0	0	0	1	0	15	20
	KP	0	0	0	0	0	0	0	0	0	0	0	0	0	0	0	1	1
	Balochistan	0	1	0	0	0	0	0	0	0	0	0	0	0	0	0	1	2
	AJ&K	0	0	0	0	0	0	0	0	0	0	0	0	0	0	0	0	0
	GB	0	1	0	0	0	0	0	0	0	0	0	0	0	0	0	0	1
	FATA	0	0	0	0	0	0	0	0	0	0	0	0	0	0	0	0	0
Pakistan Mint, Lahore.	TOTAL	0	0	0	0	2	1	2	0	7	0	0	0	0	0	0	0	12
	Islamabad	0	0	0	0	0	0	0	0	0	0	0	0	0	0	0	0	0
	Punjab	0	0	0	0	2	1	2	0	6	0	0	0	0	0	0	0	11
	Sindh R	0	0	0	0	0	0	0	0	0	0	0	0	0	0	0	0	0
	Sindh U	0	0	0	0	0	0	0	0	0	0	0	0	0	0	0	0	0
	KP	0	0	0	0	0	0	0	0	1	0	0	0	0	0	0	0	1
	Balochistan	0	0	0	0	0	0	0	0	0	0	0	0	0	0	0	0	0
	AJ&K	0	0	0	0	0	0	0	0	0	0	0	0	0	0	0	0	0
	GB	0	0	0	0	0	0	0	0	0	0	0	0	0	0	0	0	0
	FATA	0	0	0	0	0	0	0	0	0	0	0	0	0	0	0	0	0
13 Foreign Affairs	TOTAL	17	0	2	0	0	0	11	0	7	0	1	0	0	27	2	3	70
Division	Islamabad	0	0	0	0	0	0	0	0	0	0	0	0	0	0	0	0	0
Main, Islamabad.	Punjab	14	0	2	0	0	0	8	0	4	0	1	0	0	20	1	3	53
(including Mission	Sindh R	0	0	0	0	0	0	1	0	0	0	0	0	0	1	1	0	3
abroad)	Sindh U	0	0	0	0	0	0	1	0	2	0	0	0	0	1	0	0	4
	KP	2	0	0	0	0	0	0	0	1	0	0	0	0	3	0	0	6
	Balochistan	0	0	0	0	0	0	0	0	0	0	0	0	0	1	0	0	1
	AJ&K	1	0	0	0	0	0	0	0	0	0	0	0	0	0	0	0	1
	GB	0	0	0	0	0	0	0	0	0	0	0	0	0	0	0	0	0
	FATA	0	0	0	0	0	0	1	0	0	0	0	0	0	1	0	0	2

TABLE-25
DOMICILE WISE ACTUAL STRENGTH OF FEMALE EMPLOYEES BY BASIC SCALE AND DIVISION / ATTACHED
DEPARTMENTS / SUBORDINATE OFFICES

DIVISION/OFFICE	DOMICILE	BASIC SCALE 1 to 16																
		1	2	3	4	5	6	7	8	9	10	11	12	13	14	15	16	TOTAL
14 Housing & Works	G. TOTAL	1	10	0	0	6	0	13	1	1	0	1	0	0	7	0	1	41
Division	TOTAL	0	0	0	0	0	0	0	0	0	0	0	0	0	5	0	0	5
Main, Islamabad.	Islamabad	0	0	0	0	0	0	0	0	0	0	0	0	0	0	0	0	0
	Punjab	0	0	0	0	0	0	0	0	0	0	0	0	0	2	0	0	2
	Sindh R	0	0	0	0	0	0	0	0	0	0	0	0	0	0	0	0	0
	Sindh U	0	0	0	0	0	0	0	0	0	0	0	0	0	0	0	0	0
	KP	0	0	0	0	0	0	0	0	0	0	0	0	0	2	0	0	2
	Balochistan	0	0	0	0	0	0	0	0	0	0	0	0	0	0	0	0	0
	AJ&K	0	0	0	0	0	0	0	0	0	0	0	0	0	0	0	0	0
	GB	0	0	0	0	0	0	0	0	0	0	0	0	0	1	0	0	1
	FATA	0	0	0	0	0	0	0	0	0	0	0	0	0	0	0	0	0
Estate Office, Islamabad.	TOTAL	1	0	0	0	0	0	7	0	0	0	0	0	0	1	0	0	9
	Islamabad	0	0	0	0	0	0	0	0	0	0	0	0	0	0	0	0	0
	Punjab	0	0	0	0	0	0	3	0	0	0	0	0	0	0	0	0	3
	Sindh R	0	0	0	0	0	0	0	0	0	0	0	0	0	0	0	0	0
	Sindh U	1	0	0	0	0	0	3	0	0	0	0	0	0	0	0	0	4
	KP	0	0	0	0	0	0	0	0	0	0	0	0	0	0	0	0	0
	Balochistan	0	0	0	0	0	0	0	0	0	0	0	0	0	1	0	0	1
	AJ&K	0	0	0	0	0	0	0	0	0	0	0	0	0	0	0	0	0
	GB	0	0	0	0	0	0	1	0	0	0	0	0	0	0	0	0	1
	FATA	0	0	0	0	0	0	0	0	0	0	0	0	0	0	0	0	0
National Housing	TOTAL	0	0	0	0	0	0	0	0	0	0	0	0	0	0	0	0	0
Authority, Islamabad.	Islamabad	0	0	0	0	0	0	0	0	0	0	0	0	0	0	0	0	0
	Punjab	0	0	0	0	0	0	0	0	0	0	0	0	0	0	0	0	0
	Sindh R	0	0	0	0	0	0	0	0	0	0	0	0	0	0	0	0	0
	Sindh U	0	0	0	0	0	0	0	0	0	0	0	0	0	0	0	0	0
	KP	0	0	0	0	0	0	0	0	0	0	0	0	0	0	0	0	0
	Balochistan	0	0	0	0	0	0	0	0	0	0	0	0	0	0	0	0	0
	AJ&K	0	0	0	0	0	0	0	0	0	0	0	0	0	0	0	0	0
	GB	0	0	0	0	0	0	0	0	0	0	0	0	0	0	0	0	0
	FATA	0	0	0	0	0	0	0	0	0	0	0	0	0	0	0	0	0
Pakistan Public Works	TOTAL	0	10	0	0	6	0	6	1	1	0	1	0	0	1	0	1	27
Department, HQ,	Islamabad	0	0	0	0	0	0	0	0	0	0	0	0	0	0	0	0	0
Islamabad.	Punjab	0	0	0	0	0	0	0	0	0	0	0	0	0	0	0	1	1
	Sindh R	0	7	0	0	6	0	6	1	1	0	1	0	0	1	0	0	23
	Sindh U	0	3	0	0	0	0	0	0	0	0	0	0	0	0	0	0	3
	KP	0	0	0	0	0	0	0	0	0	0	0	0	0	0	0	0	0
	Balochistan	0	0	0	0	0	0	0	0	0	0	0	0	0	0	0	0	0
	AJ&K	0	0	0	0	0	0	0	0	0	0	0	0	0	0	0	0	0
	GB	0	0	0	0	0	0	0	0	0	0	0	0	0	0	0	0	0
	FATA	0	0	0	0	0	0	0	0	0	0	0	0	0	0	0	0	0

TABLE-25
DOMICILE WISE ACTUAL STRENGTH OF FEMALE EMPLOYEES BY BASIC SCALE AND DIVISION / ATTACHED
DEPARTMENTS / SUBORDINATE OFFICES

DIVISION/OFFICE	DOMICILE	BASIC SCALE 1 to 16																
		1	2	3	4	5	6	7	8	9	10	11	12	13	14	15	16	TOTAL
15 Industries &	G. TOTAL	2	0	0	0	0	0	2	0	1	0	0	0	0	8	0	3	16
Production Division	TOTAL	2	0	0	0	0	0	2	0	1	0	0	0	0	8	0	3	16
Main, Islamabad.	Islamabad	2	0	0	0	0	0	1	0	0	0	0	0	0	2	0	1	6
	Punjab	0	0	0	0	0	0	0	0	0	0	0	0	0	5	0	1	6
	Sindh R	0	0	0	0	0	0	0	0	0	0	0	0	0	0	0	0	0
	Sindh U	0	0	0	0	0	0	0	0	0	0	0	0	0	0	0	0	0
	KP	0	0	0	0	0	0	1	0	1	0	0	0	0	0	0	0	2
	Balochistan	0	0	0	0	0	0	0	0	0	0	0	0	0	1	0	1	2
	AJ&K	0	0	0	0	0	0	0	0	0	0	0	0	0	0	0	0	0
	GB	0	0	0	0	0	0	0	0	0	0	0	0	0	0	0	0	0
	FATA	0	0	0	0	0	0	0	0	0	0	0	0	0	0	0	0	0
Department of	TOTAL	0	0	0	0	0	0	0	0	0	0	0	0	0	0	0	0	0
Explosives HQ,	Islamabad	0	0	0	0	0	0	0	0	0	0	0	0	0	0	0	0	0
Rawalpindi.	Punjab	0	0	0	0	0	0	0	0	0	0	0	0	0	0	0	0	0
	Sindh R	0	0	0	0	0	0	0	0	0	0	0	0	0	0	0	0	0
	Sindh U	0	0	0	0	0	0	0	0	0	0	0	0	0	0	0	0	0
	KP	0	0	0	0	0	0	0	0	0	0	0	0	0	0	0	0	0
	Balochistan	0	0	0	0	0	0	0	0	0	0	0	0	0	0	0	0	0
	AJ&K	0	0	0	0	0	0	0	0	0	0	0	0	0	0	0	0	0
	GB	0	0	0	0	0	0	0	0	0	0	0	0	0	0	0	0	0
	FATA	0	0	0	0	0	0	0	0	0	0	0	0	0	0	0	0	0
16 Information Broadcasting	G. TOTAL	9	4	0	0	2	0	9	0	8	0	2	1	1	14	1	21	72
and National Heritage	TOTAL	0	0	0	0	0	0	2	0	3	0	0	0	0	1	0	1	7
Division Main, Islamabad.	Islamabad	0	0	0	0	0	0	0	0	0	0	0	0	0	0	0	0	0
	Punjab	0	0	0	0	0	0	2	0	3	0	0	0	0	1	0	1	7
	Sindh R	0	0	0	0	0	0	0	0	0	0	0	0	0	0	0	0	0
	Sindh U	0	0	0	0	0	0	0	0	0	0	0	0	0	0	0	0	0
	KP	0	0	0	0	0	0	0	0	0	0	0	0	0	0	0	0	0
	Balochistan	0	0	0	0	0	0	0	0	0	0	0	0	0	0	0	0	0
	AJ&K	0	0	0	0	0	0	0	0	0	0	0	0	0	0	0	0	0
	GB	0	0	0	0	0	0	0	0	0	0	0	0	0	0	0	0	0
	FATA	0	0	0	0	0	0	0	0	0	0	0	0	0	0	0	0	0
Central Board of Film	TOTAL	0	0	0	0	0	0	0	0	0	0	0	0	0	0	0	0	0
Censors Islamabad.	Islamabad	0	0	0	0	0	0	0	0	0	0	0	0	0	0	0	0	0
	Punjab	0	0	0	0	0	0	0	0	0	0	0	0	0	0	0	0	0
	Sindh R	0	0	0	0	0	0	0	0	0	0	0	0	0	0	0	0	0
	Sindh U	0	0	0	0	0	0	0	0	0	0	0	0	0	0	0	0	0
	KP	0	0	0	0	0	0	0	0	0	0	0	0	0	0	0	0	0
	Balochistan	0	0	0	0	0	0	0	0	0	0	0	0	0	0	0	0	0
	AJ&K	0	0	0	0	0	0	0	0	0	0	0	0	0	0	0	0	0
	GB	0	0	0	0	0	0	0	0	0	0	0	0	0	0	0	0	0
	FATA	0	0	0	0	0	0	0	0	0	0	0	0	0	0	0	0	0

TABLE-25
DOMICILE WISE ACTUAL STRENGTH OF FEMALE EMPLOYEES BY BASIC SCALE AND DIVISION / ATTACHED
DEPARTMENTS / SUBORDINATE OFFICES

DIVISION/OFFICE	DOMICILE	BASIC SCALE 1 to 16																
		1	2	3	4	5	6	7	8	9	10	11	12	13	14	15	16	TOTAL
Department of	TOTAL	0	1	0	0	0	0	0	0	0	0	0	0	0	1	0	0	2
Archaeology &	Islamabad	0	1	0	0	0	0	0	0	0	0	0	0	0	0	0	0	1
Museums Islamabad.	Punjab	0	0	0	0	0	0	0	0	0	0	0	0	0	1	0	0	1
	Sindh R	0	0	0	0	0	0	0	0	0	0	0	0	0	0	0	0	0
	Sindh U	0	0	0	0	0	0	0	0	0	0	0	0	0	0	0	0	0
	KP	0	0	0	0	0	0	0	0	0	0	0	0	0	0	0	0	0
	Balochistan	0	0	0	0	0	0	0	0	0	0	0	0	0	0	0	0	0
	AJ&K	0	0	0	0	0	0	0	0	0	0	0	0	0	0	0	0	0
	GB	0	0	0	0	0	0	0	0	0	0	0	0	0	0	0	0	0
	FATA	0	0	0	0	0	0	0	0	0	0	0	0	0	0	0	0	0
Directorate of Electronic	TOTAL	1	0	0	0	1	0	3	0	2	0	0	0	1	5	0	4	17
Media and Publications	Islamabad	0	0	0	0	0	0	0	0	0	0	0	0	1	2	0	0	3
Islamabad.	Punjab	1	0	0	0	0	0	3	0	2	0	0	0	0	2	0	2	10
	Sindh R	0	0	0	0	0	0	0	0	0	0	0	0	0	0	0	0	0
	Sindh U	0	0	0	0	0	0	0	0	0	0	0	0	0	1	0	1	2
	KP	0	0	0	0	1	0	0	0	0	0	0	0	0	0	0	0	1
	Balochistan	0	0	0	0	0	0	0	0	0	0	0	0	0	0	0	0	0
	AJ&K	0	0	0	0	0	0	0	0	0	0	0	0	0	0	0	1	1
	GB	0	0	0	0	0	0	0	0	0	0	0	0	0	0	0	0	0
	FATA	0	0	0	0	0	0	0	0	0	0	0	0	0	0	0	0	0
Federal Land	TOTAL	0	0	0	0	0	0	0	0	0	0	0	0	0	0	0	3	3
Commission Islamabad.	Islamabad	0	0	0	0	0	0	0	0	0	0	0	0	0	0	0	0	0
	Punjab	0	0	0	0	0	0	0	0	0	0	0	0	0	0	0	1	1
	Sindh R	0	0	0	0	0	0	0	0	0	0	0	0	0	0	0	0	0
	Sindh U	0	0	0	0	0	0	0	0	0	0	0	0	0	0	0	0	0
	KP	0	0	0	0	0	0	0	0	0	0	0	0	0	0	0	2	2
	Balochistan	0	0	0	0	0	0	0	0	0	0	0	0	0	0	0	0	0
	AJ&K	0	0	0	0	0	0	0	0	0	0	0	0	0	0	0	0	0
	GB	0	0	0	0	0	0	0	0	0	0	0	0	0	0	0	0	0
	FATA	0	0	0	0	0	0	0	0	0	0	0	0	0	0	0	0	0
Implementation Tribunal	TOTAL	0	0	0	0	0	0	0	0	1	0	0	0	0	1	0	0	2
For Newspaper	Islamabad	0	0	0	0	0	0	0	0	1	0	0	0	0	0	0	0	1
Employees	Punjab	0	0	0	0	0	0	0	0	0	0	0	0	0	1	0	0	1
Islamabad.	Sindh R	0	0	0	0	0	0	0	0	0	0	0	0	0	0	0	0	0
	Sindh U	0	0	0	0	0	0	0	0	0	0	0	0	0	0	0	0	0
	KP	0	0	0	0	0	0	0	0	0	0	0	0	0	0	0	0	0
	Balochistan	0	0	0	0	0	0	0	0	0	0	0	0	0	0	0	0	0
	AJ&K	0	0	0	0	0	0	0	0	0	0	0	0	0	0	0	0	0
	GB	0	0	0	0	0	0	0	0	0	0	0	0	0	0	0	0	0
	FATA	0	0	0	0	0	0	0	0	0	0	0	0	0	0	0	0	0

TABLE-25
DOMICILE WISE ACTUAL STRENGTH OF FEMALE EMPLOYEES BY BASIC SCALE AND DIVISION / ATTACHED
DEPARTMENTS / SUBORDINATE OFFICES

DIVISION/OFFICE	DOMICILE	BASIC SCALE 1 to 16																
		1	2	3	4	5	6	7	8	9	10	11	12	13	14	15	16	TOTAL
Information Service	TOTAL	0	0	0	0	0	0	0	0	0	0	0	0	0	0	0	0	0
Academy, Islamabad.	Islamabad	0	0	0	0	0	0	0	0	0	0	0	0	0	0	0	0	0
	Punjab	0	0	0	0	0	0	0	0	0	0	0	0	0	0	0	0	0
	Sindh R	0	0	0	0	0	0	0	0	0	0	0	0	0	0	0	0	0
	Sindh U	0	0	0	0	0	0	0	0	0	0	0	0	0	0	0	0	0
	KP	0	0	0	0	0	0	0	0	0	0	0	0	0	0	0	0	0
	Balochistan	0	0	0	0	0	0	0	0	0	0	0	0	0	0	0	0	0
	AJ&K	0	0	0	0	0	0	0	0	0	0	0	0	0	0	0	0	0
	GB	0	0	0	0	0	0	0	0	0	0	0	0	0	0	0	0	0
	FATA	0	0	0	0	0	0	0	0	0	0	0	0	0	0	0	0	0
National Language	TOTAL	0	0	0	0	0	0	0	0	0	0	0	0	0	0	0	3	3
Promotion	Islamabad	0	0	0	0	0	0	0	0	0	0	0	0	0	0	0	0	0
Department Islamabad.	Punjab	0	0	0	0	0	0	0	0	0	0	0	0	0	0	0	3	3
	Sindh R	0	0	0	0	0	0	0	0	0	0	0	0	0	0	0	0	0
	Sindh U	0	0	0	0	0	0	0	0	0	0	0	0	0	0	0	0	0
	KP	0	0	0	0	0	0	0	0	0	0	0	0	0	0	0	0	0
	Balochistan	0	0	0	0	0	0	0	0	0	0	0	0	0	0	0	0	0
	AJ&K	0	0	0	0	0	0	0	0	0	0	0	0	0	0	0	0	0
	GB	0	0	0	0	0	0	0	0	0	0	0	0	0	0	0	0	0
	FATA	0	0	0	0	0	0	0	0	0	0	0	0	0	0	0	0	0
	Press Information	TOTAL	8	3	0	0	1	0	4	0	2	0	1	0	0	6	1	8
Department, Islamabad.	Islamabad	6	2	0	0	1	0	2	0	0	0	1	0	0	0	0	1	13
	Punjab	0	0	0	0	0	0	1	0	2	0	0	0	0	2	1	6	12
	Sindh R	0	0	0	0	0	0	0	0	0	0	0	0	0	1	0	0	1
	Sindh U	2	1	0	0	0	0	0	0	0	0	0	0	0	0	0	0	3
	KP	0	0	0	0	0	0	1	0	0	0	0	0	0	3	0	0	4
	Balochistan	0	0	0	0	0	0	0	0	0	0	0	0	0	0	0	0	0
	AJ&K	0	0	0	0	0	0	0	0	0	0	0	0	0	0	0	1	1
	GB	0	0	0	0	0	0	0	0	0	0	0	0	0	0	0	0	0
	FATA	0	0	0	0	0	0	0	0	0	0	0	0	0	0	0	0	0
Office of the Press	TOTAL	0	0	0	0	0	0	0	0	0	0	0	0	0	0	0	0	0
Registrar, Islamabad.	Islamabad	0	0	0	0	0	0	0	0	0	0	0	0	0	0	0	0	0
	Punjab	0	0	0	0	0	0	0	0	0	0	0	0	0	0	0	0	0
	Sindh R	0	0	0	0	0	0	0	0	0	0	0	0	0	0	0	0	0
	Sindh U	0	0	0	0	0	0	0	0	0	0	0	0	0	0	0	0	0
	KP	0	0	0	0	0	0	0	0	0	0	0	0	0	0	0	0	0
	Balochistan	0	0	0	0	0	0	0	0	0	0	0	0	0	0	0	0	0
	AJ&K	0	0	0	0	0	0	0	0	0	0	0	0	0	0	0	0	0
	GB	0	0	0	0	0	0	0	0	0	0	0	0	0	0	0	0	0
	FATA	0	0	0	0	0	0	0	0	0	0	0	0	0	0	0	0	0

TABLE-25
DOMICILE WISE ACTUAL STRENGTH OF FEMALE EMPLOYEES BY BASIC SCALE AND DIVISION / ATTACHED
DEPARTMENTS / SUBORDINATE OFFICES

DIVISION/OFFICE	DOMICILE	BASIC SCALE 1 to 16																
		1	2	3	4	5	6	7	8	9	10	11	12	13	14	15	16	TOTAL
Urdu Dictionary	TOTAL	0	0	0	0	0	0	0	0	0	0	0	0	0	0	0	2	2
Board Karachi.	Islamabad	0	0	0	0	0	0	0	0	0	0	0	0	0	0	0	0	0
	Punjab	0	0	0	0	0	0	0	0	0	0	0	0	0	0	0	0	0
	Sindh R	0	0	0	0	0	0	0	0	0	0	0	0	0	0	0	0	0
	Sindh U	0	0	0	0	0	0	0	0	0	0	0	0	0	0	0	2	2
	KP	0	0	0	0	0	0	0	0	0	0	0	0	0	0	0	0	0
	Balochistan	0	0	0	0	0	0	0	0	0	0	0	0	0	0	0	0	0
	AJ&K	0	0	0	0	0	0	0	0	0	0	0	0	0	0	0	0	0
	GB	0	0	0	0	0	0	0	0	0	0	0	0	0	0	0	0	0
	FATA	0	0	0	0	0	0	0	0	0	0	0	0	0	0	0	0	0
Urdu Science Board	TOTAL	0	0	0	0	0	0	0	0	0	0	1	1	0	0	0	0	2
Lahore	Islamabad	0	0	0	0	0	0	0	0	0	0	0	0	0	0	0	0	0
	Punjab	0	0	0	0	0	0	0	0	0	0	1	1	0	0	0	0	2
	Sindh R	0	0	0	0	0	0	0	0	0	0	0	0	0	0	0	0	0
	Sindh U	0	0	0	0	0	0	0	0	0	0	0	0	0	0	0	0	0
	KP	0	0	0	0	0	0	0	0	0	0	0	0	0	0	0	0	0
	Balochistan	0	0	0	0	0	0	0	0	0	0	0	0	0	0	0	0	0
	AJ&K	0	0	0	0	0	0	0	0	0	0	0	0	0	0	0	0	0
	GB	0	0	0	0	0	0	0	0	0	0	0	0	0	0	0	0	0
	FATA	0	0	0	0	0	0	0	0	0	0	0	0	0	0	0	0	0
17 Information	G. TOTAL	2	0	0	0	0	0	0	0	0	0	0	0	2	0	1	5	
Technology and	TOTAL	2	0	0	0	0	0	0	0	0	0	0	0	2	0	1	5	
Telecommunications Division Main, Islamabad.	Islamabad	1	0	0	0	0	0	0	0	0	0	0	0	0	0	0	0	1
	Punjab	1	0	0	0	0	0	0	0	0	0	0	0	2	0	0	0	3
	Sindh R	0	0	0	0	0	0	0	0	0	0	0	0	0	0	0	0	0
	Sindh U	0	0	0	0	0	0	0	0	0	0	0	0	0	0	0	0	0
	KP	0	0	0	0	0	0	0	0	0	0	0	0	0	0	0	0	0
	Balochistan	0	0	0	0	0	0	0	0	0	0	0	0	0	0	0	0	0
	AJ&K	0	0	0	0	0	0	0	0	0	0	0	0	0	0	0	0	0
	GB	0	0	0	0	0	0	0	0	0	0	0	0	0	0	0	0	0
	FATA	0	0	0	0	0	0	0	0	0	0	0	0	0	0	0	1	1
National Information	TOTAL	0	0	0	0	0	0	0	0	0	0	0	0	0	0	0	0	0
Technology Board , Islamabad.	Islamabad	0	0	0	0	0	0	0	0	0	0	0	0	0	0	0	0	0
	Punjab	0	0	0	0	0	0	0	0	0	0	0	0	0	0	0	0	0
	Sindh R	0	0	0	0	0	0	0	0	0	0	0	0	0	0	0	0	0
	Sindh U	0	0	0	0	0	0	0	0	0	0	0	0	0	0	0	0	0
	KP	0	0	0	0	0	0	0	0	0	0	0	0	0	0	0	0	0
	Balochistan	0	0	0	0	0	0	0	0	0	0	0	0	0	0	0	0	0
	AJ&K	0	0	0	0	0	0	0	0	0	0	0	0	0	0	0	0	0
	GB	0	0	0	0	0	0	0	0	0	0	0	0	0	0	0	0	0
	FATA	0	0	0	0	0	0	0	0	0	0	0	0	0	0	0	0	0

TABLE-25
DOMICILE WISE ACTUAL STRENGTH OF FEMALE EMPLOYEES BY BASIC SCALE AND DIVISION / ATTACHED
DEPARTMENTS / SUBORDINATE OFFICES

DIVISION/OFFICE	DOMICILE	BASIC SCALE 1 to 16																
		1	2	3	4	5	6	7	8	9	10	11	12	13	14	15	16	TOTAL
18 Inter Provincial	G. TOTAL	1	1	0	0	0	0	3	0	1	0	0	0	0	6	0	2	14
Coordination Division,	TOTAL	1	1	0	0	0	0	1	0	0	0	0	0	0	5	0	1	9
Main, Islamabad.	Islamabad	0	0	0	0	0	0	0	0	0	0	0	0	0	2	0	0	2
	Punjab	1	1	0	0	0	0	0	0	0	0	0	0	0	2	0	1	5
	Sindh R	0	0	0	0	0	0	0	0	0	0	0	0	0	0	0	0	0
	Sindh U	0	0	0	0	0	0	0	0	0	0	0	0	0	0	0	0	0
	KP	0	0	0	0	0	0	0	0	0	0	0	0	0	1	0	0	1
	Balochistan	0	0	0	0	0	0	0	0	0	0	0	0	0	0	0	0	0
	AJ&K	0	0	0	0	0	0	1	0	0	0	0	0	0	0	0	0	1
	GB	0	0	0	0	0	0	0	0	0	0	0	0	0	0	0	0	0
	FATA	0	0	0	0	0	0	0	0	0	0	0	0	0	0	0	0	0
Inter Board Committee	TOTAL	0	0	0	0	0	0	2	0	1	0	0	0	0	1	0	1	5
of Chairman, Islamabad.	Islamabad	0	0	0	0	0	0	1	0	0	0	0	0	0	0	0	0	1
	Punjab	0	0	0	0	0	0	0	0	0	0	0	0	0	1	0	1	2
	Sindh R	0	0	0	0	0	0	1	0	0	0	0	0	0	0	0	0	1
	Sindh U	0	0	0	0	0	0	0	0	0	0	0	0	0	0	0	0	0
	KP	0	0	0	0	0	0	0	0	0	0	0	0	0	0	0	0	0
	Balochistan	0	0	0	0	0	0	0	0	0	0	0	0	0	0	0	0	0
	AJ&K	0	0	0	0	0	0	0	0	1	0	0	0	0	0	0	0	1
	GB	0	0	0	0	0	0	0	0	0	0	0	0	0	0	0	0	0
	FATA	0	0	0	0	0	0	0	0	0	0	0	0	0	0	0	0	0
19 Interior Division	G. TOTAL	31	251	120	1	293	2	72	20	176	1	7	1	4	39	2	33	1053
Main, Islamabad.	TOTAL	1	6	0	0	0	0	6	0	5	0	0	0	0	8	0	1	27
	Islamabad	0	0	0	0	0	0	0	0	0	0	0	0	0	0	0	0	0
	Punjab	1	6	0	0	0	0	6	0	5	0	0	0	0	8	0	1	27
	Sindh R	0	0	0	0	0	0	0	0	0	0	0	0	0	0	0	0	0
	Sindh U	0	0	0	0	0	0	0	0	0	0	0	0	0	0	0	0	0
	KP	0	0	0	0	0	0	0	0	0	0	0	0	0	0	0	0	0
	Balochistan	0	0	0	0	0	0	0	0	0	0	0	0	0	0	0	0	0
	AJ&K	0	0	0	0	0	0	0	0	0	0	0	0	0	0	0	0	0
	GB	0	0	0	0	0	0	0	0	0	0	0	0	0	0	0	0	0
	FATA	0	0	0	0	0	0	0	0	0	0	0	0	0	0	0	0	0
Directorate General of	TOTAL	0	2	0	0	0	0	9	0	0	0	0	0	0	3	0	13	27
Civil Defence,	Islamabad	0	0	0	0	0	0	1	0	0	0	0	0	0	0	0	0	1
Islamabad, Lahore,	Punjab	0	2	0	0	0	0	2	0	0	0	0	0	0	3	0	6	13
Karachi, Peshawar,	Sindh R	0	0	0	0	0	0	0	0	0	0	0	0	0	0	0	1	1
Quetta, Aj& K,	Sindh U	0	0	0	0	0	0	3	0	0	0	0	0	0	0	0	3	6
Muzaffarabad.	KP	0	0	0	0	0	0	1	0	0	0	0	0	0	0	0	2	3
	Balochistan	0	0	0	0	0	0	1	0	0	0	0	0	0	0	0	1	2
	AJ&K	0	0	0	0	0	0	1	0	0	0	0	0	0	0	0	0	1
	GB	0	0	0	0	0	0	0	0	0	0	0	0	0	0	0	0	0
	FATA	0	0	0	0	0	0	0	0	0	0	0	0	0	0	0	0	0

TABLE-25
DOMICILE WISE ACTUAL STRENGTH OF FEMALE EMPLOYEES BY BASIC SCALE AND DIVISION / ATTACHED
DEPARTMENTS / SUBORDINATE OFFICES

DIVISION/OFFICE	DOMICILE	BASIC SCALE 1 to 16																
		1	2	3	4	5	6	7	8	9	10	11	12	13	14	15	16	TOTAL
Directorate General of	TOTAL	2	0	0	0	0	0	2	0	2	1	7	0	0	0	0	1	15
Immigration and	Islamabad	0	0	0	0	0	0	1	0	0	0	0	0	0	0	0	0	1
Passports, HQ	Punjab	0	0	0	0	0	0	1	0	0	1	4	0	0	0	0	1	7
Islamabad.	Sindh R	1	0	0	0	0	0	0	0	2	0	1	0	0	0	0	0	4
	Sindh U	1	0	0	0	0	0	0	0	0	0	1	0	0	0	0	0	2
	KP	0	0	0	0	0	0	0	0	0	0	1	0	0	0	0	0	1
	Balochistan	0	0	0	0	0	0	0	0	0	0	0	0	0	0	0	0	0
	AJ&K	0	0	0	0	0	0	0	0	0	0	0	0	0	0	0	0	0
	GB	0	0	0	0	0	0	0	0	0	0	0	0	0	0	0	0	0
	FATA	0	0	0	0	0	0	0	0	0	0	0	0	0	0	0	0	0
Federal Investigation	TOTAL	0	7	1	0	47	0	12	0	135	0	0	0	0	24	0	6	232
Agency, HQ. Islamabad.	Islamabad	0	0	1	0	20	0	0	0	46	0	0	0	0	1	0	0	68
	Punjab	0	6	0	0	20	0	8	0	40	0	0	0	0	20	0	6	100
	Sindh R	0	0	0	0	0	0	0	0	17	0	0	0	0	1	0	0	18
	Sindh U	0	1	0	0	1	0	3	0	20	0	0	0	0	1	0	0	26
	KP	0	0	0	0	4	0	1	0	6	0	0	0	0	1	0	0	12
	Balochistan	0	0	0	0	2	0	0	0	6	0	0	0	0	0	0	0	8
	AJ&K	0	0	0	0	0	0	0	0	0	0	0	0	0	0	0	0	0
	GB	0	0	0	0	0	0	0	0	0	0	0	0	0	0	0	0	0
	FATA	0	0	0	0	0	0	0	0	0	0	0	0	0	0	0	0	0
Islamabad Capital	TOTAL	2	2	0	1	152	0	30	2	33	0	0	1	0	3	2	0	228
Territory	Islamabad	0	1	0	0	17	0	2	0	3	0	0	0	0	0	1	0	24
Administration,	Punjab	2	0	0	0	120	0	26	0	26	0	0	1	0	2	1	0	178
Islamabad.	Sindh R	0	0	0	0	2	0	0	0	0	0	0	0	0	0	0	0	2
	Sindh U	0	1	0	0	1	0	0	0	0	0	0	0	0	0	0	0	2
	KP	0	0	0	0	10	0	1	0	3	0	0	0	0	1	0	0	15
	Balochistan	0	0	0	1	0	0	0	0	0	0	0	0	0	0	0	0	1
	AJ&K	0	0	0	0	2	0	1	0	0	0	0	0	0	0	0	0	3
	GB	0	0	0	0	0	0	0	0	1	0	0	0	0	0	0	0	1
	FATA	0	0	0	0	0	0	0	2	0	0	0	0	0	0	0	0	2
National Academy for	TOTAL	0	0	0	0	0	0	0	0	0	0	0	0	0	0	0	0	0
Prisons Administration,	Islamabad	0	0	0	0	0	0	0	0	0	0	0	0	0	0	0	0	0
Lahore.	Punjab	0	0	0	0	0	0	0	0	0	0	0	0	0	0	0	0	0
	Sindh R	0	0	0	0	0	0	0	0	0	0	0	0	0	0	0	0	0
	Sindh U	0	0	0	0	0	0	0	0	0	0	0	0	0	0	0	0	0
	KP	0	0	0	0	0	0	0	0	0	0	0	0	0	0	0	0	0
	Balochistan	0	0	0	0	0	0	0	0	0	0	0	0	0	0	0	0	0
	AJ&K	0	0	0	0	0	0	0	0	0	0	0	0	0	0	0	0	0
	GB	0	0	0	0	0	0	0	0	0	0	0	0	0	0	0	0	0
	FATA	0	0	0	0	0	0	0	0	0	0	0	0	0	0	0	0	0

TABLE-25
DOMICILE WISE ACTUAL STRENGTH OF FEMALE EMPLOYEES BY BASIC SCALE AND DIVISION / ATTACHED
DEPARTMENTS / SUBORDINATE OFFICES

DIVISION/OFFICE	DOMICILE	BASIC SCALE 1 to 16																
		1	2	3	4	5	6	7	8	9	10	11	12	13	14	15	16	TOTAL
HQ Gilgit Baltistan Scouts	TOTAL	0	0	0	0	0	0	0	0	0	0	0	0	0	0	0	0	0
Gilgit.	Islamabad	0	0	0	0	0	0	0	0	0	0	0	0	0	0	0	0	0
	Punjab	0	0	0	0	0	0	0	0	0	0	0	0	0	0	0	0	0
	Sindh R	0	0	0	0	0	0	0	0	0	0	0	0	0	0	0	0	0
	Sindh U	0	0	0	0	0	0	0	0	0	0	0	0	0	0	0	0	0
	KP	0	0	0	0	0	0	0	0	0	0	0	0	0	0	0	0	0
	Balochistan	0	0	0	0	0	0	0	0	0	0	0	0	0	0	0	0	0
	AJ&K	0	0	0	0	0	0	0	0	0	0	0	0	0	0	0	0	0
	GB	0	0	0	0	0	0	0	0	0	0	0	0	0	0	0	0	0
	FATA	0	0	0	0	0	0	0	0	0	0	0	0	0	0	0	0	0
HQ Frontier	TOTAL	18	0	0	0	3	0	0	0	0	0	0	0	0	0	0	0	21
Constabulary KPK, Peshawar.	Islamabad	0	0	0	0	0	0	0	0	0	0	0	0	0	0	0	0	0
	Punjab	0	0	0	0	0	0	0	0	0	0	0	0	0	0	0	0	0
	Sindh R	0	0	0	0	0	0	0	0	0	0	0	0	0	0	0	0	0
	Sindh U	0	0	0	0	0	0	0	0	0	0	0	0	0	0	0	0	0
	KP	18	0	0	0	3	0	0	0	0	0	0	0	0	0	0	0	21
	Balochistan	0	0	0	0	0	0	0	0	0	0	0	0	0	0	0	0	0
	AJ&K	0	0	0	0	0	0	0	0	0	0	0	0	0	0	0	0	0
	GB	0	0	0	0	0	0	0	0	0	0	0	0	0	0	0	0	0
	FATA	0	0	0	0	0	0	0	0	0	0	0	0	0	0	0	0	0
HQ Frontier Corps	TOTAL	0	0	119	0	0	0	0	0	0	0	0	0	1	0	0	0	120
Balochistan, Quetta.	Islamabad	0	0	0	0	0	0	0	0	0	0	0	0	0	0	0	0	0
	Punjab	0	0	109	0	0	0	0	0	0	0	0	0	0	0	0	0	109
	Sindh R	0	0	0	0	0	0	0	0	0	0	0	0	0	0	0	0	0
	Sindh U	0	0	0	0	0	0	0	0	0	0	0	0	0	0	0	0	0
	KP	0	0	8	0	0	0	0	0	0	0	0	0	0	1	0	0	9
	Balochistan	0	0	2	0	0	0	0	0	0	0	0	0	0	0	0	0	2
	AJ&K	0	0	0	0	0	0	0	0	0	0	0	0	0	0	0	0	0
	GB	0	0	0	0	0	0	0	0	0	0	0	0	0	0	0	0	0
	FATA	0	0	0	0	0	0	0	0	0	0	0	0	0	0	0	0	0
HQ Pakistan Rangers	TOTAL	0	71	0	0	36	2	3	3	0	0	0	2	0	0	2	0	119
Punjab, Lahore.	Islamabad	0	0	0	0	0	0	0	0	0	0	0	0	0	0	0	0	0
	Punjab	0	69	0	0	35	2	3	3	0	0	0	2	0	0	2	0	116
	Sindh R	0	0	0	0	0	0	0	0	0	0	0	0	0	0	0	0	0
	Sindh U	0	0	0	0	0	0	0	0	0	0	0	0	0	0	0	0	0
	KP	0	2	0	0	1	0	0	0	0	0	0	0	0	0	0	0	3
	Balochistan	0	0	0	0	0	0	0	0	0	0	0	0	0	0	0	0	0
	AJ&K	0	0	0	0	0	0	0	0	0	0	0	0	0	0	0	0	0
	GB	0	0	0	0	0	0	0	0	0	0	0	0	0	0	0	0	0
	FATA	0	0	0	0	0	0	0	0	0	0	0	0	0	0	0	0	0

TABLE-25
DOMICILE WISE ACTUAL STRENGTH OF FEMALE EMPLOYEES BY BASIC SCALE AND DIVISION / ATTACHED
DEPARTMENTS / SUBORDINATE OFFICES

DIVISION/OFFICE	DOMICILE	BASIC SCALE 1 to 16																
		1	2	3	4	5	6	7	8	9	10	11	12	13	14	15	16	TOTAL
HQ Pakistan Rangers	TOTAL	0	26	0	0	15	0	8	14	1	0	0	0	2	0	0	10	76
Sindh, Karachi.	Islamabad	0	0	0	0	0	0	0	0	0	0	0	0	0	0	0	0	0
	Punjab	0	3	0	0	5	0	0	3	0	0	0	0	0	0	0	2	13
	Sindh R	0	2	0	0	0	0	1	4	0	0	0	0	0	0	0	0	7
	Sindh U	0	21	0	0	9	0	7	7	1	0	0	0	2	0	0	8	55
	KP	0	0	0	0	1	0	0	0	0	0	0	0	0	0	0	0	1
	Balochistan	0	0	0	0	0	0	0	0	0	0	0	0	0	0	0	0	0
	AJ&K	0	0	0	0	0	0	0	0	0	0	0	0	0	0	0	0	0
	GB	0	0	0	0	0	0	0	0	0	0	0	0	0	0	0	0	0
	FATA	0	0	0	0	0	0	0	0	0	0	0	0	0	0	0	0	0
Pakistan Coast Guards,	TOTAL	8	0	0	0	0	0	0	1	0	0	0	0	0	0	0	0	9
Karachi.	Islamabad	0	0	0	0	0	0	0	0	0	0	0	0	0	0	0	0	0
	Punjab	3	0	0	0	0	0	0	0	0	0	0	0	0	0	0	0	3
	Sindh R	0	0	0	0	0	0	0	0	0	0	0	0	0	0	0	0	0
	Sindh U	5	0	0	0	0	0	0	1	0	0	0	0	0	0	0	0	6
	KP	0	0	0	0	0	0	0	0	0	0	0	0	0	0	0	0	0
	Balochistan	0	0	0	0	0	0	0	0	0	0	0	0	0	0	0	0	0
	AJ&K	0	0	0	0	0	0	0	0	0	0	0	0	0	0	0	0	0
	GB	0	0	0	0	0	0	0	0	0	0	0	0	0	0	0	0	0
	FATA	0	0	0	0	0	0	0	0	0	0	0	0	0	0	0	0	0
HQ Frontier Corps	TOTAL	0	137	0	0	40	0	2	0	0	0	0	0	0	0	0	0	179
KPK, Peshawar.	Islamabad	0	0	0	0	0	0	0	0	0	0	0	0	0	0	0	0	0
	Punjab	0	95	0	0	0	0	1	0	0	0	0	0	0	0	0	0	96
	Sindh R	0	0	0	0	0	0	0	0	0	0	0	0	0	0	0	0	0
	Sindh U	0	0	0	0	0	0	0	0	0	0	0	0	0	0	0	0	0
	KP	0	28	0	0	39	0	1	0	0	0	0	0	0	0	0	0	68
	Balochistan	0	0	0	0	0	0	0	0	0	0	0	0	0	0	0	0	0
	AJ&K	0	0	0	0	0	0	0	0	0	0	0	0	0	0	0	0	0
	GB	0	0	0	0	0	0	0	0	0	0	0	0	0	0	0	0	0
	FATA	0	14	0	0	1	0	0	0	0	0	0	0	0	0	0	0	15
20 Kashmir Affairs &	G. TOTAL	1	193	380	20	290	23	281	9	800	21	115	28	0	130	10	161	2462
Gilgit Baltistan Division	TOTAL	0	0	0	0	0	0	1	0	0	0	0	0	5	0	1	7	
Main, Islamabad.	Islamabad	0	0	0	0	0	0	0	0	0	0	0	0	0	0	0	0	0
	Punjab	0	0	0	0	0	0	1	0	0	0	0	0	0	3	0	1	5
	Sindh R	0	0	0	0	0	0	0	0	0	0	0	0	0	0	0	0	0
	Sindh U	0	0	0	0	0	0	0	0	0	0	0	0	0	2	0	0	2
	KP	0	0	0	0	0	0	0	0	0	0	0	0	0	0	0	0	0
	Balochistan	0	0	0	0	0	0	0	0	0	0	0	0	0	0	0	0	0
	AJ&K	0	0	0	0	0	0	0	0	0	0	0	0	0	0	0	0	0
	GB	0	0	0	0	0	0	0	0	0	0	0	0	0	0	0	0	0
	FATA	0	0	0	0	0	0	0	0	0	0	0	0	0	0	0	0	0

TABLE-25
DOMICILE WISE ACTUAL STRENGTH OF FEMALE EMPLOYEES BY BASIC SCALE AND DIVISION / ATTACHED
DEPARTMENTS / SUBORDINATE OFFICES

DIVISION/OFFICE	DOMICILE	BASIC SCALE 1 to 16																	
		1	2	3	4	5	6	7	8	9	10	11	12	13	14	15	16	TOTAL	
Directorate of Health	TOTAL	0	0	0	0	0	0	0	0	0	0	0	0	0	0	0	0	0	
Services AK, Rawalpindi.	Islamabad	0	0	0	0	0	0	0	0	0	0	0	0	0	0	0	0	0	
	Punjab	0	0	0	0	0	0	0	0	0	0	0	0	0	0	0	0	0	
	Sindh R	0	0	0	0	0	0	0	0	0	0	0	0	0	0	0	0	0	
	Sindh U	0	0	0	0	0	0	0	0	0	0	0	0	0	0	0	0	0	
	KP	0	0	0	0	0	0	0	0	0	0	0	0	0	0	0	0	0	
	Balochistan	0	0	0	0	0	0	0	0	0	0	0	0	0	0	0	0	0	
	AJ&K	0	0	0	0	0	0	0	0	0	0	0	0	0	0	0	0	0	
	GB	0	0	0	0	0	0	0	0	0	0	0	0	0	0	0	0	0	
	FATA	0	0	0	0	0	0	0	0	0	0	0	0	0	0	0	0	0	
Jammu & Kashmir	TOTAL	0	0	0	0	0	0	0	0	0	0	0	0	0	0	0	0	0	
Refugees	Islamabad	0	0	0	0	0	0	0	0	0	0	0	0	0	0	0	0	0	
Rehabilitation	Punjab	0	0	0	0	0	0	0	0	0	0	0	0	0	0	0	0	0	
Organization, Islamabad.	Sindh R	0	0	0	0	0	0	0	0	0	0	0	0	0	0	0	0	0	
	Sindh U	0	0	0	0	0	0	0	0	0	0	0	0	0	0	0	0	0	
	KP	0	0	0	0	0	0	0	0	0	0	0	0	0	0	0	0	0	
	Balochistan	0	0	0	0	0	0	0	0	0	0	0	0	0	0	0	0	0	
	AJ&K	0	0	0	0	0	0	0	0	0	0	0	0	0	0	0	0	0	
	GB	0	0	0	0	0	0	0	0	0	0	0	0	0	0	0	0	0	
	FATA	0	0	0	0	0	0	0	0	0	0	0	0	0	0	0	0	0	
	Office of the	TOTAL	1	0	0	0	0	0	0	0	0	0	0	0	0	0	0	0	1
	Administrator J & K	Islamabad	0	0	0	0	0	0	0	0	0	0	0	0	0	0	0	0	0
State Property in Pakistan, Lahore.	Punjab	1	0	0	0	0	0	0	0	0	0	0	0	0	0	0	0	1	
	Sindh R	0	0	0	0	0	0	0	0	0	0	0	0	0	0	0	0	0	
	Sindh U	0	0	0	0	0	0	0	0	0	0	0	0	0	0	0	0	0	
	KP	0	0	0	0	0	0	0	0	0	0	0	0	0	0	0	0	0	
	Balochistan	0	0	0	0	0	0	0	0	0	0	0	0	0	0	0	0	0	
	AJ&K	0	0	0	0	0	0	0	0	0	0	0	0	0	0	0	0	0	
	GB	0	0	0	0	0	0	0	0	0	0	0	0	0	0	0	0	0	
	FATA	0	0	0	0	0	0	0	0	0	0	0	0	0	0	0	0	0	
	Office of the Chief	TOTAL	0	193	380	20	290	23	280	9	800	21	115	28	0	125	10	160	2454
Secretary, Gilgit	Islamabad	0	0	0	0	0	0	0	0	0	0	0	0	0	0	0	0	0	
Baltistan.	Punjab	0	0	0	0	0	0	0	0	0	0	0	0	0	0	0	0	0	
	Sindh R	0	0	0	0	0	0	0	0	0	0	0	0	0	0	0	0	0	
	Sindh U	0	0	0	0	0	0	0	0	0	0	0	0	0	0	0	0	0	
	KP	0	0	0	0	0	0	0	0	0	0	0	0	0	0	0	0	0	
	Balochistan	0	0	0	0	0	0	0	0	0	0	0	0	0	0	0	0	0	
	AJ&K	0	0	0	0	0	0	0	0	0	0	0	0	0	0	0	0	0	
	GB	0	193	380	20	290	23	280	9	800	21	115	28	0	125	10	160	2454	
	FATA	0	0	0	0	0	0	0	0	0	0	0	0	0	0	0	0	0	

TABLE-25
DOMICILE WISE ACTUAL STRENGTH OF FEMALE EMPLOYEES BY BASIC SCALE AND DIVISION / ATTACHED
DEPARTMENTS / SUBORDINATE OFFICES

DIVISION/OFFICE	DOMICILE	BASIC SCALE 1 to 16																
		1	2	3	4	5	6	7	8	9	10	11	12	13	14	15	16	TOTAL
21 Law, Justice and	G. TOTAL	2	13	1	0	0	1	15	1	16	5	0	0	0	12	2	14	82
Human Rights Division	TOTAL	2	6	0	0	0	1	5	1	7	1	0	0	0	10	1	9	43
Main, Islamabad.	Islamabad	0	1	0	0	0	0	0	0	0	0	0	0	0	1	0	2	4
	Punjab	1	5	0	0	0	1	4	0	4	0	0	0	0	6	0	6	27
	Sindh R	0	0	0	0	0	0	1	1	0	0	0	0	0	0	0	1	3
	Sindh U	0	0	0	0	0	0	0	0	1	0	0	0	0	1	1	0	3
	KP	0	0	0	0	0	0	0	0	0	0	0	0	0	2	0	0	2
	Balochistan	0	0	0	0	0	0	0	0	1	0	0	0	0	0	0	0	1
	AJ&K	0	0	0	0	0	0	0	0	1	0	0	0	0	0	0	0	1
	GB	1	0	0	0	0	0	0	0	0	1	0	0	0	0	0	0	2
	FATA	0	0	0	0	0	0	0	0	0	0	0	0	0	0	0	0	0
Accountability Courts,	TOTAL	0	0	1	0	0	0	0	0	0	0	0	0	0	1	0	0	2
(Over all Pakistan).	Islamabad	0	0	0	0	0	0	0	0	0	0	0	0	0	0	0	0	0
	Punjab	0	0	0	0	0	0	0	0	0	0	0	0	0	1	0	0	1
	Sindh R	0	0	1	0	0	0	0	0	0	0	0	0	0	0	0	0	1
	Sindh U	0	0	0	0	0	0	0	0	0	0	0	0	0	0	0	0	0
	KP	0	0	0	0	0	0	0	0	0	0	0	0	0	0	0	0	0
	Balochistan	0	0	0	0	0	0	0	0	0	0	0	0	0	0	0	0	0
	AJ&K	0	0	0	0	0	0	0	0	0	0	0	0	0	0	0	0	0
	GB	0	0	0	0	0	0	0	0	0	0	0	0	0	0	0	0	0
	FATA	0	0	0	0	0	0	0	0	0	0	0	0	0	0	0	0	0
Appellate Tribunal	TOTAL	0	2	0	0	0	0	3	0	6	4	0	0	0	1	0	4	20
Inland Revenue,	Islamabad	0	1	0	0	0	0	0	0	0	0	0	0	0	1	0	0	2
Islamabad, Rawalpindi,	Punjab	0	0	0	0	0	0	2	0	4	3	0	0	0	0	0	4	13
Lahore, Karachi	Sindh R	0	0	0	0	0	0	0	0	0	0	0	0	0	0	0	0	0
Peshawar.	Sindh U	0	1	0	0	0	0	1	0	2	1	0	0	0	0	0	0	5
	KP	0	0	0	0	0	0	0	0	0	0	0	0	0	0	0	0	0
	Balochistan	0	0	0	0	0	0	0	0	0	0	0	0	0	0	0	0	0
	AJ&K	0	0	0	0	0	0	0	0	0	0	0	0	0	0	0	0	0
	GB	0	0	0	0	0	0	0	0	0	0	0	0	0	0	0	0	0
	FATA	0	0	0	0	0	0	0	0	0	0	0	0	0	0	0	0	0
Banking Courts,	TOTAL	0	4	0	0	0	0	0	0	2	0	0	0	0	0	0	0	6
(Over all Pakistan).	Islamabad	0	0	0	0	0	0	0	0	0	0	0	0	0	0	0	0	0
	Punjab	0	1	0	0	0	0	0	0	1	0	0	0	0	0	0	0	2
	Sindh R	0	2	0	0	0	0	0	0	0	0	0	0	0	0	0	0	2
	Sindh U	0	0	0	0	0	0	0	0	0	0	0	0	0	0	0	0	0
	KP	0	1	0	0	0	0	0	0	1	0	0	0	0	0	0	0	2
	Balochistan	0	0	0	0	0	0	0	0	0	0	0	0	0	0	0	0	0
	AJ&K	0	0	0	0	0	0	0	0	0	0	0	0	0	0	0	0	0
	GB	0	0	0	0	0	0	0	0	0	0	0	0	0	0	0	0	0
	FATA	0	0	0	0	0	0	0	0	0	0	0	0	0	0	0	0	0

TABLE-25
DOMICILE WISE ACTUAL STRENGTH OF FEMALE EMPLOYEES BY BASIC SCALE AND DIVISION / ATTACHED
DEPARTMENTS / SUBORDINATE OFFICES

DIVISION/OFFICE	DOMICILE	BASIC SCALE 1 to 16																
		1	2	3	4	5	6	7	8	9	10	11	12	13	14	15	16	TOTAL
Commercial Courts,	TOTAL	0	0	0	0	0	0	0	0	0	0	0	0	0	0	0	0	0
Karachi, Lahore.	Islamabad	0	0	0	0	0	0	0	0	0	0	0	0	0	0	0	0	0
	Punjab	0	0	0	0	0	0	0	0	0	0	0	0	0	0	0	0	0
	Sindh R	0	0	0	0	0	0	0	0	0	0	0	0	0	0	0	0	0
	Sindh U	0	0	0	0	0	0	0	0	0	0	0	0	0	0	0	0	0
	KP	0	0	0	0	0	0	0	0	0	0	0	0	0	0	0	0	0
	Balochistan	0	0	0	0	0	0	0	0	0	0	0	0	0	0	0	0	0
	AJ&K	0	0	0	0	0	0	0	0	0	0	0	0	0	0	0	0	0
	GB	0	0	0	0	0	0	0	0	0	0	0	0	0	0	0	0	0
	FATA	0	0	0	0	0	0	0	0	0	0	0	0	0	0	0	0	0
Customs, Excise &	TOTAL	0	0	0	0	0	0	0	0	1	0	0	0	0	0	0	0	1
Sales Tax Appellate Tribunal, (Over all Pakistan).	Islamabad	0	0	0	0	0	0	0	0	0	0	0	0	0	0	0	0	0
	Punjab	0	0	0	0	0	0	0	0	1	0	0	0	0	0	0	0	1
	Sindh R	0	0	0	0	0	0	0	0	0	0	0	0	0	0	0	0	0
	Sindh U	0	0	0	0	0	0	0	0	0	0	0	0	0	0	0	0	0
	KP	0	0	0	0	0	0	0	0	0	0	0	0	0	0	0	0	0
	Balochistan	0	0	0	0	0	0	0	0	0	0	0	0	0	0	0	0	0
	AJ&K	0	0	0	0	0	0	0	0	0	0	0	0	0	0	0	0	0
	GB	0	0	0	0	0	0	0	0	0	0	0	0	0	0	0	0	0
	FATA	0	0	0	0	0	0	0	0	0	0	0	0	0	0	0	0	0
Drug Courts, (Over all Pakistan).	TOTAL	0	0	0	0	0	0	0	0	0	0	0	0	0	0	0	0	0
Environmental Protection Tribunal, Karachi, Lahore, Peshawar, Quetta.	Islamabad	0	0	0	0	0	0	0	0	0	0	0	0	0	0	0	0	0
	Punjab	0	0	0	0	0	0	0	0	0	0	0	0	0	0	0	0	0
	Sindh R	0	0	0	0	0	0	0	0	0	0	0	0	0	0	0	0	0
	Sindh U	0	0	0	0	0	0	0	0	0	0	0	0	0	0	0	0	0
	KP	0	0	0	0	0	0	0	0	0	0	0	0	0	0	0	0	0
	Balochistan	0	0	0	0	0	0	0	0	0	0	0	0	0	0	0	0	0
	AJ&K	0	0	0	0	0	0	0	0	0	0	0	0	0	0	0	0	0
	GB	0	0	0	0	0	0	0	0	0	0	0	0	0	0	0	0	0
	FATA	0	0	0	0	0	0	0	0	0	0	0	0	0	0	0	0	0

TABLE-25
DOMICILE WISE ACTUAL STRENGTH OF FEMALE EMPLOYEES BY BASIC SCALE AND DIVISION / ATTACHED
DEPARTMENTS / SUBORDINATE OFFICES

DIVISION/OFFICE	DOMICILE	BASIC SCALE 1 to 16																
		1	2	3	4	5	6	7	8	9	10	11	12	13	14	15	16	TOTAL
Federal Service	TOTAL	0	0	0	0	0	0	0	0	0	0	0	0	0	0	0	0	0
Tribunal, Islamabad.	Islamabad	0	0	0	0	0	0	0	0	0	0	0	0	0	0	0	0	0
	Punjab	0	0	0	0	0	0	0	0	0	0	0	0	0	0	0	0	0
	Sindh R	0	0	0	0	0	0	0	0	0	0	0	0	0	0	0	0	0
	Sindh U	0	0	0	0	0	0	0	0	0	0	0	0	0	0	0	0	0
	KP	0	0	0	0	0	0	0	0	0	0	0	0	0	0	0	0	0
	Balochistan	0	0	0	0	0	0	0	0	0	0	0	0	0	0	0	0	0
	AJ&K	0	0	0	0	0	0	0	0	0	0	0	0	0	0	0	0	0
	GB	0	0	0	0	0	0	0	0	0	0	0	0	0	0	0	0	0
	FATA	0	0	0	0	0	0	0	0	0	0	0	0	0	0	0	0	0
Federal Shariat Court, Islamabad.	TOTAL	0	1	0	0	0	0	2	0	0	0	0	0	0	0	1	0	4
	Islamabad	0	0	0	0	0	0	0	0	0	0	0	0	0	0	0	0	0
	Punjab	0	0	0	0	0	0	1	0	0	0	0	0	0	0	1	0	2
	Sindh R	0	0	0	0	0	0	0	0	0	0	0	0	0	0	0	0	0
	Sindh U	0	1	0	0	0	0	1	0	0	0	0	0	0	0	0	0	2
	KP	0	0	0	0	0	0	0	0	0	0	0	0	0	0	0	0	0
	Balochistan	0	0	0	0	0	0	0	0	0	0	0	0	0	0	0	0	0
	AJ&K	0	0	0	0	0	0	0	0	0	0	0	0	0	0	0	0	0
	GB	0	0	0	0	0	0	0	0	0	0	0	0	0	0	0	0	0
FATA	0	0	0	0	0	0	0	0	0	0	0	0	0	0	0	0	0	
Foreign Exchange	TOTAL	0	0	0	0	0	0	0	0	0	0	0	0	0	0	0	0	0
Regulation Appellate	Islamabad	0	0	0	0	0	0	0	0	0	0	0	0	0	0	0	0	0
Board, Karachi, Lahore.	Punjab	0	0	0	0	0	0	0	0	0	0	0	0	0	0	0	0	0
	Sindh R	0	0	0	0	0	0	0	0	0	0	0	0	0	0	0	0	0
	Sindh U	0	0	0	0	0	0	0	0	0	0	0	0	0	0	0	0	0
	KP	0	0	0	0	0	0	0	0	0	0	0	0	0	0	0	0	0
	Balochistan	0	0	0	0	0	0	0	0	0	0	0	0	0	0	0	0	0
	AJ&K	0	0	0	0	0	0	0	0	0	0	0	0	0	0	0	0	0
	GB	0	0	0	0	0	0	0	0	0	0	0	0	0	0	0	0	0
	FATA	0	0	0	0	0	0	0	0	0	0	0	0	0	0	0	0	0
	Implementation of National Plan of Action for Children	TOTAL	0	0	0	0	0	0	0	0	0	0	0	0	0	0	0	0
Islamabad.	Islamabad	0	0	0	0	0	0	0	0	0	0	0	0	0	0	0	0	0
	Punjab	0	0	0	0	0	0	0	0	0	0	0	0	0	0	0	0	0
	Sindh R	0	0	0	0	0	0	0	0	0	0	0	0	0	0	0	0	0
	Sindh U	0	0	0	0	0	0	0	0	0	0	0	0	0	0	0	0	0
	KP	0	0	0	0	0	0	0	0	0	0	0	0	0	0	0	0	0
	Balochistan	0	0	0	0	0	0	0	0	0	0	0	0	0	0	0	0	0
	AJ&K	0	0	0	0	0	0	0	0	0	0	0	0	0	0	0	0	0
GB	0	0	0	0	0	0	0	0	0	0	0	0	0	0	0	0	0	
FATA	0	0	0	0	0	0	0	0	0	0	0	0	0	0	0	0	0	

TABLE-25
DOMICILE WISE ACTUAL STRENGTH OF FEMALE EMPLOYEES BY BASIC SCALE AND DIVISION / ATTACHED DEPARTMENTS / SUBORDINATE OFFICES

DIVISION/OFFICE	DOMICILE	BASIC SCALE 1 to 16																
		1	2	3	4	5	6	7	8	9	10	11	12	13	14	15	16	TOTAL
Insurance Appellate	TOTAL	0	0	0	0	0	0	0	0	0	0	0	0	0	0	0	0	0
Tribunal, Karachi.	Islamabad	0	0	0	0	0	0	0	0	0	0	0	0	0	0	0	0	0
	Punjab	0	0	0	0	0	0	0	0	0	0	0	0	0	0	0	0	0
	Sindh R	0	0	0	0	0	0	0	0	0	0	0	0	0	0	0	0	0
	Sindh U	0	0	0	0	0	0	0	0	0	0	0	0	0	0	0	0	0
	KP	0	0	0	0	0	0	0	0	0	0	0	0	0	0	0	0	0
	Balochistan	0	0	0	0	0	0	0	0	0	0	0	0	0	0	0	0	0
	AJ&K	0	0	0	0	0	0	0	0	0	0	0	0	0	0	0	0	0
	GB	0	0	0	0	0	0	0	0	0	0	0	0	0	0	0	0	0
	FATA	0	0	0	0	0	0	0	0	0	0	0	0	0	0	0	0	0
	Law & Justice	TOTAL	0	0	0	0	0	0	1	0	0	0	0	0	0	0	0	0
Commission of Pakistan, Islamabad.	Islamabad	0	0	0	0	0	0	0	0	0	0	0	0	0	0	0	0	0
	Punjab	0	0	0	0	0	0	1	0	0	0	0	0	0	0	0	0	1
	Sindh R	0	0	0	0	0	0	0	0	0	0	0	0	0	0	0	0	0
	Sindh U	0	0	0	0	0	0	0	0	0	0	0	0	0	0	0	0	0
	KP	0	0	0	0	0	0	0	0	0	0	0	0	0	0	0	0	0
	Balochistan	0	0	0	0	0	0	0	0	0	0	0	0	0	0	0	0	0
	AJ&K	0	0	0	0	0	0	0	0	0	0	0	0	0	0	0	0	0
	GB	0	0	0	0	0	0	0	0	0	0	0	0	0	0	0	0	0
	FATA	0	0	0	0	0	0	0	0	0	0	0	0	0	0	0	0	0
	National Child Protection Centre (NCPC)	TOTAL	0	0	0	0	0	0	0	0	0	0	0	0	0	0	0	1
Islamabad.	Islamabad	0	0	0	0	0	0	0	0	0	0	0	0	0	0	0	1	1
	Punjab	0	0	0	0	0	0	0	0	0	0	0	0	0	0	0	0	0
	Sindh R	0	0	0	0	0	0	0	0	0	0	0	0	0	0	0	0	0
	Sindh U	0	0	0	0	0	0	0	0	0	0	0	0	0	0	0	0	0
	KP	0	0	0	0	0	0	0	0	0	0	0	0	0	0	0	0	0
	Balochistan	0	0	0	0	0	0	0	0	0	0	0	0	0	0	0	0	0
	AJ&K	0	0	0	0	0	0	0	0	0	0	0	0	0	0	0	0	0
	GB	0	0	0	0	0	0	0	0	0	0	0	0	0	0	0	0	0
	FATA	0	0	0	0	0	0	0	0	0	0	0	0	0	0	0	0	0
	National Commission for the Child Welfare Development	TOTAL	0	0	0	0	0	0	0	0	0	0	0	0	0	0	0	0
Islamabad.	Islamabad	0	0	0	0	0	0	0	0	0	0	0	0	0	0	0	0	0
	Punjab	0	0	0	0	0	0	0	0	0	0	0	0	0	0	0	0	0
	Sindh R	0	0	0	0	0	0	0	0	0	0	0	0	0	0	0	0	0
	Sindh U	0	0	0	0	0	0	0	0	0	0	0	0	0	0	0	0	0
	KP	0	0	0	0	0	0	0	0	0	0	0	0	0	0	0	0	0
	Balochistan	0	0	0	0	0	0	0	0	0	0	0	0	0	0	0	0	0
	AJ&K	0	0	0	0	0	0	0	0	0	0	0	0	0	0	0	0	0
	GB	0	0	0	0	0	0	0	0	0	0	0	0	0	0	0	0	0
	FATA	0	0	0	0	0	0	0	0	0	0	0	0	0	0	0	0	0

TABLE-25
DOMICILE WISE ACTUAL STRENGTH OF FEMALE EMPLOYEES BY BASIC SCALE AND DIVISION / ATTACHED
DEPARTMENTS / SUBORDINATE OFFICES

DIVISION/OFFICE	DOMICILE	BASIC SCALE 1 to 16																
		1	2	3	4	5	6	7	8	9	10	11	12	13	14	15	16	TOTAL
Office of the Attorney	TOTAL	0	0	0	0	0	0	4	0	0	0	0	0	0	0	0	0	4
General/Deputy Attorney	Islamabad	0	0	0	0	0	0	0	0	0	0	0	0	0	0	0	0	0
General's and Standing	Punjab	0	0	0	0	0	0	1	0	0	0	0	0	0	0	0	0	1
Council, Head Office	Sindh R	0	0	0	0	0	0	2	0	0	0	0	0	0	0	0	0	2
Islamabad.	Sindh U	0	0	0	0	0	0	0	0	0	0	0	0	0	0	0	0	0
	KP	0	0	0	0	0	0	1	0	0	0	0	0	0	0	0	0	1
	Balochistan	0	0	0	0	0	0	0	0	0	0	0	0	0	0	0	0	0
	AJ&K	0	0	0	0	0	0	0	0	0	0	0	0	0	0	0	0	0
	GB	0	0	0	0	0	0	0	0	0	0	0	0	0	0	0	0	0
	FATA	0	0	0	0	0	0	0	0	0	0	0	0	0	0	0	0	0
Regional Directorate of	TOTAL	0	0	0	0	0	0	0	0	0	0	0	0	0	0	0	0	0
Human Rights, Lahore,	Islamabad	0	0	0	0	0	0	0	0	0	0	0	0	0	0	0	0	0
Karachi, Peshawar,	Punjab	0	0	0	0	0	0	0	0	0	0	0	0	0	0	0	0	0
Quetta	Sindh R	0	0	0	0	0	0	0	0	0	0	0	0	0	0	0	0	0
	Sindh U	0	0	0	0	0	0	0	0	0	0	0	0	0	0	0	0	0
	KP	0	0	0	0	0	0	0	0	0	0	0	0	0	0	0	0	0
	Balochistan	0	0	0	0	0	0	0	0	0	0	0	0	0	0	0	0	0
	AJ&K	0	0	0	0	0	0	0	0	0	0	0	0	0	0	0	0	0
	GB	0	0	0	0	0	0	0	0	0	0	0	0	0	0	0	0	0
	FATA	0	0	0	0	0	0	0	0	0	0	0	0	0	0	0	0	0
Special Courts (CNS),	TOTAL	0	0	0	0	0	0	0	0	0	0	0	0	0	0	0	0	0
(Over all Pakistan).	Islamabad	0	0	0	0	0	0	0	0	0	0	0	0	0	0	0	0	0
	Punjab	0	0	0	0	0	0	0	0	0	0	0	0	0	0	0	0	0
	Sindh R	0	0	0	0	0	0	0	0	0	0	0	0	0	0	0	0	0
	Sindh U	0	0	0	0	0	0	0	0	0	0	0	0	0	0	0	0	0
	KP	0	0	0	0	0	0	0	0	0	0	0	0	0	0	0	0	0
	Balochistan	0	0	0	0	0	0	0	0	0	0	0	0	0	0	0	0	0
	AJ&K	0	0	0	0	0	0	0	0	0	0	0	0	0	0	0	0	0
	GB	0	0	0	0	0	0	0	0	0	0	0	0	0	0	0	0	0
	FATA	0	0	0	0	0	0	0	0	0	0	0	0	0	0	0	0	0
Special Courts	TOTAL	0	0	0	0	0	0	0	0	0	0	0	0	0	0	0	0	0
(Customs, Taxation &	Islamabad	0	0	0	0	0	0	0	0	0	0	0	0	0	0	0	0	0
Anti Smuggling),	Punjab	0	0	0	0	0	0	0	0	0	0	0	0	0	0	0	0	0
Karachi, Lahore,	Sindh R	0	0	0	0	0	0	0	0	0	0	0	0	0	0	0	0	0
Rawalpindi, Peshawar.	Sindh U	0	0	0	0	0	0	0	0	0	0	0	0	0	0	0	0	0
	KP	0	0	0	0	0	0	0	0	0	0	0	0	0	0	0	0	0
	Balochistan	0	0	0	0	0	0	0	0	0	0	0	0	0	0	0	0	0
	AJ&K	0	0	0	0	0	0	0	0	0	0	0	0	0	0	0	0	0
	GB	0	0	0	0	0	0	0	0	0	0	0	0	0	0	0	0	0
	FATA	0	0	0	0	0	0	0	0	0	0	0	0	0	0	0	0	0

TABLE-25
DOMICILE WISE ACTUAL STRENGTH OF FEMALE EMPLOYEES BY BASIC SCALE AND DIVISION / ATTACHED
DEPARTMENTS / SUBORDINATE OFFICES

DIVISION/OFFICE	DOMICILE	BASIC SCALE 1 to 16																
		1	2	3	4	5	6	7	8	9	10	11	12	13	14	15	16	TOTAL
Special Courts	TOTAL	0	0	0	0	0	0	0	0	0	0	0	0	0	0	0	0	0
(Offences in Banks),	Islamabad	0	0	0	0	0	0	0	0	0	0	0	0	0	0	0	0	0
Lahore, Karachi,	Punjab	0	0	0	0	0	0	0	0	0	0	0	0	0	0	0	0	0
Peshawar,	Sindh R	0	0	0	0	0	0	0	0	0	0	0	0	0	0	0	0	0
	Sindh U	0	0	0	0	0	0	0	0	0	0	0	0	0	0	0	0	0
	KP	0	0	0	0	0	0	0	0	0	0	0	0	0	0	0	0	0
	Balochistan	0	0	0	0	0	0	0	0	0	0	0	0	0	0	0	0	0
	AJ&K	0	0	0	0	0	0	0	0	0	0	0	0	0	0	0	0	0
	GB	0	0	0	0	0	0	0	0	0	0	0	0	0	0	0	0	0
	FATA	0	0	0	0	0	0	0	0	0	0	0	0	0	0	0	0	0
Special Courts Central,	TOTAL	0	0	0	0	0	0	0	0	0	0	0	0	0	0	0	0	0
(Over all Pakistan).	Islamabad	0	0	0	0	0	0	0	0	0	0	0	0	0	0	0	0	0
	Punjab	0	0	0	0	0	0	0	0	0	0	0	0	0	0	0	0	0
	Sindh R	0	0	0	0	0	0	0	0	0	0	0	0	0	0	0	0	0
	Sindh U	0	0	0	0	0	0	0	0	0	0	0	0	0	0	0	0	0
	KP	0	0	0	0	0	0	0	0	0	0	0	0	0	0	0	0	0
	Balochistan	0	0	0	0	0	0	0	0	0	0	0	0	0	0	0	0	0
	AJ&K	0	0	0	0	0	0	0	0	0	0	0	0	0	0	0	0	0
	GB	0	0	0	0	0	0	0	0	0	0	0	0	0	0	0	0	0
	FATA	0	0	0	0	0	0	0	0	0	0	0	0	0	0	0	0	0
22 Narcotics Control	G. TOTAL	2	2	0	0	19	0	1	0	0	0	0	0	0	4	0	6	34
Division	TOTAL	0	2	0	0	0	0	1	0	0	0	0	0	0	3	0	1	7
Main, Islamabad.	Islamabad	0	1	0	0	0	0	1	0	0	0	0	0	0	2	0	1	5
	Punjab	0	1	0	0	0	0	0	0	0	0	0	0	0	1	0	0	2
	Sindh R	0	0	0	0	0	0	0	0	0	0	0	0	0	0	0	0	0
	Sindh U	0	0	0	0	0	0	0	0	0	0	0	0	0	0	0	0	0
	KP	0	0	0	0	0	0	0	0	0	0	0	0	0	0	0	0	0
	Balochistan	0	0	0	0	0	0	0	0	0	0	0	0	0	0	0	0	0
	AJ&K	0	0	0	0	0	0	0	0	0	0	0	0	0	0	0	0	0
	GB	0	0	0	0	0	0	0	0	0	0	0	0	0	0	0	0	0
	FATA	0	0	0	0	0	0	0	0	0	0	0	0	0	0	0	0	0
Anti Narcotics Force,	TOTAL	2	0	0	0	19	0	0	0	0	0	0	0	0	1	0	5	27
Rawalpindi.	Islamabad	0	0	0	0	0	0	0	0	0	0	0	0	0	0	0	0	0
	Punjab	2	0	0	0	11	0	0	0	0	0	0	0	0	1	0	2	16
	Sindh R	0	0	0	0	0	0	0	0	0	0	0	0	0	0	0	1	1
	Sindh U	0	0	0	0	3	0	0	0	0	0	0	0	0	0	0	1	4
	KP	0	0	0	0	1	0	0	0	0	0	0	0	0	0	0	1	2
	Balochistan	0	0	0	0	4	0	0	0	0	0	0	0	0	0	0	0	4
	AJ&K	0	0	0	0	0	0	0	0	0	0	0	0	0	0	0	0	0
	GB	0	0	0	0	0	0	0	0	0	0	0	0	0	0	0	0	0
	FATA	0	0	0	0	0	0	0	0	0	0	0	0	0	0	0	0	0

TABLE-25
DOMICILE WISE ACTUAL STRENGTH OF FEMALE EMPLOYEES BY BASIC SCALE AND DIVISION / ATTACHED
DEPARTMENTS / SUBORDINATE OFFICES

DIVISION/OFFICE	DOMICILE	BASIC SCALE 1 to 16																
		1	2	3	4	5	6	7	8	9	10	11	12	13	14	15	16	TOTAL
23 National Food Security	G. TOTAL	0	0	0	0	3	0	6	0	1	1	0	0	5	9	0	2	27
& Research Division Main Islamabad.	TOTAL	0	0	0	0	0	0	1	0	0	0	0	0	3	0	1	5	
	Islamabad	0	0	0	0	0	0	0	0	0	0	0	0	0	1	0	0	1
	Punjab	0	0	0	0	0	0	1	0	0	0	0	0	0	1	0	1	3
	Sindh R	0	0	0	0	0	0	0	0	0	0	0	0	0	0	0	0	0
	Sindh U	0	0	0	0	0	0	0	0	0	0	0	0	0	0	0	0	0
	KP	0	0	0	0	0	0	0	0	0	0	0	0	0	1	0	0	1
	Balochistan	0	0	0	0	0	0	0	0	0	0	0	0	0	0	0	0	0
	AJ&K	0	0	0	0	0	0	0	0	0	0	0	0	0	0	0	0	0
	GB	0	0	0	0	0	0	0	0	0	0	0	0	0	0	0	0	0
	FATA	0	0	0	0	0	0	0	0	0	0	0	0	0	0	0	0	0
Agriculture Policy	TOTAL	0	0	0	0	0	0	0	0	0	0	0	0	0	1	0	0	1
Institute Islamabad.	Islamabad	0	0	0	0	0	0	0	0	0	0	0	0	0	0	0	0	0
	Punjab	0	0	0	0	0	0	0	0	0	0	0	0	0	1	0	0	1
	Sindh R	0	0	0	0	0	0	0	0	0	0	0	0	0	0	0	0	0
	Sindh U	0	0	0	0	0	0	0	0	0	0	0	0	0	0	0	0	0
	KP	0	0	0	0	0	0	0	0	0	0	0	0	0	0	0	0	0
	Balochistan	0	0	0	0	0	0	0	0	0	0	0	0	0	0	0	0	0
	AJ&K	0	0	0	0	0	0	0	0	0	0	0	0	0	0	0	0	0
	GB	0	0	0	0	0	0	0	0	0	0	0	0	0	0	0	0	0
	FATA	0	0	0	0	0	0	0	0	0	0	0	0	0	0	0	0	0
	Animal Quarantine	TOTAL	0	0	0	0	0	0	0	0	0	0	0	0	0	2	0	0
Department Karachi.	Islamabad	0	0	0	0	0	0	0	0	0	0	0	0	0	0	0	0	0
	Punjab	0	0	0	0	0	0	0	0	0	0	0	0	0	1	0	0	1
	Sindh R	0	0	0	0	0	0	0	0	0	0	0	0	0	0	0	0	0
	Sindh U	0	0	0	0	0	0	0	0	0	0	0	0	0	0	0	0	0
	KP	0	0	0	0	0	0	0	0	0	0	0	0	0	1	0	0	1
	Balochistan	0	0	0	0	0	0	0	0	0	0	0	0	0	0	0	0	0
	AJ&K	0	0	0	0	0	0	0	0	0	0	0	0	0	0	0	0	0
	GB	0	0	0	0	0	0	0	0	0	0	0	0	0	0	0	0	0
	FATA	0	0	0	0	0	0	0	0	0	0	0	0	0	0	0	0	0
	Department of Plant Protection Karachi.	TOTAL	0	0	0	0	0	0	3	0	1	1	0	0	5	2	0	0
Islamabad	0	0	0	0	0	0	0	0	0	0	0	0	0	0	0	0	0	0
Punjab	0	0	0	0	0	0	2	0	1	0	0	0	1	1	0	0	5	
Sindh R	0	0	0	0	0	0	0	0	0	0	0	0	1	1	0	0	2	
Sindh U	0	0	0	0	0	0	1	0	0	1	0	0	2	0	0	0	4	
KP	0	0	0	0	0	0	0	0	0	0	0	0	0	0	0	0	0	
Balochistan	0	0	0	0	0	0	0	0	0	0	0	0	1	0	0	0	1	
AJ&K	0	0	0	0	0	0	0	0	0	0	0	0	0	0	0	0	0	
GB	0	0	0	0	0	0	0	0	0	0	0	0	0	0	0	0	0	
FATA	0	0	0	0	0	0	0	0	0	0	0	0	0	0	0	0	0	

TABLE-25
DOMICILE WISE ACTUAL STRENGTH OF FEMALE EMPLOYEES BY BASIC SCALE AND DIVISION / ATTACHED
DEPARTMENTS / SUBORDINATE OFFICES

DIVISION/OFFICE	DOMICILE	BASIC SCALE 1 to 16																
		1	2	3	4	5	6	7	8	9	10	11	12	13	14	15	16	TOTAL
Federal Seed	TOTAL	0	0	0	0	3	0	2	0	0	0	0	0	0	0	0	1	6
Certification & Registration	Islamabad	0	0	0	0	0	0	0	0	0	0	0	0	0	0	0	1	1
Department Islamabad.	Punjab	0	0	0	0	3	0	1	0	0	0	0	0	0	0	0	0	4
	Sindh R	0	0	0	0	0	0	1	0	0	0	0	0	0	0	0	0	1
	Sindh U	0	0	0	0	0	0	0	0	0	0	0	0	0	0	0	0	0
	KP	0	0	0	0	0	0	0	0	0	0	0	0	0	0	0	0	0
	Balochistan	0	0	0	0	0	0	0	0	0	0	0	0	0	0	0	0	0
	AJ&K	0	0	0	0	0	0	0	0	0	0	0	0	0	0	0	0	0
	GB	0	0	0	0	0	0	0	0	0	0	0	0	0	0	0	0	0
	FATA	0	0	0	0	0	0	0	0	0	0	0	0	0	0	0	0	0
National Veterinary	TOTAL	0	0	0	0	0	0	0	0	0	0	0	0	0	1	0	0	1
Laboratory Islamabad.	Islamabad	0	0	0	0	0	0	0	0	0	0	0	0	0	0	0	0	0
	Punjab	0	0	0	0	0	0	0	0	0	0	0	0	0	0	0	0	0
	Sindh R	0	0	0	0	0	0	0	0	0	0	0	0	0	0	0	0	0
	Sindh U	0	0	0	0	0	0	0	0	0	0	0	0	0	0	0	0	0
	KP	0	0	0	0	0	0	0	0	0	0	0	0	0	1	0	0	1
	Balochistan	0	0	0	0	0	0	0	0	0	0	0	0	0	0	0	0	0
	AJ&K	0	0	0	0	0	0	0	0	0	0	0	0	0	0	0	0	0
	GB	0	0	0	0	0	0	0	0	0	0	0	0	0	0	0	0	0
	FATA	0	0	0	0	0	0	0	0	0	0	0	0	0	0	0	0	0
24 National Health	G. TOTAL	27	30	0	2	0	9	5	4	10	0	3	0	0	6	0	5	101
Services Regulations & Coordination Division	TOTAL	0	1	0	0	0	0	0	0	0	0	0	0	0	2	0	1	4
Main Islamabad.	Islamabad	0	1	0	0	0	0	0	0	0	0	0	0	0	2	0	0	3
	Punjab	0	0	0	0	0	0	0	0	0	0	0	0	0	0	0	0	0
	Sindh R	0	0	0	0	0	0	0	0	0	0	0	0	0	0	0	0	0
	Sindh U	0	0	0	0	0	0	0	0	0	0	0	0	0	0	0	0	0
	KP	0	0	0	0	0	0	0	0	0	0	0	0	0	0	0	1	1
	Balochistan	0	0	0	0	0	0	0	0	0	0	0	0	0	0	0	0	0
	AJ&K	0	0	0	0	0	0	0	0	0	0	0	0	0	0	0	0	0
	GB	0	0	0	0	0	0	0	0	0	0	0	0	0	0	0	0	0
	FATA	0	0	0	0	0	0	0	0	0	0	0	0	0	0	0	0	0
Central Drugs	TOTAL	0	0	0	0	0	0	0	0	0	0	0	0	0	0	0	0	0
Laboratory Karachi.	Islamabad	0	0	0	0	0	0	0	0	0	0	0	0	0	0	0	0	0
	Punjab	0	0	0	0	0	0	0	0	0	0	0	0	0	0	0	0	0
	Sindh R	0	0	0	0	0	0	0	0	0	0	0	0	0	0	0	0	0
	Sindh U	0	0	0	0	0	0	0	0	0	0	0	0	0	0	0	0	0
	KP	0	0	0	0	0	0	0	0	0	0	0	0	0	0	0	0	0
	Balochistan	0	0	0	0	0	0	0	0	0	0	0	0	0	0	0	0	0
	AJ&K	0	0	0	0	0	0	0	0	0	0	0	0	0	0	0	0	0
	GB	0	0	0	0	0	0	0	0	0	0	0	0	0	0	0	0	0
	FATA	0	0	0	0	0	0	0	0	0	0	0	0	0	0	0	0	0

TABLE-25
DOMICILE WISE ACTUAL STRENGTH OF FEMALE EMPLOYEES BY BASIC SCALE AND DIVISION / ATTACHED
DEPARTMENTS / SUBORDINATE OFFICES

DIVISION/OFFICE	DOMICILE	BASIC SCALE 1 to 16																
		1	2	3	4	5	6	7	8	9	10	11	12	13	14	15	16	TOTAL
Directorate of Central	TOTAL	26	25	0	2	0	9	1	0	10	0	0	0	0	0	0	2	75
Health Establishments	Islamabad	0	0	0	0	0	0	0	0	0	0	0	0	0	0	0	0	0
Islamabad.	Punjab	0	2	0	0	0	2	0	0	3	0	0	0	0	0	0	2	9
	Sindh R	0	0	0	0	0	1	0	0	2	0	0	0	0	0	0	0	3
	Sindh U	25	23	0	1	0	5	1	0	3	0	0	0	0	0	0	0	58
	KP	1	0	0	1	0	1	0	0	1	0	0	0	0	0	0	0	4
	Balochistan	0	0	0	0	0	0	0	0	1	0	0	0	0	0	0	0	1
	AJ&K	0	0	0	0	0	0	0	0	0	0	0	0	0	0	0	0	0
	GB	0	0	0	0	0	0	0	0	0	0	0	0	0	0	0	0	0
	FATA	0	0	0	0	0	0	0	0	0	0	0	0	0	0	0	0	0
Directorate of Malaria	TOTAL	0	0	0	0	0	0	0	0	0	0	0	0	0	0	0	0	0
Control Islamabad.	Islamabad	0	0	0	0	0	0	0	0	0	0	0	0	0	0	0	0	0
	Punjab	0	0	0	0	0	0	0	0	0	0	0	0	0	0	0	0	0
	Sindh R	0	0	0	0	0	0	0	0	0	0	0	0	0	0	0	0	0
	Sindh U	0	0	0	0	0	0	0	0	0	0	0	0	0	0	0	0	0
	KP	0	0	0	0	0	0	0	0	0	0	0	0	0	0	0	0	0
	Balochistan	0	0	0	0	0	0	0	0	0	0	0	0	0	0	0	0	0
	AJ&K	0	0	0	0	0	0	0	0	0	0	0	0	0	0	0	0	0
	GB	0	0	0	0	0	0	0	0	0	0	0	0	0	0	0	0	0
	FATA	0	0	0	0	0	0	0	0	0	0	0	0	0	0	0	0	0
Directorate of Central	TOTAL	0	0	0	0	0	0	0	0	0	0	0	0	0	0	0	0	0
Warehouse & Supplies	Islamabad	0	0	0	0	0	0	0	0	0	0	0	0	0	0	0	0	0
Karachi.	Punjab	0	0	0	0	0	0	0	0	0	0	0	0	0	0	0	0	0
	Sindh R	0	0	0	0	0	0	0	0	0	0	0	0	0	0	0	0	0
	Sindh U	0	0	0	0	0	0	0	0	0	0	0	0	0	0	0	0	0
	KP	0	0	0	0	0	0	0	0	0	0	0	0	0	0	0	0	0
	Balochistan	0	0	0	0	0	0	0	0	0	0	0	0	0	0	0	0	0
	AJ&K	0	0	0	0	0	0	0	0	0	0	0	0	0	0	0	0	0
	GB	0	0	0	0	0	0	0	0	0	0	0	0	0	0	0	0	0
	FATA	0	0	0	0	0	0	0	0	0	0	0	0	0	0	0	0	0
Expanded Programme	TOTAL	0	0	0	0	0	0	0	0	0	1	0	0	1	0	0	0	2
On Immunication,	Islamabad	0	0	0	0	0	0	0	0	0	0	0	0	0	0	0	0	0
Islamabad.	Punjab	0	0	0	0	0	0	0	0	0	1	0	0	0	0	0	0	1
	Sindh R	0	0	0	0	0	0	0	0	0	0	0	0	1	0	0	0	1
	Sindh U	0	0	0	0	0	0	0	0	0	0	0	0	0	0	0	0	0
	KP	0	0	0	0	0	0	0	0	0	0	0	0	0	0	0	0	0
	Balochistan	0	0	0	0	0	0	0	0	0	0	0	0	0	0	0	0	0
	AJ&K	0	0	0	0	0	0	0	0	0	0	0	0	0	0	0	0	0
	GB	0	0	0	0	0	0	0	0	0	0	0	0	0	0	0	0	0
	FATA	0	0	0	0	0	0	0	0	0	0	0	0	0	0	0	0	0

TABLE-25
DOMICILE WISE ACTUAL STRENGTH OF FEMALE EMPLOYEES BY BASIC SCALE AND DIVISION / ATTACHED
DEPARTMENTS / SUBORDINATE OFFICES

DIVISION/OFFICE	DOMICILE	BASIC SCALE 1 to 16																
		1	2	3	4	5	6	7	8	9	10	11	12	13	14	15	16	TOTAL
National Aids Control	TOTAL	0	0	0	0	0	0	0	0	0	0	0	0	0	0	0	0	0
Programme, Islamabad.	Islamabad	0	0	0	0	0	0	0	0	0	0	0	0	0	0	0	0	0
	Punjab	0	0	0	0	0	0	0	0	0	0	0	0	0	0	0	0	0
	Sindh R	0	0	0	0	0	0	0	0	0	0	0	0	0	0	0	0	0
	Sindh U	0	0	0	0	0	0	0	0	0	0	0	0	0	0	0	0	0
	KP	0	0	0	0	0	0	0	0	0	0	0	0	0	0	0	0	0
	Balochistan	0	0	0	0	0	0	0	0	0	0	0	0	0	0	0	0	0
	AJ&K	0	0	0	0	0	0	0	0	0	0	0	0	0	0	0	0	0
	GB	0	0	0	0	0	0	0	0	0	0	0	0	0	0	0	0	0
	FATA	0	0	0	0	0	0	0	0	0	0	0	0	0	0	0	0	0
National Control	TOTAL	0	0	0	0	0	0	0	0	0	0	0	0	0	0	0	0	0
Laboratory for (Biologicals) Islamabad.	Islamabad	0	0	0	0	0	0	0	0	0	0	0	0	0	0	0	0	0
	Punjab	0	0	0	0	0	0	0	0	0	0	0	0	0	0	0	0	0
	Sindh R	0	0	0	0	0	0	0	0	0	0	0	0	0	0	0	0	0
	Sindh U	0	0	0	0	0	0	0	0	0	0	0	0	0	0	0	0	0
	KP	0	0	0	0	0	0	0	0	0	0	0	0	0	0	0	0	0
	Balochistan	0	0	0	0	0	0	0	0	0	0	0	0	0	0	0	0	0
	AJ&K	0	0	0	0	0	0	0	0	0	0	0	0	0	0	0	0	0
	GB	0	0	0	0	0	0	0	0	0	0	0	0	0	0	0	0	0
	FATA	0	0	0	0	0	0	0	0	0	0	0	0	0	0	0	0	0
National Health	TOTAL	0	0	0	0	0	0	0	0	0	0	0	0	0	0	0	0	0
Information Resource Centre, Islamabad.	Islamabad	0	0	0	0	0	0	0	0	0	0	0	0	0	0	0	0	0
	Punjab	0	0	0	0	0	0	0	0	0	0	0	0	0	0	0	0	0
	Sindh R	0	0	0	0	0	0	0	0	0	0	0	0	0	0	0	0	0
	Sindh U	0	0	0	0	0	0	0	0	0	0	0	0	0	0	0	0	0
	KP	0	0	0	0	0	0	0	0	0	0	0	0	0	0	0	0	0
	Balochistan	0	0	0	0	0	0	0	0	0	0	0	0	0	0	0	0	0
	AJ&K	0	0	0	0	0	0	0	0	0	0	0	0	0	0	0	0	0
	GB	0	0	0	0	0	0	0	0	0	0	0	0	0	0	0	0	0
	FATA	0	0	0	0	0	0	0	0	0	0	0	0	0	0	0	0	0
National Health	TOTAL	0	0	0	0	0	0	1	0	0	0	0	0	0	0	0	0	1
Emergency Preparedness & Response Network Islamabad.	Islamabad	0	0	0	0	0	0	0	0	0	0	0	0	0	0	0	0	0
	Punjab	0	0	0	0	0	0	0	0	0	0	0	0	0	0	0	0	0
	Sindh R	0	0	0	0	0	0	0	0	0	0	0	0	0	0	0	0	0
	Sindh U	0	0	0	0	0	0	0	0	0	0	0	0	0	0	0	0	0
	KP	0	0	0	0	0	0	0	0	0	0	0	0	0	0	0	0	0
	Balochistan	0	0	0	0	0	0	0	0	0	0	0	0	0	0	0	0	0
	AJ&K	0	0	0	0	0	0	1	0	0	0	0	0	0	0	0	0	1
	GB	0	0	0	0	0	0	0	0	0	0	0	0	0	0	0	0	0
	FATA	0	0	0	0	0	0	0	0	0	0	0	0	0	0	0	0	0

TABLE-25
DOMICILE WISE ACTUAL STRENGTH OF FEMALE EMPLOYEES BY BASIC SCALE AND DIVISION / ATTACHED
DEPARTMENTS / SUBORDINATE OFFICES

DIVISION/OFFICE	DOMICILE	BASIC SCALE 1 to 16																
		1	2	3	4	5	6	7	8	9	10	11	12	13	14	15	16	TOTAL
National Research	TOTAL	0	3	0	0	0	0	2	4	0	0	2	0	0	1	0	1	13
Institute For Fertility Care	Islamabad	0	0	0	0	0	0	0	0	0	0	0	0	0	0	0	0	0
Karachi.	Punjab	0	0	0	0	0	0	0	0	0	0	0	0	0	0	0	0	0
	Sindh R	0	0	0	0	0	0	1	2	0	0	0	0	0	1	0	0	4
	Sindh U	0	3	0	0	0	0	1	2	0	0	2	0	0	0	0	1	9
	KP	0	0	0	0	0	0	0	0	0	0	0	0	0	0	0	0	0
	Balochistan	0	0	0	0	0	0	0	0	0	0	0	0	0	0	0	0	0
	AJ&K	0	0	0	0	0	0	0	0	0	0	0	0	0	0	0	0	0
	GB	0	0	0	0	0	0	0	0	0	0	0	0	0	0	0	0	0
	FATA	0	0	0	0	0	0	0	0	0	0	0	0	0	0	0	0	0
National Institute	TOTAL	1	0	0	0	0	0	1	0	0	0	0	0	0	2	0	1	5
of Population Studies	Islamabad	1	0	0	0	0	0	1	0	0	0	0	0	0	0	0	0	2
Islamabad.	Punjab	0	0	0	0	0	0	0	0	0	0	0	0	0	1	0	1	2
	Sindh R	0	0	0	0	0	0	0	0	0	0	0	0	0	1	0	0	1
	Sindh U	0	0	0	0	0	0	0	0	0	0	0	0	0	0	0	0	0
	KP	0	0	0	0	0	0	0	0	0	0	0	0	0	0	0	0	0
	Balochistan	0	0	0	0	0	0	0	0	0	0	0	0	0	0	0	0	0
	AJ&K	0	0	0	0	0	0	0	0	0	0	0	0	0	0	0	0	0
	GB	0	0	0	0	0	0	0	0	0	0	0	0	0	0	0	0	0
	FATA	0	0	0	0	0	0	0	0	0	0	0	0	0	0	0	0	0
Population Programme	TOTAL	0	1	0	0	0	0	0	0	0	0	0	0	0	0	0	0	1
Wing Islamabad.	Islamabad	0	1	0	0	0	0	0	0	0	0	0	0	0	0	0	0	1
	Punjab	0	0	0	0	0	0	0	0	0	0	0	0	0	0	0	0	0
	Sindh R	0	0	0	0	0	0	0	0	0	0	0	0	0	0	0	0	0
	Sindh U	0	0	0	0	0	0	0	0	0	0	0	0	0	0	0	0	0
	KP	0	0	0	0	0	0	0	0	0	0	0	0	0	0	0	0	0
	Balochistan	0	0	0	0	0	0	0	0	0	0	0	0	0	0	0	0	0
	AJ&K	0	0	0	0	0	0	0	0	0	0	0	0	0	0	0	0	0
	GB	0	0	0	0	0	0	0	0	0	0	0	0	0	0	0	0	0
	FATA	0	0	0	0	0	0	0	0	0	0	0	0	0	0	0	0	0
25 National Security	TOTAL	0	0	0	0	0	0	0	0	0	0	0	0	0	0	0	0	0
Division Islamabad.	Islamabad	0	0	0	0	0	0	0	0	0	0	0	0	0	0	0	0	0
	Punjab	0	0	0	0	0	0	0	0	0	0	0	0	0	0	0	0	0
	Sindh R	0	0	0	0	0	0	0	0	0	0	0	0	0	0	0	0	0
	Sindh U	0	0	0	0	0	0	0	0	0	0	0	0	0	0	0	0	0
	KP	0	0	0	0	0	0	0	0	0	0	0	0	0	0	0	0	0
	Balochistan	0	0	0	0	0	0	0	0	0	0	0	0	0	0	0	0	0
	AJ&K	0	0	0	0	0	0	0	0	0	0	0	0	0	0	0	0	0
	GB	0	0	0	0	0	0	0	0	0	0	0	0	0	0	0	0	0
	FATA	0	0	0	0	0	0	0	0	0	0	0	0	0	0	0	0	0

TABLE-25
DOMICILE WISE ACTUAL STRENGTH OF FEMALE EMPLOYEES BY BASIC SCALE AND DIVISION / ATTACHED
DEPARTMENTS / SUBORDINATE OFFICES

DIVISION/OFFICE	DOMICILE	BASIC SCALE 1 to 16																
		1	2	3	4	5	6	7	8	9	10	11	12	13	14	15	16	TOTAL
26 Overseas Pakistanis	G. TOTAL	1	0	0	0	0	0	2	0	4	0	0	1	0	5	0	5	18
and Human Resource	TOTAL	1	0	0	0	0	0	1	0	2	0	0	0	0	3	0	3	10
Development Division,	Islamabad	0	0	0	0	0	0	1	0	1	0	0	0	0	0	0	0	2
Main Islamabad.	Punjab	0	0	0	0	0	0	0	0	1	0	0	0	0	3	0	3	7
	Sindh R	0	0	0	0	0	0	0	0	0	0	0	0	0	0	0	0	0
	Sindh U	0	0	0	0	0	0	0	0	0	0	0	0	0	0	0	0	0
	KP	0	0	0	0	0	0	0	0	0	0	0	0	0	0	0	0	0
	Balochistan	0	0	0	0	0	0	0	0	0	0	0	0	0	0	0	0	0
	AJ&K	1	0	0	0	0	0	0	0	0	0	0	0	0	0	0	0	1
	GB	0	0	0	0	0	0	0	0	0	0	0	0	0	0	0	0	0
	FATA	0	0	0	0	0	0	0	0	0	0	0	0	0	0	0	0	0
Bureau of Emigration &	TOTAL	0	0	0	0	0	0	1	0	2	0	0	1	0	2	0	2	8
Overseas Employment	Islamabad	0	0	0	0	0	0	0	0	0	0	0	0	0	0	0	0	0
Islamabad.	Punjab	0	0	0	0	0	0	1	0	0	0	0	1	0	1	0	1	4
	Sindh R	0	0	0	0	0	0	0	0	0	0	0	0	0	0	0	0	0
	Sindh U	0	0	0	0	0	0	0	0	1	0	0	0	0	0	0	1	2
	KP	0	0	0	0	0	0	0	0	0	0	0	0	1	0	0	0	1
	Balochistan	0	0	0	0	0	0	0	0	1	0	0	0	0	0	0	0	1
	AJ&K	0	0	0	0	0	0	0	0	0	0	0	0	0	0	0	0	0
	GB	0	0	0	0	0	0	0	0	0	0	0	0	0	0	0	0	0
	FATA	0	0	0	0	0	0	0	0	0	0	0	0	0	0	0	0	0
National Industrial	TOTAL	0	0	0	0	0	0	0	0	0	0	0	0	0	0	0	0	0
Relation Commission	Islamabad	0	0	0	0	0	0	0	0	0	0	0	0	0	0	0	0	0
Islamabad.	Punjab	0	0	0	0	0	0	0	0	0	0	0	0	0	0	0	0	0
	Sindh R	0	0	0	0	0	0	0	0	0	0	0	0	0	0	0	0	0
	Sindh U	0	0	0	0	0	0	0	0	0	0	0	0	0	0	0	0	0
	KP	0	0	0	0	0	0	0	0	0	0	0	0	0	0	0	0	0
	Balochistan	0	0	0	0	0	0	0	0	0	0	0	0	0	0	0	0	0
	AJ&K	0	0	0	0	0	0	0	0	0	0	0	0	0	0	0	0	0
	GB	0	0	0	0	0	0	0	0	0	0	0	0	0	0	0	0	0
	FATA	0	0	0	0	0	0	0	0	0	0	0	0	0	0	0	0	0
27 Parliamentary Affairs	TOTAL	0	0	0	0	0	0	0	0	1	0	0	0	0	1	0	0	2
Division, Islamabad.	Islamabad	0	0	0	0	0	0	0	0	0	0	0	0	0	0	0	0	0
	Punjab	0	0	0	0	0	0	0	0	1	0	0	0	0	0	0	0	1
	Sindh R	0	0	0	0	0	0	0	0	0	0	0	0	1	0	0	0	1
	Sindh U	0	0	0	0	0	0	0	0	0	0	0	0	0	0	0	0	0
	KP	0	0	0	0	0	0	0	0	0	0	0	0	0	0	0	0	0
	Balochistan	0	0	0	0	0	0	0	0	0	0	0	0	0	0	0	0	0
	AJ&K	0	0	0	0	0	0	0	0	0	0	0	0	0	0	0	0	0
	GB	0	0	0	0	0	0	0	0	0	0	0	0	0	0	0	0	0
	FATA	0	0	0	0	0	0	0	0	0	0	0	0	0	0	0	0	0

TABLE-25
DOMICILE WISE ACTUAL STRENGTH OF FEMALE EMPLOYEES BY BASIC SCALE AND DIVISION / ATTACHED
DEPARTMENTS / SUBORDINATE OFFICES

DIVISION/OFFICE	DOMICILE	BASIC SCALE 1 to 16																
		1	2	3	4	5	6	7	8	9	10	11	12	13	14	15	16	TOTAL
28 Petroleum &	G. TOTAL	1	0	0	0	0	1	5	0	1	0	0	0	0	8	0	2	18
Natural Resources	TOTAL	1	0	0	0	0	0	3	0	0	0	0	0	0	6	0	1	11
Division	Islamabad	0	0	0	0	0	0	1	0	0	0	0	0	0	0	0	0	1
Main, Islamabad.	Punjab	0	0	0	0	0	0	0	0	0	0	0	0	0	4	0	0	4
	Sindh R	0	0	0	0	0	0	0	0	0	0	0	0	0	1	0	0	1
	Sindh U	0	0	0	0	0	0	0	0	0	0	0	0	0	1	0	1	2
	KP	1	0	0	0	0	0	1	0	0	0	0	0	0	0	0	0	2
	Balochistan	0	0	0	0	0	0	0	0	0	0	0	0	0	0	0	0	0
	AJ&K	0	0	0	0	0	0	1	0	0	0	0	0	0	0	0	0	1
	GB	0	0	0	0	0	0	0	0	0	0	0	0	0	0	0	0	0
	FATA	0	0	0	0	0	0	0	0	0	0	0	0	0	0	0	0	0
Central Inspectorate of	TOTAL	0	0	0	0	0	0	0	0	0	0	0	0	0	0	0	0	0
Mines, Islamabad.	Islamabad	0	0	0	0	0	0	0	0	0	0	0	0	0	0	0	0	0
	Punjab	0	0	0	0	0	0	0	0	0	0	0	0	0	0	0	0	0
	Sindh R	0	0	0	0	0	0	0	0	0	0	0	0	0	0	0	0	0
	Sindh U	0	0	0	0	0	0	0	0	0	0	0	0	0	0	0	0	0
	KP	0	0	0	0	0	0	0	0	0	0	0	0	0	0	0	0	0
	Balochistan	0	0	0	0	0	0	0	0	0	0	0	0	0	0	0	0	0
	AJ&K	0	0	0	0	0	0	0	0	0	0	0	0	0	0	0	0	0
	GB	0	0	0	0	0	0	0	0	0	0	0	0	0	0	0	0	0
	FATA	0	0	0	0	0	0	0	0	0	0	0	0	0	0	0	0	0
Geological Survey of	TOTAL	0	0	0	0	0	1	2	0	1	0	0	0	0	2	0	1	7
Pakistan, Quetta.	Islamabad	0	0	0	0	0	0	0	0	0	0	0	0	0	0	0	0	0
	Punjab	0	0	0	0	0	0	1	0	0	0	0	0	0	2	0	0	3
	Sindh R	0	0	0	0	0	0	0	0	0	0	0	0	0	0	0	0	0
	Sindh U	0	0	0	0	0	0	0	0	1	0	0	0	0	0	0	1	2
	KP	0	0	0	0	0	1	0	0	0	0	0	0	0	0	0	0	1
	Balochistan	0	0	0	0	0	0	1	0	0	0	0	0	0	0	0	0	1
	AJ&K	0	0	0	0	0	0	0	0	0	0	0	0	0	0	0	0	0
	GB	0	0	0	0	0	0	0	0	0	0	0	0	0	0	0	0	0
	FATA	0	0	0	0	0	0	0	0	0	0	0	0	0	0	0	0	0
29 Planning Development	G. TOTAL	8	3	0	0	0	0	3	0	2	3	2	0	3	24	3	20	71
and Reform Division	TOTAL	6	0	0	0	0	0	2	0	0	0	0	0	0	14	0	9	31
Main, Islamabad.	Islamabad	4	0	0	0	0	0	0	0	0	0	0	0	0	0	0	0	4
	Punjab	2	0	0	0	0	0	1	0	0	0	0	0	0	9	0	7	19
	Sindh R	0	0	0	0	0	0	0	0	0	0	0	0	0	0	0	1	1
	Sindh U	0	0	0	0	0	0	1	0	0	0	0	0	0	1	0	0	2
	KP	0	0	0	0	0	0	0	0	0	0	0	0	0	2	0	0	2
	Balochistan	0	0	0	0	0	0	0	0	0	0	0	0	0	2	0	0	2
	AJ&K	0	0	0	0	0	0	0	0	0	0	0	0	0	0	0	0	0
	GB	0	0	0	0	0	0	0	0	0	0	0	0	0	0	0	0	0
	FATA	0	0	0	0	0	0	0	0	0	0	0	0	0	0	0	1	1

TABLE-25
DOMICILE WISE ACTUAL STRENGTH OF FEMALE EMPLOYEES BY BASIC SCALE AND DIVISION / ATTACHED
DEPARTMENTS / SUBORDINATE OFFICES

DIVISION/OFFICE	DOMICILE	BASIC SCALE 1 to 16																
		1	2	3	4	5	6	7	8	9	10	11	12	13	14	15	16	TOTAL
Jawaid Azfar Computer	TOTAL	0	0	0	0	0	0	0	0	0	0	0	0	0	0	0	0	0
Centre, Islamabad.	Islamabad	0	0	0	0	0	0	0	0	0	0	0	0	0	0	0	0	0
	Punjab	0	0	0	0	0	0	0	0	0	0	0	0	0	0	0	0	0
	Sindh R	0	0	0	0	0	0	0	0	0	0	0	0	0	0	0	0	0
	Sindh U	0	0	0	0	0	0	0	0	0	0	0	0	0	0	0	0	0
	KP	0	0	0	0	0	0	0	0	0	0	0	0	0	0	0	0	0
	Balochistan	0	0	0	0	0	0	0	0	0	0	0	0	0	0	0	0	0
	AJ&K	0	0	0	0	0	0	0	0	0	0	0	0	0	0	0	0	0
	GB	0	0	0	0	0	0	0	0	0	0	0	0	0	0	0	0	0
	FATA	0	0	0	0	0	0	0	0	0	0	0	0	0	0	0	0	0
National Fertilizer	TOTAL	0	1	0	0	0	0	0	0	0	0	0	0	0	0	0	2	3
Development Centre, Islamabad.	Islamabad	0	0	0	0	0	0	0	0	0	0	0	0	0	0	0	1	1
	Punjab	0	0	0	0	0	0	0	0	0	0	0	0	0	0	0	1	1
	Sindh R	0	0	0	0	0	0	0	0	0	0	0	0	0	0	0	0	0
	Sindh U	0	0	0	0	0	0	0	0	0	0	0	0	0	0	0	0	0
	KP	0	1	0	0	0	0	0	0	0	0	0	0	0	0	0	0	1
	Balochistan	0	0	0	0	0	0	0	0	0	0	0	0	0	0	0	0	0
	AJ&K	0	0	0	0	0	0	0	0	0	0	0	0	0	0	0	0	0
	GB	0	0	0	0	0	0	0	0	0	0	0	0	0	0	0	0	0
	FATA	0	0	0	0	0	0	0	0	0	0	0	0	0	0	0	0	0
National Logistic Cell, Rawalpindi.	TOTAL	2	2	0	0	0	0	1	0	2	3	2	0	3	10	3	9	37
Islamabad.	Islamabad	0	0	0	0	0	0	0	0	0	0	0	0	0	0	0	0	0
	Punjab	0	2	0	0	0	0	1	0	2	2	1	0	3	7	3	7	28
	Sindh R	1	0	0	0	0	0	0	0	0	0	0	0	0	0	0	2	3
	Sindh U	0	0	0	0	0	0	0	0	0	0	0	0	0	0	0	0	0
	KP	1	0	0	0	0	0	0	0	0	0	1	0	0	1	0	0	3
	Balochistan	0	0	0	0	0	0	0	0	0	0	0	0	0	1	0	0	1
	AJ&K	0	0	0	0	0	0	0	0	0	1	0	0	0	1	0	0	2
	GB	0	0	0	0	0	0	0	0	0	0	0	0	0	0	0	0	0
	FATA	0	0	0	0	0	0	0	0	0	0	0	0	0	0	0	0	0
Pakistan Planning and Management Institute, Islamabad.	TOTAL	0	0	0	0	0	0	0	0	0	0	0	0	0	0	0	0	0
Islamabad.	Islamabad	0	0	0	0	0	0	0	0	0	0	0	0	0	0	0	0	0
	Punjab	0	0	0	0	0	0	0	0	0	0	0	0	0	0	0	0	0
	Sindh R	0	0	0	0	0	0	0	0	0	0	0	0	0	0	0	0	0
	Sindh U	0	0	0	0	0	0	0	0	0	0	0	0	0	0	0	0	0
	KP	0	0	0	0	0	0	0	0	0	0	0	0	0	0	0	0	0
	Balochistan	0	0	0	0	0	0	0	0	0	0	0	0	0	0	0	0	0
	AJ&K	0	0	0	0	0	0	0	0	0	0	0	0	0	0	0	0	0
	GB	0	0	0	0	0	0	0	0	0	0	0	0	0	0	0	0	0
	FATA	0	0	0	0	0	0	0	0	0	0	0	0	0	0	0	0	0

TABLE-25
DOMICILE WISE ACTUAL STRENGTH OF FEMALE EMPLOYEES BY BASIC SCALE AND DIVISION / ATTACHED
DEPARTMENTS / SUBORDINATE OFFICES

DIVISION/OFFICE	DOMICILE	BASIC SCALE 1 to 16																
		1	2	3	4	5	6	7	8	9	10	11	12	13	14	15	16	TOTAL
30 Privatization Division,	TOTAL	0	0	0	0	0	0	0	0	0	0	0	0	0	0	0	0	0
Islamabad.	Islamabad	0	0	0	0	0	0	0	0	0	0	0	0	0	0	0	0	0
	Punjab	0	0	0	0	0	0	0	0	0	0	0	0	0	0	0	0	0
	Sindh R	0	0	0	0	0	0	0	0	0	0	0	0	0	0	0	0	0
	Sindh U	0	0	0	0	0	0	0	0	0	0	0	0	0	0	0	0	0
	KP	0	0	0	0	0	0	0	0	0	0	0	0	0	0	0	0	0
	Balochistan	0	0	0	0	0	0	0	0	0	0	0	0	0	0	0	0	0
	AJ&K	0	0	0	0	0	0	0	0	0	0	0	0	0	0	0	0	0
	GB	0	0	0	0	0	0	0	0	0	0	0	0	0	0	0	0	0
	FATA	0	0	0	0	0	0	0	0	0	0	0	0	0	0	0	0	0
31 Ports & Shipping	G. TOTAL	1	1	1	0	1	0	2	0	1	1	0	0	2	3	0	3	16
Division	TOTAL	1	0	0	0	0	0	1	0	0	0	0	0	0	3	0	2	7
Main, Islamabad.	Islamabad	0	0	0	0	0	0	1	0	0	0	0	0	0	1	0	0	2
	Punjab	1	0	0	0	0	0	0	0	0	0	0	0	0	0	0	2	3
	Sindh R	0	0	0	0	0	0	0	0	0	0	0	0	0	0	0	0	0
	Sindh U	0	0	0	0	0	0	0	0	0	0	0	0	0	2	0	0	2
	KP	0	0	0	0	0	0	0	0	0	0	0	0	0	0	0	0	0
	Balochistan	0	0	0	0	0	0	0	0	0	0	0	0	0	0	0	0	0
	AJ&K	0	0	0	0	0	0	0	0	0	0	0	0	0	0	0	0	0
	GB	0	0	0	0	0	0	0	0	0	0	0	0	0	0	0	0	0
	FATA	0	0	0	0	0	0	0	0	0	0	0	0	0	0	0	0	0
Directorate of Dock	TOTAL	0	1	0	0	1	0	0	0	1	0	0	0	0	0	0	1	4
Workers Safety, Karachi.	Islamabad	0	0	0	0	0	0	0	0	0	0	0	0	0	0	0	0	0
	Punjab	0	0	0	0	0	0	0	0	0	0	0	0	0	0	0	0	0
	Sindh R	0	0	0	0	0	0	0	0	0	0	0	0	0	0	0	1	1
	Sindh U	0	1	0	0	1	0	0	0	1	0	0	0	0	0	0	0	3
	KP	0	0	0	0	0	0	0	0	0	0	0	0	0	0	0	0	0
	Balochistan	0	0	0	0	0	0	0	0	0	0	0	0	0	0	0	0	0
	AJ&K	0	0	0	0	0	0	0	0	0	0	0	0	0	0	0	0	0
	GB	0	0	0	0	0	0	0	0	0	0	0	0	0	0	0	0	0
	FATA	0	0	0	0	0	0	0	0	0	0	0	0	0	0	0	0	0
Government Shipping	TOTAL	0	0	0	0	0	0	0	0	0	0	0	0	0	0	0	0	0
Office, Karachi.	Islamabad	0	0	0	0	0	0	0	0	0	0	0	0	0	0	0	0	0
	Punjab	0	0	0	0	0	0	0	0	0	0	0	0	0	0	0	0	0
	Sindh R	0	0	0	0	0	0	0	0	0	0	0	0	0	0	0	0	0
	Sindh U	0	0	0	0	0	0	0	0	0	0	0	0	0	0	0	0	0
	KP	0	0	0	0	0	0	0	0	0	0	0	0	0	0	0	0	0
	Balochistan	0	0	0	0	0	0	0	0	0	0	0	0	0	0	0	0	0
	AJ&K	0	0	0	0	0	0	0	0	0	0	0	0	0	0	0	0	0
	GB	0	0	0	0	0	0	0	0	0	0	0	0	0	0	0	0	0
	FATA	0	0	0	0	0	0	0	0	0	0	0	0	0	0	0	0	0

TABLE-25
DOMICILE WISE ACTUAL STRENGTH OF FEMALE EMPLOYEES BY BASIC SCALE AND DIVISION / ATTACHED
DEPARTMENTS / SUBORDINATE OFFICES

DIVISION/OFFICE	DOMICILE	BASIC SCALE 1 to 16																
		1	2	3	4	5	6	7	8	9	10	11	12	13	14	15	16	TOTAL
Marine Biological	TOTAL	0	0	0	0	0	0	0	0	0	0	0	0	0	0	0	0	0
Research Laboratory	Islamabad	0	0	0	0	0	0	0	0	0	0	0	0	0	0	0	0	0
Karachi.	Punjab	0	0	0	0	0	0	0	0	0	0	0	0	0	0	0	0	0
	Sindh R	0	0	0	0	0	0	0	0	0	0	0	0	0	0	0	0	0
	Sindh U	0	0	0	0	0	0	0	0	0	0	0	0	0	0	0	0	0
	KP	0	0	0	0	0	0	0	0	0	0	0	0	0	0	0	0	0
	Balochistan	0	0	0	0	0	0	0	0	0	0	0	0	0	0	0	0	0
	AJ&K	0	0	0	0	0	0	0	0	0	0	0	0	0	0	0	0	0
	GB	0	0	0	0	0	0	0	0	0	0	0	0	0	0	0	0	0
	FATA	0	0	0	0	0	0	0	0	0	0	0	0	0	0	0	0	0
	Marine Fisheries	TOTAL	0	0	0	0	0	0	1	0	0	1	0	0	2	0	0	0
Department Karachi.	Islamabad	0	0	0	0	0	0	0	0	0	0	0	0	0	0	0	0	0
	Punjab	0	0	0	0	0	0	0	0	0	0	0	0	1	0	0	0	1
	Sindh R	0	0	0	0	0	0	0	0	0	0	0	0	0	0	0	0	0
	Sindh U	0	0	0	0	0	0	1	0	0	1	0	0	1	0	0	0	3
	KP	0	0	0	0	0	0	0	0	0	0	0	0	0	0	0	0	0
	Balochistan	0	0	0	0	0	0	0	0	0	0	0	0	0	0	0	0	0
	AJ&K	0	0	0	0	0	0	0	0	0	0	0	0	0	0	0	0	0
	GB	0	0	0	0	0	0	0	0	0	0	0	0	0	0	0	0	0
	FATA	0	0	0	0	0	0	0	0	0	0	0	0	0	0	0	0	0
Mercantile Marine	TOTAL	0	0	1	0	0	0	0	0	0	0	0	0	0	0	0	0	1
Department, Karachi.	Islamabad	0	0	0	0	0	0	0	0	0	0	0	0	0	0	0	0	0
	Punjab	0	0	0	0	0	0	0	0	0	0	0	0	0	0	0	0	0
	Sindh R	0	0	0	0	0	0	0	0	0	0	0	0	0	0	0	0	0
	Sindh U	0	0	1	0	0	0	0	0	0	0	0	0	0	0	0	0	1
	KP	0	0	0	0	0	0	0	0	0	0	0	0	0	0	0	0	0
	Balochistan	0	0	0	0	0	0	0	0	0	0	0	0	0	0	0	0	0
	AJ&K	0	0	0	0	0	0	0	0	0	0	0	0	0	0	0	0	0
	GB	0	0	0	0	0	0	0	0	0	0	0	0	0	0	0	0	0
	FATA	0	0	0	0	0	0	0	0	0	0	0	0	0	0	0	0	0
32 Religious Affairs and	G. TOTAL	1	1	0	0	0	0	3	0	0	0	0	1	0	1	1	5	13
Inter-faith Harmony	TOTAL	0	0	0	0	0	0	1	0	0	0	0	1	0	1	1	4	8
Division	Islamabad	0	0	0	0	0	0	0	0	0	0	0	0	0	0	1	1	1
Main, Islamabad.	Punjab	0	0	0	0	0	0	1	0	0	0	0	0	1	0	3	5	5
	Sindh R	0	0	0	0	0	0	0	0	0	0	0	1	0	0	0	0	1
	Sindh U	0	0	0	0	0	0	0	0	0	0	0	0	0	0	0	0	0
	KP	0	0	0	0	0	0	0	0	0	0	0	0	0	0	1	0	1
	Balochistan	0	0	0	0	0	0	0	0	0	0	0	0	0	0	0	0	0
	AJ&K	0	0	0	0	0	0	0	0	0	0	0	0	0	0	0	0	0
	GB	0	0	0	0	0	0	0	0	0	0	0	0	0	0	0	0	0
	FATA	0	0	0	0	0	0	0	0	0	0	0	0	0	0	0	0	0

TABLE-25
DOMICILE WISE ACTUAL STRENGTH OF FEMALE EMPLOYEES BY BASIC SCALE AND DIVISION / ATTACHED
DEPARTMENTS / SUBORDINATE OFFICES

DIVISION/OFFICE	DOMICILE	BASIC SCALE 1 to 16																
		1	2	3	4	5	6	7	8	9	10	11	12	13	14	15	16	TOTAL
Directorate of Haji, (Over all Pakistan).	TOTAL	1	1	0	0	0	0	2	0	0	0	0	0	0	0	0	1	5
	Islamabad	0	0	0	0	0	0	0	0	0	0	0	0	0	0	0	0	0
	Punjab	0	0	0	0	0	0	1	0	0	0	0	0	0	0	0	1	2
	Sindh R	0	0	0	0	0	0	0	0	0	0	0	0	0	0	0	0	0
	Sindh U	0	1	0	0	0	0	1	0	0	0	0	0	0	0	0	0	2
	KP	1	0	0	0	0	0	0	0	0	0	0	0	0	0	0	0	1
	Balochistan	0	0	0	0	0	0	0	0	0	0	0	0	0	0	0	0	0
	AJ&K	0	0	0	0	0	0	0	0	0	0	0	0	0	0	0	0	0
	GB	0	0	0	0	0	0	0	0	0	0	0	0	0	0	0	0	0
	FATA	0	0	0	0	0	0	0	0	0	0	0	0	0	0	0	0	0
33 Revenue Division	G.TOTAL	1	27	4	0	45	0	57	1	62	3	1	23	0	60	2	101	387
Main, Islamabad.	TOTAL	0	0	1	0	0	0	1	0	0	0	0	0	1	0	0	0	3
	Islamabad	0	0	1	0	0	0	0	0	0	0	0	0	1	0	0	0	2
	Punjab	0	0	0	0	0	0	0	0	0	0	0	0	0	0	0	0	0
	Sindh R	0	0	0	0	0	0	1	0	0	0	0	0	0	0	0	0	1
	Sindh U	0	0	0	0	0	0	0	0	0	0	0	0	0	0	0	0	0
	KP	0	0	0	0	0	0	0	0	0	0	0	0	0	0	0	0	0
	Balochistan	0	0	0	0	0	0	0	0	0	0	0	0	0	0	0	0	0
	AJ&K	0	0	0	0	0	0	0	0	0	0	0	0	0	0	0	0	0
	GB	0	0	0	0	0	0	0	0	0	0	0	0	0	0	0	0	0
	FATA	0	0	0	0	0	0	0	0	0	0	0	0	0	0	0	0	0
Federal Board of Revenue including (Customs, Central Excise, Sales Tax & Income Tax Departments), HQ Islamabad.	TOTAL	1	27	3	0	45	0	56	1	62	3	1	23	0	59	2	101	384
	Islamabad	0	0	0	0	0	0	6	0	0	0	0	3	0	3	2	3	17
	Punjab	1	14	2	0	6	0	32	1	29	0	0	7	0	12	0	42	146
	Sindh R	0	1	0	0	20	0	2	0	3	0	0	1	0	1	0	6	34
	Sindh U	0	11	1	0	15	0	14	0	27	3	1	12	0	37	0	45	166
	KP	0	0	0	0	0	0	0	0	1	0	0	0	0	6	0	3	10
	Balochistan	0	1	0	0	4	0	2	0	2	0	0	0	0	0	0	2	11
	AJ&K	0	0	0	0	0	0	0	0	0	0	0	0	0	0	0	0	0
	GB	0	0	0	0	0	0	0	0	0	0	0	0	0	0	0	0	0
	FATA	0	0	0	0	0	0	0	0	0	0	0	0	0	0	0	0	0
34 Railways Division	G. TOTAL	130	44	82	3	60	18	122	27	98	2	7	12	0	56	5	74	740
Main, Islamabad.	TOTAL	0	0	0	1	0	0	1	0	1	0	0	0	0	4	0	3	10
	Islamabad	0	0	0	0	0	0	0	0	0	0	0	0	0	0	0	1	1
	Punjab	0	0	0	0	0	0	1	0	1	0	0	0	0	3	0	2	7
	Sindh R	0	0	0	0	0	0	0	0	0	0	0	0	0	0	0	0	0
	Sindh U	0	0	0	0	0	0	0	0	0	0	0	0	0	1	0	0	1
	KP	0	0	0	1	0	0	0	0	0	0	0	0	0	0	0	0	1
	Balochistan	0	0	0	0	0	0	0	0	0	0	0	0	0	0	0	0	0
	AJ&K	0	0	0	0	0	0	0	0	0	0	0	0	0	0	0	0	0
	GB	0	0	0	0	0	0	0	0	0	0	0	0	0	0	0	0	0
	FATA	0	0	0	0	0	0	0	0	0	0	0	0	0	0	0	0	0

TABLE-25
DOMICILE WISE ACTUAL STRENGTH OF FEMALE EMPLOYEES BY BASIC SCALE AND DIVISION / ATTACHED
DEPARTMENTS / SUBORDINATE OFFICES

DIVISION/OFFICE	DOMICILE	BASIC SCALE 1 to 16																
		1	2	3	4	5	6	7	8	9	10	11	12	13	14	15	16	TOTAL
Pakistan Railways HQ,	TOTAL	130	44	82	2	60	18	121	27	97	2	7	12	0	52	5	71	730
Lahore.	Islamabad	0	0	0	0	1	0	1	0	0	0	0	0	0	0	0	1	3
	Punjab	42	24	8	1	39	15	94	25	72	2	7	11	0	30	1	58	429
	Sindh R	42	0	30	0	7	2	3	0	6	0	0	0	0	1	2	2	95
	Sindh U	42	20	44	1	10	1	15	0	16	0	0	0	0	21	2	7	179
	KP	2	0	0	0	1	0	8	0	3	0	0	1	0	0	0	3	18
	Balochistan	2	0	0	0	2	0	0	2	0	0	0	0	0	0	0	0	6
	AJ&K	0	0	0	0	0	0	0	0	0	0	0	0	0	0	0	0	0
	GB	0	0	0	0	0	0	0	0	0	0	0	0	0	0	0	0	0
	FATA	0	0	0	0	0	0	0	0	0	0	0	0	0	0	0	0	0
35 Science & Technology	TOTAL	3	0	0	0	0	0	0	0	0	0	0	0	0	1	1	1	6
Division ,	Islamabad	2	0	0	0	0	0	0	0	0	0	0	0	0	1	1	1	5
Islamabad.	Punjab	1	0	0	0	0	0	0	0	0	0	0	0	0	0	0	0	1
	Sindh R	0	0	0	0	0	0	0	0	0	0	0	0	0	0	0	0	0
	Sindh U	0	0	0	0	0	0	0	0	0	0	0	0	0	0	0	0	0
	KP	0	0	0	0	0	0	0	0	0	0	0	0	0	0	0	0	0
	Balochistan	0	0	0	0	0	0	0	0	0	0	0	0	0	0	0	0	0
	AJ&K	0	0	0	0	0	0	0	0	0	0	0	0	0	0	0	0	0
	GB	0	0	0	0	0	0	0	0	0	0	0	0	0	0	0	0	0
	FATA	0	0	0	0	0	0	0	0	0	0	0	0	0	0	0	0	0
36 States and Frontier	G. TOTAL	1	2	0	0	0	0	2	0	1	0	0	0	0	4	0	1	11
Regions Division	TOTAL	0	0	0	0	0	0	0	0	0	0	0	0	0	3	0	1	4
Main, Islamabad.	Islamabad	0	0	0	0	0	0	0	0	0	0	0	0	0	1	0	1	2
	Punjab	0	0	0	0	0	0	0	0	0	0	0	0	0	2	0	0	2
	Sindh R	0	0	0	0	0	0	0	0	0	0	0	0	0	0	0	0	0
	Sindh U	0	0	0	0	0	0	0	0	0	0	0	0	0	0	0	0	0
	KP	0	0	0	0	0	0	0	0	0	0	0	0	0	0	0	0	0
	Balochistan	0	0	0	0	0	0	0	0	0	0	0	0	0	0	0	0	0
	AJ&K	0	0	0	0	0	0	0	0	0	0	0	0	0	0	0	0	0
	GB	0	0	0	0	0	0	0	0	0	0	0	0	0	0	0	0	0
	FATA	0	0	0	0	0	0	0	0	0	0	0	0	0	0	0	0	0
Chief Commissioner for	TOTAL	1	2	0	0	0	0	2	0	1	0	0	0	0	1	0	0	7
Afghan Refugees,	Islamabad	0	0	0	0	0	0	0	0	0	0	0	0	0	0	0	0	0
Islamabad, Lahore,	Punjab	1	0	0	0	0	0	0	0	1	0	0	0	0	0	0	0	2
Karachi, Peshawar	Sindh R	0	0	0	0	0	0	0	0	0	0	0	0	0	0	0	0	0
Quetta.	Sindh U	0	0	0	0	0	0	0	0	0	0	0	0	0	0	0	0	0
	KP	0	1	0	0	0	0	2	0	0	0	0	0	0	1	0	0	4
	Balochistan	0	1	0	0	0	0	0	0	0	0	0	0	0	0	0	0	1
	AJ&K	0	0	0	0	0	0	0	0	0	0	0	0	0	0	0	0	0
	GB	0	0	0	0	0	0	0	0	0	0	0	0	0	0	0	0	0
	FATA	0	0	0	0	0	0	0	0	0	0	0	0	0	0	0	0	0

TABLE-25
DOMICILE WISE ACTUAL STRENGTH OF FEMALE EMPLOYEES BY BASIC SCALE AND DIVISION / ATTACHED
DEPARTMENTS / SUBORDINATE OFFICES

DIVISION/OFFICE	DOMICILE	BASIC SCALE 1 to 16																
		1	2	3	4	5	6	7	8	9	10	11	12	13	14	15	16	TOTAL
37 Statistics Division	G. TOTAL	0	0	0	0	0	0	2	0	14	0	0	8	0	231	0	2	257
Main, Islamabad.	TOTAL	0	0	0	0	0	0	0	0	1	0	0	0	0	1	0	1	3
	Islamabad	0	0	0	0	0	0	0	0	1	0	0	0	0	0	0	0	1
	Punjab	0	0	0	0	0	0	0	0	0	0	0	0	0	0	0	1	1
	Sindh R	0	0	0	0	0	0	0	0	0	0	0	0	0	1	0	0	1
	Sindh U	0	0	0	0	0	0	0	0	0	0	0	0	0	0	0	0	0
	KP	0	0	0	0	0	0	0	0	0	0	0	0	0	0	0	0	0
	Balochistan	0	0	0	0	0	0	0	0	0	0	0	0	0	0	0	0	0
	AJ&K	0	0	0	0	0	0	0	0	0	0	0	0	0	0	0	0	0
	GB	0	0	0	0	0	0	0	0	0	0	0	0	0	0	0	0	0
	FATA	0	0	0	0	0	0	0	0	0	0	0	0	0	0	0	0	0
Pakistan Bureau of	TOTAL	0	0	0	0	0	0	2	0	13	0	0	8	0	230	0	1	254
Statistics, Islamabad.	Islamabad	0	0	0	0	0	0	1	0	4	0	0	0	0	55	0	0	60
	Punjab	0	0	0	0	0	0	1	0	7	0	0	6	0	79	0	0	93
	Sindh R	0	0	0	0	0	0	0	0	0	0	0	1	0	22	0	0	23
	Sindh U	0	0	0	0	0	0	0	0	1	0	0	1	0	25	0	1	28
	KP	0	0	0	0	0	0	0	0	0	0	0	0	0	28	0	0	28
	Balochistan	0	0	0	0	0	0	0	0	0	0	0	0	0	8	0	0	8
	AJ&K	0	0	0	0	0	0	0	0	0	0	0	0	0	5	0	0	5
	GB	0	0	0	0	0	0	0	0	1	0	0	0	0	1	0	0	2
	FATA	0	0	0	0	0	0	0	0	0	0	0	0	0	7	0	0	7
38 Textile Industry	G. TOTAL	0	1	0	0	0	0	0	0	1	0	1	0	0	3	0	1	7
Division	TOTAL	0	1	0	0	0	0	0	0	0	0	0	0	0	3	0	1	5
Main, Islamabad.	Islamabad	0	0	0	0	0	0	0	0	0	0	0	0	0	0	0	0	0
	Punjab	0	1	0	0	0	0	0	0	0	0	0	0	0	1	0	0	2
	Sindh R	0	0	0	0	0	0	0	0	0	0	0	0	0	0	0	0	0
	Sindh U	0	0	0	0	0	0	0	0	0	0	0	0	0	0	0	0	0
	KP	0	0	0	0	0	0	0	0	0	0	0	0	0	2	0	1	3
	Balochistan	0	0	0	0	0	0	0	0	0	0	0	0	0	0	0	0	0
	AJ&K	0	0	0	0	0	0	0	0	0	0	0	0	0	0	0	0	0
	GB	0	0	0	0	0	0	0	0	0	0	0	0	0	0	0	0	0
	FATA	0	0	0	0	0	0	0	0	0	0	0	0	0	0	0	0	0
Textile Commissioner's	TOTAL	0	0	0	0	0	0	0	0	1	0	1	0	0	0	0	0	2
Organization, Karachi.	Islamabad	0	0	0	0	0	0	0	0	0	0	0	0	0	0	0	0	0
	Punjab	0	0	0	0	0	0	0	0	1	0	0	0	0	0	0	0	1
	Sindh R	0	0	0	0	0	0	0	0	0	0	1	0	0	0	0	0	1
	Sindh U	0	0	0	0	0	0	0	0	0	0	0	0	0	0	0	0	0
	KP	0	0	0	0	0	0	0	0	0	0	0	0	0	0	0	0	0
	Balochistan	0	0	0	0	0	0	0	0	0	0	0	0	0	0	0	0	0
	AJ&K	0	0	0	0	0	0	0	0	0	0	0	0	0	0	0	0	0
	GB	0	0	0	0	0	0	0	0	0	0	0	0	0	0	0	0	0
	FATA	0	0	0	0	0	0	0	0	0	0	0	0	0	0	0	0	0

TABLE-25
DOMICILE WISE ACTUAL STRENGTH OF FEMALE EMPLOYEES BY BASIC SCALE AND DIVISION / ATTACHED
DEPARTMENTS / SUBORDINATE OFFICES

DIVISION/OFFICE	DOMICILE	BASIC SCALE 1 to 16																
		1	2	3	4	5	6	7	8	9	10	11	12	13	14	15	16	TOTAL
39 Water and Power	G. TOTAL	1	0	0	0	0	0	1	0	1	0	0	0	0	3	0	1	7
Division	TOTAL	0	0	0	0	0	0	0	0	0	0	0	0	0	1	0	0	1
Main, Islamabad.	Islamabad	0	0	0	0	0	0	0	0	0	0	0	0	0	0	0	0	0
	Punjab	0	0	0	0	0	0	0	0	0	0	0	0	0	1	0	0	1
	Sindh R	0	0	0	0	0	0	0	0	0	0	0	0	0	0	0	0	0
	Sindh U	0	0	0	0	0	0	0	0	0	0	0	0	0	0	0	0	0
	KP	0	0	0	0	0	0	0	0	0	0	0	0	0	0	0	0	0
	Balochistan	0	0	0	0	0	0	0	0	0	0	0	0	0	0	0	0	0
	AJ&K	0	0	0	0	0	0	0	0	0	0	0	0	0	0	0	0	0
	GB	0	0	0	0	0	0	0	0	0	0	0	0	0	0	0	0	0
	FATA	0	0	0	0	0	0	0	0	0	0	0	0	0	0	0	0	0
National Energy	TOTAL	0	0	0	0	0	0	0	0	0	0	0	0	0	0	0	0	0
Conservation Centre	Islamabad	0	0	0	0	0	0	0	0	0	0	0	0	0	0	0	0	0
(ENERCON) Islamabad	Punjab	0	0	0	0	0	0	0	0	0	0	0	0	0	0	0	0	0
	Sindh R	0	0	0	0	0	0	0	0	0	0	0	0	0	0	0	0	0
	Sindh U	0	0	0	0	0	0	0	0	0	0	0	0	0	0	0	0	0
	KP	0	0	0	0	0	0	0	0	0	0	0	0	0	0	0	0	0
	Balochistan	0	0	0	0	0	0	0	0	0	0	0	0	0	0	0	0	0
	AJ&K	0	0	0	0	0	0	0	0	0	0	0	0	0	0	0	0	0
	GB	0	0	0	0	0	0	0	0	0	0	0	0	0	0	0	0	0
	FATA	0	0	0	0	0	0	0	0	0	0	0	0	0	0	0	0	0
Office of the Chief	TOTAL	0	0	0	0	0	0	1	0	1	0	0	0	0	2	0	1	5
Engineering Adviser/	Islamabad	0	0	0	0	0	0	1	0	0	0	0	0	0	1	0	0	2
Chairman Federal	Punjab	0	0	0	0	0	0	0	0	1	0	0	0	0	1	0	1	3
Flood Commission,	Sindh R	0	0	0	0	0	0	0	0	0	0	0	0	0	0	0	0	0
Islamabad.	Sindh U	0	0	0	0	0	0	0	0	0	0	0	0	0	0	0	0	0
	KP	0	0	0	0	0	0	0	0	0	0	0	0	0	0	0	0	0
	Balochistan	0	0	0	0	0	0	0	0	0	0	0	0	0	0	0	0	0
	AJ&K	0	0	0	0	0	0	0	0	0	0	0	0	0	0	0	0	0
	GB	0	0	0	0	0	0	0	0	0	0	0	0	0	0	0	0	0
	FATA	0	0	0	0	0	0	0	0	0	0	0	0	0	0	0	0	0
Pakistan Commissioner	TOTAL	1	0	0	0	0	0	0	0	0	0	0	0	0	0	0	0	1
for Indus Waters,	Islamabad	0	0	0	0	0	0	0	0	0	0	0	0	0	0	0	0	0
Lahore.	Punjab	1	0	0	0	0	0	0	0	0	0	0	0	0	0	0	0	1
	Sindh R	0	0	0	0	0	0	0	0	0	0	0	0	0	0	0	0	0
	Sindh U	0	0	0	0	0	0	0	0	0	0	0	0	0	0	0	0	0
	KP	0	0	0	0	0	0	0	0	0	0	0	0	0	0	0	0	0
	Balochistan	0	0	0	0	0	0	0	0	0	0	0	0	0	0	0	0	0
	AJ&K	0	0	0	0	0	0	0	0	0	0	0	0	0	0	0	0	0
	GB	0	0	0	0	0	0	0	0	0	0	0	0	0	0	0	0	0
	FATA	0	0	0	0	0	0	0	0	0	0	0	0	0	0	0	0	0

TABLE-25
DOMICILE WISE ACTUAL STRENGTH OF FEMALE EMPLOYEES BY BASIC SCALE AND DIVISION / ATTACHED
DEPARTMENTS / SUBORDINATE OFFICES

DIVISION/OFFICE	DOMICILE	BASIC SCALE 1 to 16																
		1	2	3	4	5	6	7	8	9	10	11	12	13	14	15	16	TOTAL
40 President's Secretariat	TOTAL	3	0	0	0	0	0	1	0	3	0	0	0	0	5	0	3	15
(Public),	Islamabad	0	0	0	0	0	0	0	0	0	0	0	0	0	0	0	0	0
Islamabad.	Punjab	3	0	0	0	0	0	1	0	3	0	0	0	0	5	0	3	15
	Sindh R	0	0	0	0	0	0	0	0	0	0	0	0	0	0	0	0	0
	Sindh U	0	0	0	0	0	0	0	0	0	0	0	0	0	0	0	0	0
	KP	0	0	0	0	0	0	0	0	0	0	0	0	0	0	0	0	0
	Balochistan	0	0	0	0	0	0	0	0	0	0	0	0	0	0	0	0	0
	AJ&K	0	0	0	0	0	0	0	0	0	0	0	0	0	0	0	0	0
	GB	0	0	0	0	0	0	0	0	0	0	0	0	0	0	0	0	0
	FATA	0	0	0	0	0	0	0	0	0	0	0	0	0	0	0	0	0
41 President's Secretariat	TOTAL	1	1	0	0	0	0	3	1	2	0	0	0	0	1	0	0	9
(Personal),	Islamabad	0	0	0	0	0	0	0	0	0	0	0	0	0	1	0	0	1
Islamabad.	Punjab	1	1	0	0	0	0	3	0	2	0	0	0	0	0	0	0	7
	Sindh R	0	0	0	0	0	0	0	0	0	0	0	0	0	0	0	0	0
	Sindh U	0	0	0	0	0	0	0	0	0	0	0	0	0	0	0	0	0
	KP	0	0	0	0	0	0	0	1	0	0	0	0	0	0	0	0	1
	Balochistan	0	0	0	0	0	0	0	0	0	0	0	0	0	0	0	0	0
	AJ&K	0	0	0	0	0	0	0	0	0	0	0	0	0	0	0	0	0
	GB	0	0	0	0	0	0	0	0	0	0	0	0	0	0	0	0	0
	FATA	0	0	0	0	0	0	0	0	0	0	0	0	0	0	0	0	0
42 Prime Minister's	G. TOTAL	1	0	0	0	0	0	0	0	1	0	0	0	1	0	0	3	6
Office (Public)	TOTAL	1	0	0	0	0	0	0	0	0	0	0	0	0	0	0	1	2
Main, Islamabad.	Islamabad	0	0	0	0	0	0	0	0	0	0	0	0	0	0	0	0	0
	Punjab	0	0	0	0	0	0	0	0	0	0	0	0	0	0	0	1	1
	Sindh R	0	0	0	0	0	0	0	0	0	0	0	0	0	0	0	0	0
	Sindh U	0	0	0	0	0	0	0	0	0	0	0	0	0	0	0	0	0
	KP	0	0	0	0	0	0	0	0	0	0	0	0	0	0	0	0	0
	Balochistan	0	0	0	0	0	0	0	0	0	0	0	0	0	0	0	0	0
	AJ&K	1	0	0	0	0	0	0	0	0	0	0	0	0	0	0	0	1
	GB	0	0	0	0	0	0	0	0	0	0	0	0	0	0	0	0	0
	FATA	0	0	0	0	0	0	0	0	0	0	0	0	0	0	0	0	0
Board of Investment,	TOTAL	0	0	0	0	0	0	0	0	0	0	0	0	1	0	0	1	2
Islamabad.	Islamabad	0	0	0	0	0	0	0	0	0	0	0	0	0	0	0	0	0
	Punjab	0	0	0	0	0	0	0	0	0	0	0	0	0	0	0	1	1
	Sindh R	0	0	0	0	0	0	0	0	0	0	0	0	0	0	0	0	0
	Sindh U	0	0	0	0	0	0	0	0	0	0	0	0	1	0	0	0	1
	KP	0	0	0	0	0	0	0	0	0	0	0	0	0	0	0	0	0
	Balochistan	0	0	0	0	0	0	0	0	0	0	0	0	0	0	0	0	0
	AJ&K	0	0	0	0	0	0	0	0	0	0	0	0	0	0	0	0	0
	GB	0	0	0	0	0	0	0	0	0	0	0	0	0	0	0	0	0
	FATA	0	0	0	0	0	0	0	0	0	0	0	0	0	0	0	0	0

TABLE-25
DOMICILE WISE ACTUAL STRENGTH OF FEMALE EMPLOYEES BY BASIC SCALE AND DIVISION / ATTACHED DEPARTMENTS / SUBORDINATE OFFICES

DIVISION/OFFICE	DOMICILE	BASIC SCALE 1 to 16																TOTAL
		1	2	3	4	5	6	7	8	9	10	11	12	13	14	15	16	
National Commission for Government Reforms, Islamabad.	TOTAL	0	0	0	0	0	0	0	0	0	0	0	0	0	0	0	0	0
	Islamabad	0	0	0	0	0	0	0	0	0	0	0	0	0	0	0	0	0
	Punjab	0	0	0	0	0	0	0	0	0	0	0	0	0	0	0	0	0
	Sindh R	0	0	0	0	0	0	0	0	0	0	0	0	0	0	0	0	0
	Sindh U	0	0	0	0	0	0	0	0	0	0	0	0	0	0	0	0	0
	KP	0	0	0	0	0	0	0	0	0	0	0	0	0	0	0	0	0
	Balochistan	0	0	0	0	0	0	0	0	0	0	0	0	0	0	0	0	0
	AJ&K	0	0	0	0	0	0	0	0	0	0	0	0	0	0	0	0	0
	GB	0	0	0	0	0	0	0	0	0	0	0	0	0	0	0	0	0
	FATA	0	0	0	0	0	0	0	0	0	0	0	0	0	0	0	0	0
Prime Minister's Inspection Commission, Islamabad.	TOTAL	0	0	0	0	0	0	0	0	1	0	0	0	0	0	0	1	2
	Islamabad	0	0	0	0	0	0	0	0	0	0	0	0	0	0	0	1	1
	Punjab	0	0	0	0	0	0	0	0	1	0	0	0	0	0	0	0	1
	Sindh R	0	0	0	0	0	0	0	0	0	0	0	0	0	0	0	0	0
	Sindh U	0	0	0	0	0	0	0	0	0	0	0	0	0	0	0	0	0
	KP	0	0	0	0	0	0	0	0	0	0	0	0	0	0	0	0	0
	Balochistan	0	0	0	0	0	0	0	0	0	0	0	0	0	0	0	0	0
	AJ&K	0	0	0	0	0	0	0	0	0	0	0	0	0	0	0	0	0
	GB	0	0	0	0	0	0	0	0	0	0	0	0	0	0	0	0	0
	FATA	0	0	0	0	0	0	0	0	0	0	0	0	0	0	0	0	0
43 Prime Minister's Office (Internal), Islamabad.	TOTAL	0	0	0	0	0	0	2	1	10	0	2	0	0	3	0	0	18
	Islamabad	0	0	0	0	0	0	0	0	3	0	0	0	0	0	0	0	3
	Punjab	0	0	0	0	0	0	1	1	6	0	2	0	0	3	0	0	13
	Sindh R	0	0	0	0	0	0	0	0	0	0	0	0	0	0	0	0	0
	Sindh U	0	0	0	0	0	0	0	0	0	0	0	0	0	0	0	0	0
	KP	0	0	0	0	0	0	1	0	0	0	0	0	0	0	0	0	1
	Balochistan	0	0	0	0	0	0	0	0	0	0	0	0	0	0	0	0	0
	AJ&K	0	0	0	0	0	0	0	0	0	0	0	0	0	0	0	0	0
	GB	0	0	0	0	0	0	0	0	0	0	0	0	0	0	0	0	0
	FATA	0	0	0	0	0	0	0	0	1	0	0	0	0	0	0	0	1
44 National Assembly Secretariat, Islamabad.	TOTAL	3	0	0	0	0	0	12	0	2	1	3	0	0	12	0	4	37
	Islamabad	3	0	0	0	0	0	0	0	0	0	0	0	0	0	0	0	3
	Punjab	0	0	0	0	0	0	9	0	1	0	1	0	0	5	0	2	18
	Sindh R	0	0	0	0	0	0	0	0	0	1	1	0	0	3	0	0	5
	Sindh U	0	0	0	0	0	0	0	0	0	0	0	0	0	2	0	1	3
	KP	0	0	0	0	0	0	2	0	0	0	1	0	0	0	0	1	4
	Balochistan	0	0	0	0	0	0	0	0	1	0	0	0	0	1	0	0	2
	AJ&K	0	0	0	0	0	0	1	0	0	0	0	0	0	0	0	0	1
	GB	0	0	0	0	0	0	0	0	0	0	0	0	0	1	0	0	1
	FATA	0	0	0	0	0	0	0	0	0	0	0	0	0	0	0	0	0

TABLE-25
DOMICILE WISE ACTUAL STRENGTH OF FEMALE EMPLOYEES BY BASIC SCALE AND DIVISION / ATTACHED
DEPARTMENTS / SUBORDINATE OFFICES

DIVISION/OFFICE	DOMICILE	BASIC SCALE 1 to 16																
		1	2	3	4	5	6	7	8	9	10	11	12	13	14	15	16	TOTAL
45 Senate Secretariat,	TOTAL	4	0	0	1	0	0	6	0	1	0	2	0	0	9	0	4	27
Islamabad.	Islamabad	1	0	0	0	0	0	3	0	0	0	1	0	0	1	0	0	6
	Punjab	3	0	0	0	0	0	2	0	0	0	1	0	0	6	0	3	15
	Sindh R	0	0	0	1	0	0	0	0	1	0	0	0	0	0	0	0	2
	Sindh U	0	0	0	0	0	0	0	0	0	0	0	0	0	0	0	1	1
	KP	0	0	0	0	0	0	1	0	0	0	0	0	0	2	0	0	3
	Balochistan	0	0	0	0	0	0	0	0	0	0	0	0	0	0	0	0	0
	AJ&K	0	0	0	0	0	0	0	0	0	0	0	0	0	0	0	0	0
	GB	0	0	0	0	0	0	0	0	0	0	0	0	0	0	0	0	0
	FATA	0	0	0	0	0	0	0	0	0	0	0	0	0	0	0	0	0
46 Election Commission of	G. TOTAL	0	0	0	0	0	0	0	5	0	7	0	0	7	2	21	0	42
Pakistan	TOTAL	0	0	0	0	0	0	0	1	0	0	0	0	0	1	2	0	4
Main, Islamabad.	Islamabad	0	0	0	0	0	0	0	1	0	0	0	0	0	0	1	0	2
	Punjab	0	0	0	0	0	0	0	0	0	0	0	0	0	1	0	0	1
	Sindh R	0	0	0	0	0	0	0	0	0	0	0	0	0	0	0	0	0
	Sindh U	0	0	0	0	0	0	0	0	0	0	0	0	0	0	0	0	0
	KP	0	0	0	0	0	0	0	0	0	0	0	0	0	0	1	0	1
	Balochistan	0	0	0	0	0	0	0	0	0	0	0	0	0	0	0	0	0
	AJ&K	0	0	0	0	0	0	0	0	0	0	0	0	0	0	0	0	0
	GB	0	0	0	0	0	0	0	0	0	0	0	0	0	0	0	0	0
	FATA	0	0	0	0	0	0	0	0	0	0	0	0	0	0	0	0	0
Provincial Election	TOTAL	0	0	0	0	0	0	0	4	0	7	0	0	7	1	19	0	38
Commissioners,	Islamabad	0	0	0	0	0	0	0	0	0	0	0	0	1	0	0	0	1
Punjab, Sindh, KP and	Punjab	0	0	0	0	0	0	0	3	0	0	0	0	4	1	7	0	15
Balochistan.	Sindh R	0	0	0	0	0	0	0	1	0	1	0	0	0	3	0	0	5
	Sindh U	0	0	0	0	0	0	0	0	0	1	0	0	1	0	4	0	6
	KP	0	0	0	0	0	0	0	0	0	3	0	0	0	0	2	0	5
	Balochistan	0	0	0	0	0	0	0	0	0	2	0	0	1	0	3	0	6
	AJ&K	0	0	0	0	0	0	0	0	0	0	0	0	0	0	0	0	0
	GB	0	0	0	0	0	0	0	0	0	0	0	0	0	0	0	0	0
	FATA	0	0	0	0	0	0	0	0	0	0	0	0	0	0	0	0	0
47 Wafaqi Mohtasib	TOTAL	2	1	0	0	0	0	3	0	4	0	0	0	0	9	0	1	20
(Ombudsman)'s	Islamabad	0	1	0	0	0	0	1	0	0	0	0	0	0	2	0	0	4
Secretariat,	Punjab	1	0	0	0	0	0	1	0	4	0	0	0	0	4	0	1	11
Islamabad.	Sindh R	0	0	0	0	0	0	0	0	0	0	0	0	0	0	0	0	0
	Sindh U	0	0	0	0	0	0	0	0	0	0	0	0	0	3	0	0	3
	KP	0	0	0	0	0	0	1	0	0	0	0	0	0	0	0	0	1
	Balochistan	1	0	0	0	0	0	0	0	0	0	0	0	0	0	0	0	1
	AJ&K	0	0	0	0	0	0	0	0	0	0	0	0	0	0	0	0	0
	GB	0	0	0	0	0	0	0	0	0	0	0	0	0	0	0	0	0
	FATA	0	0	0	0	0	0	0	0	0	0	0	0	0	0	0	0	0

TABLE-25
DOMICILE WISE ACTUAL STRENGTH OF FEMALE EMPLOYEES BY BASIC SCALE AND DIVISION / ATTACHED
DEPARTMENTS / SUBORDINATE OFFICES

DIVISION/OFFICE	DOMICILE	BASIC SCALE 1 to 16																
		1	2	3	4	5	6	7	8	9	10	11	12	13	14	15	16	TOTAL
48 Supreme Court	TOTAL	1	0	0	0	0	0	2	0	2	0	4	0	0	0	0	0	9
of Pakistan,	Islamabad	0	0	0	0	0	0	0	0	1	0	2	0	0	0	0	0	3
Islamabad.	Punjab	1	0	0	0	0	0	2	0	1	0	2	0	0	0	0	0	6
	Sindh R	0	0	0	0	0	0	0	0	0	0	0	0	0	0	0	0	0
	Sindh U	0	0	0	0	0	0	0	0	0	0	0	0	0	0	0	0	0
	KP	0	0	0	0	0	0	0	0	0	0	0	0	0	0	0	0	0
	Balochistan	0	0	0	0	0	0	0	0	0	0	0	0	0	0	0	0	0
	AJ&K	0	0	0	0	0	0	0	0	0	0	0	0	0	0	0	0	0
	GB	0	0	0	0	0	0	0	0	0	0	0	0	0	0	0	0	0
	FATA	0	0	0	0	0	0	0	0	0	0	0	0	0	0	0	0	0
49 Federal Tax Ombudsman	TOTAL	0	0	0	0	0	0	1	0	1	0	0	0	0	2	0	1	5
Secretariat,	Islamabad	0	0	0	0	0	0	0	0	0	0	0	0	0	0	0	0	0
Islamabad.	Punjab	0	0	0	0	0	0	0	0	1	0	0	0	0	1	0	1	3
	Sindh R	0	0	0	0	0	0	1	0	0	0	0	0	0	0	0	0	1
	Sindh U	0	0	0	0	0	0	0	0	0	0	0	0	0	1	0	0	1
	KP	0	0	0	0	0	0	0	0	0	0	0	0	0	0	0	0	0
	Balochistan	0	0	0	0	0	0	0	0	0	0	0	0	0	0	0	0	0
	AJ&K	0	0	0	0	0	0	0	0	0	0	0	0	0	0	0	0	0
	GB	0	0	0	0	0	0	0	0	0	0	0	0	0	0	0	0	0
	FATA	0	0	0	0	0	0	0	0	0	0	0	0	0	0	0	0	0
50 National Accountability	TOTAL	9	0	0	0	0	0	3	0	5	0	0	1	0	12	1	24	55
Bureau, Islamabad.	Islamabad	1	0	0	0	0	0	0	0	0	0	0	0	0	1	0	0	2
	Punjab	8	0	0	0	0	0	2	0	1	0	0	1	0	9	0	16	37
	Sindh R	0	0	0	0	0	0	0	0	1	0	0	0	0	0	0	2	3
	Sindh U	0	0	0	0	0	0	1	0	3	0	0	0	0	1	0	0	5
	KP	0	0	0	0	0	0	0	0	0	0	0	0	0	0	0	4	4
	Balochistan	0	0	0	0	0	0	0	0	0	0	0	0	0	1	0	1	2
	AJ&K	0	0	0	0	0	0	0	0	0	0	0	0	0	0	0	0	0
	GB	0	0	0	0	0	0	0	0	0	0	0	0	0	0	1	1	2
	FATA	0	0	0	0	0	0	0	0	0	0	0	0	0	0	0	0	0
G. TOTAL		1254	1003	1141	52	1248	85	1272	85	2163	54	385	133	26	3005	83	5295	17284

TABLE-25
DOMICILE WISE ACTUAL STRENGTH OF FEMALE EMPLOYEES BY BASIC SCALE AND DIVISION / ATTACHED
DEPARTMENTS / SUBORDINATE OFFICES

DIVISION/OFFICE	DOMICILE	BASIC SCALE 17 to 22						TOTAL	G.TOTAL BS 1-22	
		17	18	19	20	21	22			
1	Aviation Division	G. TOTAL	14	8	0	1	0	0	23	813
	Main, Islamabad.	TOTAL	0	0	0	1	0	0	1	1
		Islamabad	0	0	0	0	0	0	0	0
		Punjab	0	0	0	0	0	0	0	0
		Sindh R	0	0	0	0	0	0	0	0
		Sindh U	0	0	0	0	0	0	0	0
		KP	0	0	0	1	0	0	1	1
		Balochistan	0	0	0	0	0	0	0	0
		AJ&K	0	0	0	0	0	0	0	0
		GB	0	0	0	0	0	0	0	0
		FATA	0	0	0	0	0	0	0	0
	Airports Security Force,	TOTAL	5	3	0	0	0	0	8	753
	Karachi.	Islamabad	0	0	0	0	0	0	0	0
		Punjab	2	0	0	0	0	0	2	392
		Sindh R	0	0	0	0	0	0	0	84
		Sindh U	3	1	0	0	0	0	4	133
		KP	0	0	0	0	0	0	0	69
		Balochistan	0	2	0	0	0	0	2	46
		AJ&K	0	0	0	0	0	0	0	9
		GB	0	0	0	0	0	0	0	16
		FATA	0	0	0	0	0	0	0	4
	Pakistan Meteorological	TOTAL	9	5	0	0	0	0	14	60
	Department, Islamabad.	Islamabad	0	0	0	0	0	0	0	5
		Punjab	7	4	0	0	0	0	11	33
		Sindh R	1	0	0	0	0	0	1	7
		Sindh U	1	1	0	0	0	0	2	9
		KP	0	0	0	0	0	0	0	2
		Balochistan	0	0	0	0	0	0	0	2
		AJ&K	0	0	0	0	0	0	0	2
		GB	0	0	0	0	0	0	0	0
		FATA	0	0	0	0	0	0	0	0
2	Cabinet Division	G. TOTAL	37	17	2	0	0	0	56	140
	Main, Islamabad.	TOTAL	0	9	2	0	0	0	11	26
		Islamabad	0	0	0	0	0	0	0	1
		Punjab	0	4	2	0	0	0	6	16
		Sindh R	0	0	0	0	0	0	0	0
		Sindh U	0	1	0	0	0	0	1	2
		KP	0	2	0	0	0	0	2	4
		Balochistan	0	2	0	0	0	0	2	2
		AJ&K	0	0	0	0	0	0	0	0
		GB	0	0	0	0	0	0	0	0
		FATA	0	0	0	0	0	0	0	1

TABLE-25
DOMICILE WISE ACTUAL STRENGTH OF FEMALE EMPLOYEES BY BASIC SCALE AND DIVISION / ATTACHED
DEPARTMENTS / SUBORDINATE OFFICES

DIVISION/OFFICE	DOMICILE	BASIC SCALE 17 to 22						TOTAL	G.TOTAL BS 1-22
		17	18	19	20	21	22		
Department of	TOTAL	0	0	0	0	0	0	0	7
Communications	Islamabad	0	0	0	0	0	0	0	0
Security, Islamabad.	Punjab	0	0	0	0	0	0	0	6
	Sindh R	0	0	0	0	0	0	0	0
	Sindh U	0	0	0	0	0	0	0	0
	KP	0	0	0	0	0	0	0	0
	Balochistan	0	0	0	0	0	0	0	1
	AJ&K	0	0	0	0	0	0	0	0
	GB	0	0	0	0	0	0	0	0
	FATA	0	0	0	0	0	0	0	0
Department of	TOTAL	0	0	0	0	0	0	0	7
Stationery and Forms,	Islamabad	0	0	0	0	0	0	0	0
Karachi.	Punjab	0	0	0	0	0	0	0	0
	Sindh R	0	0	0	0	0	0	0	0
	Sindh U	0	0	0	0	0	0	0	7
	KP	0	0	0	0	0	0	0	0
	Balochistan	0	0	0	0	0	0	0	0
	AJ&K	0	0	0	0	0	0	0	0
	GB	0	0	0	0	0	0	0	0
	FATA	0	0	0	0	0	0	0	0
National Archives of	TOTAL	0	0	0	0	0	0	0	4
Pakistan, Islamabad.	Islamabad	0	0	0	0	0	0	0	0
	Punjab	0	0	0	0	0	0	0	4
	Sindh R	0	0	0	0	0	0	0	0
	Sindh U	0	0	0	0	0	0	0	0
	KP	0	0	0	0	0	0	0	0
	Balochistan	0	0	0	0	0	0	0	0
	AJ&K	0	0	0	0	0	0	0	0
	GB	0	0	0	0	0	0	0	0
	FATA	0	0	0	0	0	0	0	0
Federal Medical and	TOTAL	20	2	0	0	0	0	22	24
Dental College	Islamabad	2	0	0	0	0	0	2	2
Islamabad.	Punjab	8	1	0	0	0	0	9	10
	Sindh R	1	0	0	0	0	0	1	1
	Sindh U	2	0	0	0	0	0	2	2
	KP	5	1	0	0	0	0	6	6
	Balochistan	1	0	0	0	0	0	1	1
	AJ&K	1	0	0	0	0	0	1	2
	GB	0	0	0	0	0	0	0	0
	FATA	0	0	0	0	0	0	0	0

TABLE-25
DOMICILE WISE ACTUAL STRENGTH OF FEMALE EMPLOYEES BY BASIC SCALE AND DIVISION / ATTACHED
DEPARTMENTS / SUBORDINATE OFFICES

DIVISION/OFFICE	DOMICILE	BASIC SCALE 17 to 22						TOTAL	G.TOTAL BS 1-22
		17	18	19	20	21	22		
Federal Government	TOTAL	2	1	0	0	0	0	3	17
Tuberculosis Centre	Islamabad	1	0	0	0	0	0	1	1
Rawalpindi	Punjab	0	1	0	0	0	0	1	11
	Sindh R	0	0	0	0	0	0	0	1
	Sindh U	0	0	0	0	0	0	0	1
	KP	0	0	0	0	0	0	0	0
	Balochistan	1	0	0	0	0	0	1	2
	AJ&K	0	0	0	0	0	0	0	0
	GB	0	0	0	0	0	0	0	0
	FATA	0	0	0	0	0	0	0	1
	Federal General Hospital	TOTAL	15	5	0	0	0	0	20
Prime Minister National	Islamabad	0	0	0	0	0	0	0	11
Complex, Islamabad. Islamabad.	Punjab	9	5	0	0	0	0	14	29
	Sindh R	1	0	0	0	0	0	1	4
	Sindh U	1	0	0	0	0	0	1	3
	KP	3	0	0	0	0	0	3	5
	Balochistan	1	0	0	0	0	0	1	1
	AJ&K	0	0	0	0	0	0	0	2
	GB	0	0	0	0	0	0	0	0
	FATA	0	0	0	0	0	0	0	0
	3 Capital	G. TOTAL	1944	511	223	17	1	0	2696
Administration & Development Division Main, Islamabad.	TOTAL	1	3	3	1	0	0	8	22
	Islamabad	0	0	0	0	0	0	0	7
	Punjab	1	2	1	0	0	0	4	9
	Sindh R	0	0	0	0	0	0	0	0
	Sindh U	0	0	2	0	0	0	2	3
	KP	0	0	0	1	0	0	1	2
	Balochistan	0	0	0	0	0	0	0	0
	AJ&K	0	1	0	0	0	0	1	1
	GB	0	0	0	0	0	0	0	0
Department of Libraries Islamabad.	TOTAL	1	0	0	0	0	0	1	14
	Islamabad	1	0	0	0	0	0	1	2
	Punjab	0	0	0	0	0	0	0	11
	Sindh R	0	0	0	0	0	0	0	0
	Sindh U	0	0	0	0	0	0	0	0
	KP	0	0	0	0	0	0	0	0
	Balochistan	0	0	0	0	0	0	0	1
	AJ&K	0	0	0	0	0	0	0	0
	GB	0	0	0	0	0	0	0	0
FATA	0	0	0	0	0	0	0	0	

TABLE-25
DOMICILE WISE ACTUAL STRENGTH OF FEMALE EMPLOYEES BY BASIC SCALE AND DIVISION / ATTACHED
DEPARTMENTS / SUBORDINATE OFFICES

DIVISION/OFFICE	DOMICILE	BASIC SCALE 17 to 22							G.TOTAL BS 1-22
		17	18	19	20	21	22	TOTAL	
Department of Tourist	TOTAL	0	0	0	0	0	0	0	2
Services Islamabad.	Islamabad	0	0	0	0	0	0	0	2
	Punjab	0	0	0	0	0	0	0	0
	Sindh R	0	0	0	0	0	0	0	0
	Sindh U	0	0	0	0	0	0	0	0
	KP	0	0	0	0	0	0	0	0
	Balochistan	0	0	0	0	0	0	0	0
	AJ&K	0	0	0	0	0	0	0	0
	GB	0	0	0	0	0	0	0	0
Directorate of	FATA	0	0	0	0	0	0	0	0
	TOTAL	0	0	1	1	0	0	2	5
Workers Education Islamabad.	Islamabad	0	0	0	0	0	0	0	0
	Punjab	0	0	1	1	0	0	2	4
	Sindh R	0	0	0	0	0	0	0	0
	Sindh U	0	0	0	0	0	0	0	0
	KP	0	0	0	0	0	0	0	1
	Balochistan	0	0	0	0	0	0	0	0
	AJ&K	0	0	0	0	0	0	0	0
	GB	0	0	0	0	0	0	0	0
Directorate General of	FATA	0	0	0	0	0	0	0	0
	TOTAL	69	6	3	0	0	0	78	166
Special Education Islamabad.	Islamabad	8	0	0	0	0	0	8	23
	Punjab	48	6	3	0	0	0	57	111
	Sindh R	1	0	0	0	0	0	1	4
	Sindh U	1	0	0	0	0	0	1	5
	KP	7	0	0	0	0	0	7	16
	Balochistan	2	0	0	0	0	0	2	4
	AJ&K	0	0	0	0	0	0	0	0
	GB	2	0	0	0	0	0	2	3
District Family Health Office, Islamabad.	FATA	0	0	0	0	0	0	0	0
	TOTAL	2	3	0	0	0	0	5	98
Office, Islamabad.	Islamabad	0	0	0	0	0	0	0	15
	Punjab	0	1	0	0	0	0	1	57
	Sindh R	0	0	0	0	0	0	0	5
	Sindh U	0	0	0	0	0	0	0	0
	KP	0	1	0	0	0	0	1	14
	Balochistan	1	0	0	0	0	0	1	2
	AJ&K	1	0	0	0	0	0	1	4
	GB	0	0	0	0	0	0	0	0
FATA	0	1	0	0	0	0	1	1	

TABLE-25
DOMICILE WISE ACTUAL STRENGTH OF FEMALE EMPLOYEES BY BASIC SCALE AND DIVISION / ATTACHED
DEPARTMENTS / SUBORDINATE OFFICES

DIVISION/OFFICE	DOMICILE	BASIC SCALE 17 to 22						TOTAL	G.TOTAL BS 1-22
		17	18	19	20	21	22		
Federal College of	TOTAL	9	3	1	0	0	0	13	18
Education	Islamabad	0	0	0	0	0	0	0	3
Islamabad.	Punjab	7	1	1	0	0	0	9	11
	Sindh R	0	0	0	0	0	0	0	0
	Sindh U	1	1	0	0	0	0	2	2
	KP	0	0	0	0	0	0	0	0
	Balochistan	1	0	0	0	0	0	1	1
	AJ&K	0	0	0	0	0	0	0	0
	GB	0	1	0	0	0	0	1	1
	FATA	0	0	0	0	0	0	0	0
Federal Directorate of	TOTAL	1463	428	192	11	0	0	2094	6353
Education Islamabad.	Islamabad	55	21	11	1	0	0	88	1117
	Punjab	1118	245	108	7	0	0	1478	3911
	Sindh R	62	36	15	2	0	0	115	314
	Sindh U	52	29	12	0	0	0	93	297
	KP	94	60	31	1	0	0	186	457
	Balochistan	29	16	6	0	0	0	51	91
	AJ&K	30	12	6	0	0	0	48	99
	GB	9	4	2	0	0	0	15	28
	FATA	14	5	1	0	0	0	20	39
Federal Government	TOTAL	155	23	6	1	0	0	185	807
Polyclinic, (Postgraduate	Islamabad	0	0	0	0	0	0	0	140
Medical Institution),	Punjab	123	20	4	1	0	0	148	498
Islamabad.	Sindh R	8	0	0	0	0	0	8	16
	Sindh U	6	0	0	0	0	0	6	28
	KP	12	3	1	0	0	0	16	98
	Balochistan	1	0	1	0	0	0	2	4
	AJ&K	2	0	0	0	0	0	2	18
	GB	2	0	0	0	0	0	2	2
	FATA	1	0	0	0	0	0	1	3
Government Polytechnic	TOTAL	17	2	1	0	0	0	20	37
Institute for women	Islamabad	0	0	0	0	0	0	0	2
Islamabad.	Punjab	12	1	0	0	0	0	13	24
	Sindh R	2	1	0	0	0	0	3	4
	Sindh U	1	0	0	0	0	0	1	1
	KP	0	0	1	0	0	0	1	2
	Balochistan	1	0	0	0	0	0	1	1
	AJ&K	0	0	0	0	0	0	0	2
	GB	0	0	0	0	0	0	0	0
	FATA	1	0	0	0	0	0	1	1

TABLE-25
DOMICILE WISE ACTUAL STRENGTH OF FEMALE EMPLOYEES BY BASIC SCALE AND DIVISION / ATTACHED
DEPARTMENTS / SUBORDINATE OFFICES

DIVISION/OFFICE	DOMICILE	BASIC SCALE 17 to 22							G.TOTAL BS 1-22
		17	18	19	20	21	22	TOTAL	
Natioanal Trust for the	TOTAL	0	0	0	0	0	0	0	1
Disabled	Islamabad	0	0	0	0	0	0	0	0
Islamabad.	Punjab	0	0	0	0	0	0	0	1
	Sindh R	0	0	0	0	0	0	0	0
	Sindh U	0	0	0	0	0	0	0	0
	KP	0	0	0	0	0	0	0	0
	Balochistan	0	0	0	0	0	0	0	0
	AJ&K	0	0	0	0	0	0	0	0
	GB	0	0	0	0	0	0	0	0
	FATA	0	0	0	0	0	0	0	0
National Council for the	TOTAL	1	0	0	0	0	0	1	1
Rehabilitation of Disabled	Islamabad	0	0	0	0	0	0	0	0
Persons, Islamabad.	Punjab	1	0	0	0	0	0	1	1
	Sindh R	0	0	0	0	0	0	0	0
	Sindh U	0	0	0	0	0	0	0	0
	KP	0	0	0	0	0	0	0	0
	Balochistan	0	0	0	0	0	0	0	0
	AJ&K	0	0	0	0	0	0	0	0
	GB	0	0	0	0	0	0	0	0
	FATA	0	0	0	0	0	0	0	0
National Council of	TOTAL	4	0	0	0	0	0	4	8
Social Welfare	Islamabad	0	0	0	0	0	0	0	0
Islamabad.	Punjab	2	0	0	0	0	0	2	5
	Sindh R	0	0	0	0	0	0	0	0
	Sindh U	0	0	0	0	0	0	0	1
	KP	1	0	0	0	0	0	1	1
	Balochistan	0	0	0	0	0	0	0	0
	AJ&K	1	0	0	0	0	0	1	1
	GB	0	0	0	0	0	0	0	0
	FATA	0	0	0	0	0	0	0	0
National Institute of	TOTAL	31	5	0	0	0	0	36	83
Rehabilitation Medicine	Islamabad	0	0	0	0	0	0	0	1
Islamabad.	Punjab	19	4	0	0	0	0	23	54
	Sindh R	2	0	0	0	0	0	2	4
	Sindh U	2	0	0	0	0	0	2	6
	KP	6	0	0	0	0	0	6	13
	Balochistan	2	0	0	0	0	0	2	2
	AJ&K	0	0	0	0	0	0	0	2
	GB	0	0	0	0	0	0	0	0
	FATA	0	1	0	0	0	0	1	1

TABLE-25
DOMICILE WISE ACTUAL STRENGTH OF FEMALE EMPLOYEES BY BASIC SCALE AND DIVISION / ATTACHED
DEPARTMENTS / SUBORDINATE OFFICES

DIVISION/OFFICE	DOMICILE	BASIC SCALE 17 to 22						TOTAL	G.TOTAL BS 1-22
		17	18	19	20	21	22		
National Institute of	TOTAL	6	5	0	0	0	0	11	13
Science & Technical	Islamabad	0	0	0	0	0	0	0	0
Education Islamabad.	Punjab	4	3	0	0	0	0	7	9
	Sindh R	1	0	0	0	0	0	1	1
	Sindh U	0	1	0	0	0	0	1	1
	KP	1	1	0	0	0	0	2	2
	Balochistan	0	0	0	0	0	0	0	0
	AJ&K	0	0	0	0	0	0	0	0
	GB	0	0	0	0	0	0	0	0
	FATA	0	0	0	0	0	0	0	0
Shaheed Zulfiqar Ali	TOTAL	171	32	14	3	1	0	221	1044
Bhutto Medical	Islamabad	0	2	0	0	0	0	2	68
University (PIMS),	Punjab	130	21	13	3	0	0	167	797
Islamabad.	Sindh R	4	0	0	0	0	0	4	47
	Sindh U	5	1	0	0	1	0	7	35
	KP	21	4	0	0	0	0	25	60
	Balochistan	5	2	1	0	0	0	8	8
	AJ&K	1	2	0	0	0	0	3	13
	GB	0	0	0	0	0	0	0	1
	FATA	5	0	0	0	0	0	5	15
Regional Training	TOTAL	6	1	1	0	0	0	8	15
Institute, Islamabad.	Islamabad	0	1	0	0	0	0	1	2
	Punjab	4	0	1	0	0	0	5	9
	Sindh R	0	0	0	0	0	0	0	0
	Sindh U	0	0	0	0	0	0	0	0
	KP	0	0	0	0	0	0	0	2
	Balochistan	1	0	0	0	0	0	1	1
	AJ&K	1	0	0	0	0	0	1	1
	GB	0	0	0	0	0	0	0	0
	FATA	0	0	0	0	0	0	0	0
Social Welfare Centre	TOTAL	8	0	0	0	0	0	8	54
Islamabad.	Islamabad	0	0	0	0	0	0	0	16
	Punjab	7	0	0	0	0	0	7	33
	Sindh R	0	0	0	0	0	0	0	0
	Sindh U	0	0	0	0	0	0	0	0
	KP	1	0	0	0	0	0	1	2
	Balochistan	0	0	0	0	0	0	0	0
	AJ&K	0	0	0	0	0	0	0	2
	GB	0	0	0	0	0	0	0	1
	FATA	0	0	0	0	0	0	0	0

TABLE-25
DOMICILE WISE ACTUAL STRENGTH OF FEMALE EMPLOYEES BY BASIC SCALE AND DIVISION / ATTACHED
DEPARTMENTS / SUBORDINATE OFFICES

DIVISION/OFFICE	DOMICILE	BASIC SCALE 17 to 22						TOTAL	G.TOTAL BS 1-22
		17	18	19	20	21	22		
Technical Panel on	TOTAL	0	0	1	0	0	0	1	2
Teacher Education	Islamabad	0	0	0	0	0	0	0	1
Islamabad.	Punjab	0	0	1	0	0	0	1	1
	Sindh R	0	0	0	0	0	0	0	0
	Sindh U	0	0	0	0	0	0	0	0
	KP	0	0	0	0	0	0	0	0
	Balochistan	0	0	0	0	0	0	0	0
	AJ&K	0	0	0	0	0	0	0	0
	GB	0	0	0	0	0	0	0	0
	FATA	0	0	0	0	0	0	0	0
4 Commerce Division	G. TOTAL	13	15	5	2	2	0	37	70
Main, Islamabad.	TOTAL	6	4	1	2	1	0	14	35
	Islamabad	0	0	0	0	0	0	0	2
	Punjab	3	2	1	2	1	0	9	19
	Sindh R	2	0	0	0	0	0	2	6
	Sindh U	0	0	0	0	0	0	0	2
	KP	1	2	0	0	0	0	3	5
	Balochistan	0	0	0	0	0	0	0	0
	AJ&K	0	0	0	0	0	0	0	1
	GB	0	0	0	0	0	0	0	0
	FATA	0	0	0	0	0	0	0	0
Directorate General of	TOTAL	0	0	0	0	0	0	0	1
Trade Organizations,	Islamabad	0	0	0	0	0	0	0	0
Islamabad.	Punjab	0	0	0	0	0	0	0	1
	Sindh R	0	0	0	0	0	0	0	0
	Sindh U	0	0	0	0	0	0	0	0
	KP	0	0	0	0	0	0	0	0
	Balochistan	0	0	0	0	0	0	0	0
	AJ&K	0	0	0	0	0	0	0	0
	GB	0	0	0	0	0	0	0	0
	FATA	0	0	0	0	0	0	0	0
Pakistan Institute of	TOTAL	1	0	1	0	0	0	2	2
Trade and Development,	Islamabad	0	0	0	0	0	0	0	0
Islamabad.	Punjab	0	0	1	0	0	0	1	1
	Sindh R	0	0	0	0	0	0	0	0
	Sindh U	0	0	0	0	0	0	0	0
	KP	1	0	0	0	0	0	1	1
	Balochistan	0	0	0	0	0	0	0	0
	AJ&K	0	0	0	0	0	0	0	0
	GB	0	0	0	0	0	0	0	0
	FATA	0	0	0	0	0	0	0	0

TABLE-25
DOMICILE WISE ACTUAL STRENGTH OF FEMALE EMPLOYEES BY BASIC SCALE AND DIVISION / ATTACHED
DEPARTMENTS / SUBORDINATE OFFICES

DIVISION/OFFICE	DOMICILE	BASIC SCALE 17 to 22						TOTAL	G.TOTAL BS 1-22
		17	18	19	20	21	22		
Trade Development	TOTAL	6	11	3	0	1	0	21	32
Authority of Pakistan,	Islamabad	0	0	0	0	0	0	0	0
Karachi.	Punjab	3	7	3	0	1	0	14	16
	Sindh R	0	1	0	0	0	0	1	1
	Sindh U	2	1	0	0	0	0	3	11
	KP	0	2	0	0	0	0	2	3
	Balochistan	1	0	0	0	0	0	1	1
	AJ&K	0	0	0	0	0	0	0	0
	GB	0	0	0	0	0	0	0	0
	FATA	0	0	0	0	0	0	0	0
5	Communications &	10	5	2	2	0	0	19	990
Postal Services	TOTAL	0	0	0	0	0	0	0	7
Division	Islamabad	0	0	0	0	0	0	0	0
Main, Islamabad.	Punjab	0	0	0	0	0	0	0	6
	Sindh R	0	0	0	0	0	0	0	0
	Sindh U	0	0	0	0	0	0	0	0
	KP	0	0	0	0	0	0	0	0
	Balochistan	0	0	0	0	0	0	0	0
	AJ&K	0	0	0	0	0	0	0	1
	GB	0	0	0	0	0	0	0	0
	FATA	0	0	0	0	0	0	0	0
Construction Technology	TOTAL	0	0	0	0	0	0	0	0
Training Institute,	Islamabad	0	0	0	0	0	0	0	0
Islamabad.	Punjab	0	0	0	0	0	0	0	0
	Sindh R	0	0	0	0	0	0	0	0
	Sindh U	0	0	0	0	0	0	0	0
	KP	0	0	0	0	0	0	0	0
	Balochistan	0	0	0	0	0	0	0	0
	AJ&K	0	0	0	0	0	0	0	0
	GB	0	0	0	0	0	0	0	0
	FATA	0	0	0	0	0	0	0	0
National Highways &	TOTAL	2	1	0	1	0	0	4	233
Motorways Police,	Islamabad	0	0	0	0	0	0	0	2
Islamabad.	Punjab	1	1	0	0	0	0	2	168
	Sindh R	0	0	0	0	0	0	0	19
	Sindh U	0	0	0	0	0	0	0	4
	KP	0	0	0	0	0	0	0	28
	Balochistan	1	0	0	1	0	0	2	9
	AJ&K	0	0	0	0	0	0	0	2
	GB	0	0	0	0	0	0	0	0
	FATA	0	0	0	0	0	0	0	1

TABLE-25
DOMICILE WISE ACTUAL STRENGTH OF FEMALE EMPLOYEES BY BASIC SCALE AND DIVISION / ATTACHED
DEPARTMENTS / SUBORDINATE OFFICES

DIVISION/OFFICE	DOMICILE	BASIC SCALE 17 to 22						TOTAL	G.TOTAL BS 1-22
		17	18	19	20	21	22		
National Transport	TOTAL	0	0	1	0	0	0	1	3
Research Centre,	Islamabad	0	0	0	0	0	0	0	0
Islamabad.	Punjab	0	0	1	0	0	0	1	3
	Sindh R	0	0	0	0	0	0	0	0
	Sindh U	0	0	0	0	0	0	0	0
	KP	0	0	0	0	0	0	0	0
	Balochistan	0	0	0	0	0	0	0	0
	AJ&K	0	0	0	0	0	0	0	0
	GB	0	0	0	0	0	0	0	0
	FATA	0	0	0	0	0	0	0	0
Pakistan Post Office	TOTAL	8	4	1	1	0	0	14	747
Department,	Islamabad	0	0	0	0	0	0	0	27
(Over all Pakistan).	Punjab	6	3	1	1	0	0	11	460
	Sindh R	2	0	0	0	0	0	2	171
	Sindh U	0	1	0	0	0	0	1	17
	KP	0	0	0	0	0	0	0	52
	Balochistan	0	0	0	0	0	0	0	14
	AJ&K	0	0	0	0	0	0	0	3
	GB	0	0	0	0	0	0	0	3
	FATA	0	0	0	0	0	0	0	0
6 Climate Change	G. TOTAL	1	2	1	0	0	0	4	12
Division	TOTAL	0	1	1	0	0	0	2	5
Main, Islamabad.	Islamabad	0	0	0	0	0	0	0	0
	Punjab	0	1	0	0	0	0	1	2
	Sindh R	0	0	0	0	0	0	0	0
	Sindh U	0	0	1	0	0	0	1	1
	KP	0	0	0	0	0	0	0	2
	Balochistan	0	0	0	0	0	0	0	0
	AJ&K	0	0	0	0	0	0	0	0
	GB	0	0	0	0	0	0	0	0
	FATA	0	0	0	0	0	0	0	0
Pakistan Environmental	TOTAL	0	1	0	0	0	0	1	1
Protection Agency	Islamabad	0	0	0	0	0	0	0	0
Islamabad.	Punjab	0	0	0	0	0	0	0	0
	Sindh R	0	0	0	0	0	0	0	0
	Sindh U	0	0	0	0	0	0	0	0
	KP	0	1	0	0	0	0	1	1
	Balochistan	0	0	0	0	0	0	0	0
	AJ&K	0	0	0	0	0	0	0	0
	GB	0	0	0	0	0	0	0	0
	FATA	0	0	0	0	0	0	0	0

TABLE-25
DOMICILE WISE ACTUAL STRENGTH OF FEMALE EMPLOYEES BY BASIC SCALE AND DIVISION / ATTACHED
DEPARTMENTS / SUBORDINATE OFFICES

DIVISION/OFFICE	DOMICILE	BASIC SCALE 17 to 22						TOTAL	G.TOTAL BS 1-22
		17	18	19	20	21	22		
Zoological Survey of	TOTAL	1	0	0	0	0	0	1	6
Pakistan Islamabad.	Islamabad	0	0	0	0	0	0	0	0
	Punjab	0	0	0	0	0	0	0	3
	Sindh R	0	0	0	0	0	0	0	0
	Sindh U	0	0	0	0	0	0	0	2
	KP	1	0	0	0	0	0	1	1
	Balochistan	0	0	0	0	0	0	0	0
	AJ&K	0	0	0	0	0	0	0	0
	GB	0	0	0	0	0	0	0	0
	FATA	0	0	0	0	0	0	0	0
7 Defence Division	G. TOTAL	1191	254	90	7	0	0	1542	4441
Main, Rawalpindi.	TOTAL	3	0	0	0	0	0	3	20
	Islamabad	0	0	0	0	0	0	0	0
	Punjab	3	0	0	0	0	0	3	16
	Sindh R	0	0	0	0	0	0	0	1
	Sindh U	0	0	0	0	0	0	0	1
	KP	0	0	0	0	0	0	0	1
	Balochistan	0	0	0	0	0	0	0	0
	AJ&K	0	0	0	0	0	0	0	0
	GB	0	0	0	0	0	0	0	1
FATA	0	0	0	0	0	0	0	0	
Federal Government	TOTAL	1175	252	88	6	0	0	1521	4307
Educational Institutions	Islamabad	0	0	0	0	0	0	0	0
	(Cantt./Garrison)	881	169	55	6	0	0	1111	2984
Directorate, Rawalpindi.	Sindh R	55	9	1	0	0	0	65	255
	Sindh U	51	18	14	0	0	0	83	249
	KP	130	36	15	0	0	0	181	439
	Balochistan	32	11	2	0	0	0	45	182
	AJ&K	8	7	1	0	0	0	16	78
	GB	9	2	0	0	0	0	11	63
	FATA	9	0	0	0	0	0	9	57
Military Lands &	TOTAL	9	0	2	1	0	0	12	16
Cantonments	Islamabad	0	0	0	0	0	0	0	0
Department, Rawalpindi.	Punjab	5	0	1	0	0	0	6	10
	Sindh R	0	0	0	0	0	0	0	0
	Sindh U	1	0	0	1	0	0	2	2
	KP	3	0	0	0	0	0	3	3
	Balochistan	0	0	1	0	0	0	1	1
	AJ&K	0	0	0	0	0	0	0	0
	GB	0	0	0	0	0	0	0	0
FATA	0	0	0	0	0	0	0	0	

TABLE-25
DOMICILE WISE ACTUAL STRENGTH OF FEMALE EMPLOYEES BY BASIC SCALE AND DIVISION / ATTACHED
DEPARTMENTS / SUBORDINATE OFFICES

DIVISION/OFFICE	DOMICILE	BASIC SCALE 17 to 22						TOTAL	G.TOTAL BS 1-22	
		17	18	19	20	21	22			
Survey of Pakistan,	TOTAL	4	2	0	0	0	0	6	98	
Rawalpindi.	Islamabad	0	0	0	0	0	0	0	0	
	Punjab	2	2	0	0	0	0	4	71	
	Sindh R	1	0	0	0	0	0	1	5	
	Sindh U	1	0	0	0	0	0	1	15	
	KP	0	0	0	0	0	0	0	4	
	Balochistan	0	0	0	0	0	0	0	2	
	AJ&K	0	0	0	0	0	0	0	1	
	GB	0	0	0	0	0	0	0	0	
	FATA	0	0	0	0	0	0	0	0	
	8 Defence Production	G. TOTAL	0	0	0	0	0	0	0	7
Division	TOTAL	0	0	0	0	0	0	0	7	
Main, Rawalpindi.	Islamabad	0	0	0	0	0	0	0	1	
	Punjab	0	0	0	0	0	0	0	5	
	Sindh R	0	0	0	0	0	0	0	0	
	Sindh U	0	0	0	0	0	0	0	1	
	KP	0	0	0	0	0	0	0	0	
	Balochistan	0	0	0	0	0	0	0	0	
	AJ&K	0	0	0	0	0	0	0	0	
	GB	0	0	0	0	0	0	0	0	
	FATA	0	0	0	0	0	0	0	0	
	Defence Export	TOTAL	0	0	0	0	0	0	0	0
Promotion Organization	Islamabad	0	0	0	0	0	0	0	0	
Islamabad.	Punjab	0	0	0	0	0	0	0	0	
	Sindh R	0	0	0	0	0	0	0	0	
	Sindh U	0	0	0	0	0	0	0	0	
	KP	0	0	0	0	0	0	0	0	
	Balochistan	0	0	0	0	0	0	0	0	
	AJ&K	0	0	0	0	0	0	0	0	
	GB	0	0	0	0	0	0	0	0	
	FATA	0	0	0	0	0	0	0	0	
	9 Economic Affairs	TOTAL	0	9	1	1	1	0	12	42
	Division, Islamabad.	Islamabad	0	0	0	0	0	0	0	0
Punjab		0	7	0	1	1	0	9	29	
Sindh R		0	0	0	0	0	0	0	0	
Sindh U		0	0	0	0	0	0	0	5	
KP		0	1	0	0	0	0	1	4	
Balochistan		0	0	0	0	0	0	0	0	
AJ&K		0	1	1	0	0	0	2	3	
GB		0	0	0	0	0	0	0	1	
FATA		0	0	0	0	0	0	0	0	

TABLE-25
DOMICILE WISE ACTUAL STRENGTH OF FEMALE EMPLOYEES BY BASIC SCALE AND DIVISION / ATTACHED
DEPARTMENTS / SUBORDINATE OFFICES

10	DIVISION/OFFICE	DOMICILE	BASIC SCALE 17 to 22						TOTAL	G.TOTAL BS 1-22
			17	18	19	20	21	22		
	Establishment	G. TOTAL	10	13	1	1	0	0	25	147
	Division	TOTAL	5	10	1	0	0	0	16	46
	Main, Islamabad.	Islamabad	1	2	0	0	0	0	3	5
		Punjab	4	5	1	0	0	0	10	35
		Sindh R	0	1	0	0	0	0	1	1
		Sindh U	0	0	0	0	0	0	0	1
		KP	0	1	0	0	0	0	1	3
		Balochistan	0	0	0	0	0	0	0	0
		AJ&K	0	0	0	0	0	0	0	0
		GB	0	0	0	0	0	0	0	0
		FATA	0	1	0	0	0	0	1	1
	Akhtar Hameed Khan	TOTAL	0	0	0	0	0	0	0	2
	National Centre for Rural	Islamabad	0	0	0	0	0	0	0	0
	Development	Punjab	0	0	0	0	0	0	0	1
	Islamabad.	Sindh R	0	0	0	0	0	0	0	0
		Sindh U	0	0	0	0	0	0	0	0
		KP	0	0	0	0	0	0	0	0
		Balochistan	0	0	0	0	0	0	0	0
		AJ&K	0	0	0	0	0	0	0	1
		GB	0	0	0	0	0	0	0	0
		FATA	0	0	0	0	0	0	0	0
	Federal Public Service	TOTAL	3	1	0	1	0	0	5	21
	Commission, Islamabad.	Islamabad	0	0	0	0	0	0	0	1
		Punjab	2	0	0	1	0	0	3	12
		Sindh R	0	0	0	0	0	0	0	1
		Sindh U	0	0	0	0	0	0	0	4
		KP	0	0	0	0	0	0	0	0
		Balochistan	0	0	0	0	0	0	0	0
		AJ&K	0	0	0	0	0	0	0	1
		GB	1	0	0	0	0	0	1	1
		FATA	0	1	0	0	0	0	1	1
	Secretariat Training	TOTAL	0	1	0	0	0	0	1	4
	Institute, Islamabad.	Islamabad	0	0	0	0	0	0	0	1
		Punjab	0	1	0	0	0	0	1	3
		Sindh R	0	0	0	0	0	0	0	0
		Sindh U	0	0	0	0	0	0	0	0
		KP	0	0	0	0	0	0	0	0
		Balochistan	0	0	0	0	0	0	0	0
		AJ&K	0	0	0	0	0	0	0	0
		GB	0	0	0	0	0	0	0	0
		FATA	0	0	0	0	0	0	0	0

TABLE-25
DOMICILE WISE ACTUAL STRENGTH OF FEMALE EMPLOYEES BY BASIC SCALE AND DIVISION / ATTACHED
DEPARTMENTS / SUBORDINATE OFFICES

DIVISION/OFFICE	DOMICILE	BASIC SCALE 17 to 22						TOTAL	G.TOTAL BS 1-22
		17	18	19	20	21	22		
Staff Welfare	TOTAL	2	1	0	0	0	0	3	74
Organization, Islamabad.	Islamabad	0	0	0	0	0	0	0	0
	Punjab	1	0	0	0	0	0	1	42
	Sindh R	0	0	0	0	0	0	0	0
	Sindh U	1	0	0	0	0	0	1	12
	KP	0	1	0	0	0	0	1	10
	Balochistan	0	0	0	0	0	0	0	10
	AJ&K	0	0	0	0	0	0	0	0
	GB	0	0	0	0	0	0	0	0
	FATA	0	0	0	0	0	0	0	0
11 Federal Education	G. TOTAL	10	2	0	2	0	0	14	29
Professional Training	TOTAL	1	0	0	2	0	0	3	8
Division Main, Islamabad.	Islamabad	0	0	0	0	0	0	0	1
	Punjab	0	0	0	2	0	0	2	4
	Sindh R	0	0	0	0	0	0	0	1
	Sindh U	0	0	0	0	0	0	0	0
	KP	1	0	0	0	0	0	1	1
	Balochistan	0	0	0	0	0	0	0	0
	AJ&K	0	0	0	0	0	0	0	0
	GB	0	0	0	0	0	0	0	0
	FATA	0	0	0	0	0	0	0	1
Academy of Educational	TOTAL	1	1	0	0	0	0	2	3
Planning & Management	Islamabad	0	0	0	0	0	0	0	0
Islamabad.	Punjab	1	0	0	0	0	0	1	2
	Sindh R	0	1	0	0	0	0	1	1
	Sindh U	0	0	0	0	0	0	0	0
	KP	0	0	0	0	0	0	0	0
	Balochistan	0	0	0	0	0	0	0	0
	AJ&K	0	0	0	0	0	0	0	0
	GB	0	0	0	0	0	0	0	0
	FATA	0	0	0	0	0	0	0	0
	National Internship	TOTAL	4	0	0	0	0	0	4
Programme	Islamabad	0	0	0	0	0	0	0	0
Islamabad.	Punjab	2	0	0	0	0	0	2	2
	Sindh R	1	0	0	0	0	0	1	1
	Sindh U	1	0	0	0	0	0	1	1
	KP	0	0	0	0	0	0	0	0
	Balochistan	0	0	0	0	0	0	0	0
	AJ&K	0	0	0	0	0	0	0	0
	GB	0	0	0	0	0	0	0	0
	FATA	0	0	0	0	0	0	0	0

TABLE-25
DOMICILE WISE ACTUAL STRENGTH OF FEMALE EMPLOYEES BY BASIC SCALE AND DIVISION / ATTACHED
DEPARTMENTS / SUBORDINATE OFFICES

DIVISION/OFFICE	DOMICILE	BASIC SCALE 17 to 22						TOTAL	G.TOTAL BS 1-22
		17	18	19	20	21	22		
National Talent Pool	TOTAL	1	1	0	0	0	0	2	4
Islamabad	Islamabad	0	0	0	0	0	0	0	0
	Punjab	1	1	0	0	0	0	2	3
	Sindh R	0	0	0	0	0	0	0	0
	Sindh U	0	0	0	0	0	0	0	0
	KP	0	0	0	0	0	0	0	0
	Balochistan	0	0	0	0	0	0	0	1
	AJ&K	0	0	0	0	0	0	0	0
	GB	0	0	0	0	0	0	0	0
	FATA	0	0	0	0	0	0	0	0
National Training	TOTAL	0	0	0	0	0	0	0	6
Bureau Islamabad	Islamabad	0	0	0	0	0	0	0	2
	Punjab	0	0	0	0	0	0	0	4
	Sindh R	0	0	0	0	0	0	0	0
	Sindh U	0	0	0	0	0	0	0	0
	KP	0	0	0	0	0	0	0	0
	Balochistan	0	0	0	0	0	0	0	0
	AJ&K	0	0	0	0	0	0	0	0
	GB	0	0	0	0	0	0	0	0
	FATA	0	0	0	0	0	0	0	0
Pakistan Manpower	TOTAL	2	0	0	0	0	0	2	3
Institute Islamabad.	Islamabad	1	0	0	0	0	0	1	1
	Punjab	1	0	0	0	0	0	1	2
	Sindh R	0	0	0	0	0	0	0	0
	Sindh U	0	0	0	0	0	0	0	0
	KP	0	0	0	0	0	0	0	0
	Balochistan	0	0	0	0	0	0	0	0
	AJ&K	0	0	0	0	0	0	0	0
	GB	0	0	0	0	0	0	0	0
	FATA	0	0	0	0	0	0	0	0
Pakistan National	TOTAL	1	0	0	0	0	0	1	1
Commission for	Islamabad	0	0	0	0	0	0	0	0
UNESCO Islamabad.	Punjab	1	0	0	0	0	0	1	1
	Sindh R	0	0	0	0	0	0	0	0
	Sindh U	0	0	0	0	0	0	0	0
	KP	0	0	0	0	0	0	0	0
	Balochistan	0	0	0	0	0	0	0	0
	AJ&K	0	0	0	0	0	0	0	0
	GB	0	0	0	0	0	0	0	0
FATA	0	0	0	0	0	0	0	0	

TABLE-25
DOMICILE WISE ACTUAL STRENGTH OF FEMALE EMPLOYEES BY BASIC SCALE AND DIVISION / ATTACHED
DEPARTMENTS / SUBORDINATE OFFICES

12	DIVISION/OFFICE	DOMICILE	BASIC SCALE 17 to 22						G.TOTAL BS 1-22	
			17	18	19	20	21	22		TOTAL
	Finance Division	G. TOTAL	166	88	21	18	6	1	300	804
	Main, Islamabad.	TOTAL	10	14	3	2	1	0	30	57
		Islamabad	1	2	0	0	1	0	4	14
		Punjab	6	8	2	1	0	0	17	32
		Sindh R	0	1	0	0	0	0	1	2
		Sindh U	1	1	0	1	0	0	3	4
		KP	2	1	1	0	0	0	4	4
		Balochistan	0	1	0	0	0	0	1	1
		AJ&K	0	0	0	0	0	0	0	0
		GB	0	0	0	0	0	0	0	0
		FATA	0	0	0	0	0	0	0	0
	Finance (Military), Rawalpindi.	TOTAL	0	3	1	0	0	0	4	6
		Islamabad	0	0	0	0	0	0	0	0
		Punjab	0	1	1	0	0	0	2	4
		Sindh R	0	0	0	0	0	0	0	0
		Sindh U	0	0	0	0	0	0	0	0
		KP	0	1	0	0	0	0	1	1
		Balochistan	0	0	0	0	0	0	0	0
		AJ&K	0	0	0	0	0	0	0	0
		GB	0	0	0	0	0	0	0	0
		FATA	0	1	0	0	0	0	1	1
	Central Directorate of National Savings, Islamabad.	TOTAL	30	9	3	2	0	0	44	167
		Islamabad	1	0	0	0	0	0	1	8
		Punjab	19	5	2	0	0	0	26	107
		Sindh R	1	0	0	0	0	0	1	4
		Sindh U	4	0	1	2	0	0	7	22
		KP	4	2	0	0	0	0	6	10
		Balochistan	0	2	0	0	0	0	2	13
		AJ&K	1	0	0	0	0	0	1	3
		GB	0	0	0	0	0	0	0	0
		FATA	0	0	0	0	0	0	0	0
	Controller General of Accounts, HQ Islamabad.	TOTAL	43	7	3	2	0	0	55	320
		Islamabad	0	0	0	0	0	0	0	6
		Punjab	23	4	2	1	0	0	30	191
		Sindh R	5	0	1	0	0	0	6	16
		Sindh U	8	2	0	1	0	0	11	70
		KP	5	1	0	0	0	0	6	31
		Balochistan	1	0	0	0	0	0	1	4
		AJ&K	1	0	0	0	0	0	1	2
		GB	0	0	0	0	0	0	0	0
		FATA	0	0	0	0	0	0	0	0

TABLE-25
DOMICILE WISE ACTUAL STRENGTH OF FEMALE EMPLOYEES BY BASIC SCALE AND DIVISION / ATTACHED
DEPARTMENTS / SUBORDINATE OFFICES

DIVISION/OFFICE	DOMICILE	BASIC SCALE 17 to 22						TOTAL	G.TOTAL BS 1-22
		17	18	19	20	21	22		
Federal Treasury Office,	TOTAL	0	0	0	0	0	0	0	1
Islamabad.	Islamabad	0	0	0	0	0	0	0	0
	Punjab	0	0	0	0	0	0	0	0
	Sindh R	0	0	0	0	0	0	0	1
	Sindh U	0	0	0	0	0	0	0	0
	KP	0	0	0	0	0	0	0	0
	Balochistan	0	0	0	0	0	0	0	0
	AJ&K	0	0	0	0	0	0	0	0
	GB	0	0	0	0	0	0	0	0
	FATA	0	0	0	0	0	0	0	0
Office of the Auditor	TOTAL	82	54	11	12	5	1	165	74
General of Pakistan, HQ,	Islamabad	0	0	0	0	0	0	0	0
Islamabad.	Punjab	40	43	7	8	2	1	101	49
	Sindh R	12	2	2	0	0	0	16	1
	Sindh U	16	3	1	2	2	0	24	20
	KP	8	5	1	1	1	0	16	1
	Balochistan	3	0	0	0	0	0	3	2
	AJ&K	1	1	0	1	0	0	3	0
	GB	0	0	0	0	0	0	0	1
	FATA	2	0	0	0	0	0	2	0
Pakistan Mint, Lahore.	TOTAL	1	1	0	0	0	0	2	12
	Islamabad	0	0	0	0	0	0	0	0
	Punjab	1	1	0	0	0	0	2	11
	Sindh R	0	0	0	0	0	0	0	0
	Sindh U	0	0	0	0	0	0	0	0
	KP	0	0	0	0	0	0	0	1
	Balochistan	0	0	0	0	0	0	0	0
	AJ&K	0	0	0	0	0	0	0	0
	GB	0	0	0	0	0	0	0	0
	FATA	0	0	0	0	0	0	0	0
13 Foreign Affairs	TOTAL	41	21	8	9	4	3	86	70
Division	Islamabad	0	0	0	1	0	0	1	0
Main, Islamabad.	Punjab	20	15	6	4	3	3	51	53
(including Mission	Sindh R	5	0	0	1	0	0	6	3
abroad)	Sindh U	7	1	0	1	0	0	9	4
	KP	4	4	2	2	0	0	12	6
	Balochistan	3	1	0	0	0	0	4	1
	AJ&K	0	0	0	0	1	0	1	1
	GB	0	0	0	0	0	0	0	0
	FATA	2	0	0	0	0	0	2	2

TABLE-25
DOMICILE WISE ACTUAL STRENGTH OF FEMALE EMPLOYEES BY BASIC SCALE AND DIVISION / ATTACHED
DEPARTMENTS / SUBORDINATE OFFICES

14	DIVISION/OFFICE	DOMICILE	BASIC SCALE 17 to 22						G.TOTAL BS 1-22	
			17	18	19	20	21	22		TOTAL
	Housing & Works	G. TOTAL	10	4	1	0	0	0	15	56
	Division	TOTAL	0	0	0	0	0	0	0	5
	Main, Islamabad.	Islamabad	0	0	0	0	0	0	0	0
		Punjab	0	0	0	0	0	0	0	2
		Sindh R	0	0	0	0	0	0	0	0
		Sindh U	0	0	0	0	0	0	0	0
		KP	0	0	0	0	0	0	0	2
		Balochistan	0	0	0	0	0	0	0	0
		AJ&K	0	0	0	0	0	0	0	0
		GB	0	0	0	0	0	0	0	1
		FATA	0	0	0	0	0	0	0	0
	Estate Office, Islamabad.	TOTAL	1	0	0	0	0	0	1	10
		Islamabad	0	0	0	0	0	0	0	0
		Punjab	1	0	0	0	0	0	1	4
		Sindh R	0	0	0	0	0	0	0	0
		Sindh U	0	0	0	0	0	0	0	4
		KP	0	0	0	0	0	0	0	0
		Balochistan	0	0	0	0	0	0	0	1
		AJ&K	0	0	0	0	0	0	0	0
		GB	0	0	0	0	0	0	0	1
		FATA	0	0	0	0	0	0	0	0
	National Housing	TOTAL	0	0	1	0	0	0	1	1
	Authority, Islamabad.	Islamabad	0	0	0	0	0	0	0	0
		Punjab	0	0	0	0	0	0	0	0
		Sindh R	0	0	1	0	0	0	1	1
		Sindh U	0	0	0	0	0	0	0	0
		KP	0	0	0	0	0	0	0	0
		Balochistan	0	0	0	0	0	0	0	0
		AJ&K	0	0	0	0	0	0	0	0
		GB	0	0	0	0	0	0	0	0
		FATA	0	0	0	0	0	0	0	0
	Pakistan Public Works	TOTAL	9	4	0	0	0	0	13	40
	Department, HQ,	Islamabad	0	0	0	0	0	0	0	0
	Islamabad.	Punjab	4	3	0	0	0	0	7	8
		Sindh R	1	0	0	0	0	0	1	24
		Sindh U	3	0	0	0	0	0	3	6
		KP	1	1	0	0	0	0	2	2
		Balochistan	0	0	0	0	0	0	0	0
		AJ&K	0	0	0	0	0	0	0	0
		GB	0	0	0	0	0	0	0	0
		FATA	0	0	0	0	0	0	0	0

TABLE-25
DOMICILE WISE ACTUAL STRENGTH OF FEMALE EMPLOYEES BY BASIC SCALE AND DIVISION / ATTACHED
DEPARTMENTS / SUBORDINATE OFFICES

DIVISION/OFFICE	DOMICILE	BASIC SCALE 17 to 22						TOTAL	G.TOTAL BS 1-22
		17	18	19	20	21	22		
15 Industries &	G. TOTAL	2	1	0	0	0	0	3	19
Production Division	TOTAL	2	1	0	0	0	0	3	19
Main, Islamabad.	Islamabad	0	0	0	0	0	0	0	6
	Punjab	2	1	0	0	0	0	3	9
	Sindh R	0	0	0	0	0	0	0	0
	Sindh U	0	0	0	0	0	0	0	0
	KP	0	0	0	0	0	0	0	2
	Balochistan	0	0	0	0	0	0	0	2
	AJ&K	0	0	0	0	0	0	0	0
	GB	0	0	0	0	0	0	0	0
	FATA	0	0	0	0	0	0	0	0
Department of	TOTAL	0	0	0	0	0	0	0	0
Explosives HQ,	Islamabad	0	0	0	0	0	0	0	0
Rawalpindi.	Punjab	0	0	0	0	0	0	0	0
	Sindh R	0	0	0	0	0	0	0	0
	Sindh U	0	0	0	0	0	0	0	0
	KP	0	0	0	0	0	0	0	0
	Balochistan	0	0	0	0	0	0	0	0
	AJ&K	0	0	0	0	0	0	0	0
	GB	0	0	0	0	0	0	0	0
	FATA	0	0	0	0	0	0	0	0
16 Information Broadcasting	G. TOTAL	41	33	17	8	2	0	101	173
and National Heritage	TOTAL	29	25	16	5	2	0	77	84
Division Main, Islamabad.	Islamabad	0	0	0	0	0	0	0	0
	Punjab	22	22	9	2	2	0	57	64
	Sindh R	1	0	0	0	0	0	1	1
	Sindh U	1	1	3	3	0	0	8	8
	KP	2	2	3	0	0	0	7	7
	Balochistan	0	0	0	0	0	0	0	0
	AJ&K	2	0	0	0	0	0	2	2
	GB	0	0	0	0	0	0	0	0
	FATA	1	0	1	0	0	0	2	2
Central Board of Film	TOTAL	0	0	0	0	0	0	0	0
Censors Islamabad.	Islamabad	0	0	0	0	0	0	0	0
	Punjab	0	0	0	0	0	0	0	0
	Sindh R	0	0	0	0	0	0	0	0
	Sindh U	0	0	0	0	0	0	0	0
	KP	0	0	0	0	0	0	0	0
	Balochistan	0	0	0	0	0	0	0	0
	AJ&K	0	0	0	0	0	0	0	0
	GB	0	0	0	0	0	0	0	0
	FATA	0	0	0	0	0	0	0	0

TABLE-25
DOMICILE WISE ACTUAL STRENGTH OF FEMALE EMPLOYEES BY BASIC SCALE AND DIVISION / ATTACHED
DEPARTMENTS / SUBORDINATE OFFICES

DIVISION/OFFICE	DOMICILE	BASIC SCALE 17 to 22						TOTAL	G.TOTAL BS 1-22
		17	18	19	20	21	22		
Department of	TOTAL	0	0	0	0	0	0	0	2
Archaeology &	Islamabad	0	0	0	0	0	0	0	1
Museums Islamabad.	Punjab	0	0	0	0	0	0	0	1
	Sindh R	0	0	0	0	0	0	0	0
	Sindh U	0	0	0	0	0	0	0	0
	KP	0	0	0	0	0	0	0	0
	Balochistan	0	0	0	0	0	0	0	0
	AJ&K	0	0	0	0	0	0	0	0
	GB	0	0	0	0	0	0	0	0
	FATA	0	0	0	0	0	0	0	0
Directorate of Electronic	TOTAL	7	5	1	0	0	0	13	17
Media and Publications	Islamabad	0	0	0	0	0	0	0	3
Islamabad.	Punjab	7	5	1	0	0	0	13	10
	Sindh R	0	0	0	0	0	0	0	0
	Sindh U	0	0	0	0	0	0	0	2
	KP	0	0	0	0	0	0	0	1
	Balochistan	0	0	0	0	0	0	0	0
	AJ&K	0	0	0	0	0	0	0	1
	GB	0	0	0	0	0	0	0	0
	FATA	0	0	0	0	0	0	0	0
Federal Land	TOTAL	0	0	0	0	0	0	0	3
Commission Islamabad.	Islamabad	0	0	0	0	0	0	0	0
	Punjab	0	0	0	0	0	0	0	1
	Sindh R	0	0	0	0	0	0	0	0
	Sindh U	0	0	0	0	0	0	0	0
	KP	0	0	0	0	0	0	0	2
	Balochistan	0	0	0	0	0	0	0	0
	AJ&K	0	0	0	0	0	0	0	0
	GB	0	0	0	0	0	0	0	0
	FATA	0	0	0	0	0	0	0	0
Implementation Tribunal	TOTAL	0	0	0	0	0	0	0	2
For Newspaper	Islamabad	0	0	0	0	0	0	0	1
Employees	Punjab	0	0	0	0	0	0	0	1
Islamabad.	Sindh R	0	0	0	0	0	0	0	0
	Sindh U	0	0	0	0	0	0	0	0
	KP	0	0	0	0	0	0	0	0
	Balochistan	0	0	0	0	0	0	0	0
	AJ&K	0	0	0	0	0	0	0	0
	GB	0	0	0	0	0	0	0	0
	FATA	0	0	0	0	0	0	0	0

TABLE-25
DOMICILE WISE ACTUAL STRENGTH OF FEMALE EMPLOYEES BY BASIC SCALE AND DIVISION / ATTACHED
DEPARTMENTS / SUBORDINATE OFFICES

DIVISION/OFFICE	DOMICILE	BASIC SCALE 17 to 22							G.TOTAL BS 1-22
		17	18	19	20	21	22	TOTAL	
Information Service	TOTAL	0	0	0	1	0	0	1	1
Academy, Islamabad.	Islamabad	0	0	0	0	0	0	0	0
	Punjab	0	0	0	0	0	0	0	0
	Sindh R	0	0	0	0	0	0	0	0
	Sindh U	0	0	0	1	0	0	1	1
	KP	0	0	0	0	0	0	0	0
	Balochistan	0	0	0	0	0	0	0	0
	AJ&K	0	0	0	0	0	0	0	0
	GB	0	0	0	0	0	0	0	0
	FATA	0	0	0	0	0	0	0	0
National Language	TOTAL	1	2	0	1	0	0	4	7
Promotion	Islamabad	0	0	0	0	0	0	0	0
Department Islamabad.	Punjab	0	2	0	0	0	0	2	5
	Sindh R	1	0	0	0	0	0	1	1
	Sindh U	0	0	0	0	0	0	0	0
	KP	0	0	0	1	0	0	1	1
	Balochistan	0	0	0	0	0	0	0	0
	AJ&K	0	0	0	0	0	0	0	0
	GB	0	0	0	0	0	0	0	0
	FATA	0	0	0	0	0	0	0	0
	Press Information	TOTAL	0	0	0	0	0	0	0
Department, Islamabad.	Islamabad	0	0	0	0	0	0	0	13
	Punjab	0	0	0	0	0	0	0	12
	Sindh R	0	0	0	0	0	0	0	1
	Sindh U	0	0	0	0	0	0	0	3
	KP	0	0	0	0	0	0	0	4
	Balochistan	0	0	0	0	0	0	0	0
	AJ&K	0	0	0	0	0	0	0	1
	GB	0	0	0	0	0	0	0	0
	FATA	0	0	0	0	0	0	0	0
Office of the Press	TOTAL	0	0	0	1	0	0	1	1
Registrar, Islamabad.	Islamabad	0	0	0	0	0	0	0	0
	Punjab	0	0	0	0	0	0	0	0
	Sindh R	0	0	0	0	0	0	0	0
	Sindh U	0	0	0	1	0	0	1	1
	KP	0	0	0	0	0	0	0	0
	Balochistan	0	0	0	0	0	0	0	0
	AJ&K	0	0	0	0	0	0	0	0
	GB	0	0	0	0	0	0	0	0
	FATA	0	0	0	0	0	0	0	0

TABLE-25
DOMICILE WISE ACTUAL STRENGTH OF FEMALE EMPLOYEES BY BASIC SCALE AND DIVISION / ATTACHED
DEPARTMENTS / SUBORDINATE OFFICES

DIVISION/OFFICE	DOMICILE	BASIC SCALE 17 to 22						TOTAL	G.TOTAL BS 1-22
		17	18	19	20	21	22		
Urdu Dictionary	TOTAL	1	0	0	0	0	0	1	3
Board Karachi.	Islamabad	0	0	0	0	0	0	0	0
	Punjab	0	0	0	0	0	0	0	0
	Sindh R	0	0	0	0	0	0	0	0
	Sindh U	1	0	0	0	0	0	1	3
	KP	0	0	0	0	0	0	0	0
	Balochistan	0	0	0	0	0	0	0	0
	AJ&K	0	0	0	0	0	0	0	0
	GB	0	0	0	0	0	0	0	0
	FATA	0	0	0	0	0	0	0	0
Urdu Science Board	TOTAL	3	1	0	0	0	0	4	6
Lahore	Islamabad	0	0	0	0	0	0	0	0
	Punjab	3	0	0	0	0	0	3	5
	Sindh R	0	0	0	0	0	0	0	0
	Sindh U	0	0	0	0	0	0	0	0
	KP	0	1	0	0	0	0	1	1
	Balochistan	0	0	0	0	0	0	0	0
	AJ&K	0	0	0	0	0	0	0	0
	GB	0	0	0	0	0	0	0	0
	FATA	0	0	0	0	0	0	0	0
17 Information Technology and Telecommunications	G. TOTAL	2	1	0	0	0	0	3	8
	TOTAL	1	0	0	0	0	0	1	6
Division Main, Islamabad.	Islamabad	0	0	0	0	0	0	0	1
	Punjab	1	0	0	0	0	0	1	4
	Sindh R	0	0	0	0	0	0	0	0
	Sindh U	0	0	0	0	0	0	0	0
	KP	0	0	0	0	0	0	0	0
	Balochistan	0	0	0	0	0	0	0	0
	AJ&K	0	0	0	0	0	0	0	0
	GB	0	0	0	0	0	0	0	0
	FATA	0	0	0	0	0	0	0	1
National Information Technology Board , Islamabad.	TOTAL	1	1	0	0	0	0	2	2
Islamabad.	Islamabad	0	0	0	0	0	0	0	0
	Punjab	0	1	0	0	0	0	1	1
	Sindh R	0	0	0	0	0	0	0	0
	Sindh U	0	0	0	0	0	0	0	0
	KP	1	0	0	0	0	0	1	1
	Balochistan	0	0	0	0	0	0	0	0
	AJ&K	0	0	0	0	0	0	0	0
	GB	0	0	0	0	0	0	0	0
	FATA	0	0	0	0	0	0	0	0

TABLE-25
DOMICILE WISE ACTUAL STRENGTH OF FEMALE EMPLOYEES BY BASIC SCALE AND DIVISION / ATTACHED
DEPARTMENTS / SUBORDINATE OFFICES

	DIVISION/OFFICE	DOMICILE	BASIC SCALE 17 to 22						TOTAL	G.TOTAL BS 1-22
			17	18	19	20	21	22		
18	Inter Provincial	G. TOTAL	1	1	1	0	0	0	3	17
	Coordination Division, Main, Islamabad.	TOTAL	1	1	1	0	0	0	3	12
		Islamabad	1	0	0	0	0	0	1	3
		Punjab	0	1	1	0	0	0	2	7
		Sindh R	0	0	0	0	0	0	0	0
		Sindh U	0	0	0	0	0	0	0	0
		KP	0	0	0	0	0	0	0	1
		Balochistan	0	0	0	0	0	0	0	0
		AJ&K	0	0	0	0	0	0	0	1
		GB	0	0	0	0	0	0	0	0
		FATA	0	0	0	0	0	0	0	0
	Inter Board Committee of Chairman, Islamabad.	TOTAL	0	0	0	0	0	0	0	5
		Islamabad	0	0	0	0	0	0	0	1
		Punjab	0	0	0	0	0	0	0	2
		Sindh R	0	0	0	0	0	0	0	1
		Sindh U	0	0	0	0	0	0	0	0
		KP	0	0	0	0	0	0	0	0
		Balochistan	0	0	0	0	0	0	0	0
		AJ&K	0	0	0	0	0	0	0	1
		GB	0	0	0	0	0	0	0	0
		FATA	0	0	0	0	0	0	0	0
19	Interior Division	G. TOTAL	57	14	4	0	0	0	75	1128
	Main, Islamabad.	TOTAL	3	2	1	0	0	0	6	33
		Islamabad	0	0	0	0	0	0	0	0
		Punjab	3	1	1	0	0	0	5	32
		Sindh R	0	1	0	0	0	0	1	1
		Sindh U	0	0	0	0	0	0	0	0
		KP	0	0	0	0	0	0	0	0
		Balochistan	0	0	0	0	0	0	0	0
		AJ&K	0	0	0	0	0	0	0	0
		GB	0	0	0	0	0	0	0	0
		FATA	0	0	0	0	0	0	0	0
	Directorate General of Civil Defence, Islamabad, Lahore, Karachi, Peshawar, Quetta, Aj& K, Muzaffarabad.	TOTAL	1	0	0	0	0	0	1	28
		Islamabad	0	0	0	0	0	0	0	1
		Punjab	0	0	0	0	0	0	0	13
		Sindh R	0	0	0	0	0	0	0	1
		Sindh U	1	0	0	0	0	0	1	7
		KP	0	0	0	0	0	0	0	3
		Balochistan	0	0	0	0	0	0	0	2
		AJ&K	0	0	0	0	0	0	0	1
		GB	0	0	0	0	0	0	0	0
		FATA	0	0	0	0	0	0	0	0

TABLE-25
DOMICILE WISE ACTUAL STRENGTH OF FEMALE EMPLOYEES BY BASIC SCALE AND DIVISION / ATTACHED
DEPARTMENTS / SUBORDINATE OFFICES

DIVISION/OFFICE	DOMICILE	BASIC SCALE 17 to 22						TOTAL	G.TOTAL BS 1-22
		17	18	19	20	21	22		
Directorate General of	TOTAL	2	1	0	0	0	0	3	18
Immigration and	Islamabad	1	0	0	0	0	0	1	2
Passports, HQ	Punjab	1	1	0	0	0	0	2	9
Islamabad.	Sindh R	0	0	0	0	0	0	0	4
	Sindh U	0	0	0	0	0	0	0	2
	KP	0	0	0	0	0	0	0	1
	Balochistan	0	0	0	0	0	0	0	0
	AJ&K	0	0	0	0	0	0	0	0
	GB	0	0	0	0	0	0	0	0
	FATA	0	0	0	0	0	0	0	0
Federal Investigation	TOTAL	5	0	1	0	0	0	6	238
Agency, HQ.Islamabad.	Islamabad	0	0	1	0	0	0	1	69
	Punjab	3	0	0	0	0	0	3	103
	Sindh R	0	0	0	0	0	0	0	18
	Sindh U	1	0	0	0	0	0	1	27
	KP	1	0	0	0	0	0	1	13
	Balochistan	0	0	0	0	0	0	0	8
	AJ&K	0	0	0	0	0	0	0	0
	GB	0	0	0	0	0	0	0	0
	FATA	0	0	0	0	0	0	0	0
Islamabad Capital	TOTAL	11	3	0	0	0	0	14	242
Territory	Islamabad	0	2	0	0	0	0	2	26
Administration,	Punjab	8	1	0	0	0	0	9	187
Islamabad.	Sindh R	1	0	0	0	0	0	1	3
	Sindh U	0	0	0	0	0	0	0	2
	KP	1	0	0	0	0	0	1	16
	Balochistan	1	0	0	0	0	0	1	2
	AJ&K	0	0	0	0	0	0	0	3
	GB	0	0	0	0	0	0	0	1
	FATA	0	0	0	0	0	0	0	2
National Academy for	TOTAL	1	0	0	0	0	0	1	1
Prisons Administration,	Islamabad	0	0	0	0	0	0	0	0
Lahore.	Punjab	1	0	0	0	0	0	1	1
	Sindh R	0	0	0	0	0	0	0	0
	Sindh U	0	0	0	0	0	0	0	0
	KP	0	0	0	0	0	0	0	0
	Balochistan	0	0	0	0	0	0	0	0
	AJ&K	0	0	0	0	0	0	0	0
	GB	0	0	0	0	0	0	0	0
	FATA	0	0	0	0	0	0	0	0

TABLE-25
DOMICILE WISE ACTUAL STRENGTH OF FEMALE EMPLOYEES BY BASIC SCALE AND DIVISION / ATTACHED
DEPARTMENTS / SUBORDINATE OFFICES

DIVISION/OFFICE	DOMICILE	BASIC SCALE 17 to 22							G.TOTAL BS 1-22
		17	18	19	20	21	22	TOTAL	
HQ Gilgit Baltistan Scouts	TOTAL	0	0	0	0	0	0	0	0
Gilgit.	Islamabad	0	0	0	0	0	0	0	0
	Punjab	0	0	0	0	0	0	0	0
	Sindh R	0	0	0	0	0	0	0	0
	Sindh U	0	0	0	0	0	0	0	0
	KP	0	0	0	0	0	0	0	0
	Balochistan	0	0	0	0	0	0	0	0
	AJ&K	0	0	0	0	0	0	0	0
	GB	0	0	0	0	0	0	0	0
	FATA	0	0	0	0	0	0	0	0
HQ Frontier	TOTAL	2	0	0	0	0	0	2	23
Constabulary KPK, Peshawar.	Islamabad	0	0	0	0	0	0	0	0
	Punjab	1	0	0	0	0	0	1	1
	Sindh R	0	0	0	0	0	0	0	0
	Sindh U	1	0	0	0	0	0	1	1
	KP	0	0	0	0	0	0	0	21
	Balochistan	0	0	0	0	0	0	0	0
	AJ&K	0	0	0	0	0	0	0	0
	GB	0	0	0	0	0	0	0	0
	FATA	0	0	0	0	0	0	0	0
HQ Frontier Corps	TOTAL	3	0	0	0	0	0	3	123
Balochistan, Quetta.	Islamabad	0	0	0	0	0	0	0	0
	Punjab	3	0	0	0	0	0	3	112
	Sindh R	0	0	0	0	0	0	0	0
	Sindh U	0	0	0	0	0	0	0	0
	KP	0	0	0	0	0	0	0	9
	Balochistan	0	0	0	0	0	0	0	2
	AJ&K	0	0	0	0	0	0	0	0
	GB	0	0	0	0	0	0	0	0
	FATA	0	0	0	0	0	0	0	0
HQ Pakistan Rangers	TOTAL	7	2	1	0	0	0	10	129
Punjab, Lahore.	Islamabad	0	0	0	0	0	0	0	0
	Punjab	5	2	1	0	0	0	8	124
	Sindh R	0	0	0	0	0	0	0	0
	Sindh U	0	0	0	0	0	0	0	0
	KP	1	0	0	0	0	0	1	4
	Balochistan	0	0	0	0	0	0	0	0
	AJ&K	1	0	0	0	0	0	1	1
	GB	0	0	0	0	0	0	0	0
	FATA	0	0	0	0	0	0	0	0

TABLE-25
DOMICILE WISE ACTUAL STRENGTH OF FEMALE EMPLOYEES BY BASIC SCALE AND DIVISION / ATTACHED
DEPARTMENTS / SUBORDINATE OFFICES

DIVISION/OFFICE	DOMICILE	BASIC SCALE 17 to 22						TOTAL	G.TOTAL BS 1-22
		17	18	19	20	21	22		
HQ Pakistan Rangers	TOTAL	22	6	1	0	0	0	29	105
Sindh, Karachi.	Islamabad	0	0	0	0	0	0	0	0
	Punjab	4	0	0	0	0	0	4	17
	Sindh R	2	0	0	0	0	0	2	9
	Sindh U	16	6	1	0	0	0	23	78
	KP	0	0	0	0	0	0	0	1
	Balochistan	0	0	0	0	0	0	0	0
	AJ&K	0	0	0	0	0	0	0	0
	GB	0	0	0	0	0	0	0	0
	FATA	0	0	0	0	0	0	0	0
Pakistan Coast Guards, Karachi.	TOTAL	0	0	0	0	0	0	0	9
	Islamabad	0	0	0	0	0	0	0	0
	Punjab	0	0	0	0	0	0	0	3
	Sindh R	0	0	0	0	0	0	0	0
	Sindh U	0	0	0	0	0	0	0	6
	KP	0	0	0	0	0	0	0	0
	Balochistan	0	0	0	0	0	0	0	0
	AJ&K	0	0	0	0	0	0	0	0
	GB	0	0	0	0	0	0	0	0
HQ Frontier Corps KPK, Peshawar.	TOTAL	0	0	0	0	0	0	0	179
	Islamabad	0	0	0	0	0	0	0	0
	Punjab	0	0	0	0	0	0	0	96
	Sindh R	0	0	0	0	0	0	0	0
	Sindh U	0	0	0	0	0	0	0	0
	KP	0	0	0	0	0	0	0	68
	Balochistan	0	0	0	0	0	0	0	0
	AJ&K	0	0	0	0	0	0	0	0
	GB	0	0	0	0	0	0	0	0
20 Kashmir Affairs & Gilgit Baltistan Division Main, Islamabad.	FATA	0	0	0	0	0	0	0	15
	G. TOTAL	132	78	22	0	0	0	232	2694
	TOTAL	2	0	0	0	0	0	2	9
	Islamabad	0	0	0	0	0	0	0	0
	Punjab	1	0	0	0	0	0	1	6
	Sindh R	0	0	0	0	0	0	0	0
	Sindh U	0	0	0	0	0	0	0	2
	KP	1	0	0	0	0	0	1	1
	Balochistan	0	0	0	0	0	0	0	0
AJ&K	0	0	0	0	0	0	0	0	
GB	0	0	0	0	0	0	0	0	
FATA	0	0	0	0	0	0	0	0	

TABLE-25
DOMICILE WISE ACTUAL STRENGTH OF FEMALE EMPLOYEES BY BASIC SCALE AND DIVISION / ATTACHED
DEPARTMENTS / SUBORDINATE OFFICES

DIVISION/OFFICE	DOMICILE	BASIC SCALE 17 to 22						TOTAL	G.TOTAL BS 1-22	
		17	18	19	20	21	22			
Directorate of Health	TOTAL	0	0	0	0	0	0	0	0	
Services AK, Rawalpindi.	Islamabad	0	0	0	0	0	0	0	0	
	Punjab	0	0	0	0	0	0	0	0	
	Sindh R	0	0	0	0	0	0	0	0	
	Sindh U	0	0	0	0	0	0	0	0	
	KP	0	0	0	0	0	0	0	0	
	Balochistan	0	0	0	0	0	0	0	0	
	AJ&K	0	0	0	0	0	0	0	0	
	GB	0	0	0	0	0	0	0	0	
	FATA	0	0	0	0	0	0	0	0	
Jammu & Kashmir	TOTAL	0	0	0	0	0	0	0	0	
Refugees	Islamabad	0	0	0	0	0	0	0	0	
Rehabilitation	Punjab	0	0	0	0	0	0	0	0	
Organization, Islamabad.	Sindh R	0	0	0	0	0	0	0	0	
	Sindh U	0	0	0	0	0	0	0	0	
	KP	0	0	0	0	0	0	0	0	
	Balochistan	0	0	0	0	0	0	0	0	
	AJ&K	0	0	0	0	0	0	0	0	
	GB	0	0	0	0	0	0	0	0	
	FATA	0	0	0	0	0	0	0	0	
	Office of the	TOTAL	0	0	0	0	0	0	0	1
	Administrator J & K	Islamabad	0	0	0	0	0	0	0	0
State Property in Pakistan, Lahore.	Punjab	0	0	0	0	0	0	0	1	
	Sindh R	0	0	0	0	0	0	0	0	
	Sindh U	0	0	0	0	0	0	0	0	
	KP	0	0	0	0	0	0	0	0	
	Balochistan	0	0	0	0	0	0	0	0	
	AJ&K	0	0	0	0	0	0	0	0	
	GB	0	0	0	0	0	0	0	0	
	FATA	0	0	0	0	0	0	0	0	
	Office of the Chief	TOTAL	130	78	22	0	0	0	230	2684
Secretary, Gilgit	Islamabad	0	0	0	0	0	0	0	0	
Baltistan.	Punjab	6	0	7	0	0	0	13	13	
	Sindh R	0	0	0	0	0	0	0	0	
	Sindh U	0	0	1	0	0	0	1	1	
	KP	0	0	1	0	0	0	1	1	
	Balochistan	0	0	0	0	0	0	0	0	
	AJ&K	0	0	0	0	0	0	0	0	
	GB	124	78	13	0	0	0	215	2669	
	FATA	0	0	0	0	0	0	0	0	

TABLE-25
DOMICILE WISE ACTUAL STRENGTH OF FEMALE EMPLOYEES BY BASIC SCALE AND DIVISION / ATTACHED
DEPARTMENTS / SUBORDINATE OFFICES

21	DIVISION/OFFICE	DOMICILE	BASIC SCALE 17 to 22						TOTAL	G.TOTAL BS 1-22
			17	18	19	20	21	22		
	Law, Justice and	G. TOTAL	9	8	2	8	11	0	38	120
	Human Rights Division	TOTAL	5	6	0	1	1	0	13	56
	Main, Islamabad.	Islamabad	0	1	0	0	0	0	1	5
		Punjab	3	3	0	1	0	0	7	34
		Sindh R	1	1	0	0	0	0	2	5
		Sindh U	0	0	0	0	0	0	0	3
		KP	1	1	0	0	1	0	3	5
		Balochistan	0	0	0	0	0	0	0	1
		AJ&K	0	0	0	0	0	0	0	1
		GB	0	0	0	0	0	0	0	2
		FATA	0	0	0	0	0	0	0	0
	Accountability Courts,	TOTAL	0	0	0	0	1	0	1	3
	(Over all Pakistan).	Islamabad	0	0	0	0	0	0	0	0
		Punjab	0	0	0	0	0	0	0	1
		Sindh R	0	0	0	0	1	0	1	2
		Sindh U	0	0	0	0	0	0	0	0
		KP	0	0	0	0	0	0	0	0
		Balochistan	0	0	0	0	0	0	0	0
		AJ&K	0	0	0	0	0	0	0	0
		GB	0	0	0	0	0	0	0	0
		FATA	0	0	0	0	0	0	0	0
	Appellate Tribunal	TOTAL	1	0	0	0	2	0	3	23
	Inland Revenue,	Islamabad	0	0	0	0	0	0	0	2
	Islamabad, Rawalpindi,	Punjab	1	0	0	0	2	0	3	16
	Lahore, Karachi	Sindh R	0	0	0	0	0	0	0	0
	Peshawar.	Sindh U	0	0	0	0	0	0	0	5
		KP	0	0	0	0	0	0	0	0
		Balochistan	0	0	0	0	0	0	0	0
		AJ&K	0	0	0	0	0	0	0	0
		GB	0	0	0	0	0	0	0	0
		FATA	0	0	0	0	0	0	0	0
	Banking Courts,	TOTAL	0	0	0	0	3	0	3	9
	(Over all Pakistan).	Islamabad	0	0	0	0	0	0	0	0
		Punjab	0	0	0	0	0	0	0	2
		Sindh R	0	0	0	0	0	0	0	2
		Sindh U	0	0	0	0	3	0	3	3
		KP	0	0	0	0	0	0	0	2
		Balochistan	0	0	0	0	0	0	0	0
		AJ&K	0	0	0	0	0	0	0	0
		GB	0	0	0	0	0	0	0	0
		FATA	0	0	0	0	0	0	0	0

TABLE-25
DOMICILE WISE ACTUAL STRENGTH OF FEMALE EMPLOYEES BY BASIC SCALE AND DIVISION / ATTACHED
DEPARTMENTS / SUBORDINATE OFFICES

DIVISION/OFFICE	DOMICILE	BASIC SCALE 17 to 22						TOTAL	G.TOTAL BS 1-22
		17	18	19	20	21	22		
Commercial Courts,	TOTAL	0	0	0	0	0	0	0	0
Karachi, Lahore.	Islamabad	0	0	0	0	0	0	0	0
	Punjab	0	0	0	0	0	0	0	0
	Sindh R	0	0	0	0	0	0	0	0
	Sindh U	0	0	0	0	0	0	0	0
	KP	0	0	0	0	0	0	0	0
	Balochistan	0	0	0	0	0	0	0	0
	AJ&K	0	0	0	0	0	0	0	0
	GB	0	0	0	0	0	0	0	0
	FATA	0	0	0	0	0	0	0	0
Customs, Excise &	TOTAL	0	0	0	0	0	0	0	1
Sales Tax Appellate	Islamabad	0	0	0	0	0	0	0	0
Tribunal,	Punjab	0	0	0	0	0	0	0	1
(Over all Pakistan).	Sindh R	0	0	0	0	0	0	0	0
	Sindh U	0	0	0	0	0	0	0	0
	KP	0	0	0	0	0	0	0	0
	Balochistan	0	0	0	0	0	0	0	0
	AJ&K	0	0	0	0	0	0	0	0
	GB	0	0	0	0	0	0	0	0
	FATA	0	0	0	0	0	0	0	0
Drug Courts,	TOTAL	0	0	0	0	1	0	1	1
(Over all Pakistan).	Islamabad	0	0	0	0	0	0	0	0
	Punjab	0	0	0	0	0	0	0	0
	Sindh R	0	0	0	0	0	0	0	0
	Sindh U	0	0	0	0	1	0	1	1
	KP	0	0	0	0	0	0	0	0
	Balochistan	0	0	0	0	0	0	0	0
	AJ&K	0	0	0	0	0	0	0	0
	GB	0	0	0	0	0	0	0	0
	FATA	0	0	0	0	0	0	0	0
Environmental	TOTAL	0	0	0	0	1	0	1	1
Protection Tribunal,	Islamabad	0	0	0	0	0	0	0	0
Karachi, Lahore,	Punjab	0	0	0	0	0	0	0	0
Peshawar, Quetta.	Sindh R	0	0	0	0	0	0	0	0
	Sindh U	0	0	0	0	1	0	1	1
	KP	0	0	0	0	0	0	0	0
	Balochistan	0	0	0	0	0	0	0	0
	AJ&K	0	0	0	0	0	0	0	0
	GB	0	0	0	0	0	0	0	0
	FATA	0	0	0	0	0	0	0	0

TABLE-25
DOMICILE WISE ACTUAL STRENGTH OF FEMALE EMPLOYEES BY BASIC SCALE AND DIVISION / ATTACHED
DEPARTMENTS / SUBORDINATE OFFICES

DIVISION/OFFICE	DOMICILE	BASIC SCALE 17 to 22						TOTAL	G.TOTAL BS 1-22
		17	18	19	20	21	22		
Federal Service	TOTAL	0	0	0	0	0	0	0	0
Tribunal, Islamabad.	Islamabad	0	0	0	0	0	0	0	0
	Punjab	0	0	0	0	0	0	0	0
	Sindh R	0	0	0	0	0	0	0	0
	Sindh U	0	0	0	0	0	0	0	0
	KP	0	0	0	0	0	0	0	0
	Balochistan	0	0	0	0	0	0	0	0
	AJ&K	0	0	0	0	0	0	0	0
	GB	0	0	0	0	0	0	0	0
	FATA	0	0	0	0	0	0	0	0
Federal Shariat Court, Islamabad.	TOTAL	1	1	1	0	0	0	3	7
Islamabad.	Islamabad	0	0	0	0	0	0	0	0
	Punjab	0	1	1	0	0	0	2	4
	Sindh R	0	0	0	0	0	0	0	0
	Sindh U	0	0	0	0	0	0	0	2
	KP	1	0	0	0	0	0	1	1
	Balochistan	0	0	0	0	0	0	0	0
	AJ&K	0	0	0	0	0	0	0	0
	GB	0	0	0	0	0	0	0	0
	FATA	0	0	0	0	0	0	0	0
Foreign Exchange Regulation Appellate Board, Karachi, Lahore.	TOTAL	0	0	0	0	0	0	0	0
Islamabad.	Islamabad	0	0	0	0	0	0	0	0
	Punjab	0	0	0	0	0	0	0	0
	Sindh R	0	0	0	0	0	0	0	0
	Sindh U	0	0	0	0	0	0	0	0
	KP	0	0	0	0	0	0	0	0
	Balochistan	0	0	0	0	0	0	0	0
	AJ&K	0	0	0	0	0	0	0	0
	GB	0	0	0	0	0	0	0	0
	FATA	0	0	0	0	0	0	0	0
Implementation of National Plan of Action for Children	TOTAL	0	0	0	0	0	0	0	0
Islamabad.	Islamabad	0	0	0	0	0	0	0	0
	Punjab	0	0	0	0	0	0	0	0
	Sindh R	0	0	0	0	0	0	0	0
	Sindh U	0	0	0	0	0	0	0	0
	KP	0	0	0	0	0	0	0	0
	Balochistan	0	0	0	0	0	0	0	0
	AJ&K	0	0	0	0	0	0	0	0
GB	0	0	0	0	0	0	0	0	
FATA	0	0	0	0	0	0	0	0	

TABLE-25
DOMICILE WISE ACTUAL STRENGTH OF FEMALE EMPLOYEES BY BASIC SCALE AND DIVISION / ATTACHED
DEPARTMENTS / SUBORDINATE OFFICES

DIVISION/OFFICE	DOMICILE	BASIC SCALE 17 to 22						TOTAL	G.TOTAL BS 1-22
		17	18	19	20	21	22		
Insurance Appellate	TOTAL	0	0	0	0	0	0	0	0
Tribunal, Karachi.	Islamabad	0	0	0	0	0	0	0	0
	Punjab	0	0	0	0	0	0	0	0
	Sindh R	0	0	0	0	0	0	0	0
	Sindh U	0	0	0	0	0	0	0	0
	KP	0	0	0	0	0	0	0	0
	Balochistan	0	0	0	0	0	0	0	0
	AJ&K	0	0	0	0	0	0	0	0
	GB	0	0	0	0	0	0	0	0
	FATA	0	0	0	0	0	0	0	0
Law & Justice	TOTAL	1	1	0	1	0	0	3	4
Commission of Pakistan, Islamabad.	Islamabad	0	0	0	0	0	0	0	0
	Punjab	1	1	0	0	0	0	2	3
	Sindh R	0	0	0	0	0	0	0	0
	Sindh U	0	0	0	0	0	0	0	0
	KP	0	0	0	1	0	0	1	1
	Balochistan	0	0	0	0	0	0	0	0
	AJ&K	0	0	0	0	0	0	0	0
	GB	0	0	0	0	0	0	0	0
	FATA	0	0	0	0	0	0	0	0
National Child Protection Centre (NCPC)	TOTAL	0	0	0	0	0	0	0	1
Islamabad.	Islamabad	0	0	0	0	0	0	0	1
	Punjab	0	0	0	0	0	0	0	0
	Sindh R	0	0	0	0	0	0	0	0
	Sindh U	0	0	0	0	0	0	0	0
	KP	0	0	0	0	0	0	0	0
	Balochistan	0	0	0	0	0	0	0	0
	AJ&K	0	0	0	0	0	0	0	0
	GB	0	0	0	0	0	0	0	0
	FATA	0	0	0	0	0	0	0	0
National Commission for the Child Welfare Development	TOTAL	0	0	0	0	0	0	0	0
Islamabad.	Islamabad	0	0	0	0	0	0	0	0
	Punjab	0	0	0	0	0	0	0	0
	Sindh R	0	0	0	0	0	0	0	0
	Sindh U	0	0	0	0	0	0	0	0
	KP	0	0	0	0	0	0	0	0
	Balochistan	0	0	0	0	0	0	0	0
	AJ&K	0	0	0	0	0	0	0	0
	GB	0	0	0	0	0	0	0	0
	FATA	0	0	0	0	0	0	0	0

TABLE-25
DOMICILE WISE ACTUAL STRENGTH OF FEMALE EMPLOYEES BY BASIC SCALE AND DIVISION / ATTACHED
DEPARTMENTS / SUBORDINATE OFFICES

DIVISION/OFFICE	DOMICILE	BASIC SCALE 17 to 22						TOTAL	G.TOTAL BS 1-22
		17	18	19	20	21	22		
Office of the Attorney	TOTAL	0	0	0	6	1	0	7	11
General/Deputy Attorney	Islamabad	0	0	0	0	0	0	0	0
General's and Standing	Punjab	0	0	0	3	1	0	4	5
Council, Head Office	Sindh R	0	0	0	3	0	0	3	5
Islamabad.	Sindh U	0	0	0	0	0	0	0	0
	KP	0	0	0	0	0	0	0	1
	Balochistan	0	0	0	0	0	0	0	0
	AJ&K	0	0	0	0	0	0	0	0
	GB	0	0	0	0	0	0	0	0
	FATA	0	0	0	0	0	0	0	0
	TOTAL	1	0	1	0	0	0	2	2
Regional Directorate of	Islamabad	0	0	0	0	0	0	0	0
Human Rights, Lahore,	Punjab	0	0	1	0	0	0	1	1
Karachi, Peshawar, Quetta	Sindh R	0	0	0	0	0	0	0	0
	Sindh U	0	0	0	0	0	0	0	0
	KP	1	0	0	0	0	0	1	1
	Balochistan	0	0	0	0	0	0	0	0
	AJ&K	0	0	0	0	0	0	0	0
	GB	0	0	0	0	0	0	0	0
	FATA	0	0	0	0	0	0	0	0
	TOTAL	0	0	0	0	0	0	0	0
	Special Courts (CNS), (Over all Pakistan).	Islamabad	0	0	0	0	0	0	0
	Punjab	0	0	0	0	0	0	0	0
	Sindh R	0	0	0	0	0	0	0	0
	Sindh U	0	0	0	0	0	0	0	0
	KP	0	0	0	0	0	0	0	0
	Balochistan	0	0	0	0	0	0	0	0
	AJ&K	0	0	0	0	0	0	0	0
	GB	0	0	0	0	0	0	0	0
	FATA	0	0	0	0	0	0	0	0
Special Courts	TOTAL	0	0	0	0	0	0	0	0
(Customs, Taxation &	Islamabad	0	0	0	0	0	0	0	0
Anti Smuggling),	Punjab	0	0	0	0	0	0	0	0
Karachi, Lahore,	Sindh R	0	0	0	0	0	0	0	0
Rawalpindi, Peshawar.	Sindh U	0	0	0	0	0	0	0	0
	KP	0	0	0	0	0	0	0	0
	Balochistan	0	0	0	0	0	0	0	0
	AJ&K	0	0	0	0	0	0	0	0
	GB	0	0	0	0	0	0	0	0
	FATA	0	0	0	0	0	0	0	0

TABLE-25
DOMICILE WISE ACTUAL STRENGTH OF FEMALE EMPLOYEES BY BASIC SCALE AND DIVISION / ATTACHED
DEPARTMENTS / SUBORDINATE OFFICES

DIVISION/OFFICE	DOMICILE	BASIC SCALE 17 to 22						TOTAL	G.TOTAL BS 1-22
		17	18	19	20	21	22		
Special Courts	TOTAL	0	0	0	0	0	0	0	0
(Offences in Banks),	Islamabad	0	0	0	0	0	0	0	0
Lahore, Karachi,	Punjab	0	0	0	0	0	0	0	0
Peshawar,	Sindh R	0	0	0	0	0	0	0	0
	Sindh U	0	0	0	0	0	0	0	0
	KP	0	0	0	0	0	0	0	0
	Balochistan	0	0	0	0	0	0	0	0
	AJ&K	0	0	0	0	0	0	0	0
	GB	0	0	0	0	0	0	0	0
	FATA	0	0	0	0	0	0	0	0
Special Courts Central,	TOTAL	0	0	0	0	1	0	1	1
(Over all Pakistan).	Islamabad	0	0	0	0	0	0	0	0
	Punjab	0	0	0	0	0	0	0	0
	Sindh R	0	0	0	0	1	0	1	1
	Sindh U	0	0	0	0	0	0	0	0
	KP	0	0	0	0	0	0	0	0
	Balochistan	0	0	0	0	0	0	0	0
	AJ&K	0	0	0	0	0	0	0	0
	GB	0	0	0	0	0	0	0	0
	FATA	0	0	0	0	0	0	0	0
22 Narcotics Control	G. TOTAL	4	1	0	0	0	0	5	39
Division	TOTAL	0	1	0	0	0	0	1	8
Main, Islamabad.	Islamabad	0	0	0	0	0	0	0	5
	Punjab	0	0	0	0	0	0	0	2
	Sindh R	0	0	0	0	0	0	0	0
	Sindh U	0	0	0	0	0	0	0	0
	KP	0	0	0	0	0	0	0	0
	Balochistan	0	1	0	0	0	0	1	1
	AJ&K	0	0	0	0	0	0	0	0
	GB	0	0	0	0	0	0	0	0
	FATA	0	0	0	0	0	0	0	0
Anti Narcotics Force,	TOTAL	4	0	0	0	0	0	4	31
Rawalpindi.	Islamabad	0	0	0	0	0	0	0	0
	Punjab	3	0	0	0	0	0	3	19
	Sindh R	1	0	0	0	0	0	1	2
	Sindh U	0	0	0	0	0	0	0	4
	KP	0	0	0	0	0	0	0	2
	Balochistan	0	0	0	0	0	0	0	4
	AJ&K	0	0	0	0	0	0	0	0
	GB	0	0	0	0	0	0	0	0
	FATA	0	0	0	0	0	0	0	0

TABLE-25
DOMICILE WISE ACTUAL STRENGTH OF FEMALE EMPLOYEES BY BASIC SCALE AND DIVISION / ATTACHED
DEPARTMENTS / SUBORDINATE OFFICES

23	DIVISION/OFFICE	DOMICILE	BASIC SCALE 17 to 22						G.TOTAL BS 1-22	
			17	18	19	20	21	22		TOTAL
	National Food	G. TOTAL	15	1	0	0	0	0	16	43
	Security & Research	TOTAL	3	0	0	0	0	0	3	8
	Division	Islamabad	0	0	0	0	0	0	0	1
	Main Islamabad.	Punjab	3	0	0	0	0	0	3	6
		Sindh R	0	0	0	0	0	0	0	0
		Sindh U	0	0	0	0	0	0	0	0
		KP	0	0	0	0	0	0	0	1
		Balochistan	0	0	0	0	0	0	0	0
		AJ&K	0	0	0	0	0	0	0	0
		GB	0	0	0	0	0	0	0	0
		FATA	0	0	0	0	0	0	0	0
	Agriculture Policy	TOTAL	2	0	0	0	0	0	2	3
	Institute Islamabad.	Islamabad	0	0	0	0	0	0	0	0
		Punjab	2	0	0	0	0	0	2	3
		Sindh R	0	0	0	0	0	0	0	0
		Sindh U	0	0	0	0	0	0	0	0
		KP	0	0	0	0	0	0	0	0
		Balochistan	0	0	0	0	0	0	0	0
		AJ&K	0	0	0	0	0	0	0	0
		GB	0	0	0	0	0	0	0	0
		FATA	0	0	0	0	0	0	0	0
	Animal Quarantine	TOTAL	0	0	0	0	0	0	0	2
	Department	Islamabad	0	0	0	0	0	0	0	0
	Karachi.	Punjab	0	0	0	0	0	0	0	1
		Sindh R	0	0	0	0	0	0	0	0
		Sindh U	0	0	0	0	0	0	0	0
		KP	0	0	0	0	0	0	0	1
		Balochistan	0	0	0	0	0	0	0	0
		AJ&K	0	0	0	0	0	0	0	0
		GB	0	0	0	0	0	0	0	0
		FATA	0	0	0	0	0	0	0	0
	Department of Plant	TOTAL	3	0	0	0	0	0	3	15
	Protection Karachi.	Islamabad	0	0	0	0	0	0	0	0
		Punjab	2	0	0	0	0	0	2	7
		Sindh R	0	0	0	0	0	0	0	2
		Sindh U	1	0	0	0	0	0	1	5
		KP	0	0	0	0	0	0	0	0
		Balochistan	0	0	0	0	0	0	0	1
		AJ&K	0	0	0	0	0	0	0	0
		GB	0	0	0	0	0	0	0	0
		FATA	0	0	0	0	0	0	0	0

TABLE-25
DOMICILE WISE ACTUAL STRENGTH OF FEMALE EMPLOYEES BY BASIC SCALE AND DIVISION / ATTACHED
DEPARTMENTS / SUBORDINATE OFFICES

DIVISION/OFFICE	DOMICILE	BASIC SCALE 17 to 22						TOTAL	G.TOTAL BS 1-22
		17	18	19	20	21	22		
Federal Seed	TOTAL	6	0	0	0	0	0	6	12
Certification & Registration	Islamabad	1	0	0	0	0	0	1	2
Department Islamabad.	Punjab	3	0	0	0	0	0	3	7
	Sindh R	1	0	0	0	0	0	1	2
	Sindh U	1	0	0	0	0	0	1	1
	KP	0	0	0	0	0	0	0	0
	Balochistan	0	0	0	0	0	0	0	0
	AJ&K	0	0	0	0	0	0	0	0
	GB	0	0	0	0	0	0	0	0
	FATA	0	0	0	0	0	0	0	0
National Veterinary	TOTAL	1	1	0	0	0	0	2	3
Laboratory Islamabad.	Islamabad	0	0	0	0	0	0	0	0
	Punjab	1	1	0	0	0	0	2	2
	Sindh R	0	0	0	0	0	0	0	0
	Sindh U	0	0	0	0	0	0	0	0
	KP	0	0	0	0	0	0	0	1
	Balochistan	0	0	0	0	0	0	0	0
	AJ&K	0	0	0	0	0	0	0	0
	GB	0	0	0	0	0	0	0	0
	FATA	0	0	0	0	0	0	0	0
24 National Health	G. TOTAL	42	20	6	0	0	0	68	169
Services Regulations & Coordination Division	TOTAL	3	2	1	0	0	0	6	10
Main Islamabad.	Islamabad	1	1	0	0	0	0	2	5
	Punjab	2	1	0	0	0	0	3	3
	Sindh R	0	0	0	0	0	0	0	0
	Sindh U	0	0	1	0	0	0	1	1
	KP	0	0	0	0	0	0	0	1
	Balochistan	0	0	0	0	0	0	0	0
	AJ&K	0	0	0	0	0	0	0	0
	GB	0	0	0	0	0	0	0	0
	FATA	0	0	0	0	0	0	0	0
Central Drugs	TOTAL	0	1	0	0	0	0	1	1
Laboratory Karachi.	Islamabad	0	0	0	0	0	0	0	0
	Punjab	0	0	0	0	0	0	0	0
	Sindh R	0	0	0	0	0	0	0	0
	Sindh U	0	1	0	0	0	0	1	1
	KP	0	0	0	0	0	0	0	0
	Balochistan	0	0	0	0	0	0	0	0
	AJ&K	0	0	0	0	0	0	0	0
	GB	0	0	0	0	0	0	0	0
	FATA	0	0	0	0	0	0	0	0

TABLE-25
DOMICILE WISE ACTUAL STRENGTH OF FEMALE EMPLOYEES BY BASIC SCALE AND DIVISION / ATTACHED
DEPARTMENTS / SUBORDINATE OFFICES

DIVISION/OFFICE	DOMICILE	BASIC SCALE 17 to 22						TOTAL	G.TOTAL BS 1-22
		17	18	19	20	21	22		
Directorate of Central	TOTAL	33	1	0	0	0	0	34	109
Health Establishments	Islamabad	1	1	0	0	0	0	2	2
Islamabad.	Punjab	22	0	0	0	0	0	22	31
	Sindh R	3	0	0	0	0	0	3	6
	Sindh U	2	0	0	0	0	0	2	60
	KP	1	0	0	0	0	0	1	5
	Balochistan	2	0	0	0	0	0	2	3
	AJ&K	0	0	0	0	0	0	0	0
	GB	1	0	0	0	0	0	1	1
	FATA	1	0	0	0	0	0	1	1
Directorate of Malaria	TOTAL	0	0	0	0	0	0	0	0
Control Islamabad.	Islamabad	0	0	0	0	0	0	0	0
	Punjab	0	0	0	0	0	0	0	0
	Sindh R	0	0	0	0	0	0	0	0
	Sindh U	0	0	0	0	0	0	0	0
	KP	0	0	0	0	0	0	0	0
	Balochistan	0	0	0	0	0	0	0	0
	AJ&K	0	0	0	0	0	0	0	0
	GB	0	0	0	0	0	0	0	0
	FATA	0	0	0	0	0	0	0	0
Directorate of Central	TOTAL	0	0	0	0	0	0	0	0
Warehouse & Supplies	Islamabad	0	0	0	0	0	0	0	0
Karachi.	Punjab	0	0	0	0	0	0	0	0
	Sindh R	0	0	0	0	0	0	0	0
	Sindh U	0	0	0	0	0	0	0	0
	KP	0	0	0	0	0	0	0	0
	Balochistan	0	0	0	0	0	0	0	0
	AJ&K	0	0	0	0	0	0	0	0
	GB	0	0	0	0	0	0	0	0
	FATA	0	0	0	0	0	0	0	0
Expanded Programme On	TOTAL	1	1	0	0	0	0	2	4
Immunication, Islamabad.	Islamabad	0	0	0	0	0	0	0	0
	Punjab	1	1	0	0	0	0	2	3
	Sindh R	0	0	0	0	0	0	0	1
	Sindh U	0	0	0	0	0	0	0	0
	KP	0	0	0	0	0	0	0	0
	Balochistan	0	0	0	0	0	0	0	0
	AJ&K	0	0	0	0	0	0	0	0
	GB	0	0	0	0	0	0	0	0
	FATA	0	0	0	0	0	0	0	0

TABLE-25
DOMICILE WISE ACTUAL STRENGTH OF FEMALE EMPLOYEES BY BASIC SCALE AND DIVISION / ATTACHED
DEPARTMENTS / SUBORDINATE OFFICES

DIVISION/OFFICE	DOMICILE	BASIC SCALE 17 to 22						TOTAL	G.TOTAL BS 1-22
		17	18	19	20	21	22		
National Aids Control	TOTAL	1	1	0	0	0	0	2	2
Programme, Islamabad.	Islamabad	0	0	0	0	0	0	0	0
	Punjab	1	0	0	0	0	0	1	1
	Sindh R	0	0	0	0	0	0	0	0
	Sindh U	0	1	0	0	0	0	1	1
	KP	0	0	0	0	0	0	0	0
	Balochistan	0	0	0	0	0	0	0	0
	AJ&K	0	0	0	0	0	0	0	0
	GB	0	0	0	0	0	0	0	0
	FATA	0	0	0	0	0	0	0	0
National Control	TOTAL	0	0	0	0	0	0	0	0
Laboratory for (Biologicals) Islamabad.	Islamabad	0	0	0	0	0	0	0	0
	Punjab	0	0	0	0	0	0	0	0
	Sindh R	0	0	0	0	0	0	0	0
	Sindh U	0	0	0	0	0	0	0	0
	KP	0	0	0	0	0	0	0	0
	Balochistan	0	0	0	0	0	0	0	0
	AJ&K	0	0	0	0	0	0	0	0
	GB	0	0	0	0	0	0	0	0
	FATA	0	0	0	0	0	0	0	0
National Health Information	TOTAL	0	0	0	0	0	0	0	0
Resource Centre, Islamabad.	Islamabad	0	0	0	0	0	0	0	0
	Punjab	0	0	0	0	0	0	0	0
	Sindh R	0	0	0	0	0	0	0	0
	Sindh U	0	0	0	0	0	0	0	0
	KP	0	0	0	0	0	0	0	0
	Balochistan	0	0	0	0	0	0	0	0
	AJ&K	0	0	0	0	0	0	0	0
	GB	0	0	0	0	0	0	0	0
	FATA	0	0	0	0	0	0	0	0
National Health	TOTAL	0	3	0	0	0	0	3	4
Emergency Preparedness & Response Network Islamabad.	Islamabad	0	1	0	0	0	0	1	1
	Punjab	0	1	0	0	0	0	1	1
	Sindh R	0	0	0	0	0	0	0	0
	Sindh U	0	0	0	0	0	0	0	0
	KP	0	1	0	0	0	0	1	1
	Balochistan	0	0	0	0	0	0	0	0
	AJ&K	0	0	0	0	0	0	0	1
	GB	0	0	0	0	0	0	0	0
	FATA	0	0	0	0	0	0	0	0

TABLE-25
DOMICILE WISE ACTUAL STRENGTH OF FEMALE EMPLOYEES BY BASIC SCALE AND DIVISION / ATTACHED
DEPARTMENTS / SUBORDINATE OFFICES

DIVISION/OFFICE	DOMICILE	BASIC SCALE 17 to 22							G.TOTAL BS 1-22
		17	18	19	20	21	22	TOTAL	
National Research	TOTAL	1	2	0	0	0	0	3	16
Institute For Fertility Care	Islamabad	1	0	0	0	0	0	1	1
Karachi.	Punjab	0	0	0	0	0	0	0	0
	Sindh R	0	0	0	0	0	0	0	4
	Sindh U	0	1	0	0	0	0	1	10
	KP	0	0	0	0	0	0	0	0
	Balochistan	0	1	0	0	0	0	1	1
	AJ&K	0	0	0	0	0	0	0	0
	GB	0	0	0	0	0	0	0	0
	FATA	0	0	0	0	0	0	0	0
	National Institute	TOTAL	1	1	2	0	0	0	4
of Population Studies	Islamabad	0	0	0	0	0	0	0	2
Islamabad.	Punjab	1	0	1	0	0	0	2	4
	Sindh R	0	1	0	0	0	0	1	2
	Sindh U	0	0	1	0	0	0	1	1
	KP	0	0	0	0	0	0	0	0
	Balochistan	0	0	0	0	0	0	0	0
	AJ&K	0	0	0	0	0	0	0	0
	GB	0	0	0	0	0	0	0	0
	FATA	0	0	0	0	0	0	0	0
	Population Programme	TOTAL	2	8	3	0	0	0	13
Wing Islamabad.	Islamabad	0	1	0	0	0	0	1	2
	Punjab	2	4	3	0	0	0	9	9
	Sindh R	0	0	0	0	0	0	0	0
	Sindh U	0	1	0	0	0	0	1	1
	KP	0	2	0	0	0	0	2	2
	Balochistan	0	0	0	0	0	0	0	0
	AJ&K	0	0	0	0	0	0	0	0
	GB	0	0	0	0	0	0	0	0
	FATA	0	0	0	0	0	0	0	0
25 National Security	TOTAL	0	0	0	0	0	0	0	0
Division Islamabad.	Islamabad	0	0	0	0	0	0	0	0
	Punjab	0	0	0	0	0	0	0	0
	Sindh R	0	0	0	0	0	0	0	0
	Sindh U	0	0	0	0	0	0	0	0
	KP	0	0	0	0	0	0	0	0
	Balochistan	0	0	0	0	0	0	0	0
	AJ&K	0	0	0	0	0	0	0	0
	GB	0	0	0	0	0	0	0	0
	FATA	0	0	0	0	0	0	0	0

TABLE-25
DOMICILE WISE ACTUAL STRENGTH OF FEMALE EMPLOYEES BY BASIC SCALE AND DIVISION / ATTACHED
DEPARTMENTS / SUBORDINATE OFFICES

26	DIVISION/OFFICE	DOMICILE	BASIC SCALE 17 to 22						G.TOTAL BS 1-22	
			17	18	19	20	21	22		TOTAL
	Overseas Pakistanis	G. TOTAL	5	1	0	1	0	0	7	25
	and Human Resource	TOTAL	4	1	0	1	0	0	6	16
	Development Division,	Islamabad	0	0	0	0	0	0	0	2
	Main Islamabad.	Punjab	4	0	0	1	0	0	5	12
		Sindh R	0	0	0	0	0	0	0	0
		Sindh U	0	0	0	0	0	0	0	0
		KP	0	0	0	0	0	0	0	0
		Balochistan	0	0	0	0	0	0	0	0
		AJ&K	0	0	0	0	0	0	0	1
		GB	0	0	0	0	0	0	0	0
		FATA	0	1	0	0	0	0	1	1
	Bureau of Emigration &	TOTAL	1	0	0	0	0	0	1	9
	Overseas Employment	Islamabad	0	0	0	0	0	0	0	0
	Islamabad.	Punjab	0	0	0	0	0	0	0	4
		Sindh R	0	0	0	0	0	0	0	0
		Sindh U	0	0	0	0	0	0	0	2
		KP	0	0	0	0	0	0	0	1
		Balochistan	1	0	0	0	0	0	1	2
		AJ&K	0	0	0	0	0	0	0	0
		GB	0	0	0	0	0	0	0	0
		FATA	0	0	0	0	0	0	0	0
	National Industrial	TOTAL	0	0	0	0	0	0	0	0
	Relation Commission	Islamabad	0	0	0	0	0	0	0	0
	Islamabad.	Punjab	0	0	0	0	0	0	0	0
		Sindh R	0	0	0	0	0	0	0	0
		Sindh U	0	0	0	0	0	0	0	0
		KP	0	0	0	0	0	0	0	0
		Balochistan	0	0	0	0	0	0	0	0
		AJ&K	0	0	0	0	0	0	0	0
		GB	0	0	0	0	0	0	0	0
		FATA	0	0	0	0	0	0	0	0
27	Parliamentary Affairs	TOTAL	0	0	1	0	0	0	1	3
	Division, Islamabad.	Islamabad	0	0	0	0	0	0	0	0
		Punjab	0	0	1	0	0	0	1	2
		Sindh R	0	0	0	0	0	0	0	1
		Sindh U	0	0	0	0	0	0	0	0
		KP	0	0	0	0	0	0	0	0
		Balochistan	0	0	0	0	0	0	0	0
		AJ&K	0	0	0	0	0	0	0	0
		GB	0	0	0	0	0	0	0	0
		FATA	0	0	0	0	0	0	0	0

TABLE-25
DOMICILE WISE ACTUAL STRENGTH OF FEMALE EMPLOYEES BY BASIC SCALE AND DIVISION / ATTACHED
DEPARTMENTS / SUBORDINATE OFFICES

28	DIVISION/OFFICE	DOMICILE	BASIC SCALE 17 to 22						TOTAL	G.TOTAL BS 1-22
			17	18	19	20	21	22		
	Petroleum & Natural	G. TOTAL	8	3	2	0	0	0	13	31
	Resources Division	TOTAL	0	0	0	0	0	0	0	11
	Main, Islamabad.	Islamabad	0	0	0	0	0	0	0	1
		Punjab	0	0	0	0	0	0	0	4
		Sindh R	0	0	0	0	0	0	0	1
		Sindh U	0	0	0	0	0	0	0	2
		KP	0	0	0	0	0	0	0	2
		Balochistan	0	0	0	0	0	0	0	0
		AJ&K	0	0	0	0	0	0	0	1
		GB	0	0	0	0	0	0	0	0
		FATA	0	0	0	0	0	0	0	0
	Central Inspectorate of	TOTAL	0	0	0	0	0	0	0	0
	Mines Islamabad.	Islamabad	0	0	0	0	0	0	0	0
		Punjab	0	0	0	0	0	0	0	0
		Sindh R	0	0	0	0	0	0	0	0
		Sindh U	0	0	0	0	0	0	0	0
		KP	0	0	0	0	0	0	0	0
		Balochistan	0	0	0	0	0	0	0	0
		AJ&K	0	0	0	0	0	0	0	0
		GB	0	0	0	0	0	0	0	0
		FATA	0	0	0	0	0	0	0	0
	Geological Survey of	TOTAL	8	3	2	0	0	0	13	20
	Pakistan, Quetta.	Islamabad	0	0	0	0	0	0	0	0
		Punjab	5	0	0	0	0	0	5	8
		Sindh R	1	1	0	0	0	0	2	2
		Sindh U	1	2	2	0	0	0	5	7
		KP	1	0	0	0	0	0	1	2
		Balochistan	0	0	0	0	0	0	0	1
		AJ&K	0	0	0	0	0	0	0	0
		GB	0	0	0	0	0	0	0	0
		FATA	0	0	0	0	0	0	0	0
29	Planning Development	G. TOTAL	8	5	1	0	0	0	14	85
	and Reform Division	TOTAL	5	5	1	0	0	0	11	42
	Main, Islamabad.	Islamabad	0	0	0	0	0	0	0	4
		Punjab	3	3	0	0	0	0	6	25
		Sindh R	0	0	1	0	0	0	1	2
		Sindh U	0	0	0	0	0	0	0	2
		KP	1	2	0	0	0	0	3	5
		Balochistan	0	0	0	0	0	0	0	2
		AJ&K	1	0	0	0	0	0	1	1
		GB	0	0	0	0	0	0	0	0
		FATA	0	0	0	0	0	0	0	1

TABLE-25
DOMICILE WISE ACTUAL STRENGTH OF FEMALE EMPLOYEES BY BASIC SCALE AND DIVISION / ATTACHED
DEPARTMENTS / SUBORDINATE OFFICES

DIVISION/OFFICE	DOMICILE	BASIC SCALE 17 to 22						TOTAL	G.TOTAL BS 1-22
		17	18	19	20	21	22		
Jawaid Azfar Computer	TOTAL	0	0	0	0	0	0	0	0
Centre, Islamabad.	Islamabad	0	0	0	0	0	0	0	0
	Punjab	0	0	0	0	0	0	0	0
	Sindh R	0	0	0	0	0	0	0	0
	Sindh U	0	0	0	0	0	0	0	0
	KP	0	0	0	0	0	0	0	0
	Balochistan	0	0	0	0	0	0	0	0
	AJ&K	0	0	0	0	0	0	0	0
	GB	0	0	0	0	0	0	0	0
	FATA	0	0	0	0	0	0	0	0
National Fertilizer	TOTAL	0	0	0	0	0	0	0	3
Development Centre, Islamabad.	Islamabad	0	0	0	0	0	0	0	1
	Punjab	0	0	0	0	0	0	0	1
	Sindh R	0	0	0	0	0	0	0	0
	Sindh U	0	0	0	0	0	0	0	0
	KP	0	0	0	0	0	0	0	1
	Balochistan	0	0	0	0	0	0	0	0
	AJ&K	0	0	0	0	0	0	0	0
	GB	0	0	0	0	0	0	0	0
	FATA	0	0	0	0	0	0	0	0
National Logistic Cell, Rawalpindi.	TOTAL	3	0	0	0	0	0	3	40
Islamabad.	Islamabad	0	0	0	0	0	0	0	0
	Punjab	2	0	0	0	0	0	2	30
	Sindh R	1	0	0	0	0	0	1	4
	Sindh U	0	0	0	0	0	0	0	0
	KP	0	0	0	0	0	0	0	3
	Balochistan	0	0	0	0	0	0	0	1
	AJ&K	0	0	0	0	0	0	0	2
	GB	0	0	0	0	0	0	0	0
	FATA	0	0	0	0	0	0	0	0
Pakistan Planning and Management Institute, Islamabad.	TOTAL	0	0	0	0	0	0	0	0
Islamabad.	Islamabad	0	0	0	0	0	0	0	0
	Punjab	0	0	0	0	0	0	0	0
	Sindh R	0	0	0	0	0	0	0	0
	Sindh U	0	0	0	0	0	0	0	0
	KP	0	0	0	0	0	0	0	0
	Balochistan	0	0	0	0	0	0	0	0
	AJ&K	0	0	0	0	0	0	0	0
	GB	0	0	0	0	0	0	0	0
FATA	0	0	0	0	0	0	0	0	

TABLE-25
DOMICILE WISE ACTUAL STRENGTH OF FEMALE EMPLOYEES BY BASIC SCALE AND DIVISION / ATTACHED
DEPARTMENTS / SUBORDINATE OFFICES

30	DIVISION/OFFICE	DOMICILE	BASIC SCALE 17 to 22						TOTAL	G.TOTAL BS 1-22
			17	18	19	20	21	22		
	Privatization	TOTAL	1	1	0	0	0	0	2	2
	Division, Islamabad.	Islamabad	0	0	0	0	0	0	0	0
		Punjab	1	1	0	0	0	0	2	2
		Sindh R	0	0	0	0	0	0	0	0
		Sindh U	0	0	0	0	0	0	0	0
		KP	0	0	0	0	0	0	0	0
		Balochistan	0	0	0	0	0	0	0	0
		AJ&K	0	0	0	0	0	0	0	0
		GB	0	0	0	0	0	0	0	0
		FATA	0	0	0	0	0	0	0	0
31	Ports & Shipping	G. TOTAL	2	2	0	0	0	1	5	21
	Division	TOTAL	0	2	0	0	0	1	3	10
	Main, Islamabad.	Islamabad	0	0	0	0	0	0	0	2
		Punjab	0	0	0	0	0	0	0	3
		Sindh R	0	0	0	0	0	0	0	0
		Sindh U	0	2	0	0	0	0	2	4
		KP	0	0	0	0	0	1	1	1
		Balochistan	0	0	0	0	0	0	0	0
		AJ&K	0	0	0	0	0	0	0	0
		GB	0	0	0	0	0	0	0	0
		FATA	0	0	0	0	0	0	0	0
	Directorate of Dock	TOTAL	0	0	0	0	0	0	0	4
	Workers Safety, Karachi.	Islamabad	0	0	0	0	0	0	0	0
		Punjab	0	0	0	0	0	0	0	0
		Sindh R	0	0	0	0	0	0	0	1
		Sindh U	0	0	0	0	0	0	0	3
		KP	0	0	0	0	0	0	0	0
		Balochistan	0	0	0	0	0	0	0	0
		AJ&K	0	0	0	0	0	0	0	0
		GB	0	0	0	0	0	0	0	0
		FATA	0	0	0	0	0	0	0	0
	Government Shipping	TOTAL	0	0	0	0	0	0	0	0
	Office, Karachi.	Islamabad	0	0	0	0	0	0	0	0
		Punjab	0	0	0	0	0	0	0	0
		Sindh R	0	0	0	0	0	0	0	0
		Sindh U	0	0	0	0	0	0	0	0
		KP	0	0	0	0	0	0	0	0
		Balochistan	0	0	0	0	0	0	0	0
		AJ&K	0	0	0	0	0	0	0	0
		GB	0	0	0	0	0	0	0	0
		FATA	0	0	0	0	0	0	0	0

TABLE-25
DOMICILE WISE ACTUAL STRENGTH OF FEMALE EMPLOYEES BY BASIC SCALE AND DIVISION / ATTACHED
DEPARTMENTS / SUBORDINATE OFFICES

DIVISION/OFFICE	DOMICILE	BASIC SCALE 17 to 22						TOTAL	G.TOTAL BS 1-22
		17	18	19	20	21	22		
Marine Biological	TOTAL	1	0	0	0	0	0	1	1
Research Laboratory	Islamabad	0	0	0	0	0	0	0	0
Karachi.	Punjab	1	0	0	0	0	0	1	1
	Sindh R	0	0	0	0	0	0	0	0
	Sindh U	0	0	0	0	0	0	0	0
	KP	0	0	0	0	0	0	0	0
	Balochistan	0	0	0	0	0	0	0	0
	AJ&K	0	0	0	0	0	0	0	0
	GB	0	0	0	0	0	0	0	0
	FATA	0	0	0	0	0	0	0	0
Marine Fisheries	TOTAL	1	0	0	0	0	0	1	5
Department Karachi.	Islamabad	0	0	0	0	0	0	0	0
	Punjab	0	0	0	0	0	0	0	1
	Sindh R	1	0	0	0	0	0	1	1
	Sindh U	0	0	0	0	0	0	0	3
	KP	0	0	0	0	0	0	0	0
	Balochistan	0	0	0	0	0	0	0	0
	AJ&K	0	0	0	0	0	0	0	0
	GB	0	0	0	0	0	0	0	0
FATA	0	0	0	0	0	0	0	0	
Mercantile Marine	TOTAL	0	0	0	0	0	0	0	1
Department, Karachi.	Islamabad	0	0	0	0	0	0	0	0
	Punjab	0	0	0	0	0	0	0	0
	Sindh R	0	0	0	0	0	0	0	0
	Sindh U	0	0	0	0	0	0	0	1
	KP	0	0	0	0	0	0	0	0
	Balochistan	0	0	0	0	0	0	0	0
	AJ&K	0	0	0	0	0	0	0	0
	GB	0	0	0	0	0	0	0	0
FATA	0	0	0	0	0	0	0	0	
32 Religious Affairs and	G. TOTAL	2	0	0	0	0	0	2	15
Inter-faith Harmony	TOTAL	1	0	0	0	0	0	1	9
Division	Islamabad	0	0	0	0	0	0	0	1
Main, Islamabad.	Punjab	0	0	0	0	0	0	0	5
	Sindh R	0	0	0	0	0	0	0	1
	Sindh U	1	0	0	0	0	0	1	1
	KP	0	0	0	0	0	0	0	1
	Balochistan	0	0	0	0	0	0	0	0
	AJ&K	0	0	0	0	0	0	0	0
	GB	0	0	0	0	0	0	0	0
FATA	0	0	0	0	0	0	0	0	

TABLE-25
DOMICILE WISE ACTUAL STRENGTH OF FEMALE EMPLOYEES BY BASIC SCALE AND DIVISION / ATTACHED
DEPARTMENTS / SUBORDINATE OFFICES

DIVISION/OFFICE	DOMICILE	BASIC SCALE 17 to 22						TOTAL	G.TOTAL BS 1-22
		17	18	19	20	21	22		
Directorate of Hajj, (Over all Pakistan).	TOTAL	1	0	0	0	0	0	1	6
	Islamabad	0	0	0	0	0	0	0	0
	Punjab	1	0	0	0	0	0	1	3
	Sindh R	0	0	0	0	0	0	0	0
	Sindh U	0	0	0	0	0	0	0	2
	KP	0	0	0	0	0	0	0	1
	Balochistan	0	0	0	0	0	0	0	0
	AJ&K	0	0	0	0	0	0	0	0
	GB	0	0	0	0	0	0	0	0
	FATA	0	0	0	0	0	0	0	0
33 Revenue Division	G.TOTAL	107	110	70	24	14	3	328	715
Main, Islamabad.	TOTAL	0	0	0	0	0	0	0	3
	Islamabad	0	0	0	0	0	0	0	2
	Punjab	0	0	0	0	0	0	0	0
	Sindh R	0	0	0	0	0	0	0	1
	Sindh U	0	0	0	0	0	0	0	0
	KP	0	0	0	0	0	0	0	0
	Balochistan	0	0	0	0	0	0	0	0
	AJ&K	0	0	0	0	0	0	0	0
	GB	0	0	0	0	0	0	0	0
	FATA	0	0	0	0	0	0	0	0
Federal Board of Revenue	TOTAL	107	110	70	24	14	3	328	712
including (Customs, Central	Islamabad	3	5	4	0	0	1	13	30
Excise, Sales Tax & Income	Punjab	58	70	50	13	10	2	203	349
Tax Departments), HQ	Sindh R	7	2	2	1	0	0	12	46
Islamabad.	Sindh U	15	10	5	6	1	0	37	203
	KP	13	14	4	1	1	0	33	43
	Balochistan	8	2	4	0	1	0	15	26
	AJ&K	2	5	1	2	1	0	11	11
	GB	0	0	0	0	0	0	0	0
	FATA	1	2	0	1	0	0	4	4
34 Railways Division	G. TOTAL	54	32	5	1	0	1	93	833
Main, Islamabad.	TOTAL	5	0	1	0	0	1	7	17
	Islamabad	0	0	0	0	0	0	0	1
	Punjab	4	0	1	0	0	1	6	13
	Sindh R	0	0	0	0	0	0	0	0
	Sindh U	0	0	0	0	0	0	0	1
	KP	1	0	0	0	0	0	1	2
	Balochistan	0	0	0	0	0	0	0	0
	AJ&K	0	0	0	0	0	0	0	0
	GB	0	0	0	0	0	0	0	0
	FATA	0	0	0	0	0	0	0	0

TABLE-25
DOMICILE WISE ACTUAL STRENGTH OF FEMALE EMPLOYEES BY BASIC SCALE AND DIVISION / ATTACHED
DEPARTMENTS / SUBORDINATE OFFICES

DIVISION/OFFICE	DOMICILE	BASIC SCALE 17 to 22						TOTAL	G.TOTAL BS 1-22
		17	18	19	20	21	22		
Pakistan Railways HQ,	TOTAL	49	32	4	1	0	0	86	816
Lahore.	Islamabad	0	0	0	0	0	0	0	3
	Punjab	30	27	3	1	0	0	61	490
	Sindh R	7	2	0	0	0	0	9	104
	Sindh U	4	1	0	0	0	0	5	184
	KP	3	1	0	0	0	0	4	22
	Balochistan	2	1	0	0	0	0	3	9
	AJ&K	2	0	0	0	0	0	2	2
	GB	1	0	1	0	0	0	2	2
	FATA	0	0	0	0	0	0	0	0
35 Science &	TOTAL	2	0	0	0	0	0	2	8
Technology Division ,	Islamabad	0	0	0	0	0	0	0	5
Islamabad.	Punjab	1	0	0	0	0	0	1	2
	Sindh R	0	0	0	0	0	0	0	0
	Sindh U	1	0	0	0	0	0	1	1
	KP	0	0	0	0	0	0	0	0
	Balochistan	0	0	0	0	0	0	0	0
	AJ&K	0	0	0	0	0	0	0	0
	GB	0	0	0	0	0	0	0	0
	FATA	0	0	0	0	0	0	0	0
36 States and Frontier	G. TOTAL	2	1	0	0	0	0	3	14
Regions Division	TOTAL	1	1	0	0	0	0	2	6
Main, Islamabad.	Islamabad	0	0	0	0	0	0	0	2
	Punjab	0	0	0	0	0	0	0	2
	Sindh R	0	0	0	0	0	0	0	0
	Sindh U	0	0	0	0	0	0	0	0
	KP	1	0	0	0	0	0	1	1
	Balochistan	0	0	0	0	0	0	0	0
	AJ&K	0	1	0	0	0	0	1	1
	GB	0	0	0	0	0	0	0	0
	FATA	0	0	0	0	0	0	0	0
Chief Commissioner for	TOTAL	1	0	0	0	0	0	1	8
Afghan Refugees,	Islamabad	0	0	0	0	0	0	0	0
Islamabad, Lahore,	Punjab	0	0	0	0	0	0	0	2
Karachi, Peshawar	Sindh R	0	0	0	0	0	0	0	0
Quetta.	Sindh U	0	0	0	0	0	0	0	0
	KP	0	0	0	0	0	0	0	4
	Balochistan	1	0	0	0	0	0	1	2
	AJ&K	0	0	0	0	0	0	0	0
	GB	0	0	0	0	0	0	0	0
	FATA	0	0	0	0	0	0	0	0

TABLE-25
DOMICILE WISE ACTUAL STRENGTH OF FEMALE EMPLOYEES BY BASIC SCALE AND DIVISION / ATTACHED
DEPARTMENTS / SUBORDINATE OFFICES

37	DIVISION/OFFICE	DOMICILE	BASIC SCALE 17 to 22						TOTAL	G.TOTAL BS 1-22
			17	18	19	20	21	22		
	Statistics Division	G. TOTAL	34	11	4	0	1	0	50	307
	Main, Islamabad.	TOTAL	1	0	0	0	1	0	2	5
		Islamabad	0	0	0	0	0	0	0	1
		Punjab	1	0	0	0	1	0	2	3
		Sindh R	0	0	0	0	0	0	0	1
		Sindh U	0	0	0	0	0	0	0	0
		KP	0	0	0	0	0	0	0	0
		Balochistan	0	0	0	0	0	0	0	0
		AJ&K	0	0	0	0	0	0	0	0
		GB	0	0	0	0	0	0	0	0
		FATA	0	0	0	0	0	0	0	0
	Pakistan Bureau of	TOTAL	33	11	4	0	0	0	48	302
	Statistics, Islamabad.	Islamabad	3	1	0	0	0	0	4	64
		Punjab	8	7	2	0	0	0	17	110
		Sindh R	2	0	0	0	0	0	2	25
		Sindh U	3	3	2	0	0	0	8	36
		KP	2	0	0	0	0	0	2	30
		Balochistan	6	0	0	0	0	0	6	14
		AJ&K	9	0	0	0	0	0	9	14
		GB	0	0	0	0	0	0	0	2
		FATA	0	0	0	0	0	0	0	7
38	Textile Industry	G. TOTAL	0	2	0	1	0	1	4	11
	Division	TOTAL	0	2	0	1	0	1	4	9
	Main, Islamabad.	Islamabad	0	0	0	0	0	0	0	0
		Punjab	0	1	0	1	0	0	2	4
		Sindh R	0	0	0	0	0	1	1	1
		Sindh U	0	0	0	0	0	0	0	0
		KP	0	1	0	0	0	0	1	4
		Balochistan	0	0	0	0	0	0	0	0
		AJ&K	0	0	0	0	0	0	0	0
		GB	0	0	0	0	0	0	0	0
		FATA	0	0	0	0	0	0	0	0
	Textile Commissioner's	TOTAL	0	0	0	0	0	0	0	2
	Organization, Karachi.	Islamabad	0	0	0	0	0	0	0	0
		Punjab	0	0	0	0	0	0	0	1
		Sindh R	0	0	0	0	0	0	0	1
		Sindh U	0	0	0	0	0	0	0	0
		KP	0	0	0	0	0	0	0	0
		Balochistan	0	0	0	0	0	0	0	0
		AJ&K	0	0	0	0	0	0	0	0
		GB	0	0	0	0	0	0	0	0
		FATA	0	0	0	0	0	0	0	0

TABLE-25
DOMICILE WISE ACTUAL STRENGTH OF FEMALE EMPLOYEES BY BASIC SCALE AND DIVISION / ATTACHED
DEPARTMENTS / SUBORDINATE OFFICES

39	DIVISION/OFFICE	DOMICILE	BASIC SCALE 17 to 22						G.TOTAL BS 1-22	
			17	18	19	20	21	22		TOTAL
	Water and Power	G. TOTAL	0	1	0	0	0	0	1	8
	Division	TOTAL	0	1	0	0	0	0	1	2
	Main, Islamabad.	Islamabad	0	0	0	0	0	0	0	0
		Punjab	0	1	0	0	0	0	1	2
		Sindh R	0	0	0	0	0	0	0	0
		Sindh U	0	0	0	0	0	0	0	0
		KP	0	0	0	0	0	0	0	0
		Balochistan	0	0	0	0	0	0	0	0
		AJ&K	0	0	0	0	0	0	0	0
		GB	0	0	0	0	0	0	0	0
		FATA	0	0	0	0	0	0	0	0
	National Energy	TOTAL	0	0	0	0	0	0	0	0
	Conservation Centre	Islamabad	0	0	0	0	0	0	0	0
	(ENERCON) Islamabad	Punjab	0	0	0	0	0	0	0	0
		Sindh R	0	0	0	0	0	0	0	0
		Sindh U	0	0	0	0	0	0	0	0
		KP	0	0	0	0	0	0	0	0
		Balochistan	0	0	0	0	0	0	0	0
		AJ&K	0	0	0	0	0	0	0	0
		GB	0	0	0	0	0	0	0	0
		FATA	0	0	0	0	0	0	0	0
	Office of the Chief	TOTAL	0	0	0	0	0	0	0	5
	Engineering Adviser/	Islamabad	0	0	0	0	0	0	0	2
	Chairman Federal	Punjab	0	0	0	0	0	0	0	3
	Flood Commission,	Sindh R	0	0	0	0	0	0	0	0
	Islamabad.	Sindh U	0	0	0	0	0	0	0	0
		KP	0	0	0	0	0	0	0	0
		Balochistan	0	0	0	0	0	0	0	0
		AJ&K	0	0	0	0	0	0	0	0
		GB	0	0	0	0	0	0	0	0
		FATA	0	0	0	0	0	0	0	0
	Pakistan Commissioner	TOTAL	0	0	0	0	0	0	0	1
	for Indus Waters,	Islamabad	0	0	0	0	0	0	0	0
	Lahore.	Punjab	0	0	0	0	0	0	0	1
		Sindh R	0	0	0	0	0	0	0	0
		Sindh U	0	0	0	0	0	0	0	0
		KP	0	0	0	0	0	0	0	0
		Balochistan	0	0	0	0	0	0	0	0
		AJ&K	0	0	0	0	0	0	0	0
		GB	0	0	0	0	0	0	0	0
		FATA	0	0	0	0	0	0	0	0

TABLE-25
DOMICILE WISE ACTUAL STRENGTH OF FEMALE EMPLOYEES BY BASIC SCALE AND DIVISION / ATTACHED
DEPARTMENTS / SUBORDINATE OFFICES

DIVISION/OFFICE	DOMICILE	BASIC SCALE 17 to 22							G.TOTAL BS 1-22	
		17	18	19	20	21	22	TOTAL		
40 President's Secretariat (Public), Islamabad.	TOTAL	0	0	0	2	1	0	3	18	
	Islamabad	0	0	0	0	0	0	0	0	
	Punjab	0	0	0	2	1	0	3	18	
	Sindh R	0	0	0	0	0	0	0	0	
	Sindh U	0	0	0	0	0	0	0	0	
	KP	0	0	0	0	0	0	0	0	
	Balochistan	0	0	0	0	0	0	0	0	
	AJ&K	0	0	0	0	0	0	0	0	
	GB	0	0	0	0	0	0	0	0	
FATA	0	0	0	0	0	0	0	0		
41 President's Secretariat (Personal), Islamabad.	TOTAL	0	0	0	0	0	0	0	9	
	Islamabad	0	0	0	0	0	0	0	1	
	Punjab	0	0	0	0	0	0	0	7	
	Sindh R	0	0	0	0	0	0	0	0	
	Sindh U	0	0	0	0	0	0	0	0	
	KP	0	0	0	0	0	0	0	1	
	Balochistan	0	0	0	0	0	0	0	0	
	AJ&K	0	0	0	0	0	0	0	0	
	GB	0	0	0	0	0	0	0	0	
FATA	0	0	0	0	0	0	0	0		
42 Prime Minister's Office (Public) Main, Islamabad.	G. TOTAL	5	2	1	2	3	1	14	20	
	TOTAL	0	1	1	1	2	1	6	8	
	Islamabad	0	0	0	0	0	0	0	0	
	Punjab	0	0	0	1	1	1	3	4	
	Sindh R	0	0	0	0	0	0	0	0	
	Sindh U	0	0	0	0	1	0	1	1	
	KP	0	0	1	0	0	0	1	1	
	Balochistan	0	1	0	0	0	0	1	1	
	AJ&K	0	0	0	0	0	0	0	1	
	GB	0	0	0	0	0	0	0	0	
	FATA	0	0	0	0	0	0	0	0	
	Board of Investment, Islamabad.	TOTAL	3	1	0	1	1	0	6	8
		Islamabad	0	0	0	0	0	0	0	0
		Punjab	3	1	0	0	0	0	4	5
		Sindh R	0	0	0	0	0	0	0	0
		Sindh U	0	0	0	1	0	0	1	2
		KP	0	0	0	0	0	0	0	0
		Balochistan	0	0	0	0	0	0	0	0
		AJ&K	0	0	0	0	1	0	1	1
GB		0	0	0	0	0	0	0	0	
FATA	0	0	0	0	0	0	0	0		

TABLE-25
DOMICILE WISE ACTUAL STRENGTH OF FEMALE EMPLOYEES BY BASIC SCALE AND DIVISION / ATTACHED
DEPARTMENTS / SUBORDINATE OFFICES

DIVISION/OFFICE	DOMICILE	BASIC SCALE 17 to 22							G.TOTAL BS 1-22
		17	18	19	20	21	22	TOTAL	
National Commission for	TOTAL	0	0	0	0	0	0	0	0
Government Reforms,	Islamabad	0	0	0	0	0	0	0	0
Islamabad.	Punjab	0	0	0	0	0	0	0	0
	Sindh R	0	0	0	0	0	0	0	0
	Sindh U	0	0	0	0	0	0	0	0
	KP	0	0	0	0	0	0	0	0
	Balochistan	0	0	0	0	0	0	0	0
	AJ&K	0	0	0	0	0	0	0	0
	GB	0	0	0	0	0	0	0	0
	FATA	0	0	0	0	0	0	0	0
Prime Minister's	TOTAL	2	0	0	0	0	0	2	4
Inspection Commission,	Islamabad	0	0	0	0	0	0	0	1
Islamabad.	Punjab	1	0	0	0	0	0	1	2
	Sindh R	1	0	0	0	0	0	1	1
	Sindh U	0	0	0	0	0	0	0	0
	KP	0	0	0	0	0	0	0	0
	Balochistan	0	0	0	0	0	0	0	0
	AJ&K	0	0	0	0	0	0	0	0
	GB	0	0	0	0	0	0	0	0
	FATA	0	0	0	0	0	0	0	0
43 Prime Minister's	TOTAL	0	0	0	0	0	0	0	18
Office (Internal),	Islamabad	0	0	0	0	0	0	0	3
Islamabad.	Punjab	0	0	0	0	0	0	0	13
	Sindh R	0	0	0	0	0	0	0	0
	Sindh U	0	0	0	0	0	0	0	0
	KP	0	0	0	0	0	0	0	1
	Balochistan	0	0	0	0	0	0	0	0
	AJ&K	0	0	0	0	0	0	0	0
	GB	0	0	0	0	0	0	0	0
	FATA	0	0	0	0	0	0	0	1
44 National Assembly	TOTAL	5	0	1	0	0	0	6	43
Secretariat, Islamabad.	Islamabad	0	0	0	0	0	0	0	3
	Punjab	4	0	1	0	0	0	5	23
	Sindh R	0	0	0	0	0	0	0	5
	Sindh U	0	0	0	0	0	0	0	3
	KP	1	0	0	0	0	0	1	5
	Balochistan	0	0	0	0	0	0	0	2
	AJ&K	0	0	0	0	0	0	0	1
	GB	0	0	0	0	0	0	0	1
	FATA	0	0	0	0	0	0	0	0

TABLE-25
DOMICILE WISE ACTUAL STRENGTH OF FEMALE EMPLOYEES BY BASIC SCALE AND DIVISION / ATTACHED
DEPARTMENTS / SUBORDINATE OFFICES

DIVISION/OFFICE	DOMICILE	BASIC SCALE 17 to 22							G.TOTAL BS 1-22
		17	18	19	20	21	22	TOTAL	
45 Senate Secretariat,	TOTAL	6	5	5	2	0	0	18	45
Islamabad.	Islamabad	1	0	0	0	0	0	1	7
	Punjab	4	1	2	1	0	0	8	23
	Sindh R	0	1	0	1	0	0	2	4
	Sindh U	0	1	0	0	0	0	1	2
	KP	1	2	2	0	0	0	5	8
	Balochistan	0	0	1	0	0	0	1	1
	AJ&K	0	0	0	0	0	0	0	0
	GB	0	0	0	0	0	0	0	0
	FATA	0	0	0	0	0	0	0	0
46 Election Commission of	G. TOTAL	6	3	0	0	0	0	9	51
Pakistan	TOTAL	1	1	0	0	0	0	2	6
Main, Islamabad.	Islamabad	0	0	0	0	0	0	0	2
	Punjab	0	0	0	0	0	0	0	1
	Sindh R	0	0	0	0	0	0	0	0
	Sindh U	0	1	0	0	0	0	1	1
	KP	0	0	0	0	0	0	0	1
	Balochistan	0	0	0	0	0	0	0	0
	AJ&K	1	0	0	0	0	0	1	1
	GB	0	0	0	0	0	0	0	0
	FATA	0	0	0	0	0	0	0	0
Provincial Election	TOTAL	5	2	0	0	0	0	7	45
Commissioners,	Islamabad	0	0	0	0	0	0	0	1
Punjab, Sindh, KP and	Punjab	2	0	0	0	0	0	2	17
Balochistan.	Sindh R	0	0	0	0	0	0	0	5
	Sindh U	1	1	0	0	0	0	2	8
	KP	1	1	0	0	0	0	2	7
	Balochistan	1	0	0	0	0	0	1	7
	AJ&K	0	0	0	0	0	0	0	0
	GB	0	0	0	0	0	0	0	0
	FATA	0	0	0	0	0	0	0	0
47 Wafaqi Mohtasib	TOTAL	5	5	0	0	1	0	11	31
(Ombudsman)'s	Islamabad	1	0	0	0	0	0	1	5
Secretariat, Islamabad.	Punjab	3	1	0	0	1	0	5	16
	Sindh R	0	3	0	0	0	0	3	3
	Sindh U	1	0	0	0	0	0	1	4
	KP	0	0	0	0	0	0	0	1
	Balochistan	0	1	0	0	0	0	1	2
	AJ&K	0	0	0	0	0	0	0	0
	GB	0	0	0	0	0	0	0	0
	FATA	0	0	0	0	0	0	0	0

TABLE-25
DOMICILE WISE ACTUAL STRENGTH OF FEMALE EMPLOYEES BY BASIC SCALE AND DIVISION / ATTACHED
DEPARTMENTS / SUBORDINATE OFFICES

DIVISION/OFFICE	DOMICILE	BASIC SCALE 17 to 22						TOTAL	G.TOTAL BS 1-22
		17	18	19	20	21	22		
48 Supreme Court of Pakistan, Islamabad.	TOTAL	6	0	1	1	1	0	9	18
	Islamabad	0	0	0	0	0	0	0	3
	Punjab	5	0	0	0	1	0	6	12
	Sindh R	0	0	0	0	0	0	0	0
	Sindh U	1	0	0	0	0	0	1	1
	KP	0	0	1	1	0	0	2	2
	Balochistan	0	0	0	0	0	0	0	0
	AJ&K	0	0	0	0	0	0	0	0
	GB	0	0	0	0	0	0	0	0
	FATA	0	0	0	0	0	0	0	0
49 Federal Tax Ombudsman Secretariat, Islamabad.	TOTAL	0	0	1	0	0	0	1	6
	Islamabad	0	0	0	0	0	0	0	0
	Punjab	0	0	1	0	0	0	1	4
	Sindh R	0	0	0	0	0	0	0	1
	Sindh U	0	0	0	0	0	0	0	1
	KP	0	0	0	0	0	0	0	0
	Balochistan	0	0	0	0	0	0	0	0
	AJ&K	0	0	0	0	0	0	0	0
	GB	0	0	0	0	0	0	0	0
	FATA	0	0	0	0	0	0	0	0
50 National Accountability Bureau, Islamabad.	TOTAL	30	12	2	1	0	0	45	100
	Islamabad	1	1	0	0	0	0	2	4
	Punjab	19	8	2	1	0	0	30	67
	Sindh R	2	1	0	0	0	0	3	6
	Sindh U	3	2	0	0	0	0	5	10
	KP	4	0	0	0	0	0	4	8
	Balochistan	1	0	0	0	0	0	1	3
	AJ&K	0	0	0	0	0	0	0	0
	GB	0	0	0	0	0	0	0	2
	FATA	0	0	0	0	0	0	0	0
G. TOTAL		4040	1303	501	111	48	11	6014	23298

TABLE-26
MANAGEMENT POSITION SCALES (MP-I, MP-II & MP-III) IN FEDERAL GOVERNMENT

DIVISION	MAIN / ATTACHED DEPARTMENT	MP-I	MP-II	MP-III	TOTAL
Capital Administration & Development	Main	1	0	0	1
Finance	Main	2	1	1	4
Information Technology and Telecommunications	Main	4	4	0	8
	National Information Technology Board ,	0	1	0	1
Planning & Development	Main	8	0	0	8
Port & Shipping	(Port & Shipping Wing)	0	1	1	2
Statistics	Pakistan Bureau of Statistics	1	5	0	6
Textile Industry	Main	0	1	2	3
Railways	Main	1	0	0	1
	Pakistan Railways	0	3	12	15
Grand Total		17	16	16	49