



**ANNUAL STATISTICAL BULLETIN OF
FEDERAL GOVERNMENT EMPLOYEES
2017-18**

**PAKISTAN PUBLIC ADMINISTRATION RESEARCH CENTRE
ESTABLISHMENT DIVISION
ISLAMABAD**

website: <http://pparc.establishment.gov.pk>

FOR OFFICIAL USE



**ANNUAL STATISTICAL BULLETIN OF FEDERAL
GOVERNMENT EMPLOYEES
2017-18**

**PAKISTAN PUBLIC ADMINISTRATION RESEARCH CENTRE
ESTABLISHMENT DIVISION
ISLAMABAD**

website: <http://pparc.establishment.gov.pk>

FOREWORD

Pakistan Public Administration Research Centre (PPARC), Establishment Division maintains the data regarding Federal Government civil employees and publishes it in the form of bulletins on annual basis. The current Annual Statistical Bulletin for the year 2017-18 has been prepared after collecting data from all the Ministries, Divisions, Attached Departments and Subordinate Offices working in the Federal Government. This bulletin contains information about number of all civil employees working in the Federal Government in Basic Scales from 1 to 22. The in-hand report is comprised of analysis as well as data tabulations, prepared on the basis of collected information.

2. The analytical portion of the report reveals trend analysis of all the categories of employees showing sanctioned posts, actual working strength, their percentages, bar charts, and pie charts which is a useful addition and creates interest for the readers. The analysis provides true picture of all the tabulations and readers could get benefit from it without going into detailed study of each and every table provided in the report. This bulletin is a valuable data bank for policy makers, planners, researchers, academicians and students, etc. for planning and research regarding Federal Government civil employees.

3. There are 26 data tabulations provided in this bulletins. Main tables comprised of data on multidimensional aspects of civil employees regarding their working strength e.g. male, female employees from different provinces, religions, organizations etc. Strength comparison for last ten years have also been provided in a few of the tables. Table of employees working in management position (MP) scales provides a useful information. All this would not be possible without devotion and hard work.

4. I would like to thank, all the focal persons of various Ministries and Divisions, Organizations and Departments for their timely support and cooperation, which enabled PPARC to complete this gigantic task. The Director General and Statistical Cell of PPARC also deserve appreciation for their dedication to complete this bulletin.

AKHTAR JAN WAZIR
Additional Secretary
Establishment Division

Islamabad

PREFACE

Pakistan Public Administration Research Centre (PPARC), Establishment Division has been maintaining statistical record in respect of civil employees of the Federal Government on annual basis since 1997, by publishing Annual Statistical Bulletins. The current volume of the Annual Statistical Bulletin of the Federal Government Employees is the 21st of this series.

2. The analysis of data shows that size of Federal Government in respect of sanctioned and actual working strength of its civil employees is 660,657 and 581,240 respectively. Out of total sanctioned strength 87.98% posts are filled, whereas 12.02% posts are vacant in various Ministries / Divisions and organizations during the year 2017-18. The distribution of actual strength shows that a small share of 4.98% is occupied by the officers working in basic scales 17-22, whereas 95.02% is occupied by employees working in basic scales 1-16, which is a very large share in the total number of Federal Government civil servants.

3. The current Annual Statistical Bulletin 2017-18 portrays the sanctioned posts of all the Divisions, Attached Departments and Subordinate Offices of the Federal Government. It also uncovers information pertaining to domicile, gender and religion along with data regarding occupational groups consisting of actual working strength of all the categories of Federal Government employees who are civil servants. The publication has been prepared on the basis of latest available data provided by various Ministries, Divisions, Departments and Offices of the Federal Government, on the prescribed format in shape of proforma specifically designed by PPARC.

4. I would like to thank, all focal persons of various Ministries and Divisions for their valuable support and data which enabled PPARC to complete this bulletin in time. The dedicated efforts made by officers and staff of Statistical Cell of PPARC in collection, compilation and analysis of data are also appreciated. The valuable suggestions and comments for improvement of the bulletin will be highly encouraged.

(Muhammad Lakhkar Khan Hoti)
Director General

Islamabad

**FEDERAL GOVERNMENT CIVIL EMPLOYEES AT A GLANCE
FOR 2017-18**

Description of Employees	Total Strength
Sanctioned Posts	660657
Filled-in Posts	581240
Vacant Posts	79417
Female Employees	32334
Non Muslim Employees	16711
Employees of Occupational Groups	6298
Female Employees of Occupational Groups	1082
Secretariat Employees	
Sanctioned Posts	25329
Filled-in Posts	21144
Vacant Posts	4185
Female Employees	1305
Employees of Attached / Subordinate Departments	
Sanctioned Posts	635328
Filled-in Posts	560096
Vacant Posts	75232
Female Employees	31029

LIST OF CONTRIBUTORS OF PPARC

Mr. Muhammad Lakhkar Khan Hoti Director General	Team Leader
Mr. Amjad Javaid Sandhu Director (Statistics)	Technical Supervision and Analysis
Mr. Kamran Ali Shah Director (Research)	Compilation & Report Writing
Mr. Shahid Nawaz Satti Senior Statistical Officer	Supervision of Data Collection Compilation & Tabulation
Sardar Muhammad Jamil Statistical Officer	Data Collection
Mr. Abdul Qayyum Abbasi Statistical Officer	Data Collection, Compilation & Tabulation
Mr. Umar Mehmood Abbasi Statistical Officer	Data Collection

Staff Participation

Mr. M. Hussain Shahid Statistical Assistant	Mr. Muhammad Yousaf Statistical Assistant
Mr. Abdul Karim Nizamani Statistical Assistant	Mr. Javed Ahmed Statistical Assistant
Mrs. Farzana Naheed Statistical Assistant	Syed Asim Iqbal Statistical Clerk (Computerized Composition)
Mr. Abdul Sattar Bajwa Junior Statistical Clerk	Mr. Abdul Ghani Jamali Junior Statistical Clerk
Mr. Raheel Aftab Junior Statistical Clerk	Mr. Rashid Ali Junior Statistical Clerk
Mr. Shafique Ahmed Junior Statistical Clerk	Mr. Muhammad Abid Khan Junior Statistical Clerk

CONTENTS

Sr. No.	TITLE	PAGE(S)
1.	Foreword	(i)
2.	Preface	(iii)
3.	Federal Government Civil Employees at a Glance	(v)
4.	List of Contributors of PPARC	(vii)
5.	Overview of the Civil Servants During 2017-2018	1-27
STATISTICAL TABLES:		29-299
Table-1	Sanctioned and Actual Strength of Employees by Basic Scale and Domicile.	31
Table-2	Actual Strength of Female Employees by Basic Scale and Domicile.	32
Table-3	Sanctioned and Actual Strength of Employees in Federal Secretariat by Basic Scale and Domicile.	33
Table-4	Actual Strength of Female Employees in Federal Secretariat by Basic Scale and Domicile.	34
Table-5	Sanctioned and Actual Strength of Employees in Attached Departments / Subordinate Offices by Basic Scale and Domicile.	35
Table-6	Actual Strength of Female Employees in Attached Departments / Subordinate Offices by Basic Scale and Domicile.	36
Table-7	Employees by Basic Scale and Occupational / Functional Group.	37
Table-8	Employees by Occupational / Functional Group and Province of Domicile.	38
Table-9	Female Employees by Basic Scale and Occupational / Functional Group.	39
Table-10	Female Employees by Occupational / Functional Group and Province of Domicile.	40
Table-11	Year Wise Employment Status by Province of Domicile.	41
Table-12	Actual Strength of Female Employees Over the Years.	42
Table-13	Year Wise Sanctioned Strength of Employees by Basic Scale.	43
Table-14	Year Wise Actual Strength of Employees by Basic Scale.	44
Table-15	Employment Status Over the Years.	45
Table-16	Non-Muslim Employees by Domicile and Basic Scale.	46
Table-17	Christian Employees by Domicile and Basic Scale.	47
Table-18	Ahmadi Employees by Domicile and Basic Scale.	48
Table-19	Hindu (Caste) Employees by Domicile and Basic Scale.	49
Table-20	Hindu (Non Caste) Employees by Domicile and Basic Scale.	50
Table-21	Sikh Employees by Domicile and Basic Scale.	51
Table-22	Others Non Muslim Employees by Domicile and Basic Scale.	52
Table-23	Management Position Scales (MP-I, MP-II and MP-III) in Federal Government.	53
Table-24	Sanctioned Strength By Basic Scale and Division / Attached Departments / Subordinate Offices.	54-79
Table-25	Domicile Wise Actual Strength of Employees By Basic Scale and Division / Attached Departments / Subordinate Offices.	80-189
Table-26	Domicile Wise Actual Strength of Female Employees by Basic Scale and Division / Attached Departments / Subordinate Offices.	190-299

OVERVIEW OF THE CIVIL SERVANTS DURING 2017-18

INTRODUCTION

Pakistan Public Administration Research Centre (PPARC), Establishment Division is responsible to collect, compile and disseminate the data of Federal Government employees. For this purpose, PPARC periodically carries out censuses of Federal Government Civil Servants in terms of their classifications and characteristics after every three years. In addition to triennial censuses, the statistical bulletins are also produced and published on annual basis. The data for bulletins are collected at Division and Department level showing sanctioned and actual strength of employees working as civil servants.

2. These bulletins are user intensive and are compiled according to their possible requirements of current statistics. Parliament, Establishment Division, Finance Division, Planning Development & Reform Division, Provincial Governments, Research Institutions and Non-Governmental Organizations (NGOs) are some of the major institutions making use of these bulletins, for having authentic figures on the human resource at Federal Government level all over the country. Consequently, twenty annual statistical bulletins of Federal Government civil employees have already been published on the basis of fiscal years, starting from 1997-98.

3. This is the twenty first annual statistical bulletin for the period 2017-18 and depicts the employment status as on 01-07-2017. It contains wide range of statistics covering not only the sanctioned and actual working strength of employees, but also presents domicile wise breakup of all the categories of the Federal Government civil employees. The scope of data has been extended upto 14 occupational & functional groups / services with detail of basic scales and domicile / gender wise position of incumbents working in these groups. The bulletin also contains domicile wise data about the non-muslim employees. It also includes information about female employees working in Federal Government as civil servants, while their domicile and basic scale wise breakup is also provided in this bulletin. The compilation of this bulletin is based

on the primary source of data and information has been collected from various Ministries, Divisions, Departments and Offices directly during 2017-18.

DATA ANALYSIS

4. This bulletin comprises current data for the year 2017-18 with reference period 01-07-2017. The data are obtained at administrative level of each Ministry, Division and Department. The analysis of main data items is provided in this part of the report for the ease of readers.

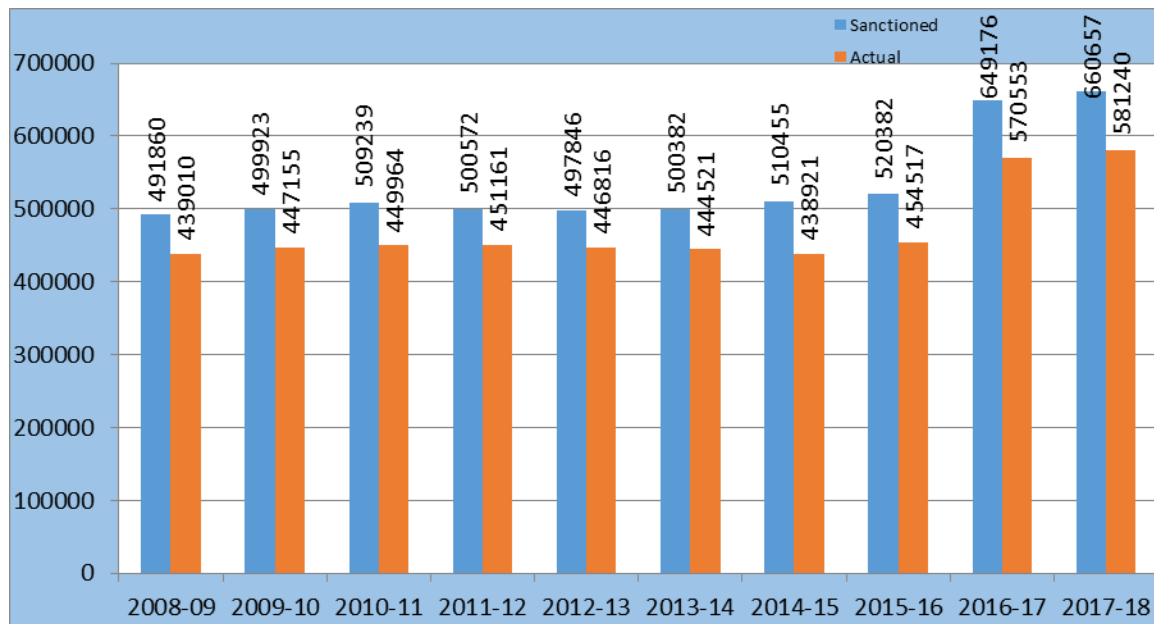
SECTION-A: OVERALL STRENGTH OF CIVIL EMPLOYEES

5. Overall strength of civil employees working in Federal Government is discussed in this part. Sanctioned and actual working strength, basic scale wise strength, female employees and domicile wise employees are analyzed in this section.

I. Sanctioned and Actual Working Strength

6. The bulletin contains information about entire civil servants employment status during the last ten years from 2008-09 to 2017-18 in terms of sanctioned and actual working strength of the Federal civil employees. The historical trend reflects that the public sector employment situation is a mix trend of increase & decrease in the number of civil servants during the last ten years. The job opportunities in public sector almost remained fluctuant during last ten years from 2008-09 to 2017-18. However, during last five years from 2013-14 to 2017-18, the size of the Federal Government in respect of its sanctioned and actual strength of employees shows an up word trend of 6.20% and 5.84% (on average basis) respectively. When we look into last two years, during current fiscal year 2017-18, an increase of almost 1.77% is observed in sanctioned strength and 1.87% is recorded in actual working strength from 2016-17. Bar chart in Figure-1 shows the pictorial sanctioned and actual strength of employees for the last ten years.

Figure-1: Sanctioned and Actual Working Strength of Employees.



7. Size of Federal Government in respect of sanctioned and actual strength is 660,657 and 581,240 posts on 1st July, 2017 as against 649,176 and 570,553 posts on 1st July of the last year respectively. Out of total sanctioned strength, 87.98% posts are filled, whereas 12.02% posts remain vacant in the various Ministries / Divisions and other government organizations during the period under study. The basic scale wise distribution of actual working strength shows that a small share of 4.98% is occupied by the officers in BS 17-22, whereas, remaining 95.02% share goes to the employees working in BS 1-16.

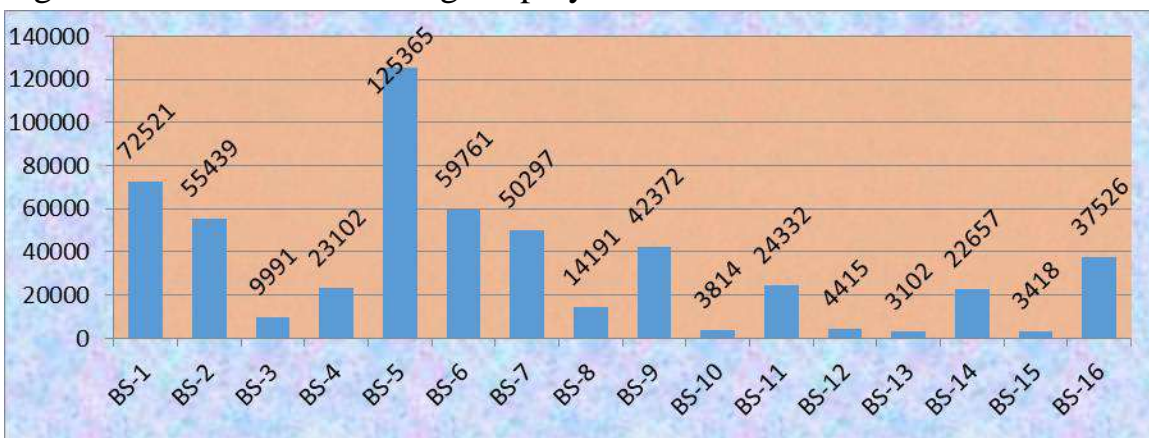
8. The Basic Scale wise analysis further uncovers that BS-17, BS-18, BS-20 show higher trend of 5.24%, 3.49%, and 5.31% respectively as against last year's actual working strength. However, BS-19, BS-21 and BS-22 show decrease in actual strength as 0.98%, 5.58% and 8.57% respectively. For sanctioned strength, increasing trends of 8.44% for BS-17, 2.86% for BS-18, 3.95% for BS-19 and 3.17% for BS-20 while decreasing trends of 1.61% for BS-21 and 5.69% for BS-22. Significant increases have also been witnessed in actual strength of BS-1, BS-6, BS-9, BS-11, BS-12, BS-15, and BS-16 at the rate of 16.56%, 0.31%, 3.70%, 39.32%, 2.53%, 65.04%, and 9.46% respectively.

Figure-2: Scale Wise Working Employees in BS 17 to 22.



9. The overall actual strength in BS 17-22 and BS 1-16 witnesses increase of 3.87% and 1.77% in the year 2017-18. Figure-2 depicts the scale wise strength of officers working in BS 17 to 22 while Figure-3 shows the strength of employees working in BS 1 to 16.

Figure-3: Scale Wise Working Employees in BS 1 to 16.

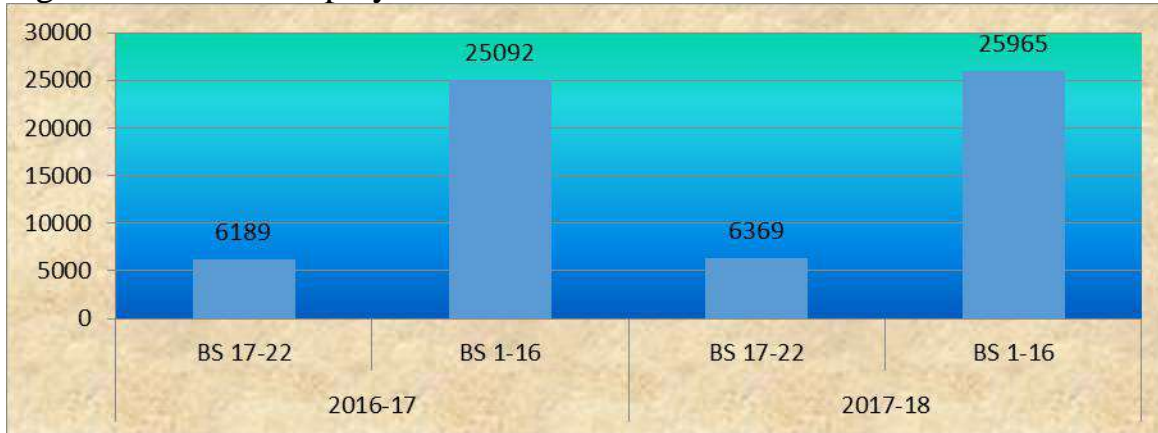


II. Female Employees

10. The actual strength of Federal Government female employees for the year 2017-18 is 32,334 as against 31,281 in previous year, showing a significant increase of 3.37% as compared to 2016-17. Out of total strength of 581,240 Federal Government employees, the percentage share of female employees in Government sector stands at 5.56% during 2017-18. The distribution of actual strength also shows that 19.70%

posts are occupied by the female officers in BS 17-22 and remaining share of 80.30% goes to BS 1-16 female employees out of 32,334 total female employees. Bar chart in Figure-4 shows female employees.

Figure-4: Female Employees.



III. Domicile Wise Analysis

11. The provincial and regional domicile wise analysis shows that the employment growth of Punjab, Sindh, Khyber Pakhtunkhwa, Balochistan, AJ&K, Gilgit Baltistan and FATA reveals an increase of 2.78%, 1.08%, 0.31%, 5.24%, 2.26%, 0.48% and 2.61% respectively during the period under discussion.

12. Overall share of the provinces on the basis of their quota including Civil Armed Forces (CAF) in actual working strength of 581,240 employees, shows that Punjab has 47.52% share including 2.23% Islamabad, followed by Khyber Pakhtunkhwa has 24.17% share. Similarly, the province of Sindh has 13.93% share (Sindh Rural 7.37% and Sindh Urban 6.56%) while share for Gilgit Baltistan, Balochistan, FATA and Azad Jammu & Kashmir remain 6.46%, 4.21%, 2.45% and 1.26% respectively. Similar trend has also been observed in the female employment in the Federal Government. Punjab including Islamabad (7.36%), enjoys the largest share of female employment to the ratio of 59.43%, followed by Sindh 13.49% (Sindh Rural 5.22% and Sindh Urban 8.27%), Khyber Pakhtunkhwa 7.53%, Balochistan 2.49%, whereas, Gilgit Baltistan, Azad Jammu & Kashmir and FATA occupy 14.96%, 1.22% and 0.88% posts, respectively.

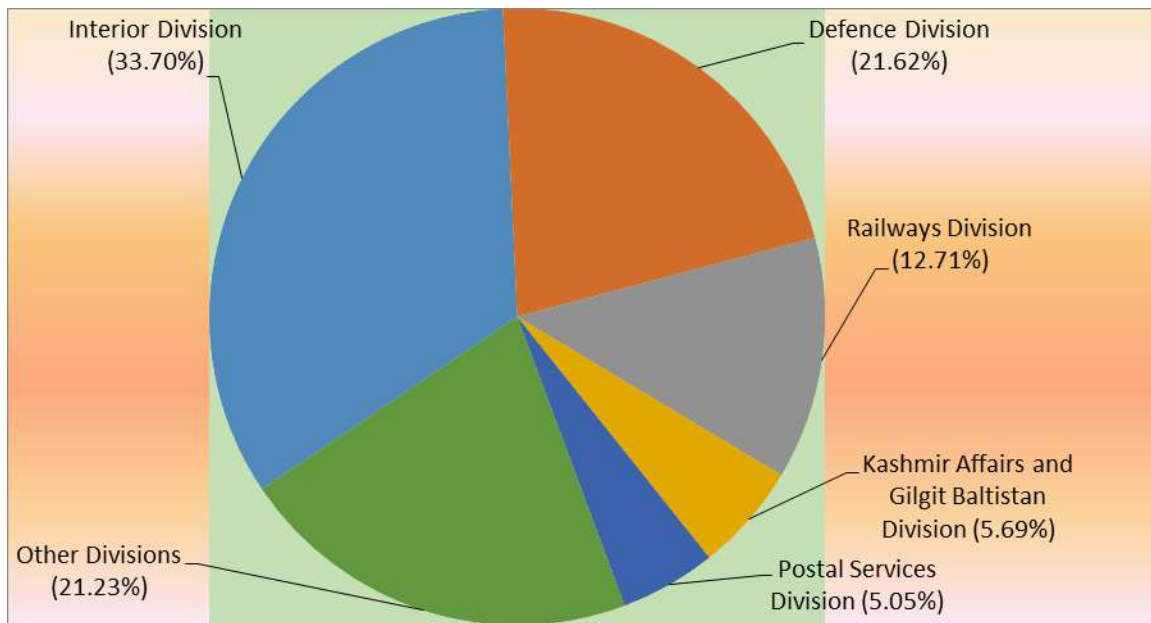
SECTION-B: MANPOWER DISTRIBUTION

13. This section deals with distribution of manpower in different divisions, showing basic scale wise distribution of employees working in main secretariat and attached departments / subordinate offices.

I. Manpower Distribution in Divisions

14. Amongst the divisions of the Federal Government, Interior Division is the largest administrative unit due to Civil Armed Forces (CAF) which comes out to be 33.70% (195,868) of the actual working strength (581,240). The second largest unit is the Defence Division with 21.62%, while Railways, Kashmir Affairs & Gilgit Baltistan and Postal Services Division with 12.71%, 5.69% and 5.05% rank third, fourth and fifth respectively as compared to other divisions having a share of 21.23%. Figure-5 describes the overall manpower distribution in different divisions.

Figure-5: Manpower Distribution in Divisions.

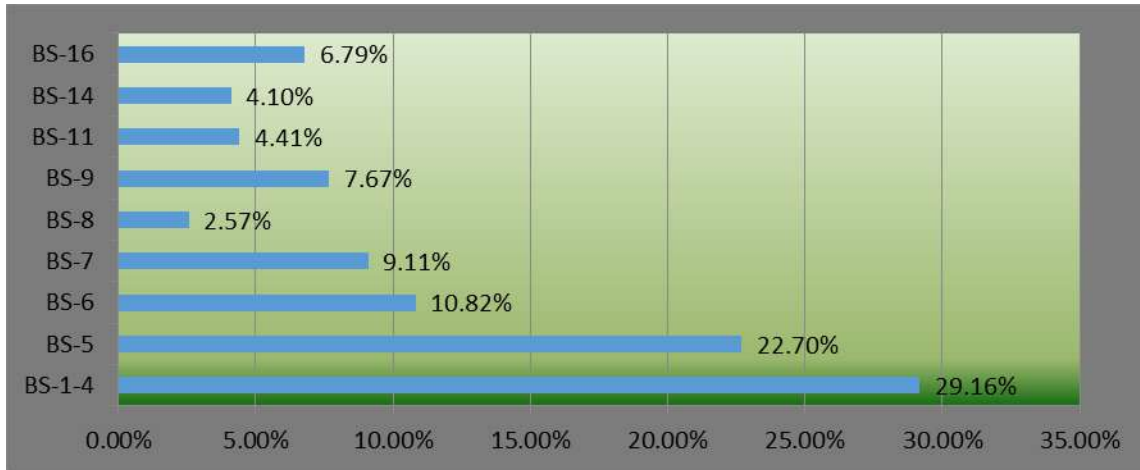


II. Basic Scale Wise Distribution of Employees

15. Basic scale (BS) wise analysis shows that BS 1-4 has largest share of 29.16% among total 552,303 working employees in BS 1-16 in the Federal Government. The second position goes to the employees working in BS-5 with 22.70%, the third, fourth and fifth positions are occupied by BS-6 with 10.82%, BS-7 with 9.11% and BS-9 with 7.67% respectively. However, BS-16 with 6.79%, BS-11 with 4.41%, BS-14 with

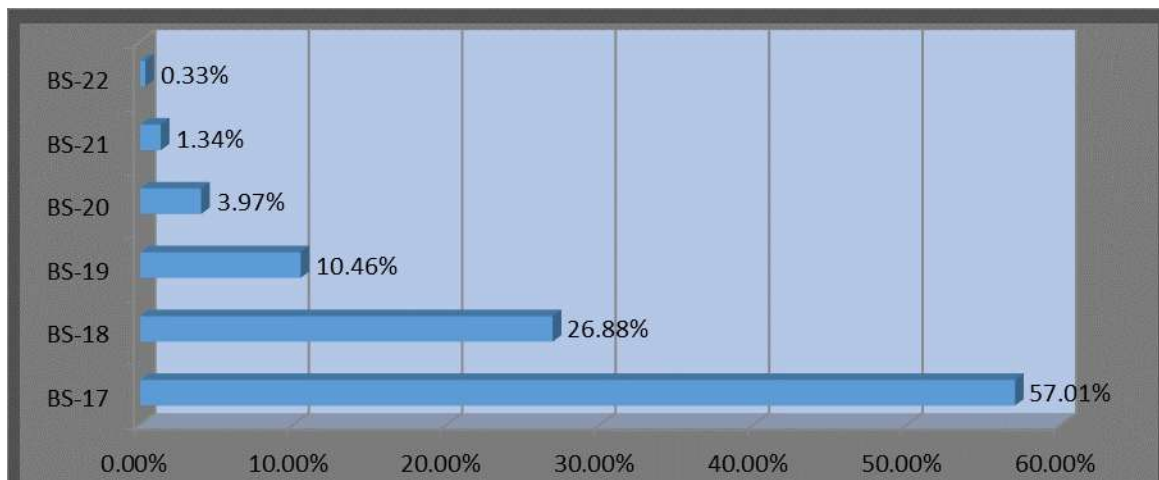
4.10% and BS-8 with 2.57% get sixth, seventh, eighth and ninth positions respectively. Remaining scales BS-15, BS-13, BS-12 and BS-10 are at the lowest positions with less than 1% share of the employees of BS 1 to 16. Figure- 6 reflects actual percentage of staff strength in different pay scales from BS 1-16.

Figure-6: Basic Scale Wise Percent Share of Employees from BS 1 to 16.



16. In the actual strength of 28,937 officers working in BS 17-22 the percentage share of BS-17, BS-18, BS-19, BS-20, BS-21 and BS-22 comes to 57.01%, 26.88%, 10.46%, 3.97%, 1.34% and 0.33%. Figure-7 shows actual share position in BS 17-22.

Figure-7: Basic Scale Wise Percent Share of Employees from BS 17 to 22.

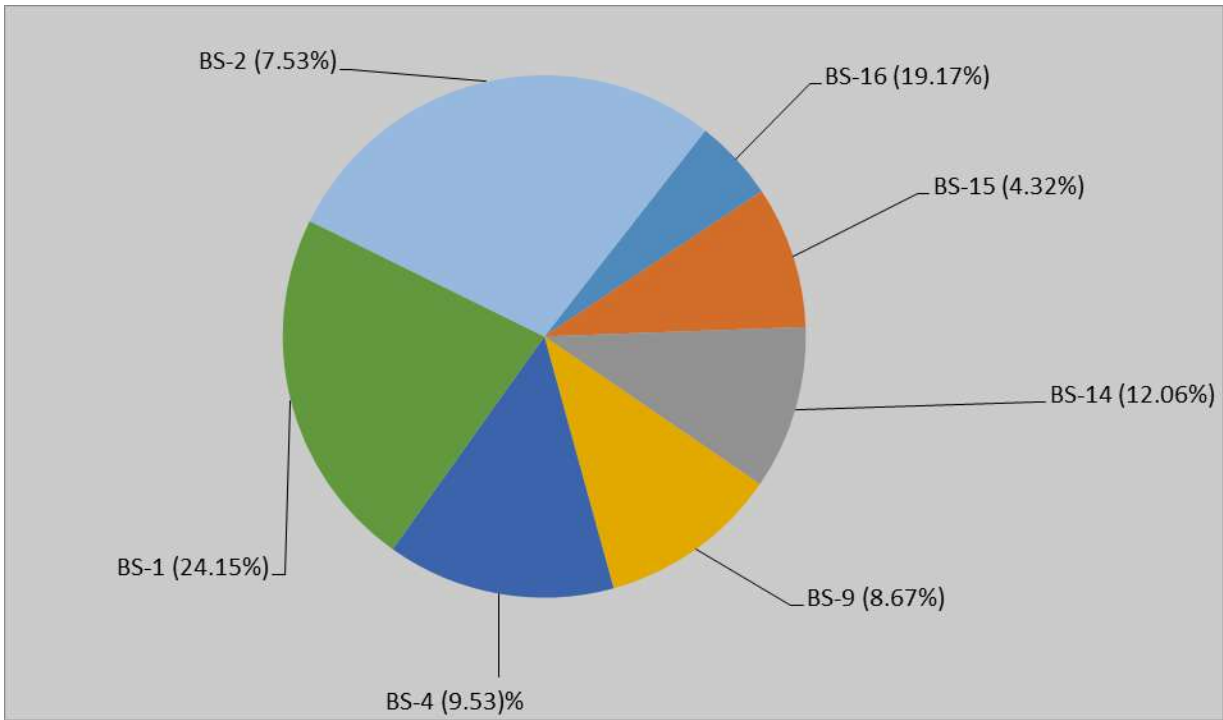


III. Basic Scale Wise Distribution of Employees Working in Main Secretariat

17. The analysis of employees in BS 1-16 working in Main Federal Secretariat shows that BS-1 has 24.15% share in actual strength of 17,110 BS-16 has 19.17%, BS-14 has 12.06%, BS-4 has 9.53%, BS-9 has 8.67%, BS-2 has 7.53% and BS-15 has

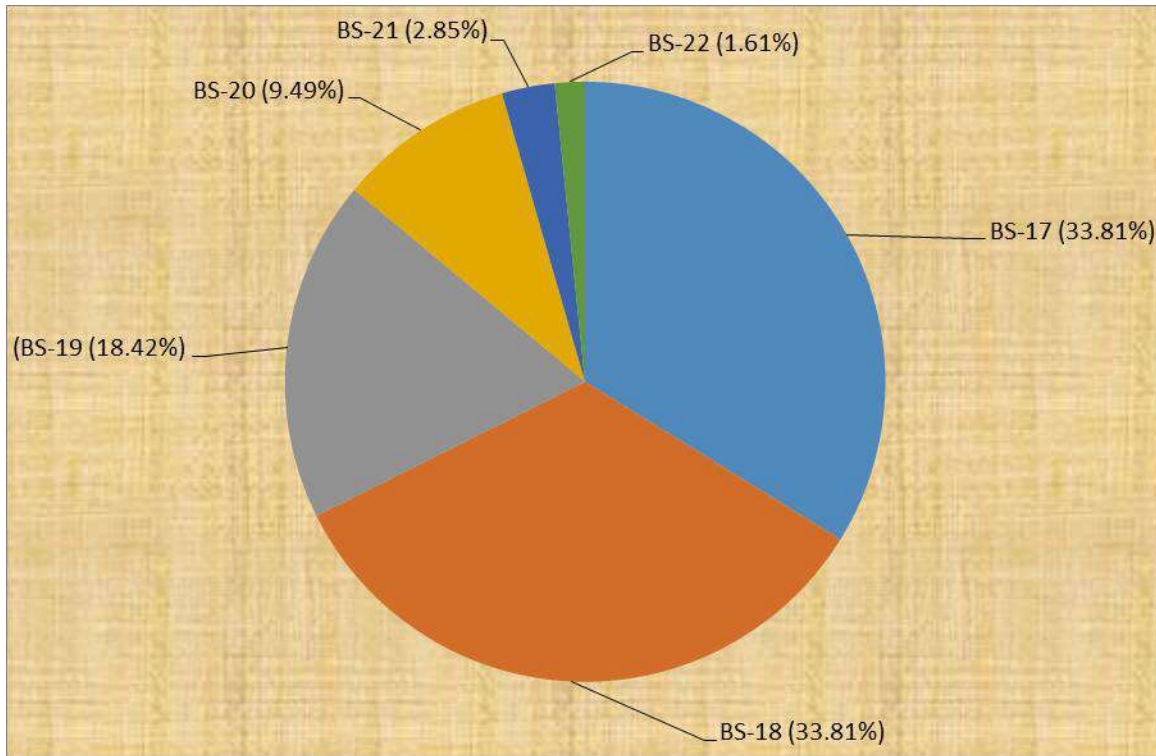
4.32% share while other scales have near to less than 4% percent share. Figure-8 reveals percent distribution of these employees.

Figure-8: Employees Working in Main Secretariat in BS 1-16.



18. In respect of the actual strength of 4,034 officers working in BS 17-22, share of BS-18 & BS-17 is same i.e. 33.81% while share of each, BS-19, BS-20, BS-21 and BS-22 is 18.42%, 9.49%, 2.85% and 1.61% respectively. Figure-9 shows actual position of employees working in Main Secretariat in BS 17-22.

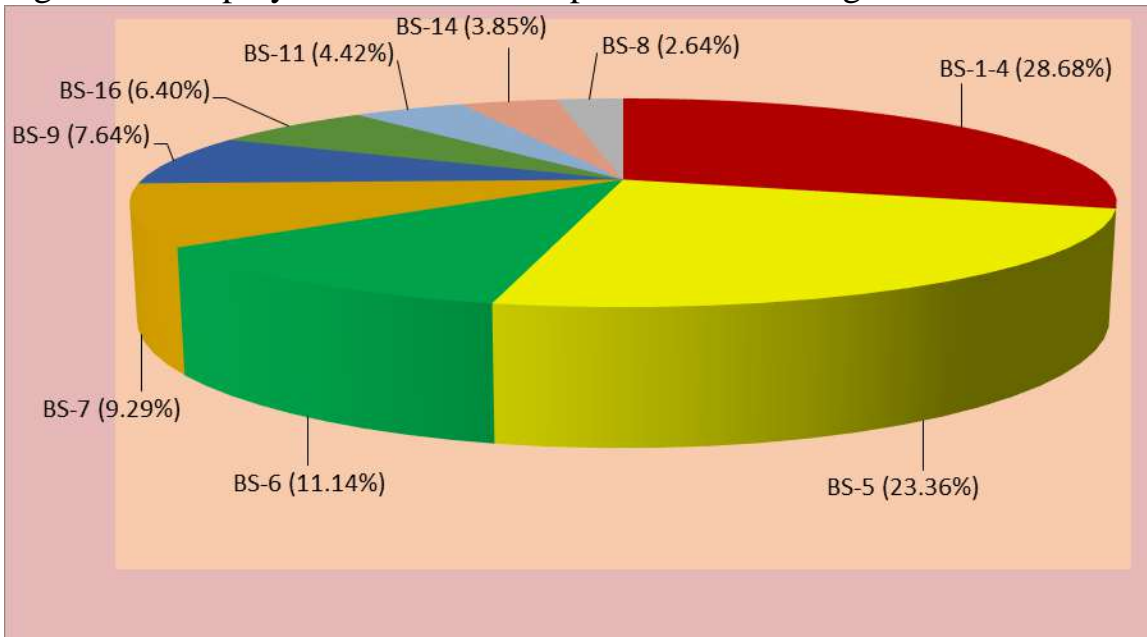
Figure-9: Employees Working in Main Secretariat in BS 17-22.



IV. Basic Scales Wise Distribution of Employees Working in Attached Departments and Subordinate Offices

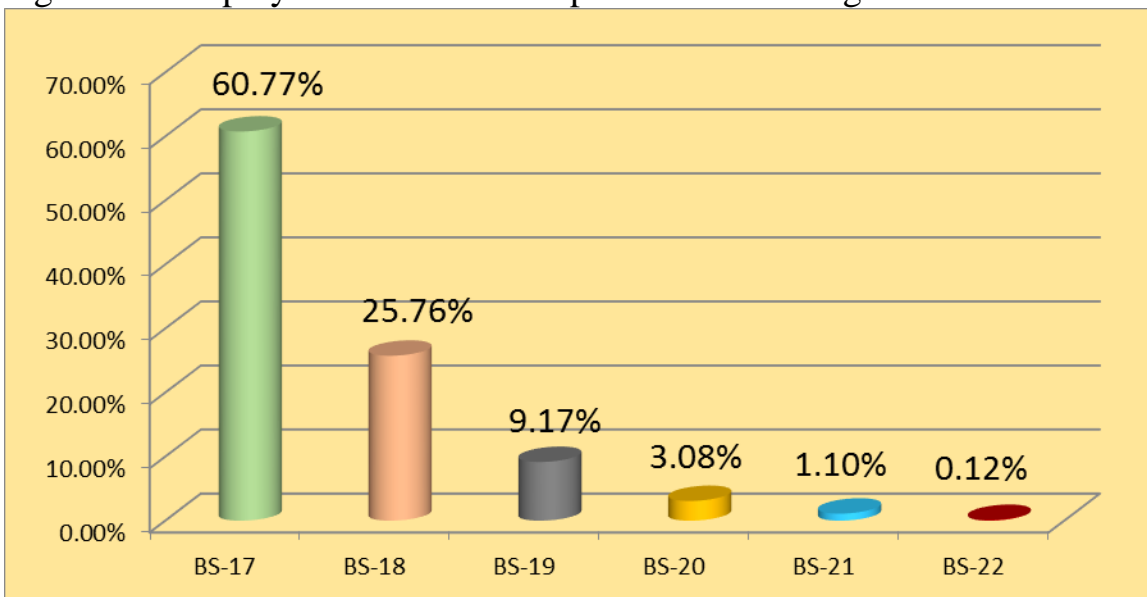
19. Basic scale (BS) wise analysis of employees working in attached departments and subordinate offices shows that BS 1-4 is at first position with 28.68% share in the total strength of 535,193 employees in BS 1-16. The employees of BS-5 have 23.36% share, BS-6 have 11.14%, BS-7 have 9.29%, BS-9 have 7.64%, BS-16 have 6.40%, BS-11 have 4.42%, BS-14 have 3.85% and BS-8 have 2.64% share while other scales have less than 1% share individually in the employees under discussion. Figure-10 reveals distribution trend of these employees in attached departments and subordinate offices working under Federal Government.

Figure-10: Employees in Attached Departments Working in BS 1-16.



20. As regards the actual strength of 24,903 officers in BS 17-22, BS-17, BS-18, BS-19, BS-20, BS-21 and BS-22 have 60.77%, 25.76%, 9.17%, 3.08%, 1.10% and 0.12% share working in attached departments and subordinate offices. Figure-11 reveals this trend.

Figure-11: Employees in Attached Departments Working in BS 17-22.



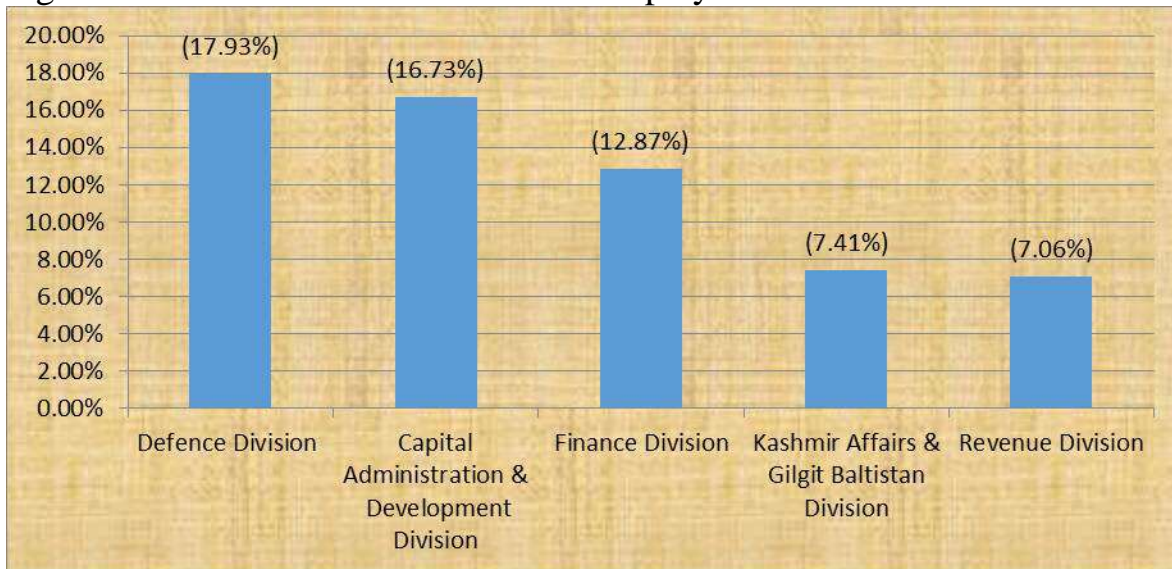
SECTION-C: OFFICE STATUS WISE DISTRIBUTION OF EMPLOYEES

21. This section presents office-wise and scale-wise position and analysis of employees in various divisions, main secretariat and attached departments.

I. Overall Position of Employees in Divisions

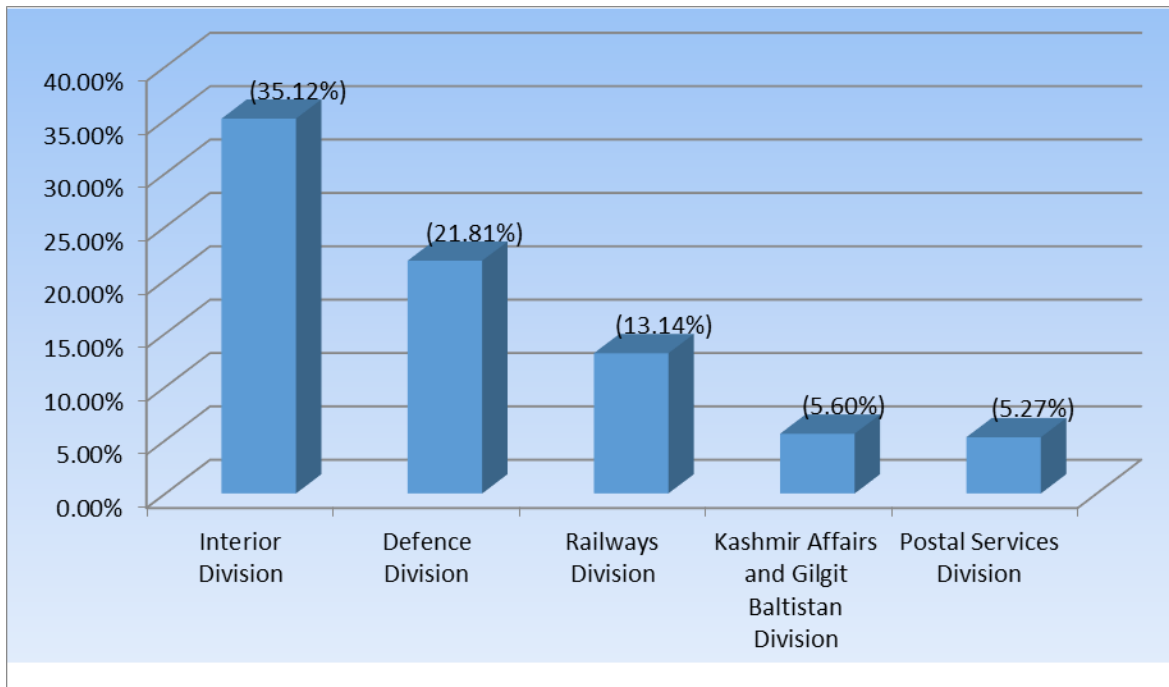
22. Out of total actual working strength of 581,240 employees in BS 1 to 22, only 28,937 posts are occupied by the BS 17-22. Out of which, 17.93% officers belong to Defence Division and are ranked first follow by Capital Administration & Development Division with 16.73%, Finance Division with 12.87%, Kashmir Affairs & Gilgit Baltistan Division, Revenue Division with 7.41% and 7.06% share respectively. Figure-12 reflects office wise status and distribution of employees.

Figure-12: Office Wise Distribution of Employees in BS 17-22.



23. Moreover, out of the actual strength 552,303 employees working in BS 1-16, Interior Division ranked first with 35.12% share due to Civil Armed Forces (CAF), followed by Defence Division with 21.81%, while, Railways, Kashmir Affairs & Gilgit Baltistan and Postal Services Divisions ranked third, fourth and fifth with 13.14%, 5.60% and 5.27% shares respectively. The Bar chart at Figure-13 shows these positions.

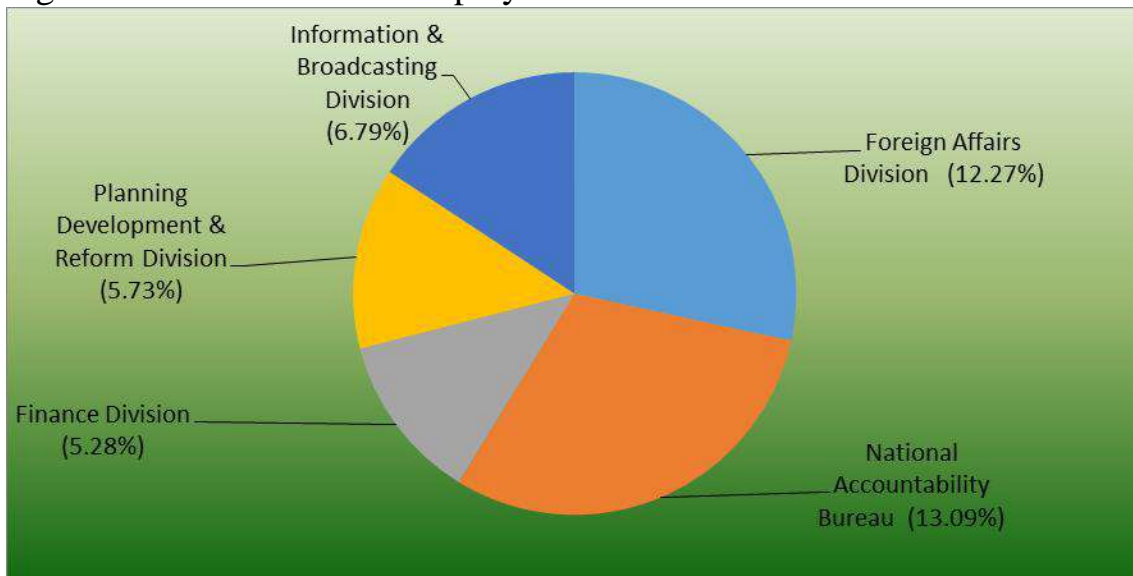
Figure-13: Office Wise Distribution of Employees in BS 1-16.



II. Position of Employees in Main Secretariat

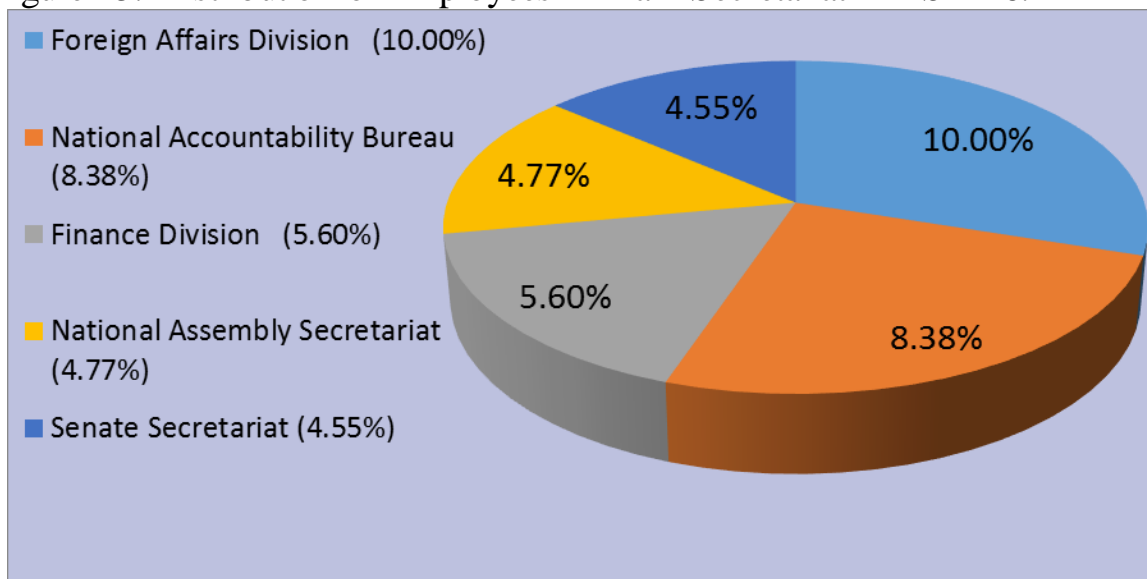
24. There are total 21,144 employees working in main secretariat, out of those 4,034 are in BS 17-22 and 17,110 in BS 1-16. For BS 17-22 out of actual working strength of 4,034 the major part 13.09% is working in National Accountability Bureau. The Foreign Affairs Division ranks 2nd with 12.27% of the actual strength of BS 17-22. Information & Broadcasting Division with 6.79%, Planning Development & Reform Division with 5.73% and Finance Division with 5.28% share stand third, fourth and fifth respectively. The actual position of employees working in main secretariat is depicted in Figure-14.

Figure-14: Distribution of Employees in Main Secretariat in BS 17-22.



25. With regard to 17,110 Federal Government employees in BS 1-16 working in secretariat, maximum employees i.e. 10% are in Foreign Affairs Division, followed by National Accountability Bureau with 8.38%, Finance Division, National Assembly Secretariat and Senate Secretariat with 5.60%, 4.77% and 4.55% share respectively. The pie chart at Figure-15 shows actual employees of BS 1-16 working in main secretariat.

Figure-15: Distribution of Employees in Main Secretariat in BS 1-16.

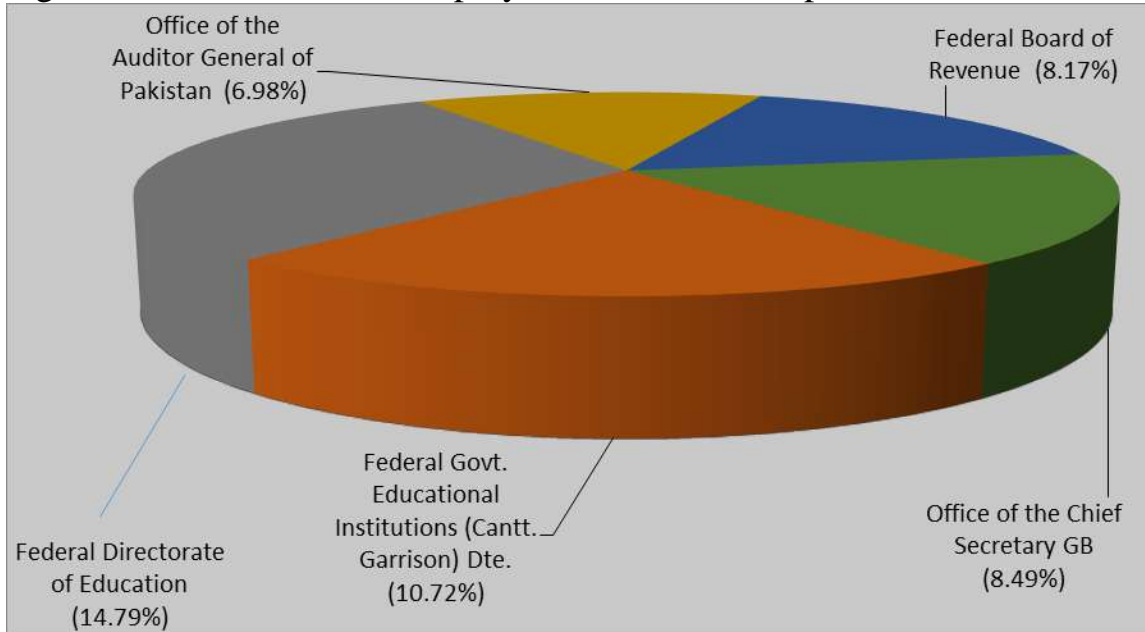


III. Position of Employees in Attached Departments and Subordinate Offices

26. Total 560,096 employees of Federal Government are working in attached departments and subordinate offices other than main secretariat and among these employees 24,903 are working in BS 17-22 while 535,193 are working in BS 1-16. For

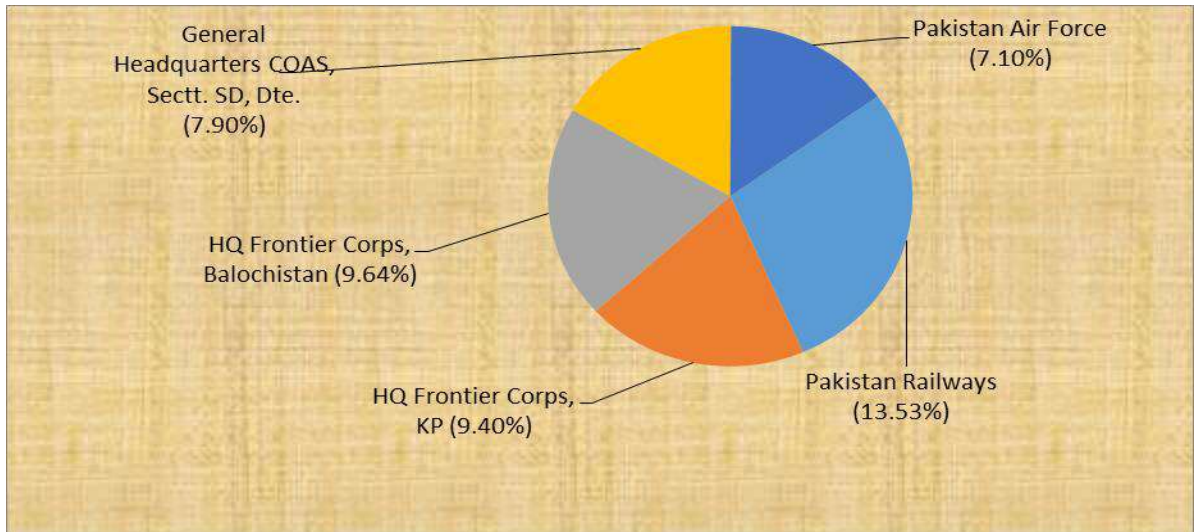
officers working in BS 17-22, the Federal Directorate of Education ranks first with 14.79%, Federal Government Educational Institutions (Cantt/Garrison) Directorate with 10.72% and Office of the Chief Secretary, Gilgit Baltistan with 8.49% secured second & third positions respectively. Federal Board of Revenue and Office of the Auditor General of Pakistan with 8.17% and 6.98% remain fourth and fifth positions respectively. A pie chart at Figure-16 reflects the actual position of these employees.

Figure-16: Distribution of Employees in Attached Departments in BS 17-22.



27. As regards employees in BS 1-16 in attached departments and subordinate offices, out of total 535,193 employees, Pakistan Railways and HQ Frontier Corps Balochistan, rank first and second with 13.53% and 9.64% respectively, whereas third, fourth and fifth ranking go to HQ Frontier Corps Khyber Pakhtunkhwa, General Headquarters and Pakistan Air Force, with 9.40%, 7.90% and 7.10% respectively. Figure-17 shows these shares.

Figure-17: Employees in Attached Departments in BS 1-16.



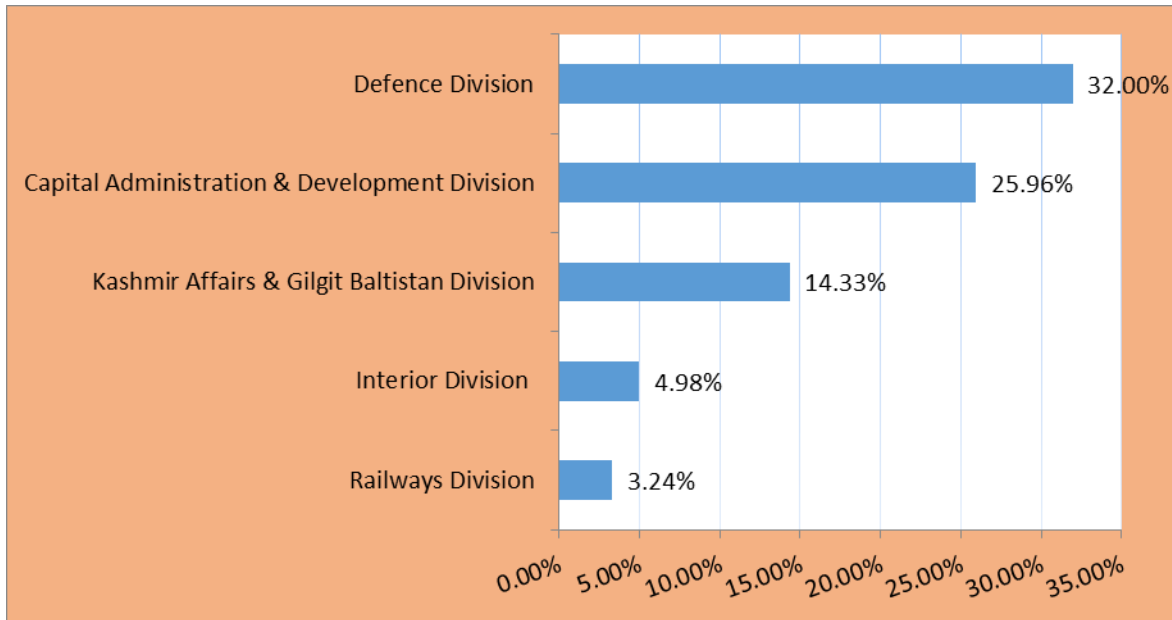
SECTION-D: FEMALE EMPLOYEES IN FEDERAL GOVERNMENT

28. The position of female employees working in Federal Government has been analyzed in this section. Distribution of female employees in different divisions in Federal secretariat, attached departments and subordinate offices has been discussed. The analysis also has been extended up to basic scale wise females working in Federal Government.

I. Distribution of Female Employees in Divisions

29. Total 32,334 female employees are working in Federal Government, out of them 6,369 are in BS 17-22 while 25,965 are working in BS 1-16. The analysis reveals that the Defence Division is the largest administrative unit in terms of female employees, with share of 32% in the total female work force because of sizeable employment in its departments. The second largest unit is the Capital Administration & Development Division with 25.96% of the total female employees, due to large number of female teachers and nurses. Kashmir Affairs & Gilgit Baltistan, Interior and Railways Divisions remain third, fourth and fifth with share of 14.33%, 4.98% and 3.24% respectively out of the total female employees. Bar chart at Figure-18 reflects overall manpower distribution of female employees in the above mentioned five Divisions.

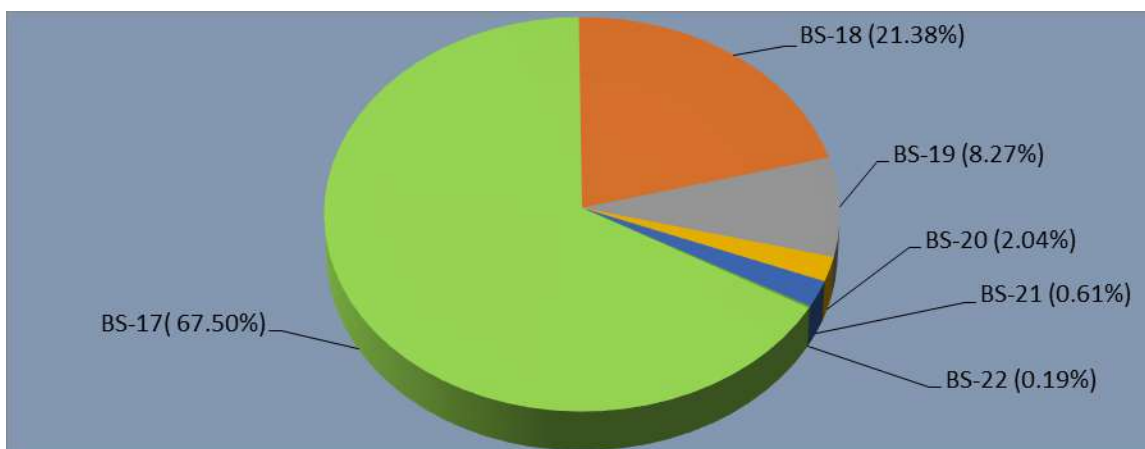
Figure-18: Distribution of Female Employees in Divisions.



II. Basic Scale Wise Distribution of Female Employees

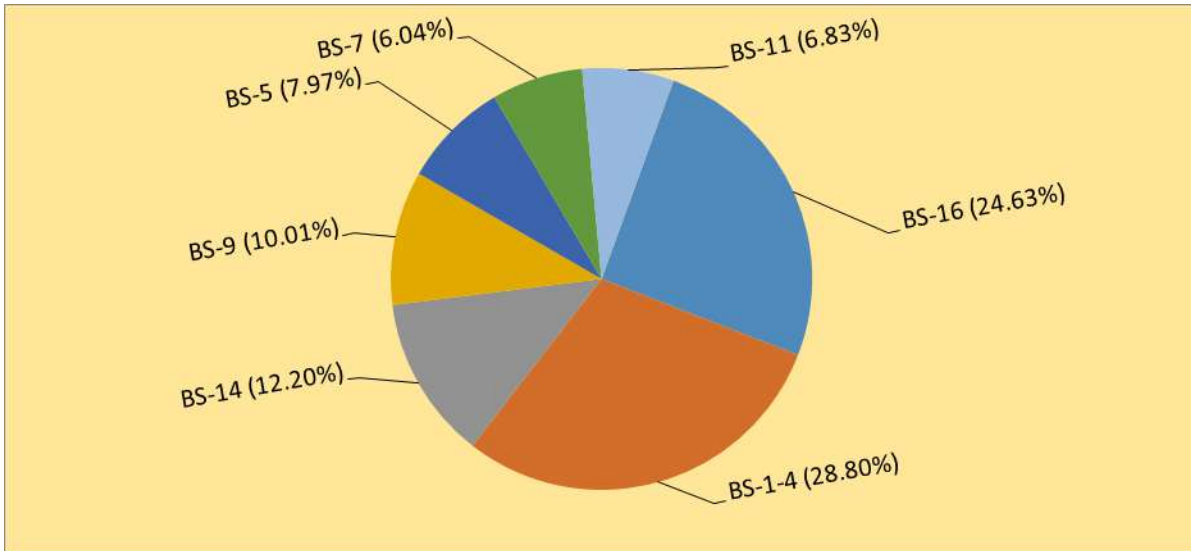
30. Basic scale wise analysis of actual strength of 32,334 female employees shows that share of BS 17-22 is 19.70% and share of BS 1-16 is 80.30%. Out of 6369 female employees in BS 17 to 22, 67.50% are in BS-17, 21.38% in BS-18, 8.27% in BS-19, 2.04% in BS-20, 0.61% in BS-21 and 0.19% in BS-22 working in Federal Government. Figure-19 shows these shares.

Figure-19: Distribution of Female Employees in BS 17-22.



31. Among 25,965 female employees working in BS 1-16, there are 24.63% in BS-16, 12.20% in BS-14, 10.01% in BS-9, 7.97% in BS-5, 6.83% in BS-11, 6.04% in BS-7 and 28.80% are in BS 1-4 while others have minor share. Figure-20 depicts these shares.

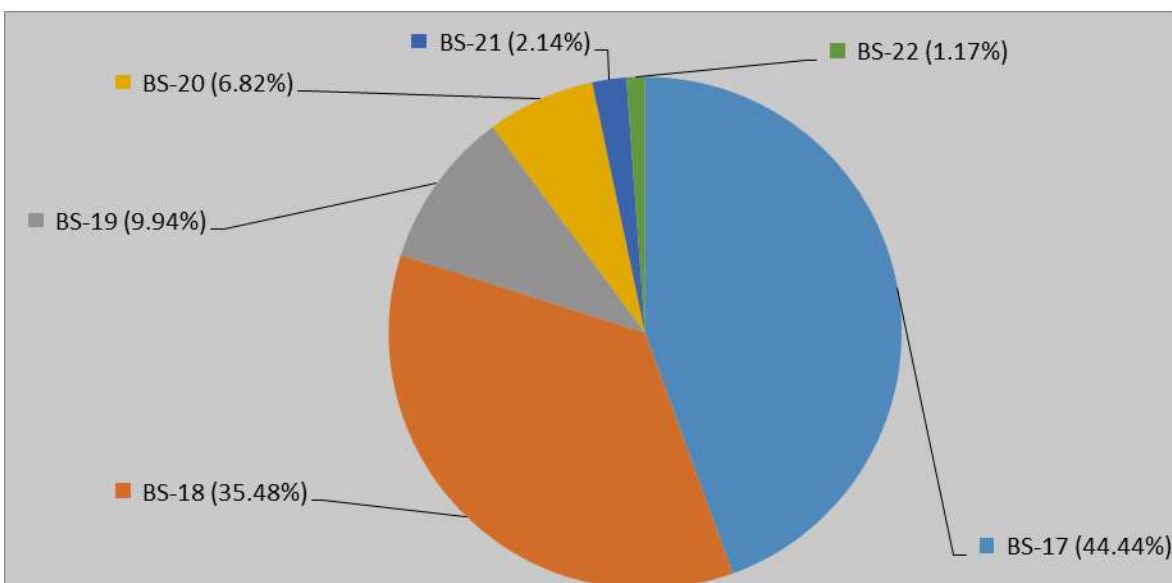
Figure-20: Distribution of Female Employees in BS 1-16.



III. Distribution of Female Employees in Federal Secretariat

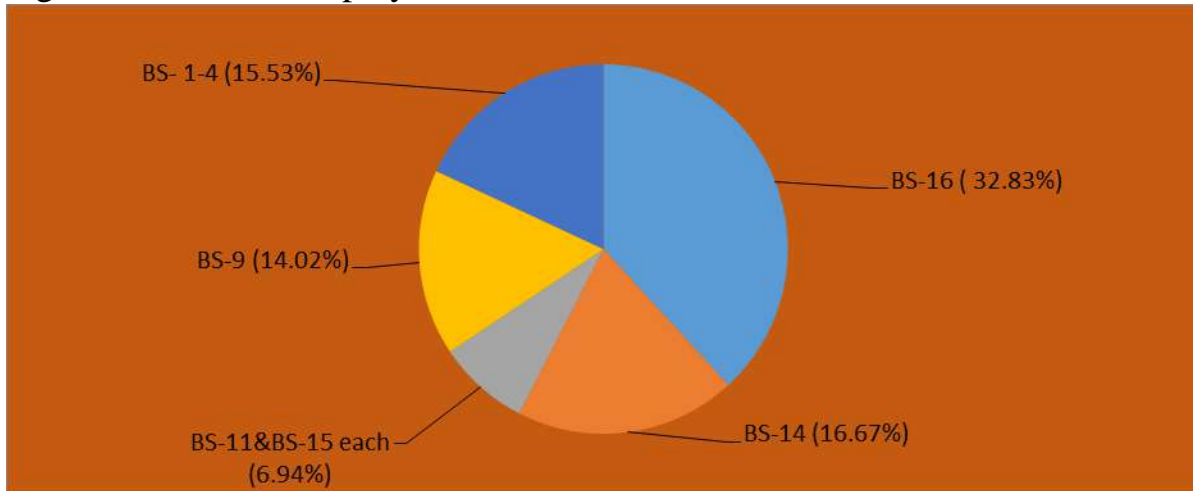
32. In Federal Secretariat total working strength of female employees is 1,305 out of which 39.31% are in BS 17 to 22 while 60.69% are in BS 1 to 16 showing biggest portion is working in BS 1 to 16. Out of total female officers working in Federal Secretariat, 44.44% are in BS-17, 35.48% in BS-18, 9.94% in BS-19, 6.82% in BS-20, 2.14% in BS-21 and 1.17% are working in BS-22. Pie chart in Figure-21 shows these shares for each scale.

Figure-21: Female Employees in Federal Secretariat in BS 17-22.



33. Female employees in BS 1 to 16 working in Federal Secretariat are 792, out of that 32.83% in BS-16, 16.67% in BS-14, 14.02% in BS-9, 6.94% in BS-11&BS-15 each and 15.53% in BS 1 to 4 are working in the Federal Secretariat. The Pie chart shows these shares in Figure-22.

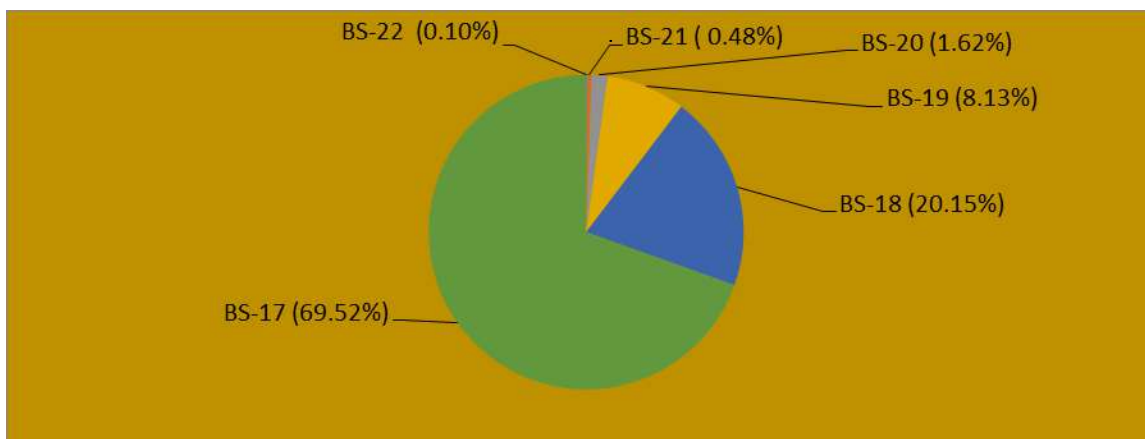
Figure-22: Female Employees in Federal Secretariat in BS 1-16.



IV. Female Employees in Attached Departments

34. Total 31,029 females are working in attached departments and subordinate offices, out of that 5,856 (18.87%) are working in BS 17 to 22. Out of these 5,856 females, 69.52% are in B-17, 20.15% in BS-18, 8.13% in BS-19, 1.62% in BS-20, 0.48% are working in BS-21 and 0.10% in BS-22 respectively. These shares are shown in Figure-23.

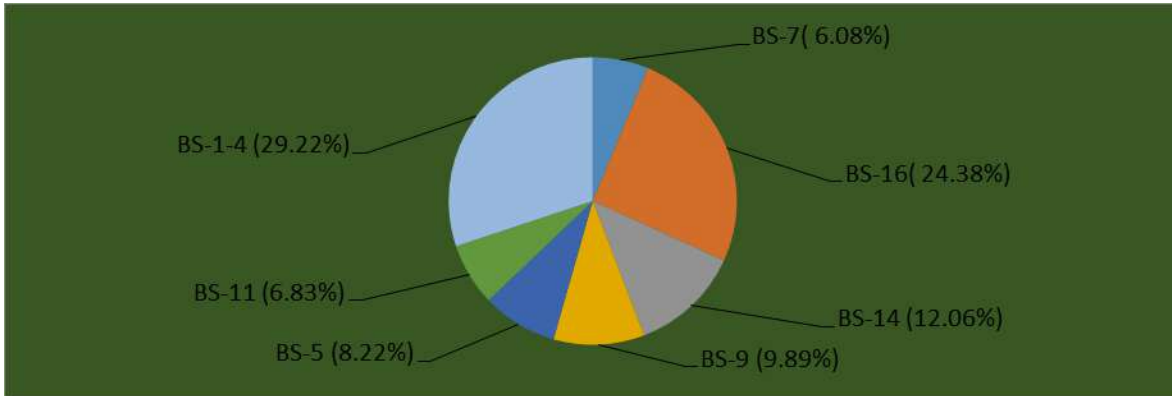
Figure-23: Female Employees in Attached Departments in BS 17-22.



35. Out of 25,173 females in BS 1 to 16 working in attached departments and subordinate offices, there are 24.38% in BS-16, 12.06% in BS-14, 9.89% in BS-9,

8.22% in BS-5, 6.83% in BS-11, 6.08% in BS-7 and 29.22% are in BS 1 to 4, while other scales have minor share individually. Figure-24 shows these shares of female employees.

Figure-24: Female Employees in Attached Departments in BS 1-16.



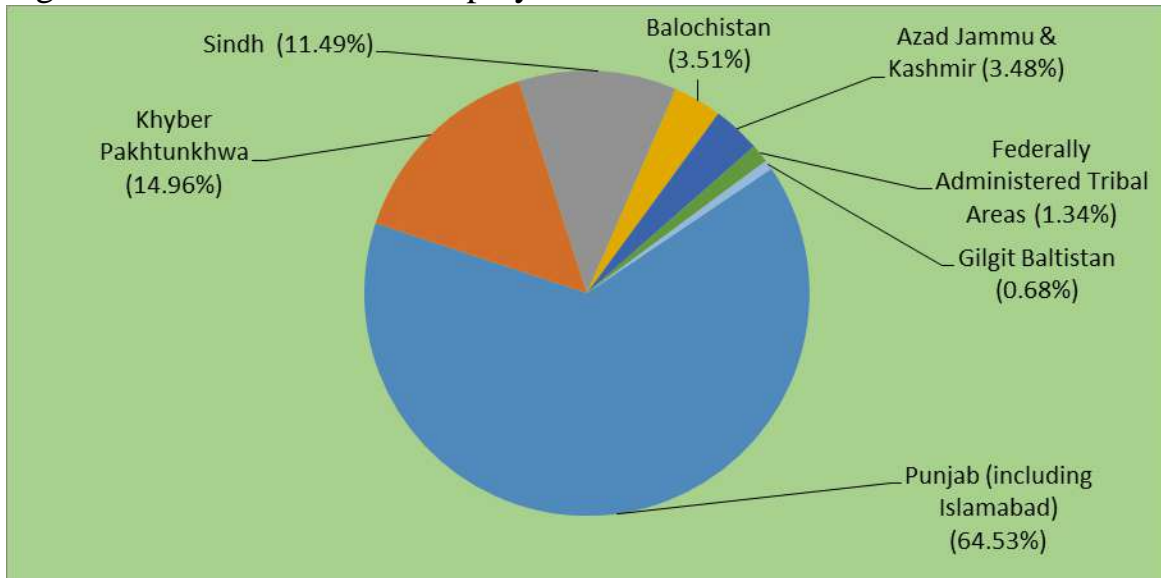
SECTION-E: DOMICILE WISE ANALYSIS

36. This section provides domicile wise analysis of total as well as female Federal Government employees working in main secretariat, attached departments and subordinate offices.

I. Domicile Wise Federal Government Employees in Main Secretariat

37. Among 21,144 Federal Government employees working in BS 1-22 in the Federal Secretariat, having Punjab domicile are 64.53% (including 10.41% Islamabad) ranked first while second largest share goes to Khyber Pakhtunkhwa with 14.96%. The third, fourth and fifth positions go to Sindh with 11.49% (6.82% for Sindh Rural and 4.67% Sindh Urban), Balochistan 3.51% Azad Jammu & Kashmir 3.48%, while Federally Administered Tribal Areas with 1.34% and Gilgit Baltistan with 0.68% stand at sixth and seventh positions respectively. Figure-25 indicates domicile wise positions of Federal Government employees in main secretariat.

Figure-25: Domicile Wise Employees in Main Secretariat.

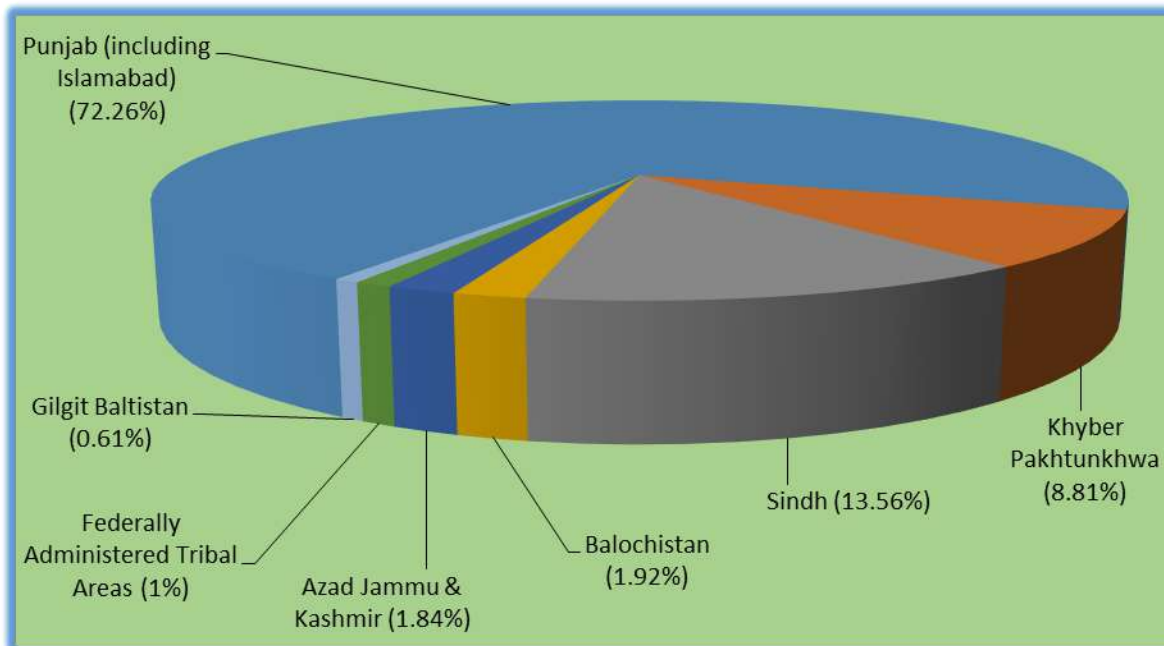


II. Domicile Wise Female Employees in Main Secretariat

38. Among 1305 female employees working in main secretariat, the Punjab province with 72.26% (including 8.35% Islamabad) has largest share while Sindh province has second position with 13.56% (5.36% for Sindh Rural and 8.20% for Sindh Urban), Khyber Pakhtunkhwa with 8.81% stands at third position, Balochistan and Azad Jammu & Kashmir with 1.92% and 1.84% at fourth and fifth, Federally Administered Tribal Areas with 1%, at sixth and Gilgit Baltistan with 0.61% is at the bottom of share.

The actual domicile wise position of female employees in main secretariat is given at Figure-26.

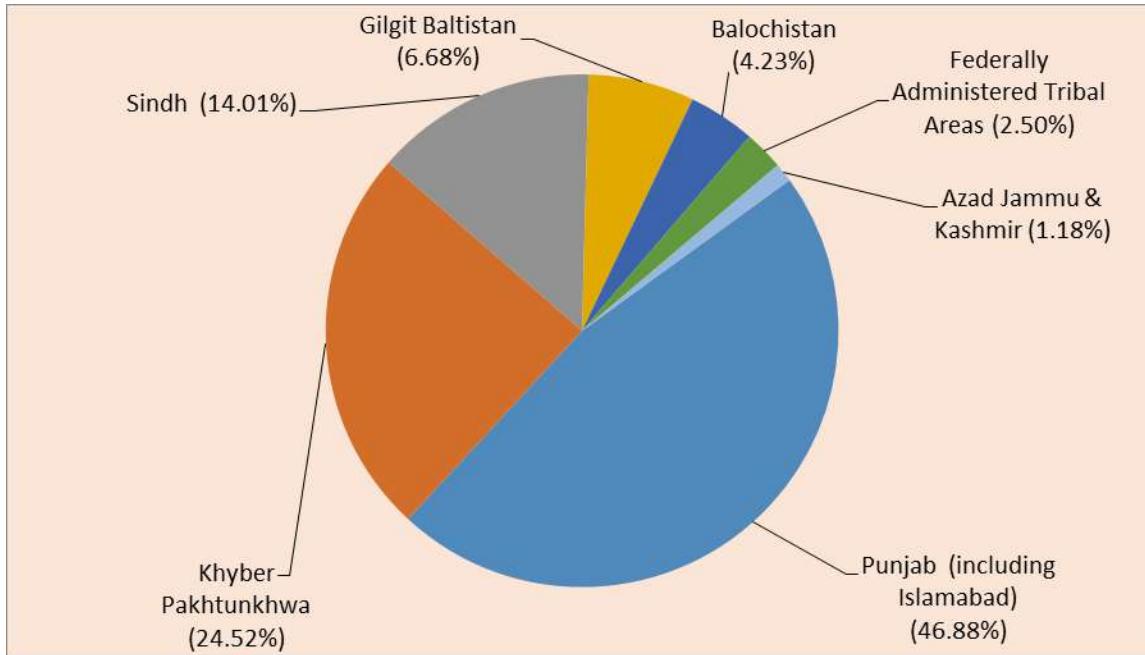
Figure-26: Domicile Wise Female Employees in Main Secretariat



III Domicile Wise Employees Working in Attached Departments

39. Among 560,096 Federal Government employees working in attached departments and subordinate offices, Punjab with 46.88% (including 1.92% Islamabad), Khyber Pakhtunkhwa with 24.52%, Sindh with 14.01%, Gilgit Baltistan with 6.68%, Balochistan with 4.23%, Federally Administered Tribal Areas with 2.50% and Azad Jammu & Kashmir with 1.18% stand at their respective positions. Domicile wise position of Federal Government employees working in attached departments and subordinate offices is reflected at Figure-27.

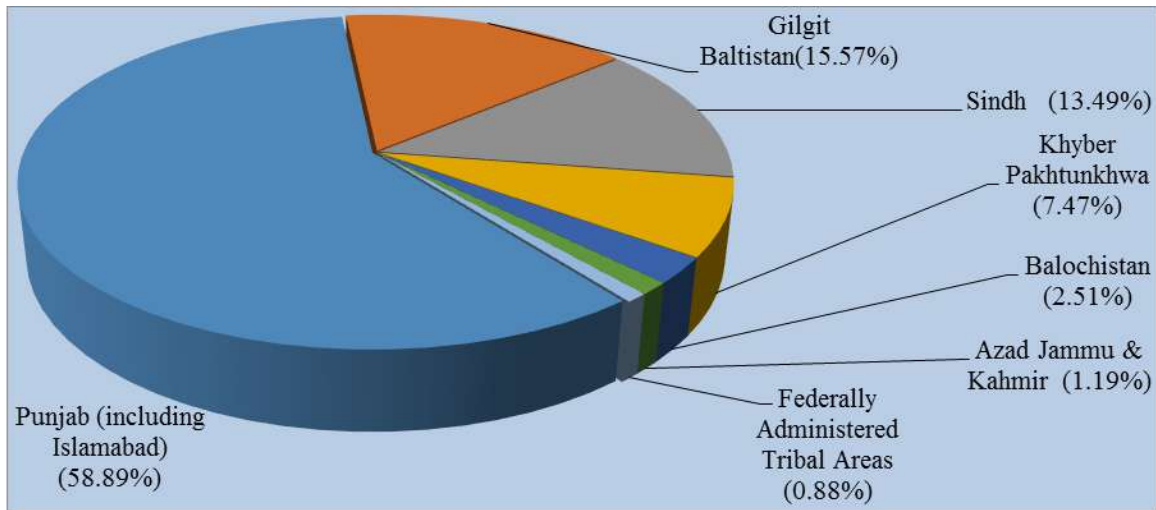
Figure-27: Domicile Wise Employees in Attached Departments.



IV Domicile Wise Female Employees Working in Attached Departments and Subordinate Offices

40. Among 31,029 female employees working in attached departments and subordinate offices, the largest share of 58.89% goes to the Punjab (including 7.32% Islamabad), while Sindh with 13.49%, Gilgit Baltistan with 15.57%, Khyber Pakhtunkhwa with 7.47%, Balochistan 2.51%, Azad Jammu & Kashmir 1.19% and Federally Administered Tribal Areas 0.88% shares respectively. Figure-28 shows domicile wise position of female employees working in attached departments and subordinate offices.

Figure-28: Domicile Wise Female Employees in Attached Departments.



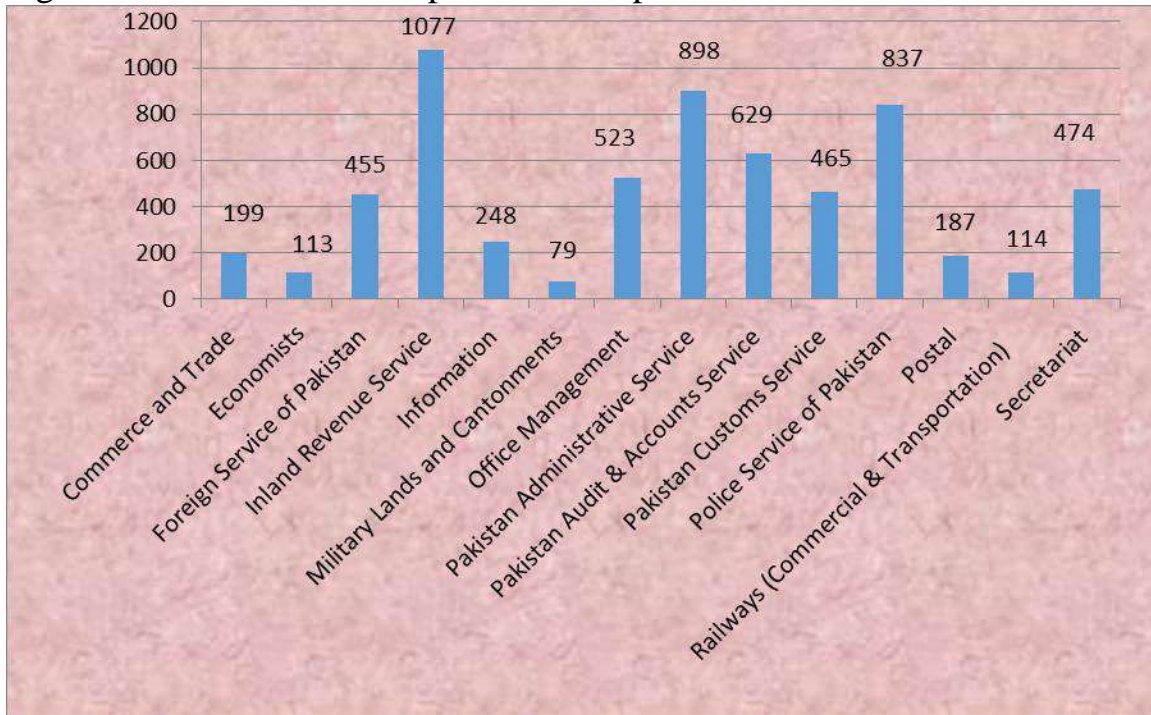
SECTION-F: ANALYSIS OF OCCUPATIONAL GROUPS

41. This section reveals analysis of overall occupational groups and females working in occupational groups.

I. Position of Occupational Groups

42. There are 6,298 employees working in 14 occupational groups in Federal Government of Pakistan. Out of total 28,937 employees in BS 17-22, Inland Revenue Service remained predominant with a strength of 1077 having a share of 17.10% of the total number of employees in occupational groups. This is followed by Pakistan Administrative Service (898) with 14.26%, Police Service of Pakistan (837) with 13.30%, Pakistan Audit & Accounts Service (629) with 9.99%, Office Management (523) with 8.30%, Secretariat (474) with 7.53%, Pakistan Customs Service (465) with 7.38%, Foreign Service of Pakistan (455) with 7.22%, Information (248) with 3.94%, Commerce & Trade (199) with 3.16%, Postal (187) with 2.97%, Railways (Commercial & Transportation) (114) with 1.81%, Economists (113) with 1.79%, Military Lands & Cantonments (79) with 1.25% shares respectively. However, 6298 cadre employees have 21.76% share and ex-cadre employees have 78.24% share in all the employees working in BS 17 to 22. Bar chart in Figure-29 shows the distribution of cadre employees.

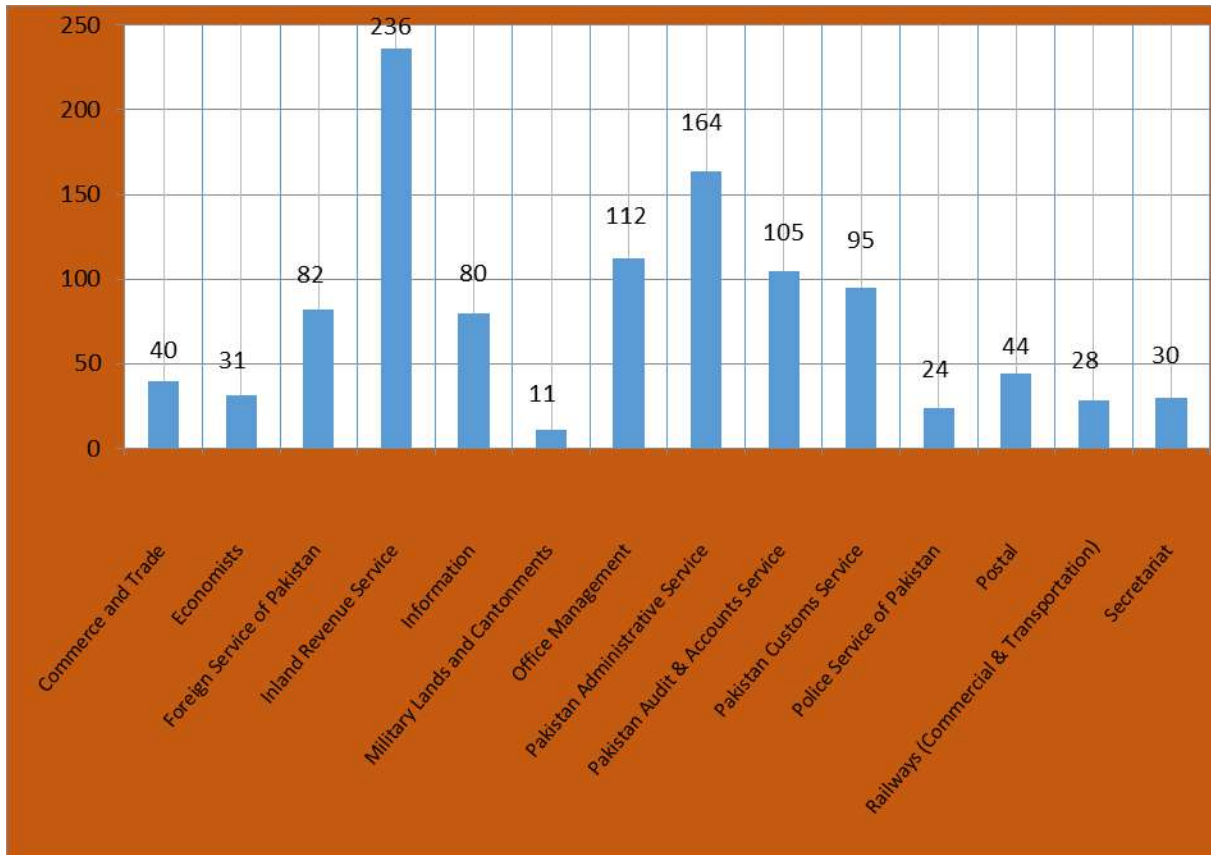
Figure-29: Position of Occupational Groups.



II. Female Officers in Occupational Groups

43. Total 6369 female employees are working in BS 17 to 22 out of whom 1082 are in occupational groups. Out of total females working in groups, Inland Revenue Service remained predominant having (236) with 21.81% female officers working in BS 17-22, this is followed by Pakistan Administrative Service (164) with 15.16%, Office Management (112) with 10.35%, Pakistan Audit & Accounts Service (105) with 9.70%, Pakistan Customs Service (95) with 8.78%, Foreign Service of Pakistan (82) with 7.58%, Information have 80 female officers with 7.39%, Postal (44) with 4.07%, Commerce & Trade (40) with 3.70%, Economists (31) with 2.86%, Secretariat (30) with 2.77%, Railways (Commercial & Transportation) (28) with 2.59%, Police Service of Pakistan (24) with 2.22% and Military Lands & Cantonments (11) with 1.02%. However, 1082 cadre female employees have 16.99% share in total female employees while 6369 ex-cadre female employees are 83.01% of total female employees in BS 17 to 22 in Federal Government of Pakistan. Figure-30 shows the position of female officers in occupational groups.

Figure-30: Female Officers in Occupational Groups.

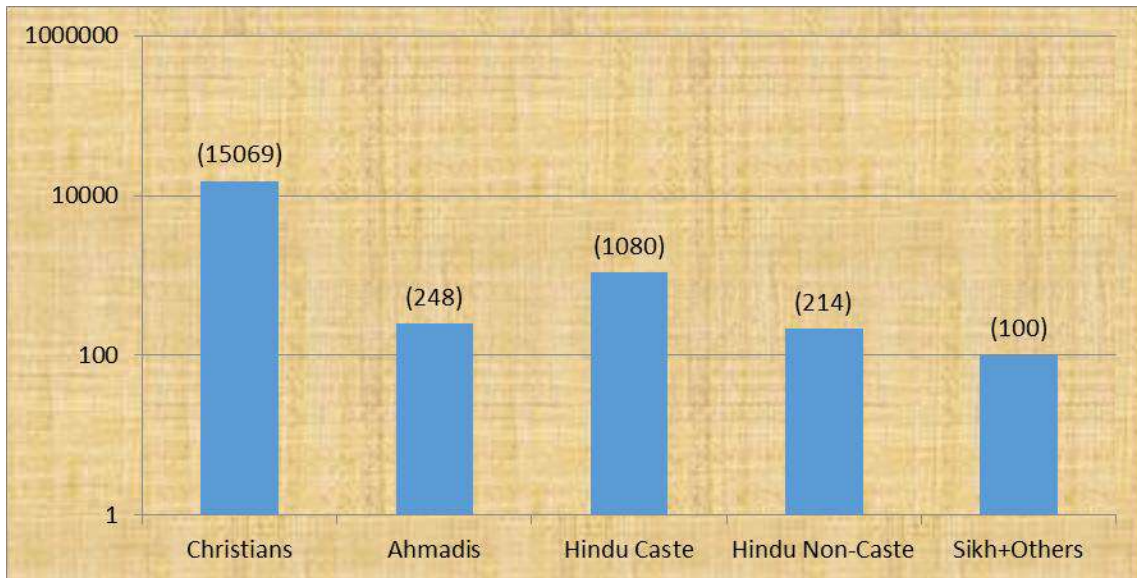


SECTION-G: ANALYSIS OF NON-MUSLIMS AND MANAGEMENT POSITION SCALES

I. Non Muslims

44. Out of total strength of 16,711 Federal Government non-muslim employees, a sizable number of 15069 (90.17%) are Christians, whereas 248 (1.48%) are Qadiyani, 1080 (6.46%) are Hindus (caste), 214 (1.28%) are Hindus (non-caste), 15 (0.09%) are Sikhs and 85 (0.51%) belong to the other non-muslim religions. Bar chart in Figure-31 shows the actual number of non-muslim employees.

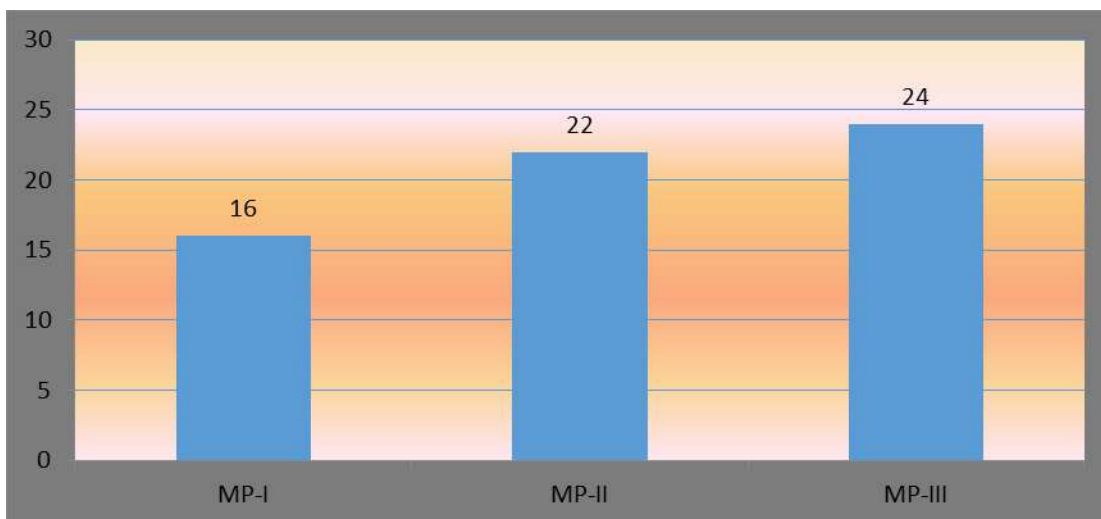
Figure- 31: Actual Number of Non-Muslim Employees.



II. Management Position Scales

45. The data about Management Position (MP) scales reveal that there are total 62 officers working in the Federal Government Offices. Out of 62 officers, 16 are working in MP-I, 22 in MP-II and 24 in MP-III. These numbers are highlighted in Figure -32 as :

Figure- 32: Officers Working in Management Position Scales



STATISTICAL TABLES

TABLE-1
SANCTIONED AND ACTUAL STRENGTH OF EMPLOYEES BY BASIC SCALE AND DOMICILE

BASIC SCALE	SANCTIONED POSTS	ACTUAL POSTS (FILLED IN)	DOMICILE								
			ISLAMABAD	PUNJAB	SINDH (R)	SINDH (U)	KP	BALOCHISTAN	AJ&K	GB	FATA
22	116	96	0	58	8	4	20	4	1	1	0
21	550	389	2	215	26	45	73	15	3	1	9
20	1496	1150	17	677	103	80	159	49	23	18	24
19	4030	3026	72	1645	292	184	461	93	57	135	87
18	10439	7779	128	4094	645	535	1111	322	141	652	151
17	22699	16497	266	9215	1199	1095	2159	599	284	1451	229
Sub-Total	39330	28937	485	15904	2273	1943	3983	1082	509	2258	500
16	47806	37526	646	20717	3075	3468	5159	1291	456	2226	488
15	3992	3418	136	1756	236	340	562	133	63	160	32
14	28370	22657	385	10933	1923	1985	3577	919	353	2316	266
13	3460	3102	8	1882	330	290	360	142	27	32	31
12	6016	4415	250	1886	506	510	585	155	55	440	28
11	27450	24332	507	9154	1564	2382	4484	714	264	4902	361
10	4693	3814	317	1786	254	678	591	41	52	82	13
9	47240	42372	743	20290	4422	2742	7195	1596	696	4295	393
8	16405	14191	115	4876	873	446	6159	315	123	426	858
7	57615	50297	815	21324	3455	2816	14728	1807	763	3074	1515
6	64547	59761	136	20309	2336	1485	28493	1726	186	1075	4015
5	138092	125365	1320	45841	8086	5388	43648	7017	1172	7821	5072
4	28033	23102	484	12323	2063	2058	3688	1520	384	376	206
3	10370	9991	221	5225	798	937	1118	544	208	895	45
2	53634	55439	1305	28353	4453	4056	7964	2492	729	5827	260
1	83604	72521	5060	40706	6197	6580	8192	2948	1287	1372	179
Sub-Total	621327	552303	12448	247361	40571	36161	136503	23360	6818	35319	13762
Total	660657	581240	12933	263265	42844	38104	140486	24442	7327	37577	14262

TABLE-2
ACTUAL STRENGTH OF FEMALE EMPLOYEES BY BASIC SCALE AND DOMICILE

BASIC SCALE	ACTUAL POSTS (FILLED IN)	DOMICILE									
		ISLAMABAD	PUNJAB	SINDH (R)	SINDH (U)	KP	BALO CHISTAN	AJ&K	GB	FATA	
22	12	0	10	1	0	1	0	0	0	0	
21	39	0	24	2	7	2	1	3	0	0	
20	130	5	87	7	16	11	2	2	0	0	
19	527	21	297	37	40	70	16	11	21	14	
18	1362	39	770	76	103	146	44	30	139	15	
17	4299	105	2760	228	285	430	124	83	249	35	
Sub-Total	6369	170	3948	351	451	660	187	129	409	64	
16	6396	225	4113	276	537	549	103	77	481	35	
15	212	30	118	6	21	20	3	1	11	2	
14	3168	39	1584	213	296	331	100	45	545	15	
13	25	1	14	0	8	0	1	0	0	1	
12	271	16	103	18	21	9	2	1	100	1	
11	1774	50	455	68	110	80	44	8	956	3	
10	52	2	21	1	2	3	0	1	22	0	
9	2600	83	998	216	242	148	43	27	823	20	
8	124	5	58	14	27	6	1	4	9	0	
7	1569	113	648	99	109	64	39	16	429	52	
6	226	3	100	25	26	22	3	6	41	0	
5	2069	377	796	84	186	166	54	25	376	5	
4	426	31	157	31	45	10	65	3	47	37	
3	583	29	91	26	30	5	19	2	381	0	
2	2387	209	1343	97	244	165	71	25	202	31	
1	4083	997	2288	165	318	196	69	23	6	21	
Sub-Total	25965	2210	12887	1339	2222	1774	617	264	4429	223	
Total	32334	2380	16835	1690	2673	2434	804	393	4838	287	

TABLE-3
SANCTIONED AND ACTUAL STRENGTH OF EMPLOYEES IN FEDERAL SECRETARIAT
BY BASIC SCALE AND DOMICILE

BASIC SCALE	SANCTIONED POSTS	ACTUAL POSTS (FILLED IN)	DOMICILE								
			ISLAMABAD	PUNJAB	SINDH (R)	SINDH (U)	KP	BALO CHISTAN	AJ&K	GB	FATA
22	76	65	0	36	7	4	13	4	1	0	0
21	164	115	1	71	4	6	25	5	1	0	2
20	518	383	3	227	30	25	60	14	11	2	11
19	1037	743	25	426	59	38	124	29	19	1	22
18	1787	1364	38	766	141	74	197	74	30	10	34
17	1797	1364	44	773	124	92	195	74	28	6	28
Sub-Total	5379	4034	111	2299	365	239	614	200	90	19	97
16	3956	3280	120	1916	305	178	512	101	72	24	52
15	872	739	40	408	54	45	114	34	22	8	14
14	2704	2063	78	1086	242	126	306	121	41	18	45
13	17	16	2	8	1	1	4	0	0	0	0
12	175	139	10	74	16	11	17	6	3	0	2
11	782	679	43	376	51	35	111	29	25	6	3
10	19	15	0	11	2	0	1	0	0	1	0
9	1769	1483	124	798	112	77	231	55	53	11	22
8	67	62	6	36	2	4	10	0	4	0	0
7	676	599	19	326	61	31	104	20	19	6	13
6	135	128	8	59	6	8	33	3	7	3	1
5	401	362	34	216	17	8	54	5	24	2	2
4	1845	1630	85	913	117	93	261	65	69	10	17
3	515	494	52	258	23	16	90	2	44	7	2
2	1472	1288	268	704	15	18	197	4	70	8	4
1	4545	4133	1202	1954	54	97	505	98	193	20	10
Sub-Total	19950	17110	2091	9143	1078	748	2550	543	646	124	187
Total	25329	21144	2202	11442	1443	987	3164	743	736	143	284

TABLE-4
ACTUAL STRENGTH OF FEMALE EMPLOYEES IN FEDERAL SECRETARIAT
BY BASIC SCALE AND DOMICILE

BASIC SCALE	ACTUAL POSTS (FILLED IN)	DOMICILE									
		ISLAMABAD	PUNJAB	SINDH (R)	SINDH (U)	KP	BALUCHISTAN	AJ&K	GB	FATA	
22	6	0	5	1	0	0	0	0	0	0	0
21	11	0	10	0	0	0	0	1	0	0	0
20	35	1	24	3	4	3	0	0	0	0	0
19	51	2	30	1	6	9	1	1	0	1	1
18	182	7	117	13	14	19	8	2	0	2	2
17	228	10	148	12	21	23	4	6	0	4	4
Sub-Total	513	20	334	30	45	54	13	10	0	7	7
16	260	17	177	15	24	19	2	1	2	3	3
15	55	8	33	2	3	7	1	0	1	0	0
14	132	12	78	8	15	11	6	0	1	1	1
13	0	0	0	0	0	0	0	0	0	0	0
12	10	0	7	2	0	1	0	0	0	0	0
11	55	7	35	5	3	2	1	2	0	0	0
10	2	0	0	1	0	0	0	0	1	0	0
9	111	13	63	2	13	11	2	4	2	1	1
8	5	0	3	1	0	1	0	0	0	0	0
7	39	1	28	3	3	2	0	1	0	1	1
6	0	0	0	0	0	0	0	0	0	0	0
5	0	0	0	0	0	0	0	0	0	0	0
4	4	0	0	1	0	3	0	0	0	0	0
3	5	1	3	0	0	1	0	0	0	0	0
2	18	3	14	0	0	0	0	1	0	0	0
1	96	27	59	0	1	3	0	5	1	0	0
Sub-Total	792	89	500	40	62	61	12	14	8	6	6
Total	1305	109	834	70	107	115	25	24	8	13	13

TABLE-5

SANCTIONED AND ACTUAL STRENGTH OF EMPLOYEES IN ATTACHED DEPARTMENTS / SUBORDINATE OFFICES BY BASIC SCALE AND DOMICILE

BASIC SCALE	SANCTIONED POSTS	ACTUAL POSTS (FILLED IN)	DOMICILE								
			ISLAMABAD	PUNJAB	SINDH (R)	SINDH (U)	KP	BALUCHISTAN	AJ&K	GB	FATA
22	40	31	0	22	1	0	7	0	0	1	0
21	386	274	1	144	22	39	48	10	2	1	7
20	978	767	14	450	73	55	99	35	12	16	13
19	2993	2283	47	1219	233	146	337	64	38	134	65
18	8652	6415	90	3328	504	461	914	248	111	642	117
17	20902	15133	222	8442	1075	1003	1964	525	256	1445	201
Sub-Total	33951	24903	374	13605	1908	1704	3369	882	419	2239	403
16	43850	34246	526	18801	2770	3290	4647	1190	384	2202	436
15	3120	2679	96	1348	182	295	448	99	41	152	18
14	25666	20594	307	9847	1681	1859	3271	798	312	2298	221
13	3443	3086	6	1874	329	289	356	142	27	32	31
12	5841	4276	240	1812	490	499	568	149	52	440	26
11	26668	23653	464	8778	1513	2347	4373	685	239	4896	358
10	4674	3799	317	1775	252	678	590	41	52	81	13
9	45471	40889	619	19492	4310	2665	6964	1541	643	4284	371
8	16338	14129	109	4840	871	442	6149	315	119	426	858
7	56939	49698	796	20998	3394	2785	14624	1787	744	3068	1502
6	64412	59633	128	20250	2330	1477	28460	1723	179	1072	4014
5	137691	125003	1286	45625	8069	5380	43594	7012	1148	7819	5070
4	26188	21472	399	11410	1946	1965	3427	1455	315	366	189
3	9855	9497	169	4967	775	921	1028	542	164	888	43
2	52162	54151	1037	27649	4438	4038	7767	2488	659	5819	256
1	79059	68388	3858	38752	6143	6483	7687	2850	1094	1352	169
Sub-Total	601377	535193	10357	238218	39493	35413	133953	22817	6172	35195	13575
Total	635328	560096	10731	251823	41401	37117	137322	23699	6591	37434	13978

TABLE-6

ACTUAL STRENGTH OF FEMALE EMPLOYEES IN ATTACHED DEPARTMENTS / SUBORDINATE OFFICES BY BASIC SCALE AND DOMICILE

BASIC SCALE	ACTUAL POSTS (FILLED IN)	DOMICILE								
		ISLAMABAD	PUNJAB	SINDH (R)	SINDH (U)	KP	BALOCHISTAN	AJ&K	GB	FATA
22	6	0	5	0	0	1	0	0	0	0
21	28	0	14	2	7	2	1	2	0	0
20	95	4	63	4	12	8	2	2	0	0
19	476	19	267	36	34	61	15	10	21	13
18	1180	32	653	63	89	127	36	28	139	13
17	4071	95	2612	216	264	407	120	77	249	31
Sub-Total	5856	150	3614	321	406	606	174	119	409	57
16	6136	208	3936	261	513	530	101	76	479	32
15	157	22	85	4	18	13	2	1	10	2
14	3036	27	1506	205	281	320	94	45	544	14
13	25	1	14	0	8	0	1	0	0	1
12	261	16	96	16	21	8	2	1	100	1
11	1719	43	420	63	107	78	43	6	956	3
10	50	2	21	0	2	3	0	1	21	0
9	2489	70	935	214	229	137	41	23	821	19
8	119	5	55	13	27	5	1	4	9	0
7	1530	112	620	96	106	62	39	15	429	51
6	226	3	100	25	26	22	3	6	41	0
5	2069	377	796	84	186	166	54	25	376	5
4	422	31	157	30	45	7	65	3	47	37
3	578	28	88	26	30	4	19	2	381	0
2	2369	206	1329	97	244	165	71	24	202	31
1	3987	970	2229	165	317	193	69	18	5	21
Sub-Total	25173	2121	12387	1299	2160	1713	605	250	4421	217
Total	31029	2271	16001	1620	2566	2319	779	369	4830	274

TABLE-7
EMPLOYEES BY BASIC SCALE AND OCCUPATIONAL / FUNCTIONAL GROUP

S.No.	OCCUPATIONAL / FUNCTIONAL GROUP	BASIC SCALE						
		17	18	19	20	21	22	Total
1	Commerce and Trade	22	105	40	24	7	1	199
2	Economists	30	38	32	5	8	0	113
3	Foreign Service of Pakistan	83	152	105	85	23	7	455
4	Inland Revenue Service	330	300	255	159	30	3	1077
5	Information	99	85	41	19	4	0	248
6	Military Lands and Cantonments	34	16	18	8	2	1	79
7	Office Management	287	236	0	0	0	0	523
8	Pakistan Administrative Service	240	278	115	159	80	26	898
9	Pakistan Audit & Accounts Service	96	236	144	129	20	4	629
10	Pakistan Customs Service	85	137	161	63	17	2	465
11	Police Service of Pakistan	138	340	187	128	35	9	837
12	Postal	96	37	31	15	7	1	187
13	Railways (Commercial & Transportation)	47	37	18	9	2	1	114
14	Secretariat	0	0	330	100	28	16	474
	Total	1587	1997	1477	903	263	71	6298

TABLE-8
EMPLOYEES BY OCCUPATIONAL / FUNCTIONAL GROUP AND PROVINCE OF DOMICILE

S.No.	OCCUPATIONAL / FUNCTIONAL GROUP	PROVINCE OF DOMICILE									
		ISLAMABAD	PUNJAB	SINDH (R)	SINDH (U)	KP	BALUCHISTAN	AJ&K	GB	FATA	TOTAL
		1	Commerce and Trade	0	118	22	15	27	8	3	0
2	Economists	20	59	5	1	23	2	3	0	0	113
3	Foreign Service of Pakistan	5	248	48	41	57	23	11	5	17	455
4	Inland Revenue Service	19	565	130	114	139	47	15	0	48	1077
5	Information	0	145	22	19	35	11	3	0	13	248
6	Military Lands and Cantonments	0	53	6	1	11	3	2	0	3	79
7	Office Management	23	293	47	21	76	29	20	1	13	523
8	Pakistan Administrative Service	13	487	92	81	120	51	20	3	31	898
9	Pakistan Audit & Accounts Service	1	359	62	57	83	29	12	3	23	629
10	Pakistan Customs Service	5	256	50	39	60	26	7	0	22	465
11	Police Service of Pakistan	0	423	89	84	142	68	9	4	18	837
12	Postal	7	82	18	22	35	11	6	1	5	187
13	Railways (Commercial & Transportation)	0	61	14	10	14	7	2	0	6	114
14	Secretariat	38	264	36	18	76	15	13	1	13	474
	Total	131	3413	641	523	898	330	126	18	218	6298

TABLE-9**FEMALE EMPLOYEES BY BASIC SCALE AND OCCUPATIONAL / FUNCTIONAL GROUP**

S.No.	OCCUPATIONAL / FUNCTIONAL GROUP	BASIC SCALE						Total
		17	18	19	20	21	22	
1	Commerce and Trade	8	23	4	4	1	0	40
2	Economists	7	14	7	1	2	0	31
3	Foreign Service of Pakistan	24	37	10	8	1	2	82
4	Inland Revenue Service	83	79	37	28	7	2	236
5	Information	30	30	14	5	1	0	80
6	Military Lands and Cantonments	9	0	1	1	0	0	11
7	Office Management	85	27	0	0	0	0	112
8	Pakistan Administrative Service	75	64	11	8	5	1	164
9	Pakistan Audit & Accounts Service	31	39	15	15	3	2	105
10	Pakistan Customs Service	21	29	32	8	5	0	95
11	Police Service of Pakistan	14	9	0	1	0	0	24
12	Postal	37	3	1	2	0	1	44
13	Railways (Commercial & Transportation)	18	5	5	0	0	0	28
14	Secretariat	0	0	20	8	2	0	30
	Total	442	359	157	89	27	8	1082

TABLE-10
FEMALE EMPLOYEES BY OCCUPATIONAL / FUNCTIONAL GROUP AND PROVINCE OF DOMICILE

S.No.	OCCUPATIONAL / FUNCTIONAL GROUP	PROVINCE OF DOMICILE									
		ISLAMABAD	PUNJAB	SINDH (R)	SINDH (U)	KP	BALUCHISTAN	AJ&K	GB	FATA	TOTAL
1	Commerce and Trade	0	27	2	5	5	1	0	0	0	40
2	Economists	8	16	0	0	4	1	2	0	0	31
3	Foreign Service of Pakistan	1	48	7	8	12	4	0	0	2	82
4	Inland Revenue Service	10	147	7	27	26	9	7	0	3	236
5	Information	0	60	1	9	7	0	1	0	2	80
6	Military Lands and Cantonments	0	5	2	0	3	1	0	0	0	11
7	Office Management	4	78	3	6	12	4	4	0	1	112
8	Pakistan Administrative Service	7	105	4	18	16	6	5	0	3	164
9	Pakistan Audit & Accounts Service	0	73	5	12	9	1	3	0	2	105
10	Pakistan Customs Service	1	66	3	4	11	5	4	0	1	95
11	Police Service of Pakistan	0	15	3	1	3	2	0	0	0	24
12	Postal	4	26	1	2	9	0	2	0	0	44
13	Railways (Commercial & Transportation)	0	20	0	4	3	0	1	0	0	28
14	Secretariat	6	11	1	3	6	2	1	0	0	30
	Total	41	697	39	99	126	36	30	0	14	1082

TABLE-11**YEAR WISE EMPLOYMENT STATUS BY PROVINCE OF DOMICILE**

PROVINCE	2008-09	2009-10	2010-11	2011-12	2012-13	2013-14	2014-15	2015-16	2016-17	2017-18
Punjab	205261	206202	209618	206425	205737	204812	199351	205363	268732	276198
Sindh	63246	62458	60329	61095	58694	58082	59988	60826	80081	80948
Sindh (R)	21828	22452	29014	34224	29198	28492	28712	29146	46691	42844
Sindh (U)	41418	40006	31315	26871	29496	29590	31276	31680	33390	38104
Khyber Pakhtunkhwa	121405	124668	125529	126939	124795	118618	115426	122120	140053	140486
Balochistan	18642	19092	19383	18181	18395	17875	17868	17977	23226	24442
Azad Jammu & Kashmir	4773	4922	4888	4682	4596	4456	4614	4648	7165	7327
Gilgit Baltistan	23363	26044	26375	26506	27421	28561	29923	29956	37397	37577
FATA	2320	3769	3842	7333	7178	12117	11751	13627	13899	14262
TOTAL	439010	447155	449964	451161	446816	444521	438921	454517	570553	581240

TABLE - 12
ACTUAL STRENGTH OF FEMALE EMPLOYEES OVER THE YEARS

YEARS	FEMALE EMPLOYEES	CHANGE	PERCENT CHANGE
2008-09	19000	0	0.00
2009-10	20257	1257	6.62
2010-11	21133	876	4.32
2011-12	19994	-1139	-5.39
2012-13	20022	28	0.14
2013-14	20428	406	2.03
2014-15	21629	1201	5.88
2015-16	23298	1669	7.72
2016-17	31281	7983	34.26
2017-18	32334	1053	3.37

TABLE - 13**YEAR WISE SANCTIONED STRENGTH OF EMPLOYEES BY BASIC SCALE**

BASIC SCALE	2008-09	2009-10	2010-11	2011-12	2012-13	2013-14	2014-15	2015-16	2016-17	2017-18
22	118	116	112	108	120	117	109	115	123	116
21	440	483	470	519	500	561	536	560	559	550
20	1113	1200	1350	1191	1235	1294	1473	1430	1450	1496
19	3071	3261	3339	3316	3450	3510	3819	3755	3877	4030
18	6746	7198	8040	7857	8378	8714	9956	8868	10149	10439
17	12669	13139	14720	13678	15249	15581	16405	18727	20933	22699
Sub. Total	24157	25397	28031	26669	28932	29777	32298	33455	37091	39330
16	18153	19055	23423	26328	32732	33183	33601	34448	43316	47806
15	5767	6903	6994	5719	1581	1299	1559	1493	2457	3992
14	27626	30497	26134	26385	23229	23909	27093	27442	31610	28370
13	2652	2806	3783	2630	1908	1797	2685	2809	3275	3460
12	8533	10063	8689	8300	5260	4968	4652	4667	6826	6016
11	15165	10646	12419	11320	14120	15037	12015	12057	22198	27450
10	3178	4015	4111	2268	1561	1381	2177	2105	4829	4693
9	25897	41087	40766	40456	37679	39004	40731	40422	43821	47240
8	8556	9191	9280	13490	11841	10275	13039	14072	18073	16405
7	53008	48464	47562	47952	47410	47729	50831	52638	62815	57615
6	38166	30452	30624	41900	42589	42590	42383	43574	64585	64547
5	145560	147907	150064	139088	138771	138271	136503	140316	138175	138092
4	16354	17111	18454	13571	12863	12925	15451	14435	27883	28033
3	14017	10834	9677	4998	9265	9304	6993	13782	12627	10370
2	46477	46922	47831	48540	51323	54201	51756	45519	54743	53634
1	38594	38573	41397	40958	36782	34732	36688	37148	74852	83604
Sub. Total	467703	474526	481208	473903	468914	470605	478157	486927	612085	621327
Total	491860	499923	509239	500572	497846	500382	510455	520382	649176	660657

TABLE-14
YEAR WISE ACTUAL STRENGTH OF EMPLOYEES BY BASIC SCALE

BASIC SCALE	2008-09	2009-10	2010-11	2011-12	2012-13	2013-14	2014-15	2015-16	2016-17	2017-18
22	106	100	101	99	98	97	77	96	105	96
21	343	379	406	414	404	410	394	457	412	389
20	910	961	1079	953	1023	1106	1084	1125	1092	1150
19	2548	2571	2579	2682	2657	2600	2861	2814	3056	3026
18	5153	5270	6291	6219	6575	6527	7410	6871	7517	7779
17	9850	9588	10780	10105	11399	11878	12240	13970	15676	16497
Sub. Total	18910	18869	21236	20472	22156	22618	24066	25333	27858	28937
16	15285	16103	20561	22822	28260	27974	28119	27730	34281	37526
15	5249	6293	6245	5105	1508	1231	1306	1397	2071	3418
14	25465	25763	21178	22488	21367	22065	22746	22833	26492	22657
13	3193	2923	4112	3245	2988	2938	2839	2834	3295	3102
12	6767	7821	6781	7054	3984	3565	3200	3305	4306	4415
11	10012	7881	7551	7341	7659	7893	8743	8963	17465	24332
10	2928	3496	3615	2375	2223	1948	2071	1856	4283	3814
9	24105	36337	36984	36963	36585	37859	36517	36097	40860	42372
8	9068	8675	8071	12328	11989	10685	10846	12176	14288	14191
7	46689	41638	45103	45843	44161	43700	44879	47425	55784	50297
6	32623	31248	25234	37318	36850	38052	40075	41461	59578	59761
5	139848	140382	143369	136988	132841	129689	120316	127814	126097	125365
4	11629	12678	12546	7432	8495	8919	13007	11175	23159	23102
3	14640	15066	17817	14450	9843	9780	9030	14986	12327	9991
2	44162	43886	44585	44215	49737	49379	43909	41727	56193	55439
1	28437	28096	24976	24722	26170	26226	27252	27405	62216	72521
Sub. Total	420100	428286	428728	430689	424660	421903	414855	429184	542695	552303
Total	439010	447155	449964	451161	446816	444521	438921	454517	570553	581240

TABLE-15
EMPLOYMENT STATUS OVER THE YEARS

YEAR	TOTAL		INCREASE / DECREASE		% CHANGE	
	SANCTIONED	ACTUAL	SANCTIONED	ACTUAL	SANCTIONED	ACTUAL
2008-09	491860	439010	-	-	-	-
2009-10	499923	447155	8063	8145	1.64	1.86
2010-11	509239	449964	9316	2809	1.86	0.63
2011-12	500572	451161	-8667	1197	-1.70	0.27
2012-13	497846	446816	-2726	-4345	-0.54	-0.96
2013-14	500382	444521	2536	-2295	0.51	-0.51
2014-15	510455	438921	10073	-5600	2.01	-1.26
2015-16	520382	454517	9927	15596	1.94	3.55
2016-17	649176	570553	128794	116036	24.75	25.53
2017-18	660657	581240	11481	10687	1.77	1.87

TABLE-16
NON MUSLIM EMPLOYEES BY DOMICILE AND BASIC SCALE

BASIC SCALE	TOTAL	DOMICILE								
		ISLAMABAD	PUNJAB	SINDH (R)	SINDH (U)	KP	BALUCHISTAN	AJ&K	GB	FATA
22	0	0	0	0	0	0	0	0	0	0
21	0	0	0	0	0	0	0	0	0	0
20	4	0	0	1	1	0	2	0	0	0
19	27	0	16	4	3	0	4	0	0	0
18	85	10	33	23	14	1	4	0	0	0
17	207	6	122	46	18	11	2	2	0	0
Sub.Total	323	16	171	74	36	12	12	2	0	0
16	647	11	469	66	49	21	28	0	2	1
15	19	0	12	4	3	0	0	0	0	0
14	214	12	134	23	20	7	11	0	3	4
13	23	0	14	4	3	0	2	0	0	0
12	34	2	12	5	8	1	6	0	0	0
11	205	14	109	31	18	19	10	0	0	4
10	41	0	19	7	10	2	3	0	0	0
9	359	19	203	46	38	28	12	1	2	10
8	129	1	64	21	32	10	0	0	1	0
7	467	17	289	34	75	20	15	1	7	9
6	173	1	110	22	18	12	3	0	7	0
5	676	13	370	90	64	40	33	0	63	3
4	739	7	499	14	108	14	96	0	0	1
3	522	14	387	18	37	7	56	1	0	2
2	4667	143	2408	271	688	1016	99	12	11	19
1	7473	833	4149	392	1442	515	104	4	22	12
Sub.Total	16388	1087	9248	1048	2613	1712	478	19	118	65
Total	16711	1103	9419	1122	2649	1724	490	21	118	65

TABLE-17
CHRISTIAN EMPLOYEES BY DOMICILE AND BASIC SCALE

BASIC SCALE	TOTAL	DOMICILE								
		ISLAMABAD	PUNJAB	SINDH (R)	SINDH (U)	KP	BALUCHISTAN	AJ&K	GB	FATA
22	0	0	0	0	0	0	0	0	0	0
21	0	0	0	0	0	0	0	0	0	0
20	2	0	0	0	0	0	2	0	0	0
19	13	0	7	0	2	0	4	0	0	0
18	43	5	23	2	10	0	3	0	0	0
17	131	3	100	5	14	7	1	1	0	0
Sub.Total	189	8	130	7	26	7	10	1	0	0
16	546	9	422	27	39	20	26	0	2	1
15	14	0	9	2	3	0	0	0	0	0
14	162	10	111	2	17	5	10	0	3	4
13	17	0	13	0	2	0	2	0	0	0
12	24	2	10	1	5	0	6	0	0	0
11	148	13	97	1	13	10	10	0	0	4
10	32	0	18	2	8	1	3	0	0	0
9	284	17	177	13	30	24	11	0	2	10
8	119	1	62	17	29	10	0	0	0	0
7	393	17	265	18	56	14	12	1	7	3
6	143	1	99	16	17	9	1	0	0	0
5	504	13	345	18	51	29	29	0	16	3
4	700	7	492	7	95	7	92	0	0	0
3	498	14	385	10	26	7	53	1	0	2
2	4256	139	2368	142	480	1002	94	12	11	8
1	7040	829	4089	262	1260	467	96	4	21	12
Sub.Total	14880	1072	8962	538	2131	1605	445	18	62	47
Total	15069	1080	9092	545	2157	1612	455	19	62	47

TABLE-18
AHMADI EMPLOYEES BY DOMICILE AND BASIC SCALE

BASIC SCALE	TOTAL	DOMICILE									
		ISLAMABAD	PUNJAB	SINDH (R)	SINDH (U)	KP	BALUCHISTAN	AJ&K	GB	FATA	
22	0	0	0	0	0	0	0	0	0	0	0
21	0	0	0	0	0	0	0	0	0	0	0
20	0	0	0	0	0	0	0	0	0	0	0
19	8	0	8	0	0	0	0	0	0	0	0
18	18	5	9	3	0	1	0	0	0	0	0
17	27	3	19	0	0	3	1	1	0	0	0
Sub.Total	53	8	36	3	0	4	1	1	0	0	0
16	50	2	43	2	3	0	0	0	0	0	0
15	4	0	3	1	0	0	0	0	0	0	0
14	21	2	19	0	0	0	0	0	0	0	0
13	1	0	0	0	1	0	0	0	0	0	0
12	2	0	2	0	0	0	0	0	0	0	0
11	12	1	8	1	0	2	0	0	0	0	0
10	3	0	0	1	1	1	0	0	0	0	0
9	21	1	17	0	1	1	0	1	0	0	0
8	0	0	0	0	0	0	0	0	0	0	0
7	20	0	14	1	1	1	0	0	0	0	3
6	9	0	8	1	0	0	0	0	0	0	0
5	21	0	18	2	0	0	0	0	1	0	0
4	6	0	4	1	1	0	0	0	0	0	0
3	3	0	2	1	0	0	0	0	0	0	0
2	14	2	4	7	1	0	0	0	0	0	0
1	8	4	1	2	1	0	0	0	0	0	0
Sub.Total	195	12	143	20	10	5	0	1	1	3	3
Total	248	20	179	23	10	9	1	2	1	3	3

TABLE-19
HINDU (CASTE) EMPLOYEES BY DOMICILE AND BASIC SCALE

BASIC SCALE	TOTAL	DOMICILE								
		ISLAMABAD	PUNJAB	SINDH (R)	SINDH (U)	KP	BALO CHISTAN	AJ&K	GB	FATA
22	0	0	0	0	0	0	0	0	0	0
21	0	0	0	0	0	0	0	0	0	0
20	2	0	0	1	1	0	0	0	0	0
19	6	0	1	4	1	0	0	0	0	0
18	24	0	1	18	4	0	1	0	0	0
17	43	0	2	40	1	0	0	0	0	0
Sub.Total	75	0	4	63	7	0	1	0	0	0
16	48	0	4	34	7	1	2	0	0	0
15	1	0	0	1	0	0	0	0	0	0
14	26	0	0	21	3	1	1	0	0	0
13	4	0	0	4	0	0	0	0	0	0
12	8	0	0	4	3	1	0	0	0	0
11	41	0	4	28	5	4	0	0	0	0
10	6	0	1	4	1	0	0	0	0	0
9	42	1	3	30	5	2	1	0	0	0
8	8	0	1	4	3	0	0	0	0	0
7	44	0	10	10	17	3	1	0	0	3
6	11	0	3	5	0	1	2	0	0	0
5	73	0	4	47	13	3	4	0	2	0
4	28	0	2	6	12	7	1	0	0	0
3	15	0	0	5	7	0	3	0	0	0
2	292	0	12	72	189	6	5	0	0	8
1	358	0	58	119	127	47	6	0	1	0
Sub.Total	1005	1	102	394	392	76	26	0	3	11
Total	1080	1	106	457	399	76	27	0	3	11

TABLE-20
HINDU (NON CASTE) EMPLOYEES BY DOMICILE AND BASIC SCALE

BASIC SCALE	TOTAL	DOMICILE									
		ISLAMABAD	PUNJAB	SINDH (R)	SINDH (U)	KP	BALUCHISTAN	AJ&K	GB	FATA	
22	0	0	0	0	0	0	0	0	0	0	0
21	0	0	0	0	0	0	0	0	0	0	0
20	0	0	0	0	0	0	0	0	0	0	0
19	0	0	0	0	0	0	0	0	0	0	0
18	0	0	0	0	0	0	0	0	0	0	0
17	5	0	1	1	3	0	0	0	0	0	0
Sub.Total	5	0	1	1	3	0	0	0	0	0	0
16	2	0	0	2	0	0	0	0	0	0	0
15	0	0	0	0	0	0	0	0	0	0	0
14	5	0	4	0	0	1	0	0	0	0	0
13	0	0	0	0	0	0	0	0	0	0	0
12	0	0	0	0	0	0	0	0	0	0	0
11	1	0	0	0	0	1	0	0	0	0	0
10	0	0	0	0	0	0	0	0	0	0	0
9	5	0	0	3	2	0	0	0	0	0	0
8	1	0	1	0	0	0	0	0	0	0	0
7	6	0	0	5	0	1	0	0	0	0	0
6	0	0	0	0	0	0	0	0	0	0	0
5	26	0	2	23	0	1	0	0	0	0	0
4	3	0	1	0	0	0	1	0	0	0	1
3	5	0	0	2	3	0	0	0	0	0	0
2	90	2	23	44	16	2	0	0	0	0	3
1	65	0	1	8	54	0	2	0	0	0	0
Sub.Total	209	2	32	87	75	6	3	0	0	0	4
Total	214	2	33	88	78	6	3	0	0	0	4

TABLE-21
SIKH EMPLOYEES BY DOMICILE AND BASIC SCALE

BASIC SCALE	TOTAL	DOMICILE									
		ISLAMABAD	PUNJAB	SINDH (R)	SINDH (U)	KP	BALUCHISTAN	AJ&K	GB	FATA	
22	0	0	0	0	0	0	0	0	0	0	0
21	0	0	0	0	0	0	0	0	0	0	0
20	0	0	0	0	0	0	0	0	0	0	0
19	0	0	0	0	0	0	0	0	0	0	0
18	0	0	0	0	0	0	0	0	0	0	0
17	1	0	0	0	0	0	1	0	0	0	0
Sub.Total	1	0	0	0	0	0	1	0	0	0	0
16	1	0	0	1	0	0	0	0	0	0	0
15	0	0	0	0	0	0	0	0	0	0	0
14	0	0	0	0	0	0	0	0	0	0	0
13	1	0	1	0	0	0	0	0	0	0	0
12	0	0	0	0	0	0	0	0	0	0	0
11	2	0	0	0	0	0	2	0	0	0	0
10	0	0	0	0	0	0	0	0	0	0	0
9	0	0	0	0	0	0	0	0	0	0	0
8	0	0	0	0	0	0	0	0	0	0	0
7	1	0	0	0	1	0	0	0	0	0	0
6	0	0	0	0	0	0	0	0	0	0	0
5	4	0	1	0	0	3	0	0	0	0	0
4	0	0	0	0	0	0	0	0	0	0	0
3	1	0	0	0	1	0	0	0	0	0	0
2	4	0	0	0	1	3	0	0	0	0	0
1	0	0	0	0	0	0	0	0	0	0	0
Sub.Total	14	0	2	1	3	8	0	0	0	0	0
Total	15	0	2	1	3	9	0	0	0	0	0

TABLE-22
OTHER NON MUSLIM EMPLOYEES BY DOMICILE AND BASIC SCALE

BASIC SCALE	TOTAL	DOMICILE									
		ISLAMABAD	PUNJAB	SINDH (R)	SINDH (U)	KP	BALUCHISTAN	AJ&K	GB	FATA	
22	0	0	0	0	0	0	0	0	0	0	0
21	0	0	0	0	0	0	0	0	0	0	0
20	0	0	0	0	0	0	0	0	0	0	0
19	0	0	0	0	0	0	0	0	0	0	0
18	0	0	0	0	0	0	0	0	0	0	0
17	0	0	0	0	0	0	0	0	0	0	0
Sub.Total	0	0	0	0	0	0	0	0	0	0	0
16	0	0	0	0	0	0	0	0	0	0	0
15	0	0	0	0	0	0	0	0	0	0	0
14	0	0	0	0	0	0	0	0	0	0	0
13	0	0	0	0	0	0	0	0	0	0	0
12	0	0	0	0	0	0	0	0	0	0	0
11	1	0	0	1	0	0	0	0	0	0	0
10	0	0	0	0	0	0	0	0	0	0	0
9	7	0	6	0	0	1	0	0	0	0	0
8	1	0	0	0	0	0	0	0	0	1	0
7	3	0	0	0	0	1	2	0	0	0	0
6	10	0	0	0	1	2	0	0	7	0	0
5	48	0	0	0	0	4	0	0	44	0	0
4	2	0	0	0	0	0	2	0	0	0	0
3	0	0	0	0	0	0	0	0	0	0	0
2	11	0	1	6	1	3	0	0	0	0	0
1	2	0	0	1	0	1	0	0	0	0	0
Sub.Total	85	0	7	8	2	12	4	0	52	0	0
Total	85	0	7	8	2	12	4	0	52	0	0

TABLE-23**MANAGEMENT POSITION SCALES (MP-I, MP-II & MP-III) IN FEDERAL GOVERNMENT**

DIVISION	MAIN / ATTACHED DEPARTMENT	MP-I	MP-II	MP-III	TOTAL
Capital Administration & Development	Pakistan Institute of Medical Sciences	1	0	0	1
Finance	Main	1	1	1	3
Information Technology and Telecommunications	Main	4	4	0	8
	National Information Technology Board	1	2	0	3
Law & Justice	Banking Courts	1	0	0	1
	Drug Courts	1	1	7	9
Maritime Affairs	Main	0	2	2	4
	Mercantile Marine Department	0	1	2	3
National History & Literary Heritage	National Language Promotion Department	1	0	0	1
	Urdu Dictionary Board	0	1	0	1
	Urdu Science Board	0	1	0	1
Statistics	Pakistan Bureau of Statistics	1	3	0	4
Textile Industry	Main	0	1	2	3
Railways	Pakistan Railways	0	3	10	13
Prime Minister's Office (Public)	Main	3	2	0	5
	Prime Minister's Inspection Commission	1	0	0	1
	National Commission for Government Reforms	1	0	0	1
Grand Total		16	22	24	62

TABLE-24
SANCTIONED STRENGTH BY BASIC SCALE AND DIVISION / ATTACHED DEPARTMENTS / SUBORDINATE OFFICES

BASIC SCALE 1 TO 16																	
DIVISION / OFFICE	1	2	3	4	5	6	7	8	9	10	11	12	13	14	15	16	SUB TOTAL
1. Aviation Division	1158	38	15	46	5782	33	1682	1	2927	1	104	86	82	1575	26	928	14484
Main, Islamabad.	14	6	2	2	2	0	0	0	10	0	3	0	0	11	0	26	76
Airports Security Force, Karachi.	401	2	10	0	5785	0	1535	1	2408	1	63	0	0	1253	0	751	12160
Pakistan Meteorological Department, Islamabad.	743	30	3	44	45	33	147	0	509	0	38	86	82	311	26	151	2248
2. Cabinet Division	405	64	18	158	24	11	17	31	156	36	59	13	4	101	43	227	1367
Main, Islamabad.	192	33	1	137	1	1	2	0	91	1	22	8	0	87	1	173	750
Department of Communications Security, Islamabad.	33	15	12	7	3	3	0	0	16	2	12	0	0	1	30	18	152
Department of Stationery and Forms, Karachi.	136	8	2	0	1	1	1	28	19	25	17	0	0	0	12	13	263
National Archives of Pakistan, Islamabad.	26	6	0	6	7	0	13	3	7	8	5	1	4	8	0	17	111
Federal Government Tuberculosis Centre, Rawalpindi.	18	2	3	8	12	6	1	0	23	0	3	4	0	5	0	6	91
3. Capital Administration & Development Division	3793	1523	178	453	149	49	875	28	1069	19	209	265	10	1999	54	4843	15516
Main, Islamabad.	0	45	0	10	10	0	14	0	8	0	1	0	0	50	5	27	170
Department of Libraries, Islamabad	24	3	1	2	7	0	0	0	13	7	5	2	0	3	0	12	79
Department of Tourist Services, Islamabad.	3	7	0	4	0	0	0	0	3	0	1	0	0	4	3	7	32
Directorate of Workers Education, Islamabad.	0	10	0	0	10	0	0	0	4	0	3	0	0	8	0	9	44
Directorate General of Special Education, Islamabad	144	55	1	39	9	2	5	2	18	0	39	0	0	89	13	70	486
District Population Welfare Office, Islamabad	8	48	14	1	3	0	81	0	19	0	22	0	0	5	0	3	204
Federal College of Education, Islamabad.	30	7	0	5	1	1	12	1	1	0	6	0	0	4	0	7	75
Federal Directorate of Education, Islamabad.	2443	495	111	159	23	12	654	0	240	1	8	104	8	1647	9	3488	9402
Federal Medical & Dental College, Islamabad.	8	40	0	0	11	0	5	0	10	0	0	3	0	8	0	10	95
Federal General Hospital, Islamabad.	79	37	0	9	2	0	2	0	51	0	4	9	0	1	0	93	287

TABLE-24
SANCTIONED STRENGTH BY BASIC SCALE AND DIVISION / ATTACHED
DEPARTMENTS / SUBORDINATE OFFICES

DIVISION / OFFICE	BASIC SCALE 17 TO 22						SUB.TOTAL	G. TOTAL BS 1-22
	17	18	19	20	21	22		
1. Aviation Division	509	206	35	6	4	1	761	15245
Main, Islamabad.	3	8	4	1	2	1	19	95
Airports Security Force, Karachi.	384	152	10	1	1	0	548	12708
Pakistan Meteorological Department, Islamabad.	122	46	21	4	1	0	194	2442
2. Cabinet Division	34	113	27	14	3	2	193	1560
Main, Islamabad.	4	100	22	12	3	2	143	893
Department of Communications Security, Islamabad.	10	7	3	1	0	0	21	173
Department of Stationery and Forms, Karachi.	1	2	1	0	0	0	4	267
National Archives of Pakistan, Islamabad.	10	3	1	1	0	0	15	126
Federal Government Tuberculosis Centre, Rawalpindi.	9	1	0	0	0	0	10	101
3. Capital Administration & Development Division	4154	1236	596	104	4	2	6096	21612
Main, Islamabad.	28	17	15	4	1	1	66	236
Department of Libraries, Islamabad	6	2	2	1	0	0	11	90
Department of Tourist Services, Islamabad.	2	2	1	0	0	0	5	37
Directorate of Workers Education, Islamabad.	6	4	2	1	0	0	13	57
Directorate General of Special Education, Islamabad	95	22	14	1	0	0	132	618
District Population Welfare Office, Islamabad	3	3	1	0	0	0	7	211
Federal College of Education, Islamabad.	23	16	7	1	0	0	47	122
Federal Directorate of Education, Islamabad.	3040	905	429	26	0	0	4400	13802
Federal Medical & Dental College, Islamabad.	51	11	6	7	0	0	75	170
Federal General Hospital, Islamabad.	59	25	5	0	0	0	89	376

TABLE-24
SANCTIONED STRENGTH BY BASIC SCALE AND DIVISION / ATTACHED DEPARTMENTS / SUBORDINATE OFFICES

BASIC SCALE 1 TO 16																	
DIVISION / OFFICE	1	2	3	4	5	6	7	8	9	10	11	12	13	14	15	16	SUB. TOTAL
Federal Government Polyclinic, Islamabad	352	176	1	101	0	17	6	0	294	6	16	61	0	52	13	302	1397
Government Polytechnic Institute for Women, Islamabad	0	10	1	0	1	3	3	1	1	1	2	0	0	9	0	2	34
National Trust for the Disabled, Islamabad.	2	3	0	0	2	0	0	0	2	0	2	0	0	1	2	5	19
National Council for the Rehabilitation of Disabled Persons, Islamabad.	0	2	0	0	0	0	0	0	0	0	0	0	0	2	0	2	6
National Council of Social Welfare, Islamabad.	3	11	1	2	2	0	0	0	7	0	3	0	0	8	4	7	48
National Institute of Rehabilitation Medicine, Islamabad.	33	37	0	12	2	0	10	0	31	0	6	6	0	10	0	66	213
Pakistan Institute of Medical Sciences, Islamabad.	651	512	29	101	59	13	64	0	347	4	73	79	2	84	1	728	2747
Regional Training Institute, Islamabad.	0	0	12	3	2	0	1	2	1	0	2	1	0	3	0	2	29
Social Welfare Centre, Islamabad.	13	21	7	5	5	1	18	22	17	0	16	0	0	9	4	3	141
Technical Panel on Teacher Education, Islamabad.	0	4	0	0	0	0	0	0	2	0	0	0	0	2	0	0	8
4. Commerce Division	116	18	229	30	57	0	30	2	153	17	41	2	9	194	0	211	1109
Main, Islamabad.	100	8	0	22	0	0	1	0	34	0	21	2	2	56	0	120	366
Directorate General of Trade Organizations, Islamabad.	16	0	0	7	0	0	3	0	0	0	1	0	0	14	0	3	44
Pakistan Institute of Trade and Development, Islamabad.	0	10	0	1	0	0	1	0	3	0	2	0	0	4	0	5	26
Trade Development Authority of Pakistan, Karachi.	0	0	229	0	57	0	25	2	116	17	17	0	7	120	0	83	673
5. Communications Division	249	465	3	12	1730	10	1273	0	117	8	136	0	80	2293	33	1227	7636
Main, Islamabad.	8	30	3	4	9	0	11	0	8	0	0	0	0	25	1	19	118
Construction Technology Training Institute, Islamabad.	31	0	0	0	2	10	59	0	14	0	42	0	0	6	7	1	172
National Highways & Motorways Police, Islamabad.	181	435	0	0	1719	0	1200	0	93	8	90	0	80	2250	25	1193	7274
National Transport Research Centre, Islamabad.	29	0	0	8	0	0	3	0	2	0	4	0	0	12	0	14	72

TABLE-24
SANCTIONED STRENGTH BY BASIC SCALE AND DIVISION / ATTACHED DEPARTMENTS / SUBORDINATE OFFICES

DIVISION / OFFICE	BASIC SCALE 17 TO 22							G. TOTAL BS 1-22
	17	18	19	20	21	22	SUB.TOTAL	
Federal Government Polyclinic, Islamabad.	260	56	34	16	1	0	367	1764
Government Polytechnic Institute for Women, Islamabad.	21	3	1	0	0	0	25	59
National Trust for the Disabled, Islamabad.	4	1	2	0	1	0	8	27
National Council for the Rehabilitation of Disabled Persons, Islamabad.	1	1	0	0	0	0	2	8
National Council of Social Welfare, Islamabad.	6	1	1	0	0	1	9	57
National Institute of Rehabilitation Medicine, Islamabad.	74	16	2	1	0	0	93	306
Pakistan Institute of Medical Sciences, Islamabad.	450	144	72	46	1	0	713	3460
Regional Training Institute, Islamabad.	6	1	1	0	0	0	8	37
Social Welfare Centre, Islamabad.	18	3	0	0	0	0	21	162
Technical Panel on Teacher Education, Islamabad.	1	3	1	0	0	0	5	13
4. Commerce Division	147	76	46	20	8	1	298	1407
Main, Islamabad.	50	17	19	11	4	1	102	468
Directorate General of Trade Organizations, Islamabad.	0	5	2	0	1	0	8	52
Pakistan Institute of Trade and Development, Islamabad.	6	2	2	0	1	0	11	37
Trade Development Authority of Pakistan, Karachi.	91	52	23	9	2	0	177	850
5. Communications Division	115	58	22	12	3	2	212	7848
Main, Islamabad.	1	12	6	3	1	1	24	142
Construction Technology Training Institute, Islamabad.	3	6	2	0	0	0	11	183
National Highways & Motorways Police, Islamabad.	101	32	5	8	2	1	149	7423
National Transport Research Centre, Islamabad.	10	8	9	1	0	0	28	100

TABLE-24
SANCTIONED STRENGTH BY BASIC SCALE AND DIVISION / ATTACHED DEPARTMENTS / SUBORDINATE OFFICES

BASIC SCALE 1 TO 16																	
DIVISION / OFFICE	1	2	3	4	5	6	7	8	9	10	11	12	13	14	15	16	SUB. TOTAL
6. Climate Change Division	9	62	9	4	19	3	3	0	19	5	11	0	0	33	3	49	229
Main, Islamabad.	0	44	4	0	13	0	1	0	12	0	6	0	0	24	0	36	140
Pakistan Environmental Protection Agency, Islamabad.	6	7	1	4	3	0	1	0	4	0	4	0	0	8	2	8	48
Zoological Survey of Pakistan, Islamabad.	3	11	4	0	3	3	1	0	3	5	1	0	0	1	1	5	41
7. Defence Division	45694	12306	3032	10596	5889	4316	10531	559	6398	2658	6700	1570	165	4856	1108	11212	127590
Main, Rawalpindi.	112	12	0	28	0	0	0	0	48	0	15	1	0	51	64	36	367
Director General ISI, Islamabad.	313	280	185	70	87	31	169	1	254	4	21	0	5	364	0	218	2002
Federal Government Educational Institutions, (Cantt./Garrison) Directorate, Rawalpindi.	2067	254	0	83	0	34	330	0	320	1	310	15	0	1794	53	2543	7804
General Headquarters, COAS, Sectt. SD, Dte, Rawalpindi.	13700	6607	809	2456	3836	1734	3806	457	1711	377	604	462	133	1123	221	657	38693
Joint Staff Headquarter, Chaklala, Rawalpindi.	10	32	0	17	0	0	0	0	16	0	0	0	0	0	0	0	75
Military Lands and Cantonments Department, Rawalpindi.	306	80	73	3	9	0	127	19	75	1	59	3	0	9	0	41	805
Pakistan Air Force, Peshawar	23691	556	1791	4227	203	1204	2584	6	2242	1021	1909	4	4	554	168	222	40386
Pakistan Navy Civilian Authority, Naval Headquarter, Islamabad, Karachi.	4549	1265	135	3569	1645	1312	2498	74	1361	1254	1775	701	23	676	542	538	21917
Pakistan Armed Services Board, (PASB) Department, Rawalpindi	0	197	0	0	106	0	0	0	252	0	121	0	0	63	50	17	806
Pakistan Maritime Security Agency, Karachi,	15	29	11	3	2	0	13	1	7	0	0	1	0	1	0	2	85
Pakistan Military Accounts Department, Rawalpindi.	931	277	0	76	1	1	0	0	8	0	1775	361	0	35	0	6844	10309
Survey of Pakistan, Rawalpindi.	0	2717	28	64	0	0	1004	1	104	0	111	22	0	186	10	94	4341
8. Defence Production Division.	143	45	9	47	104	19	77	9	76	9	86	33	4	54	44	79	838
Main, Rawalpindi.	52	7	0	16	1	0	19	1	2	0	1	3	0	21	21	21	165
Armament Research and Development Establishment, Rawalpindi.	16	3	0	4	5	6	9	6	9	5	15	11	2	11	1	8	111

TABLE-24
SANCTIONED STRENGTH BY BASIC SCALE AND DIVISION / ATTACHED DEPARTMENTS / SUBORDINATE OFFICES

DIVISION / OFFICE	BASIC SCALE 17 TO 22							G. TOTAL BS 1-22
	17	18	19	20	21	22	SUB.TOTAL	
6. Climate Change Division	20	32	15	5	2	1	75	304
Main, Islamabad.	8	26	11	4	2	1	52	192
Pakistan Environmental Protection Agency, Islamabad.	6	6	3	1	0	0	16	64
Zoological Survey of Pakistan, Islamabad.	6	0	1	0	0	0	7	48
7. Defence Division	4649	1559	444	53	7	1	6713	134303
Main, Rawalpindi.	0	51	15	6	3	1	76	443
Director General ISI, Islamabad.	207	184	76	8	1	0	476	2478
Federal Government Educational Institutions, (Cantt./Garrison) Directorate, Rawalpindi.	2532	636	282	18	0	0	3468	11272
General Headquarters, COAS, Sectt. SD, Dte, Rawalpindi.	198	131	18	0	0	0	347	39040
Joint Staff Headquarter, Chaklala, Rawalpindi.	0	0	0	0	0	0	0	75
Military Lands and Cantonments Department, Rawalpindi.	29	33	28	12	2	0	104	909
Pakistan Air Force, Peshawar	46	17	4	1	0	0	68	40454
Pakistan Navy Civilian Authority, Naval Headquarter, Islamabad, Karachi.	88	110	3	4	0	0	205	22122
Pakistan Armed Services Board, (PASB) Department, Rawalpindi	29	42	8	1	0	0	80	886
Pakistan Maritime Security Agency, Karachi,	1	1	0	0	0	0	2	87
Pakistan Military Accounts Department, Rawalpindi.	1480	332	2	1	0	0	1815	12124
Survey of Pakistan, Rawalpindi.	39	22	8	2	1	0	72	4413
8. Defence Production Division.	45	36	20	7	2	1	111	949
Main, Rawalpindi.	13	11	6	3	1	1	35	200
Armament Research and Development Establishment, Rawalpindi.	6	2	2	0	0	0	10	121

TABLE-24
SANCTIONED STRENGTH BY BASIC SCALE AND DIVISION / ATTACHED DEPARTMENTS / SUBORDINATE OFFICES

BASIC SCALE 1 TO 16																	
DIVISION / OFFICE	1	2	3	4	5	6	7	8	9	10	11	12	13	14	15	16	SUB. TOTAL
Defence Export Promotion Organization, Islamabad.	4	0	7	4	9	0	0	0	12	0	4	0	0	0	4	0	44
Directorate General Defence Purchase, Rawalpindi.	0	30	1	0	4	0	0	0	19	0	15	0	0	10	0	14	93
Institute of Optronics, Rawalpindi.	23	0	0	6	80	0	29	0	15	0	25	2	0	2	16	23	221
Military Vehicles Research and Development, Rawalpindi.	48	5	1	17	5	13	20	2	19	4	26	17	2	10	2	13	204
9. Economic Affairs Division, Islamabad.	126	0	0	32	0	0	0	0	23	0	20	3	0	76	0	148	428
10. Establishment Division.	434	279	54	168	11	2	38	0	164	1	134	31	0	226	170	295	2007
Main, Islamabad.	188	86	18	74	2	2	6	0	63	1	30	14	0	102	103	137	826
Akhtar Hameed Khan National Centre for Rural Development, Islamabad.	17	9	7	4	4	0	0	0	9	0	6	0	0	7	1	6	70
Federal Public Service Commission, Islamabad.	114	32	3	43	1	0	0	0	65	0	35	17	0	59	66	74	509
Secretariat Training Institute, Islamabad.	48	4	0	12	0	0	0	0	8	0	5	0	0	12	0	24	113
Staff Welfare Organization, Islamabad.	67	148	26	35	4	0	32	0	19	0	58	0	0	46	0	54	489
11. Federal Education & Professional Training Division	280	36	8	126	1	10	15	5	39	0	44	12	0	130	14	128	848
Main, Islamabad.	34	5	0	13	0	0	0	0	12	0	14	0	0	12	1	28	119
Academy of Educational Planning & Management, Islamabad	26	4	0	11	0	0	1	0	6	0	3	0	0	12	3	10	76
National Institute of Science & Technical Education, Islamabad.	85	0	0	14	0	0	0	5	6	0	14	1	0	24	0	23	172
Directorate General of Basic Education Community Schools, Islamabad.	119	0	0	72	0	0	13	0	8	0	1	10	0	53	0	30	306
National Talent Pool, Islamabad.	3	4	6	0	0	1	0	0	3	0	3	0	0	4	1	5	30
National Training Bureau, Islamabad	2	17	0	7	0	8	1	0	0	0	5	0	0	20	5	23	88
Pakistan Manpower Institute, Islamabad.	2	6	2	5	1	1	0	0	2	0	2	0	0	4	1	4	30
Pakistan National Commission for UNESCO, Islamabad.	9	0	0	4	0	0	0	0	2	0	2	1	0	1	3	5	27

TABLE-24
SANCTIONED STRENGTH BY BASIC SCALE AND DIVISION / ATTACHED DEPARTMENTS / SUBORDINATE OFFICES

DIVISION / OFFICE	BASIC SCALE 17 TO 22							G. TOTAL BS 1-22
	17	18	19	20	21	22	SUB.TOTAL	
Defence Export Promotion Organization, Islamabad.	1	8	1	3	1	0	14	58
Directorate General Defence Purchase, Rawalpindi.	0	2	0	0	0	0	2	95
Institute of Optronics, Rawalpindi.	23	11	10	1	0	0	45	266
Military Vehicles Research and Development, Rawalpindi.	2	2	1	0	0	0	5	209
9. Economic Affairs Division, Islamabad.	0	82	21	9	2	1	115	543
10. Establishment Division.	110	149	61	25	5	2	352	2359
Main, Islamabad.	18	101	39	16	3	1	178	1004
Akhtar Hameed Khan National Centre for Rural Development, Islamabad.	8	6	2	1	0	0	17	87
Federal Public Service Commission, Islamabad.	64	24	14	7	1	1	111	620
Secretariat Training Institute, Islamabad.	1	9	4	0	1	0	15	128
Staff Welfare Organization, Islamabad.	19	9	2	1	0	0	31	520
11. Federal Education & Professional Training Division	153	92	40	15	3	1	304	1152
Main, Islamabad.	10	9	7	5	1	1	33	152
Academy of Educational Planning & Management, Islamabad	11	8	5	3	1	0	28	104
National Institute of Science & Technical Education, Islamabad.	28	24	15	2	1	0	70	242
Directorate General of Basic Education Community Schools, Islamabad.	72	41	6	1	0	0	120	426
National Talent Pool, Islamabad.	6	1	2	1	0	0	10	40
National Training Bureau, Islamabad	14	5	2	1	0	0	22	110
Pakistan Manpower Institute, Islamabad.	7	3	2	1	0	0	13	43
Pakistan National Commission for UNESCO, Islamabad.	5	1	1	1	0	0	8	35

TABLE-24
SANCTIONED STRENGTH BY BASIC SCALE AND DIVISION / ATTACHED DEPARTMENTS / SUBORDINATE OFFICES

BASIC SCALE 1 TO 16																	
DIVISION / OFFICE	1	2	3	4	5	6	7	8	9	10	11	12	13	14	15	16	SUB. TOTAL
12. Finance Division	2414	1931	147	465	406	183	129	20	243	2	2973	34	1	945	12	8070	17975
Main, Islamabad.	335	51	0	88	0	0	0	0	71	1	58	9	0	122	3	317	1055
Finance (Military), Rawalpindi.	89	15	0	11	0	0	0	0	47	0	20	0	0	43	0	97	322
Central Directorate of National Savings, Islamabad.	1198	433	32	30	17	2	46	0	12	0	1157	1	0	526	0	32	3486
Controller General of Accounts HQ, Islamabad.	773	454	59	42	37	1	10	5	17	1	1331	23	0	62	0	5995	8810
Federal Treasury Office, Islamabad.	3	9	1	0	0	0	6	0	0	0	0	0	0	28	0	4	51
Office of the Auditor General of Pakistan HQ, Islamabad.	0	934	49	183	0	0	6	0	0	0	382	0	0	157	0	1620	3331
Pakistan Mint, Lahore.	16	35	6	111	352	180	61	15	96	0	25	1	1	7	9	5	920
13. Foreign Affairs Division. Main, (Including Pakistan Missions Abroad), Islamabad.	475	17	50	161	13	3	189	0	109	0	1	1	1	558	94	270	1942
14. Housing & Works Division.	696	90	25	35	9	2	756	0	753	56	797	3	0	155	78	183	3638
Main, Islamabad.	37	8	0	12	0	0	0	0	24	0	9	0	0	16	29	19	154
Estate Office, Islamabad.	44	5	16	11	0	1	117	0	35	0	15	3	0	44	0	19	310
National Housing Authority, Islamabad.	2	0	9	3	2	1	5	0	1	0	0	0	0	6	0	4	33
Pakistan Public Works Department HQ, Islamabad.	613	77	0	9	7	0	634	0	693	56	773	0	0	89	49	141	3141
15. Human Rights Division.	94	24	1	27	4	1	1	1	21	1	10	3	0	31	1	68	288
Main, Islamabad.	90	0	0	24	0	1	0	1	19	1	8	0	0	26	1	57	228
Implementation of National Plan of Action for Children, Islamabad.	2	2	0	0	0	0	0	0	0	0	1	1	0	1	0	1	8
National Commission for the Child Welfare & Development,	1	4	1	1	1	0	0	0	2	0	0	0	0	3	0	4	17
National Child Protection Centre (NCPC), Islamabad.	1	6	0	0	3	0	0	0	0	0	1	2	0	0	0	6	19
Shaheed Benazir Bhutto Centre for Women, Islamabad.	0	12	0	2	0	0	1	0	0	0	0	0	0	1	0	0	16
16. Industries & Production Division	90	21	6	25	0	0	0	4	24	0	19	2	0	58	69	39	357
Main, Islamabad.	83	11	0	19	0	0	0	0	12	0	11	2	0	54	60	34	286
Department of Explosives HQ, Rawalpindi.	7	10	6	6	0	0	0	4	12	0	8	0	0	4	9	5	71

TABLE-24
SANCTIONED STRENGTH BY BASIC SCALE AND DIVISION / ATTACHED DEPARTMENTS / SUBORDINATE OFFICES

DIVISION / OFFICE	BASIC SCALE 17 TO 22							G. TOTAL BS 1-22
	17	18	19	20	21	22	SUB.TOTAL	
12. Finance Division	2935	1822	289	176	40	7	5269	23244
Main, Islamabad.	96	102	61	30	8	2	299	1354
Finance (Military), Rawalpindi.	0	39	12	9	1	0	61	383
Central Directorate of National Savings, Islamabad.	626	146	21	19	1	0	813	4299
Controller General of Accounts HQ, Islamabad.	972	598	31	12	7	1	1621	10431
Federal Treasury Office, Islamabad.	4	1	0	0	0	0	5	56
Office of the Auditor General of Pakistan HQ, Islamabad.	1225	933	163	105	23	4	2453	5784
Pakistan Mint, Lahore.	12	3	1	1	0	0	17	937
13. Foreign Affairs Division. Main, (Including Pakistan Missions Abroad), Islamabad.	99	164	127	109	35	12	546	2488
14. Housing & Works Division.	345	112	31	10	2	1	501	4139
Main, Islamabad.	10	13	3	4	0	1	31	185
Estate Office, Islamabad.	23	5	1	0	0	0	29	339
National Housing Authority, Islamabad.	4	2	3	1	1	0	11	44
Pakistan Public Works Department HQ, Islamabad.	308	92	24	5	1	0	430	3571
15. Human Rights Division.	31	21	11	4	0	1	68	356
Main, Islamabad.	17	16	9	4	0	1	47	275
Implementation of National Plan of Action for Children, Islamabad.	2	1	0	0	0	0	3	11
National Commission for the Child Welfare & Development,	2	1	1	0	0	0	4	21
National Child Protection Centre (NCPC), Islamabad.	4	1	1	0	0	0	6	25
Shaheed Benazir Bhutto Centre for Women, Islamabad.	6	2	0	0	0	0	8	24
16. Industries & Production Division	43	21	14	6	2	1	87	444
Main, Islamabad.	37	14	13	6	2	1	73	359
Department of Explosives HQ, Rawalpindi.	6	7	1	0	0	0	14	85

TABLE-24
SANCTIONED STRENGTH BY BASIC SCALE AND DIVISION / ATTACHED DEPARTMENTS / SUBORDINATE OFFICES

BASIC SCALE 1 TO 16																	
DIVISION / OFFICE	1	2	3	4	5	6	7	8	9	10	11	12	13	14	15	16	SUB. TOTAL
17. Information & Broadcasting Division.	438	89	57	98	109	3	16	4	157	28	136	1	34	147	61	267	1645
Main, Islamabad.	178	2	2	2	36	0	0	0	27	0	20	1	0	47	0	80	395
Audit Bureau of Circulation, Islamabad.	0	17	0	0	6	0	0	0	4	0	4	0	0	5	0	12	48
Central Board of Film Censors, Islamabad.	2	7	0	0	3	0	3	0	2	0	4	0	0	1	1	7	30
Directorate of Electronic Media and Publications, Islamabad.	21	49	12	4	25	0	9	0	35	27	35	0	6	20	4	53	300
Federal Land Commission, Islamabad.	30	2	0	8	1	0	0	0	6	0	5	0	0	2	11	16	81
Implementation Tribunal For Newspaper Employees, Islamabad.	5	4	0	0	1	0	0	0	2	0	2	0	0	1	0	6	21
Information Service Academy, Islamabad.	9	1	5	0	3	0	2	0	1	0	1	0	0	2	0	6	30
Press Information Department, Islamabad.	193	7	38	84	34	3	2	4	80	1	65	0	28	69	45	87	740
Office of the Press Registrar, Islamabad.	0	0	0	0	0	0	0	0	0	0	0	0	0	0	0	0	0
18. Information Technology and Telecommunications Division.	29	19	1	18	2	0	1	0	12	0	5	1	0	13	11	28	140
Main, Islamabad.	29	10	0	18	1	0	0	0	12	0	5	1	0	8	11	23	118
National Information Technology Board, Islamabad.	0	9	1	0	1	0	1	0	0	0	0	0	0	5	0	5	22
19. Inter Provincial Coordination Division.	44	43	14	13	25	3	10	0	35	0	20	3	0	41	1	83	335
Main, Islamabad.	32	40	14	9	16	3	5	0	23	0	9	1	0	33	0	66	251
Inter Board Committee of Chairman, Islamabad.	0	3	0	4	3	0	4	0	12	0	11	0	0	0	0	14	51
National Internship Programme, Islamabad.	12	0	0	0	6	0	1	0	0	0	0	2	0	8	1	3	33
20. Interior Division	541	7725	123	3909	97208	44623	24465	11321	8580	257	4947	358	1553	3268	133	1894	210905
Main, Islamabad.	22	213	15	55	1	0	53	0	74	0	1	16	0	144	2	35	631
Directorate General of Civil Defence Islamabad, Lahore, Karachi, Peshawar, Quetta, AJ&K, Muzaffarabad.	25	57	16	15	26	15	11	0	43	6	25	0	0	44	3	45	331

TABLE-24
SANCTIONED STRENGTH BY BASIC SCALE AND DIVISION / ATTACHED DEPARTMENTS / SUBORDINATE OFFICES

DIVISION / OFFICE	BASIC SCALE 17 TO 22							G. TOTAL BS 1-22
	17	18	19	20	21	22	SUB.TOTAL	
17. Information & Broadcasting Division.	191	113	71	31	12	2	420	2065
Main, Islamabad.	151	90	58	25	8	1	333	728
Audit Bureau of Circulation, Islamabad.	4	2	1	0	0	0	7	55
Central Board of Film Censors, Islamabad.	0	1	0	1	0	0	2	32
Directorate of Electronic Media and Publications, Islamabad.	19	14	5	2	0	0	40	340
Federal Land Commission, Islamabad.	8	3	4	1	3	1	20	101
Implementation Tribunal For Newspaper Employees, Islamabad.	2	0	1	0	0	0	3	24
Information Service Academy, Islamabad.	7	3	1	1	1	0	13	43
Press Information Department, Islamabad.	0	0	0	0	0	0	0	740
Office of the Press Registrar, Islamabad.	0	0	1	1	0	0	2	2
18. Information Technology and Telecommunications Division.	19	25	4	3	1	1	53	193
Main, Islamabad.	9	9	2	2	1	1	24	142
National Information Technology Board, Islamabad.	10	16	2	1	0	0	29	51
19. Inter Provincial Coordination Division.	46	25	14	6	3	1	95	430
Main, Islamabad.	23	16	13	4	3	1	60	311
Inter Board Committee of Chairman, Islamabad.	4	3	0	1	0	0	8	59
National Internship Programme, Islamabad.	19	6	1	1	0	0	27	60
20. Interior Division	2390	768	343	43	12	3	3559	214464
Main, Islamabad.	30	29	11	6	4	2	82	713
Directorate General of Civil Defence Islamabad, Lahore, Karachi, Peshawar, Quetta, AJ&K, Muzaffarabad.	14	2	3	1	0	0	20	351

TABLE-24
SANCTIONED STRENGTH BY BASIC SCALE AND DIVISION / ATTACHED DEPARTMENTS / SUBORDINATE OFFICES

BASIC SCALE 1 TO 16																	
DIVISION / OFFICE	1	2	3	4	5	6	7	8	9	10	11	12	13	14	15	16	SUB. TOTAL
Directorate General of Immigration and Passports, HQ Islamabad.	180	60	0	128	6	0	0	0	229	45	626	38	0	29	31	63	1435
Federal Investigation Agency, HQ Islamabad.	0	273	17	19	1296	0	345	0	628	4	135	38	0	524	0	437	3716
Islamabad Capital Territory Administration, Islamabad.	207	121	11	59	7833	46	1522	42	1189	0	36	122	0	579	22	207	11996
National Academy for Prisons Administration, Lahore.	15	1	0	2	12	0	5	0	5	0	3	2	0	2	0	4	51
Gilgit Baltistan Scouts HQ, Gilgit.	0	140	0	0	1193	394	366	122	100	0	64	0	16	47	2	4	2448
HQ Frontier Constabulary KP, Peshawar.	92	549	59	0	0	16966	2060	1357	1258	0	504	127	2	21	21	8	23024
HQ Frontier Corps Balochistan, Quetta.	0	2	5	2940	27955	8735	6790	1627	2825	130	1561	12	189	815	34	116	53736
HQ Pakistan Rangers Punjab, Lahore.	0	1288	0	0	12046	3447	2917	1376	725	0	249	0	595	0	0	408	23051
HQ Pakistan Rangers Sindh, Karachi.	0	1453	0	0	13351	4194	3071	1389	937	0	298	0	751	0	0	446	25890
Pakistan Coast Guards, Karachi.	0	0	0	198	2056	574	563	178	183	0	117	3	0	81	3	13	3969
HQ Frontier Corps KP, Peshawar.	0	3568	0	493	31433	10252	6762	5230	384	72	1328	0	0	982	15	108	60627
21. Kashmir Affairs & Gilgit Baltistan Division.	1153	5542	858	331	6834	691	2606	351	4118	89	5611	664	0	2938	155	2088	34029
Main, Islamabad.	5	15	3	6	1	1	3	0	11	0	5	0	0	14	2	24	90
Directorate of Health Services AK, Rawalpindi	0	3	4	1	0	0	1	1	1	1	0	0	0	2	0	0	14
Jammu and Kashmir Refugees Rehabilitation Organization, Islamabad	0	3	1	0	0	0	2	0	2	0	1	0	0	1	0	1	11
Office of the Administrator J & K State Property in Pakistan, Lahore.	28	0	0	6	13	0	0	0	4	8	5	4	0	1	3	3	75
Office of the Chief Secretary, Gilgit Baltistan	1120	5521	850	318	6820	690	2600	350	4100	80	5600	660	0	2920	150	2060	33839
22. Law & Justice Division	435	727	180	266	132	5	411	26	452	22	138	16	1	135	44	479	3469
Main, Islamabad.	160	107	30	71	0	0	12	2	196	0	34	7	0	58	1	279	957
Accountability Courts, (Over all Pakistan).	32	43	14	11	11	0	22	0	23	0	23	4	0	18	4	18	223

TABLE-24
SANCTIONED STRENGTH BY BASIC SCALE AND DIVISION / ATTACHED DEPARTMENTS / SUBORDINATE OFFICES

DIVISION / OFFICE	BASIC SCALE 17 TO 22							G. TOTAL BS 1-22
	17	18	19	20	21	22	SUB.TOTAL	
Directorate General of Immigration and Passports, HQ Islamabad.	270	27	8	1	0	0	306	1741
Federal Investigation Agency, HQ Islamabad.	238	60	27	18	3	1	347	4063
Islamabad Capital Territory Administration, Islamabad.	140	39	16	3	2	0	200	12196
National Academy for Prisons Administration, Lahore.	5	0	1	1	0	0	7	58
Gilgit Baltistan Scouts HQ, Gilgit.	6	31	10	1	0	0	48	2496
HQ Frontier Constabulary KP, Peshawar.	49	20	1	2	1	0	73	23097
HQ Frontier Corps Balochistan, Quetta.	282	127	85	2	0	0	496	54232
HQ Pakistan Rangers Punjab, Lahore.	315	42	5	0	0	0	362	23413
HQ Pakistan Rangers Sindh, Karachi.	369	112	63	2	1	0	547	26437
Pakistan Coast Guards, Karachi.	49	39	9	1	0	0	98	4067
HQ Frontier Corps KP, Peshawar.	623	240	104	5	1	0	973	61600
21. Kashmir Affairs & Gilgit Baltistan Division.	1479	656	216	22	3	1	2377	36406
Main, Islamabad.	15	5	5	2	1	1	29	119
Directorate of Health Services AK, Rawalpindi	1	0	0	0	0	0	1	15
Jammu and Kashmir Refugees Rehabilitation Organization, Islamabad	0	0	0	0	0	0	0	11
Office of the Administrator J & K State Property in Pakistan, Lahore.	3	1	1	0	0	0	5	80
Office of the Chief Secretary, Gilgit Baltistan	1460	650	210	20	2	0	2342	36181
22. Law & Justice Division	134	93	54	121	203	13	618	4087
Main, Islamabad.	42	18	15	6	7	1	89	1046
Accountability Courts, (Over all Pakistan).	3	15	1	0	21	0	40	263

TABLE-24
SANCTIONED STRENGTH BY BASIC SCALE AND DIVISION / ATTACHED DEPARTMENTS / SUBORDINATE OFFICES

BASIC SCALE 1 TO 16																	
DIVISION / OFFICE	1	2	3	4	5	6	7	8	9	10	11	12	13	14	15	16	SUB. TOTAL
Appellate Tribunal Inland Revenue Islamabad, Rawalpindi, Karachi, Peshawar, Lahore.	6	155	59	1	28	3	100	0	40	20	0	0	1	2	0	50	465
Banking Courts, (Over all Pakistan)	14	157	28	3	25	1	59	19	87	2	27	0	0	9	5	24	460
Commercial Courts, Karachi, Lahore.	0	3	1	0	0	0	1	0	1	0	2	0	0	0	2	0	10
Customs, Excise & Sales Tax Appellate Tribunal, (Over all Pakistan)	7	41	16	4	12	0	24	0	16	0	0	0	0	0	4	20	144
Drug Courts, (Over all Pakistan).	7	15	5	3	3	1	14	0	6	0	5	2	0	3	2	5	71
Environmental Protection Tribunal Karachi, Lahore, Peshawar, Quetta	14	26	0	7	5	0	4	0	4	0	4	0	0	4	3	9	80
Federal Service Tribunal, Islamabad	31	12	0	16	0	0	0	0	12	0	9	1	0	3	1	22	107
Federal Shariat Court, Islamabad.	0	73	13	0	23	0	0	0	31	0	10	0	0	3	19	15	187
Foreign Exchange Regulation Appellate Board, Karachi, Lahore.	1	2	1	0	0	0	1	0	1	0	0	0	0	0	0	0	6
Insurance Appellate Tribunal, Karachi.	0	2	0	0	1	0	0	0	2	0	1	0	0	0	0	2	8
Law & Justice Commission of Pakistan, Islamabad.	3	11	1	1	1	0	2	0	7	0	5	0	0	2	0	13	46
Office of the Attorney General / Deputy Attorney General's and Standing Council, Head Office, Islamabad.	147	6	0	147	0	0	147	0	5	0	0	0	0	14	0	0	466
Regional Directorate of Human Rights, Lahore, Karachi, Peshawar, Quetta.	4	8	0	0	4	0	0	0	0	0	0	2	0	14	1	3	36
Special Courts (CNS) (Over all Pakistan).	2	26	2	1	4	0	7	4	6	0	6	0	0	2	1	5	66
Special Courts (Customs, Taxation & Anti Smuggling) Rawalpindi, Peshawar, Lahore.	3	12	1	0	4	0	5	1	4	0	4	0	0	0	0	4	38
Special Courts (Offences in Banks), Lahore, Peshawar, Karachi.	3	11	4	0	3	0	5	0	3	0	2	0	0	1	1	3	36
Special Courts Central, (Over all Pakistan).	1	17	5	1	8	0	8	0	8	0	6	0	0	2	0	7	63

TABLE-24
SANCTIONED STRENGTH BY BASIC SCALE AND DIVISION / ATTACHED DEPARTMENTS / SUBORDINATE OFFICES

DIVISION / OFFICE	BASIC SCALE 17 TO 22							G. TOTAL BS 1-22
	17	18	19	20	21	22	SUB.TOTAL	
Appellate Tribunal Inland Revenue Islamabad, Rawalpindi, Karachi, Peshawar, Lahore.	23	5	8	0	39	1	76	541
Banking Courts, (Over all Pakistan)	7	0	1	0	27	0	35	495
Commercial Courts, Karachi, Lahore.	0	0	1	0	2	0	3	13
Customs, Excise & Sales Tax Appellate Tribunal, (Over all Pakistan)	8	5	3	0	15	1	32	176
Drug Courts, (Over all Pakistan).	3	1	5	1	6	0	16	87
Environmental Protection Tribunal Karachi, Lahore, Peshawar, Quetta	5	1	0	4	7	1	18	98
Federal Service Tribunal, Islamabad	8	6	7	0	7	3	31	138
Federal Shariat Court, Islamabad.	16	25	8	6	2	1	58	245
Foreign Exchange Regulation Appellate Board, Karachi, Lahore.	0	0	0	0	2	0	2	8
Insurance Appellate Tribunal, Karachi.	0	0	0	1	1	0	2	10
Law & Justice Commission of Pakistan, Islamabad.	9	5	5	3	1	0	23	69
Office of the Attorney General/ Deputy Attorney General's and Standing Council, Head Office, Islamabad.	0	0	0	100	42	5	147	613
Regional Directorate of Human Rights, Lahore, Karachi, Peshawar, Quetta.	3	8	0	0	4	0	15	51
Special Courts (CNS) (Over all Pakistan).	3	3	0	0	6	0	12	78
Special Courts (Customs, Taxation & Anti Smuggling) Rawalpindi, Peshawar, Lahore.	0	0	0	0	3	0	3	41
Special Courts (Offences in Banks), Lahore, Peshawar, Karachi.	4	0	0	0	3	0	7	43
Special Courts Central, (Over all Pakistan).	0	1	0	0	8	0	9	72

TABLE-24
SANCTIONED STRENGTH BY BASIC SCALE AND DIVISION / ATTACHED DEPARTMENTS / SUBORDINATE OFFICES

BASIC SCALE 1 TO 16																	
DIVISION / OFFICE	1	2	3	4	5	6	7	8	9	10	11	12	13	14	15	16	SUB. TOTAL
23. Maritime Affairs Division.	52	54	20	53	19	7	16	2	38	20	38	35	6	25	4	71	460
Main, Islamabad.	0	28	0	33	0	5	0	0	13	1	5	0	0	19	2	45	151
Directorate of Dock Workers Safety, Karachi	1	4	5	2	2	1	1	0	4	0	3	0	0	3	1	4	31
Government Shipping Office, Karachi	0	3	3	0	2	0	0	0	7	2	7	0	0	0	0	1	25
Marine Biological Research Laboratory, Karachi.	9	3	1	1	4	0	2	2	2	3	0	0	4	0	0	3	34
Marine Fisheries Department, Karachi.	39	13	2	8	0	0	12	0	7	11	16	34	2	3	0	16	163
Mercantile Marine Department, Karachi.	3	3	9	9	11	1	1	0	5	3	7	1	0	0	1	2	56
24. Narcotics Control Division	353	25	2	138	814	0	718	89	159	0	191	10	0	311	0	202	3012
Main, Islamabad.	11	25	2	7	0	0	16	0	5	0	0	10	0	16	0	9	101
Anti Narcotics Force, Rawalpindi.	342	0	0	131	814	0	702	89	154	0	191	0	0	295	0	193	2911
25. National Food Security & Research Division.	189	283	18	76	164	15	69	6	103	32	61	6	38	60	31	165	1316
Main, Islamabad.	36	13	5	19	6	0	0	0	20	0	13	0	0	26	21	21	180
Agriculture Policy Institute, Islamabad.	0	27	0	9	0	0	0	0	7	0	1	0	0	3	0	20	67
Animal Quarantine Department, Karachi.	54	0	0	0	18	0	17	0	0	0	7	0	0	9	0	10	115
Department of Plant Protection, Karachi.	0	227	13	0	97	15	51	0	40	19	23	0	34	5	0	94	618
Federal Seed Certification & Registration Department,	95	1	0	46	42	0	1	6	34	13	14	0	4	15	10	13	294
National Veterinary Laboratory, Islamabad.	4	15	0	2	1	0	0	0	2	0	3	6	0	2	0	7	42
26. National Health Services Regulations & Coordination Division	386	111	5	132	42	29	72	10	151	2	18	20	10	114	2	90	1194
Main, Islamabad.	78	7	0	26	1	0	19	0	10	0	1	5	0	60	0	33	240
Directorate of Central Health Establishments, Islamabad.	286	31	0	80	12	28	39	4	133	2	0	0	10	10	0	13	648
Directorate of Malaria Control, Islamabad.	0	10	1	0	5	1	0	0	1	0	2	0	0	3	0	9	32

TABLE-24
SANCTIONED STRENGTH BY BASIC SCALE AND DIVISION / ATTACHED DEPARTMENTS / SUBORDINATE OFFICES

DIVISION / OFFICE	BASIC SCALE 17 TO 22						SUB.TOTAL	G. TOTAL BS 1-22
	17	18	19	20	21	22		
23. Maritime Affairs Division.	27	31	11	5	4	1	79	539
Main, Islamabad.	12	14	5	4	4	1	40	191
Directorate of Dock Workers Safety, Karachi	2	1	1	0	0	0	4	35
Government Shipping Office, Karachi	0	1	1	0	0	0	2	27
Marine Biological Research Laboratory, Karachi.	3	0	0	0	0	0	3	37
Marine Fisheries Department, Karachi.	10	11	4	1	0	0	26	189
Mercantile Marine Department, Karachi.	0	4	0	0	0	0	4	60
24. Narcotics Control Division	144	72	28	12	3	1	260	3272
Main, Islamabad.	6	9	6	0	1	1	23	124
Anti Narcotics Force, Rawalpindi.	138	63	22	12	2	0	237	3148
25. National Food Security & Research Division.	175	59	38	30	2	1	305	1621
Main, Islamabad.	29	7	9	8	1	1	55	235
Agriculture Policy Institute, Islamabad.	6	12	11	4	1	0	34	101
Animal Quarantine Department, Karachi.	13	9	1	0	0	0	23	138
Department of Plant Protection, Karachi.	37	11	8	16	0	0	72	690
Federal Seed Certification & Registration Department,	83	17	7	1	0	0	108	402
National Veterinary Laboratory, Islamabad.	7	3	2	1	0	0	13	55
26. National Health Services Regulations & Coordination Division	175	59	36	10	2	2	284	1478
Main, Islamabad.	32	20	19	5	1	1	78	318
Directorate of Central Health Establishments, Islamabad.	106	12	2	0	0	0	120	768
Directorate of Malaria Control, Islamabad.	2	3	1	0	0	0	6	38

TABLE-24
SANCTIONED STRENGTH BY BASIC SCALE AND DIVISION / ATTACHED DEPARTMENTS / SUBORDINATE OFFICES

BASIC SCALE 1 TO 16																	
DIVISION / OFFICE	1	2	3	4	5	6	7	8	9	10	11	12	13	14	15	16	SUB. TOTAL
Directorate of Central Warehouse & Supplies, Karachi.	0	17	1	6	2	0	0	0	2	0	3	1	0	3	0	1	36
Expanded Programme on Immunization, Islamabad.	0	21	0	0	10	0	1	0	0	0	5	6	0	14	0	5	62
National Aids Control Programme, Islamabad.	0	2	0	0	1	0	1	1	0	0	1	2	0	0	0	4	12
National Health Information Resource Centre, Islamabad.	8	0	0	4	0	0	0	0	0	0	0	0	0	3	0	2	17
National Health Emergency Preparedness & Response Network, Islamabad.	2	6	0	9	0	0	6	0	2	0	0	0	0	9	0	6	40
National Research Institute Fertility Care, Karachi.	0	14	3	0	10	0	4	5	0	0	5	2	0	10	0	8	61
National Institute of Population Studies, Islamabad.	12	3	0	7	1	0	2	0	3	0	1	4	0	2	2	9	46
27. National History & Literary Heritage Division	88	41	15	15	17	0	27	1	40	3	35	14	10	36	33	63	438
Main, Islamabad.	30	3	0	9	0	0	0	0	10	0	5	0	0	12	15	11	95
Department of Archaeology & Museums, Islamabad.	23	7	0	3	6	0	4	1	12	1	8	1	2	4	9	9	90
National Language Promotion Department, Islamabad.	24	0	3	0	0	0	7	0	4	0	12	0	0	8	6	16	80
National Library of Pakistan, Islamabad.	9	7	9	1	8	0	9	0	11	0	2	7	1	2	0	15	81
Urdu Dictionary Board, Karachi.	2	6	2	0	0	0	6	0	1	0	7	3	7	2	1	9	46
Urdu Science Board, Lahore.	0	18	1	2	3	0	1	0	2	2	1	3	0	8	2	3	46
28. National Security Division, Islamabad.	6	1	2	1	1	1	0	0	0	0	0	0	0	0	0	5	17
29. Overseas Pakistanis and Human Resource Development Division	115	93	11	42	12	7	20	0	73	1	45	38	0	83	57	134	731
Main, Islamabad.	33	37	11	10	7	7	5	0	32	0	11	0	0	33	18	58	262
Bureau of Emigration & Overseas Employment, Islamabad.	82	1	0	19	0	0	0	0	33	0	23	38	0	36	38	59	329
National Industrial Relations Commission, Islamabad.	0	55	0	13	5	0	15	0	8	1	11	0	0	14	1	17	140
30. Parliamentary Affairs Division, Islamabad.	44	7	0	15	1	0	0	0	11	0	8	0	0	15	15	22	138

TABLE-24
SANCTIONED STRENGTH BY BASIC SCALE AND DIVISION / ATTACHED DEPARTMENTS / SUBORDINATE OFFICES

DIVISION / OFFICE	BASIC SCALE 17 TO 22							G. TOTAL BS 1-22
	17	18	19	20	21	22	SUB.TOTAL	
Directorate of Central Warehouse & Supplies, Karachi.	1	2	1	0	0	0	4	40
Expanded Programme on Immunization, Islamabad.	11	5	2	1	0	0	19	81
National Aids Control Programme, Islamabad.	2	1	1	0	0	0	4	16
National Health Information Resource Centre, Islamabad.	2	2	2	1	0	0	7	24
National Health Emergency Preparedness & Response Network, Islamabad.	1	5	1	1	0	0	8	48
National Research Institute Fertility Care, Karachi.	7	4	3	0	0	0	14	75
National Institute of Population Studies, Islamabad.	11	5	4	2	1	1	24	70
27. National History & Literary Heritage Division	57	21	13	4	2	1	98	536
Main, Islamabad.	10	5	5	2	0	1	23	118
Department of Archaeology & Museums, Islamabad.	6	2	1	1	0	0	10	100
National Language Promotion Department, Islamabad.	12	6	4	1	0	0	23	103
National Library of Pakistan, Islamabad.	12	4	2	0	0	0	18	99
Urdu Dictionary Board, Karachi.	5	3	0	0	1	0	9	55
Urdu Science Board, Lahore.	12	1	1	0	1	0	15	61
28. National Security Division, Islamabad.	2	5	0	1	2	1	11	28
29. Overseas Pakistanis and Human Resource Development Division	78	30	24	5	11	2	150	881
Main, Islamabad.	24	9	13	3	1	1	51	313
Bureau of Emigration & Overseas Employment, Islamabad.	44	21	9	1	1	0	76	405
National Industrial Relations Commission, Islamabad.	10	0	2	1	9	1	23	163
30. Parliamentary Affairs Division, Islamabad.	18	3	7	3	0	2	33	171

TABLE-24
SANCTIONED STRENGTH BY BASIC SCALE AND DIVISION / ATTACHED DEPARTMENTS / SUBORDINATE OFFICES

BASIC SCALE 1 TO 16																	
DIVISION / OFFICE	1	2	3	4	5	6	7	8	9	10	11	12	13	14	15	16	SUB. TOTAL
31. Petroleum and Natural Resources Division.	206	109	152	102	46	14	65	0	99	3	76	3	2	63	9	136	1085
Main, Islamabad.	71	12	11	15	4	3	0	0	26	0	12	0	0	41	8	63	266
Central Inspectorate of Mines, Islamabad.	0	3	1	1	1	0	1	0	2	0	2	0	0	1	0	1	13
Geological Survey of Pakistan, Quetta.	135	94	140	86	41	11	64	0	71	3	62	3	2	21	1	72	806
32. Planning Development and Reform Division	461	289	184	151	756	364	1160	366	384	55	332	112	105	373	117	440	5649
Main, Islamabad.	207	17	0	48	2	0	0	0	61	0	30	0	1	72	0	190	628
Jawaid Azfar Computer Centre, Islamabad.	5	0	0	0	0	0	0	0	1	0	1	0	0	1	2	2	12
National Fertilizer Development Centre, Islamabad.	0	14	0	0	4	0	2	0	2	0	2	1	0	4	0	5	34
National Logistic Cell, Rawalpindi.	241	248	184	102	748	364	1155	366	318	55	299	110	104	292	115	238	4939
Pakistan Planning and Management Institute, Islamabad.	8	10	0	1	2	0	3	0	2	0	0	1	0	4	0	5	36
33. Privatization Division, Islamabad.	0	20	3	0	7	0	1	0	13	0	3	0	0	4	5	10	66
34. Postal Services Division	1524	5948	679	573	142	217	6412	707	12234	27	587	182	0	1308	51	50	30641
Main, Islamabad.	0	0	16	0	4	0	0	0	4	0	3	0	0	4	5	5	41
Pakistan Post Office Department, (Over all Pakistan).	1524	5948	663	573	138	217	6412	707	12230	27	584	182	0	1304	46	45	30600
35. Power Division	15	38	0	5	0	0	11	0	15	0	6	0	0	16	2	52	160
Main, Islamabad.	1	37	0	0	0	0	11	0	14	0	4	0	0	16	2	40	125
National Energy Conservation Centre (ENERCON), Islamabad	14	1	0	5	0	0	0	0	1	0	2	0	0	0	0	12	35
36. Religious Affairs and Inter-faith Harmony Division.	122	56	8	41	17	4	9	4	50	4	36	3	2	48	52	81	537
Main, Islamabad.	87	27	2	30	3	3	2	0	40	0	25	3	0	34	48	65	369
Directorate of Hajj, (Over all Pakistan).	35	29	6	11	14	1	7	4	10	4	11	0	2	14	4	16	168
37. Revenue Division	3219	914	955	1192	3824	1	2493	34	2485	58	21	509	7	1768	114	7659	25253
Main, Islamabad.	3	1	6	2	3	0	1	0	6	0	0	0	0	5	0	8	35

TABLE-24
SANCTIONED STRENGTH BY BASIC SCALE AND DIVISION / ATTACHED DEPARTMENTS / SUBORDINATE OFFICES

DIVISION / OFFICE	BASIC SCALE 17 TO 22							G. TOTAL BS 1-22
	17	18	19	20	21	22	SUB.TOTAL	
31. Petroleum and Natural Resources Division.	211	91	36	13	3	2	356	1441
Main, Islamabad.	43	30	18	9	2	2	104	370
Central Inspectorate of Mines, Islamabad.	1	1	1	0	0	0	3	16
Geological Survey of Pakistan, Quetta.	167	60	17	4	1	0	249	1055
32. Planning Development and Reform Division	234	257	166	58	9	2	726	6375
Main, Islamabad.	97	137	61	35	7	2	339	967
Jawaid Azfar Computer Centre, Islamabad.	1	3	0	0	1	0	5	17
National Fertilizer Development Centre, Islamabad.	3	4	3	1	0	0	11	45
National Logistic Cell, Rawalpindi.	131	111	100	21	1	0	364	5303
Pakistan Planning and Management Institute, Islamabad.	2	2	2	1	0	0	7	43
33. Privatization Division, Islamabad.	2	4	3	0	1	1	11	77
34. Postal Services Division	139	62	34	17	8	3	263	30904
Main, Islamabad.	0	7	2	1	0	1	11	52
Pakistan Post Office Department, (Over all Pakistan).	139	55	32	16	8	2	252	30852
35. Power Division	2	23	9	10	3	2	49	209
Main, Islamabad.	0	22	5	6	2	2	37	162
National Energy Conservation Centre (ENERCON), Islamabad	2	1	4	4	1	0	12	47
36. Religious Affairs and Inter-faith Harmony Division.	38	36	16	5	3	1	99	636
Main, Islamabad.	29	29	11	5	3	1	78	447
Directorate of Hajj, (Over all Pakistan).	9	7	5	0	0	0	21	189
37. Revenue Division	1076	652	468	251	75	10	2532	27785
Main, Islamabad.	3	2	2	2	1	1	11	46

TABLE-24
SANCTIONED STRENGTH BY BASIC SCALE AND DIVISION / ATTACHED DEPARTMENTS / SUBORDINATE OFFICES

BASIC SCALE 1 TO 16																	
DIVISION / OFFICE	1	2	3	4	5	6	7	8	9	10	11	12	13	14	15	16	SUB.
Federal Board of Revenue (Customs, Central Excise Sales Tax & Incom Tax Department), HQ, Islamabad	3216	913	949	1190	3821	1	2492	34	2479	58	21	509	7	1763	114	7651	25218
38. Railways Division	16086	13701	2521	7460	13101	13609	3020	2747	4491	1258	2950	1716	1135	3265	600	3000	90660
Main, Islamabad.	44	13	0	19	0	1	14	0	9	0	0	3	0	62	0	25	190
Pakistan Railways HQ, Lahore.	16042	13688	2521	7441	13101	13608	3006	2747	4482	1258	2950	1713	1135	3203	600	2975	90470
39. Science & Technology Division, Islamabad.	57	4	0	15	0	1	0	0	9	0	2	0	0	19	9	45	161
40. States and Frontier Regions Division.	23	138	7	5	301	15	98	0	107	0	32	0	0	56	10	77	869
Main, Islamabad.	1	31	2	3	10	0	13	0	8	0	0	0	0	17	4	28	117
Chief Commissioner for Afghan Refugees, Islamabad, Lahore, Quetta, Karachi, Peshawar.	22	107	5	2	291	15	85	0	99	0	32	0	0	39	6	49	752
41. Statistics Division	170	119	121	152	39	15	12	8	280	7	149	174	13	244	325	1187	3015
Main, Islamabad.	0	0	26	0	6	0	1	0	6	0	4	0	0	7	0	17	67
Pakistan Bureau of Statistics, Islamabad.	170	119	95	152	33	15	11	8	274	7	145	174	13	237	325	1170	2948
42. Textile Industry Division	10	52	3	2	16	0	6	0	21	0	13	7	0	22	17	27	196
Main, Islamabad.	0	51	3	0	16	0	0	0	11	0	12	0	0	15	17	18	143
Textile Commissioner's Organization, Karachi.	10	1	0	2	0	0	6	0	10	0	1	7	0	7	0	9	53
43. Water Resources Division	45	21	2	18	4	1	0	0	11	0	14	1	2	14	11	52	196
Main, Islamabad.	5	0	2	0	0	0	0	0	0	0	0	0	0	7	1	14	29
Office of the Chief Engineering Adviser Chairman Federal Flood Commission, Islamabad.	40	2	0	12	1	0	0	0	5	0	9	0	1	5	9	32	116
Pakistan Commissioner for Indus Waters, Lahore.	0	19	0	6	3	1	0	0	6	0	5	1	1	2	1	6	51
44. President's Secretariat (Public), Islamabad.	71	4	8	63	1	0	2	0	19	1	17	2	0	15	1	66	270
45. President's Secretariat (Personal), Islamabad.	88	50	64	28	89	20	23	12	38	1	23	4	0	18	3	35	496

TABLE-24
SANCTIONED STRENGTH BY BASIC SCALE AND DIVISION / ATTACHED DEPARTMENTS / SUBORDINATE OFFICES

DIVISION / OFFICE	BASIC SCALE 17 TO 22							G. TOTAL BS 1-22
	17	18	19	20	21	22	SUB.TOTAL	
Federal Board of Revenue (Customs, Central Excise Sales Tax & Incom Tax Department), HQ, Islamabad	1073	650	466	249	74	9	2521	27739
38. Railways Division	1097	740	153	78	13	3	2084	92744
Main, Islamabad.	0	34	10	3	2	1	50	240
Pakistan Railways HQ, Lahore.	1097	706	143	75	11	2	2034	92504
39. Science & Technology Division, Islamabad.	14	11	10	7	1	1	44	205
40. States and Frontier Regions Division.	50	28	9	6	1	1	95	964
Main, Islamabad.	0	18	6	2	0	1	27	144
Chief Commissioner for Afghan Refugees, Islamabad, Lahore, Quetta, Karachi, Peshawar.	50	10	3	4	1	0	68	820
41. Statistics Division	518	107	42	20	0	1	688	3703
Main, Islamabad.	8	0	1	1	0	1	11	78
Pakistan Bureau of Statistics, Islamabad.	510	107	41	19	0	0	677	3625
42. Textile Industry Division	12	16	7	5	0	1	41	237
Main, Islamabad.	8	13	5	4	0	1	31	174
Textile Commissioner's Organization, Karachi.	4	3	2	1	0	0	10	63
43. Water Resources Division	24	15	14	8	3	1	65	261
Main, Islamabad.	10	0	3	2	0	1	16	45
Office of the Chief Engineering Adviser Chairman Federal Flood Commission, Islamabad.	10	12	8	5	2	0	37	153
Pakistan Commissioner for Indus Waters, Lahore.	4	3	3	1	1	0	12	63
44. President's Secretariat (Public), Islamabad.	8	16	18	8	3	3	56	326
45. President's Secretariat (Personal), Islamabad.	10	20	7	3	0	0	40	536

TABLE-24
SANCTIONED STRENGTH BY BASIC SCALE AND DIVISION / ATTACHED DEPARTMENTS / SUBORDINATE OFFICES

BASIC SCALE 1 TO 16																	
DIVISION / OFFICE	1	2	3	4	5	6	7	8	9	10	11	12	13	14	15	16	SUB. TOTAL
46. Prime Minister's Office (Public)	114	30	5	68	8	0	1	0	38	0	33	4	1	31	47	114	494
Main, Islamabad.	27	24	0	35	1	0	0	0	15	0	13	4	0	10	7	67	203
Board of Investment, Islamabad.	77	0	3	26	0	0	0	0	18	0	17	0	1	18	34	35	229
National Commission for Government Reforms, Islamabad.	2	4	2	2	5	0	0	0	3	0	2	0	0	2	4	2	28
Prime Minister's Inspection Commission, Islamabad.	8	2	0	5	2	0	1	0	2	0	1	0	0	1	2	10	34
47. Prime Minister's Office (Internal), Islamabad.	188	13	3	68	58	6	8	7	52	5	24	1	0	15	25	19	492
48. National Assembly Secretariat, Islamabad.	229	36	0	129	10	0	181	0	37	1	27	10	0	135	32	157	984
49. Senate Secretariat, Islamabad.	228	32	0	143	1	1	17	0	117	0	24	3	0	57	86	150	859
50. Election Commission of Pakistan	64	223	393	18	46	186	5	10	296	0	300	0	175	122	41	281	2160
Main, Islamabad.	4	56	35	5	16	9	2	4	23	0	18	0	3	25	10	58	268
Provincial Election Commissioners, Punjab, Sindh, KP, Balochistan.	60	167	358	13	30	177	3	6	273	0	282	0	172	97	31	223	1892
51. Wafaqi Mohtasib (Ombudsman)'s Secretariat, Islamabad.	179	22	0	61	0	0	2	1	38	1	59	6	0	45	0	127	541
52. Supreme Court of Pakistan, Islamabad.	0	66	159	49	25	48	40	39	57	5	24	7	10	53	21	82	685
53. Federal Tax Ombudsman Secretariat, Islamabad.	51	30	6	0	19	9	1	0	22	0	17	0	0	22	2	37	216
54. National Accountability Bureau, Islamabad.	405	40	7	198	4	10	1	0	107	0	84	48	0	187	116	354	1561
G. SUB. TOTAL	83604	53634	10370	28033	138092	64547	57615	16405	47240	4693	27450	6016	3460	28370	3992	47806	621327

TABLE-24
SANCTIONED STRENGTH BY BASIC SCALE AND DIVISION / ATTACHED DEPARTMENTS / SUBORDINATE OFFICES

DIVISION / OFFICE	BASIC SCALE 17 TO 22							G. TOTAL BS 1-22
	17	18	19	20	21	22	SUB.TOTAL	
46. Prime Minister's Office (Public)	30	31	37	21	4	4	127	621
Main, Islamabad.	8	9	21	12	2	1	53	256
Board of Investment, Islamabad.	17	19	12	5	2	1	56	285
National Commission for Government Reforms, Islamabad.	3	0	2	1	0	1	7	35
Prime Minister's Inspection Commission, Islamabad.	2	3	2	3	0	1	11	45
47. Prime Minister's Office (Internal), Islamabad.	5	5	1	0	0	0	11	503
48. National Assembly Secretariat, Islamabad.	138	66	46	19	5	2	276	1260
49. Senate Secretariat, Islamabad.	124	38	30	17	4	3	216	1075
50. Election Commission of Pakistan	174	212	63	15	8	1	473	2633
Main, Islamabad.	24	35	16	11	4	1	91	359
Provincial Election Commissioners, Punjab, Sindh, KP, Balochistan.	150	177	47	4	4	0	382	2274
51. Wafaqi Mohtasib (Ombudsman)'s Secretariat, Islamabad.	100	19	19	16	9	1	164	705
52. Supreme Court of Pakistan, Islamabad.	49	31	50	9	3	2	144	829
53. Federal Tax Ombudsman Secretariat, Islamabad.	56	6	4	2	0	2	70	286
54. National Accountability Bureau, Islamabad.	264	214	130	37	12	0	657	2218
G. SUB. TOTAL	22699	10439	4030	1496	550	116	39330	660657

TABLE-25																		
DOMICILE WISE ACTUAL STRENGTH OF EMPLOYEES BY BASIC SCALE AND DIVISIONS / ATTACHED DEPARTMENTS / SUBORDINATE OFFICES																		
DIVISION/OFFICE	DOMICILE	BASIC SCALE 1 to 16																TOTAL
		1	2	3	4	5	6	7	8	9	10	11	12	13	14	15	16	
1. Aviation Division	G. TOTAL	1052	30	13	42	4798	33	1569	1	2603	1	0	71	76	1411	21	721	12442
Main, Islamabad.	TOTAL	12	5	2	2	2	0	0	0	8	0	0	0	0	6	0	23	60
	Islamabad	2	2	0	0	1	0	0	0	1	0	0	0	0	0	0	0	6
	Punjab	10	3	2	2	1	0	0	0	5	0	0	0	0	4	0	9	36
	Sindh R	0	0	0	0	0	0	0	0	1	0	0	0	0	0	0	3	4
	Sindh U	0	0	0	0	0	0	0	0	0	0	0	0	0	0	0	1	1
	KP	0	0	0	0	0	0	0	0	0	0	0	0	0	1	0	7	8
	Balochistan	0	0	0	0	0	0	0	0	1	0	0	0	0	1	0	2	4
	AJ&K	0	0	0	0	0	0	0	0	0	0	0	0	0	0	0	1	1
	GB	0	0	0	0	0	0	0	0	0	0	0	0	0	0	0	0	0
	FATA	0	0	0	0	0	0	0	0	0	0	0	0	0	0	0	0	0
Airports Security Force,	TOTAL	332	0	8	0	4756	0	1477	1	2130	1	0	0	0	1140	0	562	10407
Karachi.	Islamabad	1	0	0	0	8	0	7	0	8	0	0	0	0	2	0	1	27
	Punjab	156	0	5	0	2612	0	886	1	1300	1	0	0	0	618	0	315	5894
	Sindh R	16	0	2	0	597	0	138	0	184	0	0	0	0	125	0	54	1116
	Sindh U	74	0	0	0	394	0	110	0	177	0	0	0	0	101	0	60	916
	KP	32	0	1	0	588	0	212	0	282	0	0	0	0	186	0	81	1382
	Balochistan	32	0	0	0	268	0	35	0	65	0	0	0	0	30	0	13	443
	AJ&K	12	0	0	0	92	0	31	0	49	0	0	0	0	26	0	16	226
	GB	7	0	0	0	134	0	30	0	37	0	0	0	0	33	0	7	248
	FATA	2	0	0	0	63	0	28	0	28	0	0	0	0	19	0	15	155
Pakistan Meteorological	TOTAL	708	25	3	40	40	33	92	0	465	0	0	71	76	265	21	136	1975
Department, Islamabad.	Islamabad	15	1	0	0	1	0	2	0	6	0	0	2	0	3	0	0	30
	Punjab	192	2	2	16	22	18	44	0	232	0	0	32	42	132	9	80	823
	Sindh R	40	1	0	6	5	1	11	0	61	0	0	12	5	36	2	12	192
	Sindh U	230	17	1	6	1	7	17	0	38	0	0	8	9	21	2	21	378
	KP	90	1	0	9	4	5	8	0	65	0	0	11	10	33	3	19	258
	Balochistan	101	1	0	3	1	1	4	0	29	0	0	4	3	14	2	2	165
	AJ&K	15	2	0	0	2	1	3	0	12	0	0	1	2	6	2	0	46
	GB	25	0	0	0	4	0	3	0	22	0	0	1	5	20	1	2	83
	FATA	0	0	0	0	0	0	0	0	0	0	0	0	0	0	0	0	0
2. Cabinet Division	G. TOTAL	351	58	17	131	21	6	12	13	142	19	0	10	2	79	37	206	1147
Main, Islamabad.	TOTAL	178	32	1	112	1	0	1	0	72	1	0	6	0	67	1	165	637
	Islamabad	40	8	0	7	0	0	0	0	10	0	0	2	0	9	0	10	86
	Punjab	138	24	1	65	1	0	0	0	33	1	0	2	0	40	0	100	405
	Sindh R	0	0	0	11	0	0	0	0	5	0	0	1	0	7	0	11	35
	Sindh U	0	0	0	4	0	0	0	0	4	0	0	0	0	0	0	8	16
	KP	0	0	0	18	0	0	0	0	14	0	0	1	0	5	0	25	63
	Balochistan	0	0	0	2	0	0	0	0	1	0	0	0	0	2	0	6	11
	AJ&K	0	0	0	5	0	0	1	0	3	0	0	0	0	2	1	3	15
	GB	0	0	0	0	0	0	0	0	1	0	0	0	0	0	0	1	2
	FATA	0	0	0	0	0	0	0	0	1	0	0	0	0	2	0	1	4

TABLE-25																		
DOMICILE WISE ACTUAL STRENGTH OF EMPLOYEES BY BASIC SCALE AND DIVISIONS / ATTACHED DEPARTMENTS / SUBORDINATE OFFICES																		
DIVISION/OFFICE	DOMICILE	BASIC SCALE 1 to 16																
		1	2	3	4	5	6	7	8	9	10	11	12	13	14	15	16	TOTAL
Department of	TOTAL	30	14	12	6	3	3	0	0	16	2	15	0	0	1	28	16	146
Communications	Islamabad	0	0	0	0	0	0	0	0	0	0	0	0	0	0	0	0	0
Security, Islamabad.	Punjab	28	11	11	3	2	3	0	0	9	2	11	0	0	0	15	13	108
	Sindh R	0	0	0	0	0	0	0	0	2	0	0	0	0	0	3	1	6
	Sindh U	0	0	0	0	0	0	0	0	0	0	2	0	0	0	2	0	4
	KP	0	2	1	3	1	0	0	0	3	0	1	0	0	0	6	1	18
	Balochistan	0	0	0	0	0	0	0	0	2	0	1	0	0	0	2	1	6
	AJ&K	1	1	0	0	0	0	0	0	0	0	0	0	0	0	0	0	2
	GB	0	0	0	0	0	0	0	0	0	0	0	0	0	0	0	0	0
	FATA	1	0	0	0	0	0	0	0	0	0	0	0	0	1	0	0	2
Department of	TOTAL	102	6	1	0	1	0	1	10	25	12	20	0	0	0	8	11	197
Stationery and Forms,	Islamabad	0	0	0	0	0	0	0	0	0	0	0	0	0	0	0	0	0
Karachi.	Punjab	6	1	0	0	0	0	0	0	11	1	7	0	0	0	3	3	32
	Sindh R	3	0	0	0	0	0	0	0	2	2	1	0	0	0	0	2	10
	Sindh U	92	5	1	0	1	0	1	10	9	9	9	0	0	0	4	5	146
	KP	1	0	0	0	0	0	0	0	1	0	2	0	0	0	1	1	6
	Balochistan	0	0	0	0	0	0	0	0	1	0	1	0	0	0	0	0	2
	AJ&K	0	0	0	0	0	0	0	0	0	0	0	0	0	0	0	0	0
	GB	0	0	0	0	0	0	0	0	0	0	0	0	0	0	0	0	0
	FATA	0	0	0	0	0	0	0	0	1	0	0	0	0	0	0	0	1
National Archives of	TOTAL	23	4	0	5	6	0	9	3	6	4	5	0	2	6	0	13	86
Pakistan, Islamabad.	Islamabad	0	0	0	0	0	0	0	0	0	0	0	0	0	0	0	0	0
	Punjab	17	4	0	3	1	0	6	2	6	1	3	0	2	4	0	8	57
	Sindh R	0	0	0	0	1	0	1	0	0	0	2	0	0	0	0	2	6
	Sindh U	1	0	0	0	1	0	0	0	0	0	0	0	0	0	0	1	3
	KP	5	0	0	2	1	0	2	1	0	3	0	0	0	0	0	2	16
	Balochistan	0	0	0	0	0	0	0	0	0	0	0	0	0	1	0	0	1
	AJ&K	0	0	0	0	0	0	0	0	0	0	0	0	0	0	0	0	0
	GB	0	0	0	0	1	0	0	0	0	0	0	0	0	0	0	0	1
	FATA	0	0	0	0	1	0	0	0	0	0	0	0	0	1	0	0	2
Federal Government	TOTAL	18	2	3	8	10	3	1	0	23	0	3	4	0	5	0	1	81
Tuberculosis Centre,	Islamabad	0	0	0	0	0	0	0	0	0	0	0	0	0	0	0	0	0
Rawalpindi	Punjab	18	2	3	3	5	1	0	0	12	0	1	2	0	2	0	1	50
	Sindh R	0	0	0	1	1	0	0	0	3	0	0	1	0	0	0	0	6
	Sindh U	0	0	0	0	0	0	0	0	2	0	0	0	0	1	0	0	3
	KP	0	0	0	2	3	2	1	0	3	0	2	1	0	1	0	0	15
	Balochistan	0	0	0	1	0	0	0	0	2	0	0	0	0	1	0	0	4
	AJ&K	0	0	0	0	0	0	0	0	0	0	0	0	0	0	0	0	0
	GB	0	0	0	1	1	0	0	0	0	0	0	0	0	0	0	0	2
	FATA	0	0	0	0	0	0	0	0	1	0	0	0	0	0	0	0	1

TABLE-25
DOMICILE WISE ACTUAL STRENGTH OF EMPLOYEES BY BASIC SCALE AND DIVISIONS / ATTACHED DEPARTMENTS / SUBORDINATE OFFICES

DIVISION/OFFICE	DOMICILE	BASIC SCALE 1 to 16																
		1	2	3	4	5	6	7	8	9	10	11	12	13	14	15	16	TOTAL
3. Capital Administration	G. TOTAL	3382	1332	199	389	129	39	832	28	913	16	166	248	11	1544	47	4468	13743
& Development Division	TOTAL	3	15	12	7	10	0	12	0	7	0	1	0	0	35	2	24	128
Main, Islamabad.	Islamabad	1	5	5	3	3	0	5	0	0	0	1	0	0	8	1	2	34
	Punjab	1	9	3	1	2	0	5	0	4	0	0	0	0	17	1	17	60
	Sindh R	0	0	0	1	1	0	0	0	1	0	0	0	0	2	0	0	5
	Sindh U	0	0	0	0	0	0	0	0	0	0	0	0	0	2	0	0	2
	KP	1	0	2	1	1	0	0	0	1	0	0	0	0	2	0	5	13
	Balochistan	0	0	0	0	0	0	0	0	0	0	0	0	0	2	0	0	2
	AJ&K	0	1	2	1	3	0	2	0	0	0	0	0	0	1	0	0	10
	GB	0	0	0	0	0	0	0	0	1	0	0	0	0	0	0	0	1
	FATA	0	0	0	0	0	0	0	0	0	0	0	0	0	1	0	0	1
Department of Libraries,	TOTAL	23	3	1	2	6	0	0	0	12	0	4	1	0	2	0	8	62
Islamabad.	Islamabad	9	2	0	0	1	0	0	0	1	0	1	0	0	0	0	1	15
	Punjab	6	1	1	1	4	0	0	0	9	0	3	0	0	2	0	4	31
	Sindh R	1	0	0	0	0	0	0	0	1	0	0	1	0	0	0	1	4
	Sindh U	0	0	0	0	0	0	0	0	0	0	0	0	0	0	0	1	1
	KP	5	0	0	0	1	0	0	0	0	0	0	0	0	0	0	0	6
	Balochistan	0	0	0	1	0	0	0	0	0	0	0	0	0	0	0	1	2
	AJ&K	2	0	0	0	0	0	0	0	1	0	0	0	0	0	0	0	3
	GB	0	0	0	0	0	0	0	0	0	0	0	0	0	0	0	0	0
	FATA	0	0	0	0	0	0	0	0	0	0	0	0	0	0	0	0	0
Department of Tourist	TOTAL	1	5	0	4	0	0	0	0	2	0	1	0	0	3	2	6	24
Services, Islamabad.	Islamabad	1	1	0	0	0	0	0	0	0	0	0	0	0	1	0	1	4
	Punjab	0	0	0	2	0	0	0	0	2	0	0	0	0	2	1	5	12
	Sindh R	0	0	0	0	0	0	0	0	0	0	0	0	0	0	0	0	0
	Sindh U	0	0	0	0	0	0	0	0	0	0	0	0	0	0	0	0	0
	KP	0	1	0	0	0	0	0	0	0	0	1	0	0	0	1	0	3
	Balochistan	0	0	0	0	0	0	0	0	0	0	0	0	0	0	0	0	0
	AJ&K	0	2	0	2	0	0	0	0	0	0	0	0	0	0	0	0	4
	GB	0	0	0	0	0	0	0	0	0	0	0	0	0	0	0	0	0
	FATA	0	1	0	0	0	0	0	0	0	0	0	0	0	0	0	0	1
Directorate of Workers	TOTAL	0	9	0	0	8	0	0	0	4	0	3	0	0	7	0	7	38
Education, Islamabad.	Islamabad	0	0	0	0	1	0	0	0	0	0	0	0	0	1	0	0	2
	Punjab	0	8	0	0	6	0	0	0	2	0	3	0	0	4	0	6	29
	Sindh R	0	0	0	0	0	0	0	0	0	0	0	0	0	1	0	0	1
	Sindh U	0	0	0	0	0	0	0	0	0	0	0	0	0	1	0	0	1
	KP	0	1	0	0	1	0	0	0	1	0	0	0	0	0	0	1	4
	Balochistan	0	0	0	0	0	0	0	0	0	0	0	0	0	0	0	0	0
	AJ&K	0	0	0	0	0	0	0	0	1	0	0	0	0	0	0	0	1
	GB	0	0	0	0	0	0	0	0	0	0	0	0	0	0	0	0	0
	FATA	0	0	0	0	0	0	0	0	0	0	0	0	0	0	0	0	0

TABLE-25

DOMICILE WISE ACTUAL STRENGTH OF EMPLOYEES BY BASIC SCALE AND DIVISIONS / ATTACHED DEPARTMENTS / SUBORDINATE OFFICES

DIVISION/OFFICE	DOMICILE	BASIC SCALE 1 to 16																TOTAL
		1	2	3	4	5	6	7	8	9	10	11	12	13	14	15	16	
Directorate General of	TOTAL	140	51	1	36	9	2	4	2	18	0	31	0	0	84	12	66	456
Special Education,	Islamabad	40	18	0	6	1	0	0	1	6	0	10	0	0	11	3	4	100
Islamabad.	Punjab	79	24	1	16	7	1	3	1	7	0	14	0	0	48	7	46	254
	Sindh R	0	0	0	0	1	1	0	0	0	0	0	0	0	7	0	2	11
	Sindh U	2	0	0	1	0	0	1	0	1	0	2	0	0	4	2	2	15
	KP	14	6	0	7	0	0	0	0	3	0	5	0	0	9	0	10	54
	Balochistan	0	0	0	0	0	0	0	0	0	0	0	0	0	2	0	0	2
	AJ&K	4	2	0	3	0	0	0	0	1	0	0	0	0	1	0	2	13
	GB	1	1	0	2	0	0	0	0	0	0	0	0	0	1	0	0	5
	FATA	0	0	0	1	0	0	0	0	0	0	0	0	0	1	0	0	2
District Population Welfare	TOTAL	9	46	14	1	2	0	80	0	19	0	19	0	0	5	0	1	196
Office, Islamabad.	Islamabad	1	10	5	0	0	0	23	0	1	0	5	0	0	1	0	0	46
	Punjab	6	22	7	0	0	0	40	0	14	0	11	0	0	1	0	1	102
	Sindh R	1	3	0	0	0	0	5	0	0	0	0	0	0	0	0	0	9
	Sindh U	0	0	0	0	0	0	0	0	0	0	0	0	0	0	0	0	0
	KP	1	9	2	1	1	0	10	0	1	0	3	0	0	3	0	0	31
	Balochistan	0	0	0	0	1	0	1	0	0	0	0	0	0	0	0	0	2
	AJ&K	0	2	0	0	0	0	1	0	2	0	0	0	0	0	0	0	5
	GB	0	0	0	0	0	0	0	0	1	0	0	0	0	0	0	0	1
	FATA	0	0	0	0	0	0	0	0	0	0	0	0	0	0	0	0	0
Federal College of	TOTAL	21	5	0	4	1	0	7	1	0	0	4	0	0	2	0	6	51
Education, Islamabad.	Islamabad	4	0	0	0	0	0	1	0	0	0	0	0	0	0	0	0	5
	Punjab	9	3	0	4	1	0	3	1	0	0	2	0	0	0	0	5	28
	Sindh R	0	0	0	0	0	0	0	0	0	0	1	0	0	0	0	0	1
	Sindh U	0	0	0	0	0	0	1	0	0	0	0	0	0	0	0	0	1
	KP	5	2	0	0	0	0	2	0	0	0	1	0	0	2	0	1	13
	Balochistan	0	0	0	0	0	0	0	0	0	0	0	0	0	0	0	0	0
	AJ&K	3	0	0	0	0	0	0	0	0	0	0	0	0	0	0	0	3
	GB	0	0	0	0	0	0	0	0	0	0	0	0	0	0	0	0	0
	FATA	0	0	0	0	0	0	0	0	0	0	0	0	0	0	0	0	0
Federal Directorate of	TOTAL	2214	453	103	146	20	7	637	0	234	0	5	99	7	1263	5	3317	8510
Education, Islamabad.	Islamabad	2172	104	19	15	5	1	93	0	16	0	0	14	0	19	0	167	2625
	Punjab	32	210	49	74	10	4	341	0	124	0	4	55	5	734	3	2328	3973
	Sindh R	0	27	11	16	1	1	64	0	31	0	0	11	0	142	1	190	495
	Sindh U	3	26	15	15	1	0	57	0	25	0	0	9	0	113	0	132	396
	KP	5	48	8	14	3	1	37	0	23	0	1	7	2	171	1	318	639
	Balochistan	0	6	0	7	0	0	20	0	5	0	0	1	0	33	0	53	125
	AJ&K	2	26	1	5	0	0	14	0	5	0	0	1	0	36	0	46	136
	GB	0	0	0	0	0	0	0	0	0	0	0	0	0	2	0	19	21
	FATA	0	6	0	0	0	0	11	0	5	0	0	1	0	13	0	64	100

TABLE-25

DOMICILE WISE ACTUAL STRENGTH OF EMPLOYEES BY BASIC SCALE AND DIVISIONS / ATTACHED DEPARTMENTS / SUBORDINATE OFFICES

DIVISION/OFFICE	DOMICILE	BASIC SCALE 1 to 16																
		1	2	3	4	5	6	7	8	9	10	11	12	13	14	15	16	TOTAL
Federal Medical & Dental	TOTAL	8	40	0	0	11	0	7	0	5	0	0	1	0	8	0	6	86
College, Islamabad.	Islamabad	4	31	0	0	0	0	1	0	0	0	0	0	0	1	0	1	38
	Punjab	4	6	0	0	7	0	3	0	2	0	0	1	0	5	0	4	32
	Sindh R	0	1	0	0	2	0	3	0	0	0	0	0	0	1	0	1	8
	Sindh U	0	0	0	0	0	0	0	0	0	0	0	0	0	0	0	0	0
	KP	0	1	0	0	1	0	0	0	3	0	0	0	0	1	0	0	6
	Balochistan	0	0	0	0	0	0	0	0	0	0	0	0	0	0	0	0	0
	AJ&K	0	1	0	0	0	0	0	0	0	0	0	0	0	0	0	0	1
	GB	0	0	0	0	0	0	0	0	0	0	0	0	0	0	0	0	0
	FATA	0	0	0	0	1	0	0	0	0	0	0	0	0	0	0	0	1
Federal General Hospital,	TOTAL	77	37	0	9	2	0	1	0	31	0	3	8	0	1	0	34	203
Islamabad.	Islamabad	63	33	0	1	0	0	1	0	5	0	0	2	0	0	0	1	106
	Punjab	11	4	0	4	1	0	0	0	14	0	2	4	0	0	0	18	58
	Sindh R	0	0	0	3	1	0	0	0	5	0	1	0	0	1	0	8	19
	Sindh U	0	0	0	0	0	0	0	0	1	0	0	0	0	0	0	3	4
	KP	1	0	0	1	0	0	0	0	6	0	0	2	0	0	0	3	13
	Balochistan	0	0	0	0	0	0	0	0	0	0	0	0	0	0	0	0	0
	AJ&K	2	0	0	0	0	0	0	0	0	0	0	0	0	0	0	1	3
	GB	0	0	0	0	0	0	0	0	0	0	0	0	0	0	0	0	0
	FATA	0	0	0	0	0	0	0	0	0	0	0	0	0	0	0	0	0
Federal Government	TOTAL	302	166	1	93	0	14	5	0	223	4	13	55	0	40	13	271	1200
Polyclinic, Islamabad.	Islamabad	302	166	0	0	0	0	0	0	0	0	0	0	0	0	0	3	471
	Punjab	0	0	0	66	0	8	5	0	117	3	6	28	0	25	11	175	444
	Sindh R	0	0	0	1	0	1	0	0	17	0	1	5	0	2	0	27	54
	Sindh U	0	0	1	3	0	0	0	0	25	0	0	7	0	2	1	13	52
	KP	0	0	0	17	0	3	0	0	40	1	5	8	0	9	1	45	129
	Balochistan	0	0	0	1	0	1	0	0	9	0	1	3	0	0	0	0	15
	AJ&K	0	0	0	4	0	1	0	0	7	0	0	3	0	2	0	8	25
	GB	0	0	0	0	0	0	0	0	0	0	0	0	0	0	0	0	0
	FATA	0	0	0	1	0	0	0	0	8	0	0	1	0	0	0	0	10
Government Polytechnic	TOTAL	0	10	1	0	1	3	3	0	1	1	2	0	0	7	1	1	31
Institute for Women,	Islamabad	0	0	0	0	0	0	0	0	0	0	0	0	0	2	0	0	2
Islamabad.	Punjab	0	10	0	0	0	3	3	0	1	1	2	0	0	2	1	1	24
	Sindh R	0	0	0	0	0	0	0	0	0	0	0	0	0	1	0	0	1
	Sindh U	0	0	0	0	0	0	0	0	0	0	0	0	0	0	0	0	0
	KP	0	0	0	0	1	0	0	0	0	0	0	0	0	2	0	0	3
	Balochistan	0	0	0	0	0	0	0	0	0	0	0	0	0	0	0	0	0
	AJ&K	0	0	1	0	0	0	0	0	0	0	0	0	0	0	0	0	1
	GB	0	0	0	0	0	0	0	0	0	0	0	0	0	0	0	0	0
	FATA	0	0	0	0	0	0	0	0	0	0	0	0	0	0	0	0	0

TABLE-25

DOMICILE WISE ACTUAL STRENGTH OF EMPLOYEES BY BASIC SCALE AND DIVISIONS / ATTACHED DEPARTMENTS / SUBORDINATE OFFICES

DIVISION/OFFICE	DOMICILE	BASIC SCALE 1 to 16																	
		1	2	3	4	5	6	7	8	9	10	11	12	13	14	15	16	TOTAL	
National Trust for the	TOTAL	1	3	0	0	1	0	0	0	2	0	1	0	0	0	2	4	14	
Disabled, Islamabad.	Islamabad	1	0	0	0	0	0	0	0	0	0	0	0	0	0	0	0	0	1
	Punjab	0	3	0	0	1	0	0	0	1	0	1	0	0	0	1	2	9	
	Sindh R	0	0	0	0	0	0	0	0	0	0	0	0	0	0	1	0	1	
	Sindh U	0	0	0	0	0	0	0	0	0	0	0	0	0	0	0	0	0	
	KP	0	0	0	0	0	0	0	0	0	0	0	0	0	0	0	1	1	
	Balochistan	0	0	0	0	0	0	0	0	0	0	0	0	0	0	0	0	0	
	AJ&K	0	0	0	0	0	0	0	0	0	0	0	0	0	0	0	1	1	
	GB	0	0	0	0	0	0	0	0	0	0	0	0	0	0	0	0	0	
	FATA	0	0	0	0	0	0	0	0	1	0	0	0	0	0	0	0	1	
National Council for the	TOTAL	0	2	0	0	0	0	0	0	0	0	0	0	0	2	0	2	6	
Rehabilitation of Disabled	Islamabad	0	0	0	0	0	0	0	0	0	0	0	0	0	0	0	1	1	
Persons, Islamabad.	Punjab	0	1	0	0	0	0	0	0	0	0	0	0	0	1	0	1	3	
	Sindh R	0	0	0	0	0	0	0	0	0	0	0	0	0	0	0	0	0	
	Sindh U	0	0	0	0	0	0	0	0	0	0	0	0	0	0	0	0	0	
	KP	0	1	0	0	0	0	0	0	0	0	0	0	0	1	0	0	2	
	Balochistan	0	0	0	0	0	0	0	0	0	0	0	0	0	0	0	0	0	
	AJ&K	0	0	0	0	0	0	0	0	0	0	0	0	0	0	0	0	0	
	GB	0	0	0	0	0	0	0	0	0	0	0	0	0	0	0	0	0	
	FATA	0	0	0	0	0	0	0	0	0	0	0	0	0	0	0	0	0	
National Council of	TOTAL	3	11	1	2	2	0	0	0	7	0	2	0	0	7	4	7	46	
Social Welfare,	Islamabad	2	3	1	0	1	0	0	0	4	0	0	0	0	2	0	2	15	
Islamabad.	Punjab	1	4	0	0	0	0	0	0	2	0	1	0	0	2	3	2	15	
	Sindh R	0	0	0	1	0	0	0	0	1	0	1	0	0	1	0	0	4	
	Sindh U	0	0	0	0	0	0	0	0	0	0	0	0	0	0	0	1	1	
	KP	0	2	0	1	1	0	0	0	0	0	0	0	1	1	2	8		
	Balochistan	0	0	0	0	0	0	0	0	0	0	0	0	1	0	0	1		
	AJ&K	0	2	0	0	0	0	0	0	0	0	0	0	0	0	0	0	2	
	GB	0	0	0	0	0	0	0	0	0	0	0	0	0	0	0	0	0	
	FATA	0	0	0	0	0	0	0	0	0	0	0	0	0	0	0	0	0	
National Institute of	TOTAL	33	37	0	12	2	0	10	0	32	0	5	6	0	11	0	54	202	
Rehabilitation Medicine,	Islamabad	7	2	0	0	0	0	0	0	0	0	0	0	0	0	0	0	9	
Islamabad.	Punjab	19	25	0	5	2	0	9	0	20	0	3	3	0	8	0	36	130	
	Sindh R	0	2	0	1	0	0	1	0	1	0	0	1	0	1	0	4	11	
	Sindh U	0	0	0	0	0	0	0	0	1	0	0	2	0	1	0	5	9	
	KP	3	6	0	4	0	0	0	0	6	0	1	0	0	1	0	8	29	
	Balochistan	0	0	0	0	0	0	0	0	1	0	0	0	0	0	0	0	1	
	AJ&K	4	2	0	2	0	0	0	0	1	0	1	0	0	0	0	1	11	
	GB	0	0	0	0	0	0	0	0	0	0	0	0	0	0	0	0	0	
	FATA	0	0	0	0	0	0	0	0	2	0	0	0	0	0	0	0	2	

TABLE-25

DOMICILE WISE ACTUAL STRENGTH OF EMPLOYEES BY BASIC SCALE AND DIVISIONS / ATTACHED DEPARTMENTS / SUBORDINATE OFFICES

DIVISION/OFFICE	DOMICILE	BASIC SCALE 1 to 16																TOTAL
		1	2	3	4	5	6	7	8	9	10	11	12	13	14	15	16	
Pakistan Institute of	TOTAL	539	419	50	66	45	12	48	2	296	11	63	77	4	55	2	651	2340
Medical Sciences	Islamabad	99	61	8	4	5	1	5	0	19	0	7	2	0	4	0	20	235
Islamabad.	Punjab	343	263	34	28	24	5	29	0	145	4	33	51	0	28	1	402	1390
	Sindh R	2	2	2	8	5	2	6	0	25	0	3	3	1	6	0	64	129
	Sindh U	0	1	1	3	1	1	1	0	12	0	8	4	0	3	0	41	76
	KP	78	71	3	19	6	3	7	0	78	0	10	14	1	11	0	95	396
	Balochistan	0	0	0	2	0	0	0	0	7	0	1	0	0	0	0	1	11
	AJ&K	17	21	1	1	2	0	0	2	2	7	1	3	1	2	0	14	74
	GB	0	0	1	0	0	0	0	0	1	0	0	0	0	0	0	0	2
	FATA	0	0	0	1	2	0	0	0	7	0	0	0	1	1	1	14	27
Regional Training Institute,	TOTAL	0	0	9	2	2	0	1	2	1	0	1	1	0	3	0	1	23
Islamabad.	Islamabad	0	0	1	0	1	0	0	0	0	0	0	0	0	1	0	0	3
	Punjab	0	0	4	0	1	0	1	2	1	0	1	1	0	1	0	1	13
	Sindh R	0	0	0	0	0	0	0	0	0	0	0	0	0	0	0	0	0
	Sindh U	0	0	0	0	0	0	0	0	0	0	0	0	0	0	0	0	0
	KP	0	0	3	2	0	0	0	0	0	0	0	0	0	1	0	0	6
	Balochistan	0	0	1	0	0	0	0	0	0	0	0	0	0	0	0	0	1
	AJ&K	0	0	0	0	0	0	0	0	0	0	0	0	0	0	0	0	0
	GB	0	0	0	0	0	0	0	0	0	0	0	0	0	0	0	0	0
	FATA	0	0	0	0	0	0	0	0	0	0	0	0	0	0	0	0	0
Social Welfare Centre,	TOTAL	8	17	6	5	7	1	17	21	18	0	8	0	0	7	4	2	121
Islamabad.	Islamabad	6	6	3	2	2	0	4	8	2	0	5	0	0	0	2	0	40
	Punjab	1	10	2	2	3	1	11	11	12	0	0	0	0	6	1	2	62
	Sindh R	0	0	0	0	0	0	0	0	1	0	0	0	0	0	0	0	1
	Sindh U	0	0	0	0	0	0	0	0	1	0	0	0	0	0	0	0	1
	KP	0	1	1	0	2	0	2	2	2	0	1	0	0	1	0	0	12
	Balochistan	0	0	0	0	0	0	0	0	0	0	0	0	0	0	0	0	0
	AJ&K	1	0	0	0	0	0	0	0	0	0	1	0	0	0	0	0	2
	GB	0	0	0	1	0	0	0	0	0	0	1	0	0	0	0	0	2
	FATA	0	0	0	0	0	0	0	0	0	0	0	0	0	0	1	0	1
Technical Panel on	TOTAL	0	3	0	0	0	0	0	0	1	0	0	0	0	2	0	0	6
Teacher Education,	Islamabad	0	2	0	0	0	0	0	0	0	0	0	0	0	0	0	0	2
Islamabad.	Punjab	0	1	0	0	0	0	0	0	1	0	0	0	0	0	0	0	2
	Sindh R	0	0	0	0	0	0	0	0	0	0	0	0	0	2	0	0	2
	Sindh U	0	0	0	0	0	0	0	0	0	0	0	0	0	0	0	0	0
	KP	0	0	0	0	0	0	0	0	0	0	0	0	0	0	0	0	0
	Balochistan	0	0	0	0	0	0	0	0	0	0	0	0	0	0	0	0	0
	AJ&K	0	0	0	0	0	0	0	0	0	0	0	0	0	0	0	0	0
	GB	0	0	0	0	0	0	0	0	0	0	0	0	0	0	0	0	0
	FATA	0	0	0	0	0	0	0	0	0	0	0	0	0	0	0	0	0

TABLE-25

DOMICILE WISE ACTUAL STRENGTH OF EMPLOYEES BY BASIC SCALE AND DIVISIONS / ATTACHED DEPARTMENTS / SUBORDINATE OFFICES

DIVISION/OFFICE	DOMICILE	BASIC SCALE 1 to 16																TOTAL
		1	2	3	4	5	6	7	8	9	10	11	12	13	14	15	16	
4. Commerce Division	G. TOTAL	99	14	132	25	31	0	5	1	90	15	32	2	9	129	0	202	786
Main, Islamabad.	TOTAL	85	6	0	19	0	0	1	0	20	0	20	2	2	49	0	114	318
	Islamabad	24	0	0	3	0	0	0	0	5	0	4	2	0	4	0	6	48
	Punjab	36	3	0	13	0	0	1	0	9	0	6	0	1	19	0	72	160
	Sindh R	3	0	0	0	0	0	0	0	0	0	1	0	0	8	0	7	19
	Sindh U	0	0	0	0	0	0	0	0	0	0	1	0	0	4	0	6	11
	KP	15	2	0	1	0	0	0	0	3	0	4	0	1	8	0	19	53
	Balochistan	0	0	0	0	0	0	0	0	0	0	1	0	0	3	0	2	6
	AJ&K	7	1	0	2	0	0	0	0	2	0	3	0	0	1	0	2	18
	GB	0	0	0	0	0	0	0	0	1	0	0	0	0	0	0	0	1
	FATA	0	0	0	0	0	0	0	0	0	0	0	0	0	2	0	0	2
Directorate General of	TOTAL	14	0	0	6	0	0	2	0	0	0	1	0	0	12	0	1	36
Trade Organizations,	Islamabad	2	0	0	0	0	0	0	0	0	0	0	0	0	1	0	0	3
Islamabad.	Punjab	7	0	0	6	0	0	1	0	0	0	1	0	0	7	0	0	22
	Sindh R	0	0	0	0	0	0	0	0	0	0	0	0	0	2	0	1	3
	Sindh U	0	0	0	0	0	0	0	0	0	0	0	0	0	0	0	0	0
	KP	5	0	0	0	0	0	1	0	0	0	0	0	0	2	0	0	8
	Balochistan	0	0	0	0	0	0	0	0	0	0	0	0	0	0	0	0	0
	AJ&K	0	0	0	0	0	0	0	0	0	0	0	0	0	0	0	0	0
	GB	0	0	0	0	0	0	0	0	0	0	0	0	0	0	0	0	0
	FATA	0	0	0	0	0	0	0	0	0	0	0	0	0	0	0	0	0
Pakistan Institute of	TOTAL	0	8	0	0	0	0	1	0	2	0	2	0	0	1	0	4	18
Trade and Development,	Islamabad	0	0	0	0	0	0	0	0	0	0	0	0	0	0	0	0	0
Islamabad.	Punjab	0	4	0	0	0	0	1	0	2	0	0	0	0	1	0	3	11
	Sindh R	0	0	0	0	0	0	0	0	0	0	0	0	0	0	0	0	0
	Sindh U	0	0	0	0	0	0	0	0	0	0	0	0	0	0	0	0	0
	KP	0	4	0	0	0	0	0	0	0	0	2	0	0	0	0	1	7
	Balochistan	0	0	0	0	0	0	0	0	0	0	0	0	0	0	0	0	0
	AJ&K	0	0	0	0	0	0	0	0	0	0	0	0	0	0	0	0	0
	GB	0	0	0	0	0	0	0	0	0	0	0	0	0	0	0	0	0
	FATA	0	0	0	0	0	0	0	0	0	0	0	0	0	0	0	0	0
Trade Development	TOTAL	0	0	132	0	31	0	1	1	68	15	9	0	7	67	0	83	414
Authority of Pakistan,	Islamabad	0	0	0	0	0	0	0	0	0	0	0	0	0	0	0	0	0
Karachi.	Punjab	0	0	51	0	13	0	0	1	39	8	7	0	3	22	0	38	182
	Sindh R	0	0	15	0	0	0	1	0	4	0	0	0	0	21	0	3	44
	Sindh U	0	0	39	0	12	0	0	0	16	3	1	0	3	20	0	35	129
	KP	0	0	11	0	2	0	0	0	7	3	1	0	1	3	0	6	34
	Balochistan	0	0	5	0	2	0	0	0	1	0	0	0	0	0	0	1	9
	AJ&K	0	0	4	0	1	0	0	0	0	1	0	0	0	0	0	0	6
	GB	0	0	3	0	0	0	0	0	1	0	0	0	0	1	0	0	5
	FATA	0	0	4	0	1	0	0	0	0	0	0	0	0	0	0	0	5

TABLE-25

DOMICILE WISE ACTUAL STRENGTH OF EMPLOYEES BY BASIC SCALE AND DIVISIONS / ATTACHED DEPARTMENTS / SUBORDINATE OFFICES

DIVISION/OFFICE	DOMICILE	BASIC SCALE 1 to 16																TOTAL
		1	2	3	4	5	6	7	8	9	10	11	12	13	14	15	16	
5. Communications	G. TOTAL	230	423	3	10	1555	6	837	19	111	5	118	0	73	1673	20	1018	6101
Division	TOTAL	8	26	3	4	5	0	10	0	8	0	0	0	0	23	1	13	101
Main, Islamabad.	Islamabad	0	0	0	0	0	0	0	0	0	0	0	0	0	0	0	0	0
	Punjab	7	14	2	2	1	0	7	0	6	0	0	0	0	12	1	9	61
	Sindh R	0	0	0	1	1	0	1	0	0	0	0	0	0	0	0	0	3
	Sindh U	0	0	0	0	0	0	0	0	0	0	0	0	0	0	0	1	1
	KP	1	9	0	1	2	0	1	0	2	0	0	0	0	10	0	3	29
	Balochistan	0	0	0	0	1	0	0	0	0	0	0	0	0	0	0	0	1
	AJ&K	0	1	1	0	0	0	0	0	0	0	0	0	0	0	0	0	2
	GB	0	2	0	0	0	0	1	0	0	0	0	0	0	1	0	0	4
	FATA	0	0	0	0	0	0	0	0	0	0	0	0	0	0	0	0	0
Construction Technology	TOTAL	26	0	0	0	1	6	47	19	14	0	39	0	0	5	7	1	165
Training Institute,	Islamabad	0	0	0	0	0	0	0	0	0	0	0	0	0	0	0	0	0
Islamabad.	Punjab	19	0	0	0	1	4	37	15	14	0	29	0	0	4	5	1	129
	Sindh R	0	0	0	0	0	1	3	0	0	0	0	0	0	0	0	0	4
	Sindh U	0	0	0	0	0	0	0	1	0	0	3	0	0	0	1	0	5
	KP	5	0	0	0	0	1	5	2	0	0	3	0	0	1	0	0	17
	Balochistan	0	0	0	0	0	0	0	1	0	0	0	0	0	0	0	0	1
	AJ&K	1	0	0	0	0	0	2	0	0	0	2	0	0	0	0	0	5
	GB	1	0	0	0	0	0	0	0	0	0	2	0	0	0	1	0	4
	FATA	0	0	0	0	0	0	0	0	0	0	0	0	0	0	0	0	0
National Highways &	TOTAL	169	397	0	0	1549	0	779	0	87	5	76	0	73	1634	12	990	5771
Motorways Police,	Islamabad	13	10	0	0	14	0	0	0	8	0	3	0	1	3	1	6	59
Islamabad.	Punjab	91	177	0	0	762	0	326	0	44	2	37	0	32	936	8	614	3029
	Sindh R	8	42	0	0	170	0	86	0	3	2	7	0	5	147	0	109	579
	Sindh U	10	33	0	0	122	0	82	0	8	0	7	0	10	161	1	101	535
	KP	30	62	0	0	273	0	132	0	8	1	15	0	12	197	0	93	823
	Balochistan	11	53	0	0	118	0	107	0	12	0	5	0	9	136	2	33	486
	AJ&K	3	10	0	0	44	0	26	0	2	0	1	0	2	26	0	11	125
	GB	1	8	0	0	10	0	8	0	2	0	0	0	2	10	0	8	49
	FATA	2	2	0	0	36	0	12	0	0	0	1	0	0	18	0	15	86
National Transport	TOTAL	27	0	0	6	0	0	1	0	2	0	3	0	0	11	0	14	64
Research Centre,	Islamabad	0	0	0	0	0	0	0	0	0	0	0	0	0	0	0	0	0
Islamabad.	Punjab	16	0	0	3	0	0	1	0	1	0	2	0	0	5	0	12	40
	Sindh R	0	0	0	1	0	0	0	0	0	0	0	0	0	0	0	0	1
	Sindh U	0	0	0	0	0	0	0	0	0	0	0	0	0	0	0	1	1
	KP	10	0	0	2	0	0	0	0	1	0	1	0	0	3	0	1	18
	Balochistan	0	0	0	0	0	0	0	0	0	0	0	0	0	1	0	0	1
	AJ&K	1	0	0	0	0	0	0	0	0	0	0	0	0	2	0	0	3
	GB	0	0	0	0	0	0	0	0	0	0	0	0	0	0	0	0	0
	FATA	0	0	0	0	0	0	0	0	0	0	0	0	0	0	0	0	0

TABLE-25

DOMICILE WISE ACTUAL STRENGTH OF EMPLOYEES BY BASIC SCALE AND DIVISIONS / ATTACHED DEPARTMENTS / SUBORDINATE OFFICES

DIVISION/OFFICE	DOMICILE	BASIC SCALE 1 to 16																
		1	2	3	4	5	6	7	8	9	10	11	12	13	14	15	16	TOTAL
6. Climate Change	G. TOTAL	5	53	9	3	15	3	2	0	15	5	10	0	0	27	2	40	189
Division	TOTAL	0	38	4	0	9	0	0	0	8	0	6	0	0	21	0	31	117
Main, Islamabad.	Islamabad	0	10	0	0	1	0	0	0	1	0	1	0	0	4	0	4	21
	Punjab	0	19	1	0	7	0	0	0	5	0	5	0	0	13	0	15	65
	Sindh R	0	0	0	0	0	0	0	0	0	0	0	0	0	1	0	3	4
	Sindh U	0	0	0	0	0	0	0	0	0	0	0	0	0	0	0	1	1
	KP	0	5	2	0	0	0	0	0	1	0	0	0	0	1	0	7	16
	Balochistan	0	0	0	0	0	0	0	0	0	0	0	0	0	1	0	0	1
	AJ&K	0	4	1	0	1	0	0	0	1	0	0	0	0	1	0	1	9
	GB	0	0	0	0	0	0	0	0	0	0	0	0	0	0	0	0	0
	FATA	0	0	0	0	0	0	0	0	0	0	0	0	0	0	0	0	0
Pakistan Environmental	TOTAL	2	7	1	3	3	0	1	0	4	0	3	0	0	5	2	6	37
Protection Agency,	Islamabad	1	0	0	0	0	0	0	0	0	0	0	0	0	1	0	2	4
Islamabad.	Punjab	0	5	0	0	1	0	1	0	2	0	1	0	0	2	0	1	13
	Sindh R	0	0	0	1	1	0	0	0	1	0	1	0	0	1	1	0	6
	Sindh U	0	0	0	0	0	0	0	0	0	0	0	0	0	1	0	0	1
	KP	1	2	1	2	1	0	0	0	1	0	1	0	0	1	3	3	13
	Balochistan	0	0	0	0	0	0	0	0	0	0	0	0	0	0	0	0	0
	AJ&K	0	0	0	0	0	0	0	0	0	0	0	0	0	0	0	0	0
	GB	0	0	0	0	0	0	0	0	0	0	0	0	0	0	0	0	0
	FATA	0	0	0	0	0	0	0	0	0	0	0	0	0	0	0	0	0
Zoological Survey of	TOTAL	3	8	4	0	3	3	1	0	3	5	1	0	0	1	0	3	35
Pakistan, Islamabad.	Islamabad	3	4	1	0	1	0	0	0	0	0	0	0	0	0	0	0	9
	Punjab	0	4	2	0	2	1	0	0	3	4	1	0	0	1	0	2	20
	Sindh R	0	0	0	0	0	0	0	0	0	0	0	0	0	0	0	0	0
	Sindh U	0	0	1	0	0	1	1	0	0	0	0	0	0	0	0	0	3
	KP	0	0	0	0	0	1	0	0	1	0	0	0	0	0	0	1	3
	Balochistan	0	0	0	0	0	0	0	0	0	0	0	0	0	0	0	0	0
	AJ&K	0	0	0	0	0	0	0	0	0	0	0	0	0	0	0	0	0
	GB	0	0	0	0	0	0	0	0	0	0	0	0	0	0	0	0	0
	FATA	0	0	0	0	0	0	0	0	0	0	0	0	0	0	0	0	0
7. Defence Division	G. TOTAL	42900	16128	3048	8575	5897	4299	9931	487	5879	2306	5150	945	165	4294	1044	9426	120474
Main, Rawalpindi.	TOTAL	107	12	0	28	0	0	0	0	47	0	15	1	0	47	57	32	346
	Islamabad	0	0	0	0	0	0	0	0	0	0	0	0	0	1	0	0	1
	Punjab	103	12	0	19	0	0	0	0	29	0	12	0	0	23	34	22	254
	Sindh R	0	0	0	0	0	0	0	0	4	0	1	0	0	6	2	2	15
	Sindh U	0	0	0	0	0	0	0	0	2	0	0	0	0	3	5	2	12
	KP	3	0	0	7	0	0	0	0	8	0	1	1	0	9	12	4	45
	Balochistan	0	0	0	0	0	0	0	0	2	0	0	0	0	3	3	1	9
	AJ&K	1	0	0	2	0	0	0	0	1	0	0	0	0	1	0	0	5
	GB	0	0	0	0	0	0	0	0	1	0	0	0	0	0	0	1	2
	FATA	0	0	0	0	0	0	0	0	0	0	1	0	0	1	1	0	3

TABLE-25

DOMICILE WISE ACTUAL STRENGTH OF EMPLOYEES BY BASIC SCALE AND DIVISIONS / ATTACHED DEPARTMENTS / SUBORDINATE OFFICES

DIVISION/OFFICE	DOMICILE	BASIC SCALE 1 to 16																
		1	2	3	4	5	6	7	8	9	10	11	12	13	14	15	16	TOTAL
Director General ISI,	TOTAL	315	234	210	66	82	30	51	1	194	4	137	0	5	273	6	215	1823
Islamabad.	Islamabad	22	18	19	5	4	4	2	1	9	1	11	0	0	8	0	3	107
	Punjab	173	165	135	34	45	17	29	0	111	1	76	0	3	156	4	139	1088
	Sindh R	16	4	7	8	5	2	4	0	14	1	11	0	0	23	0	8	103
	Sindh U	7	5	3	1	4	1	3	0	12	0	7	0	1	20	0	14	78
	KP	64	29	25	12	19	5	8	0	29	1	21	0	1	47	2	40	303
	Balochistan	11	7	3	0	4	0	2	0	7	0	4	0	0	8	0	5	51
	AJ&K	16	6	16	4	0	0	1	0	5	0	4	0	0	5	0	2	59
	GB	6	0	2	2	0	0	2	0	2	0	2	0	0	5	0	1	22
	FATA	0	0	0	0	1	1	0	0	5	0	1	0	0	1	0	3	12
Federal Government	TOTAL	2067	254	0	83	0	32	330	0	279	1	274	12	0	1621	51	2358	7362
Educational Institutions	Islamabad	0	0	0	0	0	0	0	0	0	0	0	0	0	1	0	5	6
(Cantt./Garrison)	Punjab	1187	150	0	40	0	22	193	0	160	0	172	6	0	965	34	1456	4385
Directorate, Rawalpindi.	Sindh R	140	18	0	10	0	2	16	0	15	0	18	1	0	112	0	184	516
	Sindh U	80	12	0	3	0	1	11	0	15	0	14	2	0	104	5	172	419
	KP	420	37	0	21	0	6	53	0	55	0	37	1	0	264	11	359	1264
	Balochistan	150	24	0	4	0	1	30	0	20	0	18	1	0	97	1	85	431
	AJ&K	38	5	0	3	0	0	11	0	6	0	6	0	0	39	0	49	157
	GB	29	4	0	0	0	0	9	0	3	1	4	0	0	19	0	15	84
	FATA	23	4	0	2	0	0	7	0	5	0	5	1	0	20	0	33	100
General Headquarters, COAS,	TOTAL	12452	10653	1181	2668	4194	2055	3887	369	1816	448	569	168	133	1007	159	537	42296
Sectt. SD, Dte, Rawalpindi.	Islamabad	149	75	21	54	25	35	75	1	27	1	10	8	0	9	0	1	491
	Punjab	11289	7631	962	1860	2450	1378	2439	257	1241	356	393	52	99	698	115	435	31655
	Sindh R	272	205	7	126	706	218	276	20	126	16	20	24	6	59	12	12	2105
	Sindh U	107	191	65	72	94	70	124	9	55	0	21	25	3	43	4	27	910
	KP	17	1758	0	293	581	191	597	54	241	57	89	50	16	126	17	48	4135
	Balochistan	404	546	97	113	226	107	144	7	29	12	8	8	5	29	2	2	1739
	AJ&K	136	179	17	41	62	28	77	13	34	1	8	1	2	26	6	6	637
	GB	45	43	9	49	23	11	84	3	25	0	3	0	2	4	1	2	304
	FATA	33	25	3	60	27	17	71	5	38	5	17	0	0	13	2	4	320
Joint Staff Headquarter,	TOTAL	10	32	0	17	0	0	0	0	16	0	0	0	0	0	0	0	75
Chaklala, Rawalpindi.	Islamabad	0	1	0	0	0	0	0	0	0	0	0	0	0	0	0	0	1
	Punjab	7	23	0	13	0	0	0	0	9	0	0	0	0	0	0	0	52
	Sindh R	0	0	0	0	0	0	0	0	0	0	0	0	0	0	0	0	0
	Sindh U	0	0	0	0	0	0	0	0	0	0	0	0	0	0	0	0	0
	KP	0	1	0	2	0	0	0	0	5	0	0	0	0	0	0	0	8
	Balochistan	0	0	0	0	0	0	0	0	0	0	0	0	0	0	0	0	0
	AJ&K	3	7	0	1	0	0	0	0	0	0	0	0	0	0	0	0	11
	GB	0	0	0	1	0	0	0	0	1	0	0	0	0	0	0	0	2
	FATA	0	0	0	0	0	0	0	0	1	0	0	0	0	0	0	0	1

TABLE-25

DOMICILE WISE ACTUAL STRENGTH OF EMPLOYEES BY BASIC SCALE AND DIVISIONS / ATTACHED DEPARTMENTS / SUBORDINATE OFFICES

DIVISION/OFFICE	DOMICILE	BASIC SCALE 1 to 16																
		1	2	3	4	5	6	7	8	9	10	11	12	13	14	15	16	TOTAL
Military Lands &	TOTAL	204	70	64	2	8	0	98	11	57	0	34	2	0	6	0	34	590
Cantonments Department,	Islamabad	0	0	0	0	0	0	0	0	0	0	0	0	0	0	0	0	0
Rawalpindi.	Punjab	178	33	16	0	3	0	60	9	34	0	17	2	0	2	0	20	374
	Sindh R	3	13	3	0	0	0	7	0	5	0	0	0	0	0	0	2	33
	Sindh U	6	7	10	0	1	0	6	1	5	0	5	0	0	1	0	3	45
	KP	13	14	34	2	4	0	18	1	9	0	7	0	0	2	0	6	110
	Balochistan	0	2	0	0	0	0	4	0	0	0	3	0	0	1	0	0	10
	AJ&K	4	1	1	0	0	0	3	0	1	0	1	0	0	0	0	1	12
	GB	0	0	0	0	0	0	0	0	0	0	0	0	0	0	0	0	0
	FATA	0	0	0	0	0	0	0	0	3	0	1	0	0	0	0	2	6
Pakistan Air Force, Peshawar	TOTAL	22926	552	1290	3042	202	1768	2657	3	2006	782	1867	5	4	506	190	213	38013
	Islamabad	257	9	10	8	2	4	10	0	15	0	13	0	0	3	0	2	333
	Punjab	11776	259	619	1600	98	859	1125	2	971	328	802	2	2	244	74	117	18878
	Sindh R	2411	68	144	290	19	114	206	0	161	28	94	1	0	33	8	15	3592
	Sindh U	1771	54	95	215	15	162	442	1	161	257	388	0	0	69	18	3	3651
	KP	4974	136	292	667	61	551	757	0	569	152	507	2	2	143	82	73	8968
	Balochistan	942	12	52	133	3	53	49	0	69	3	27	0	0	5	1	1	1350
	AJ&K	534	14	48	93	3	19	54	0	34	12	19	0	0	6	1	1	838
	GB	193	0	25	24	0	3	3	0	14	0	10	0	0	0	4	0	276
	FATA	68	0	5	12	1	3	11	0	12	2	7	0	0	3	2	1	127
Pakistan Navy Civilian	TOTAL	4033	1176	267	2546	1310	413	2187	101	1132	1071	989	485	23	606	529	392	17260
Authority, Naval Headquarter,	Islamabad	83	16	18	186	137	66	359	8	171	296	219	111	0	100	35	18	1823
Islamabad, Karachi.	Punjab	1188	260	74	909	490	91	659	32	318	271	300	152	6	178	249	239	5416
	Sindh R	156	90	26	212	164	22	170	7	81	75	58	36	5	37	24	53	1216
	Sindh U	1954	603	91	674	216	150	627	31	365	263	274	113	11	234	134	44	5784
	KP	466	113	45	382	199	65	255	18	130	141	91	51	1	45	67	29	2098
	Balochistan	95	69	10	105	66	14	58	3	34	1	21	10	0	3	10	3	502
	AJ&K	80	18	1	53	19	4	31	2	21	22	17	6	0	7	7	4	292
	GB	2	0	0	5	3	1	7	0	8	1	8	3	0	1	2	2	43
	FATA	9	7	2	20	16	0	21	0	4	1	1	3	0	1	1	0	86
Pakistan Armed Services	TOTAL	0	189	0	0	99	0	0	0	241	0	116	0	0	54	45	14	758
Board, (PASB)	Islamabad	0	0	0	0	0	0	0	0	0	0	1	0	0	1	0	0	2
Department, Rawalpindi	Punjab	0	86	0	0	51	0	0	0	109	0	51	0	0	19	21	9	346
	Sindh R	0	14	0	0	6	0	0	0	23	0	8	0	0	6	0	0	57
	Sindh U	0	8	0	0	3	0	0	0	2	0	5	0	0	1	0	0	19
	KP	0	37	0	0	19	0	0	0	52	0	23	0	0	13	15	2	161
	Balochistan	0	8	0	0	5	0	0	0	11	0	3	0	0	2	2	0	31
	AJ&K	0	27	0	0	11	0	0	0	31	0	18	0	0	8	4	2	101
	GB	0	9	0	0	4	0	0	0	13	0	7	0	0	4	3	1	41
	FATA	0	0	0	0	0	0	0	0	0	0	0	0	0	0	0	0	0

TABLE-25

DOMICILE WISE ACTUAL STRENGTH OF EMPLOYEES BY BASIC SCALE AND DIVISIONS / ATTACHED DEPARTMENTS / SUBORDINATE OFFICES

DIVISION/OFFICE	DOMICILE	BASIC SCALE 1 to 16																
		1	2	3	4	5	6	7	8	9	10	11	12	13	14	15	16	TOTAL
Pakistan Maritime Security	TOTAL	13	28	11	2	2	0	12	1	7	0	0	1	0	1	0	2	80
Agency, Karachi,	Islamabad	0	0	0	0	0	0	0	0	0	0	0	0	0	0	0	0	0
	Punjab	0	1	3	0	1	0	4	1	0	0	0	0	0	0	0	0	10
	Sindh R	0	0	0	0	0	0	2	0	2	0	0	0	0	1	0	0	5
	Sindh U	11	27	8	1	1	0	3	0	4	0	0	0	0	0	0	2	57
	KP	0	0	0	0	0	0	1	0	0	0	0	0	0	0	0	0	1
	Balochistan	2	0	0	1	0	0	1	0	0	0	0	1	0	0	0	0	5
	AJ&K	0	0	0	0	0	0	0	0	0	0	0	0	0	0	0	0	0
	GB	0	0	0	0	0	0	0	0	1	0	0	0	0	0	0	0	1
	FATA	0	0	0	0	0	0	1	0	0	0	0	0	0	0	0	0	1
Pakistan Military Accounts	TOTAL	773	211	0	69	0	1	0	0	2	0	1055	249	0	20	0	5564	7944
Department, Rawalpindi.	Islamabad	6	1	0	1	0	0	0	0	0	0	6	1	0	0	0	31	46
	Punjab	521	151	0	47	0	1	0	0	2	0	655	141	0	9	0	2975	4502
	Sindh R	7	2	0	3	0	0	0	0	0	0	48	26	0	3	0	579	668
	Sindh U	55	12	0	3	0	0	0	0	0	0	85	22	0	3	0	517	697
	KP	109	25	0	11	0	0	0	0	0	0	170	35	0	2	0	1003	1355
	Balochistan	26	6	0	2	0	0	0	0	0	0	45	12	0	1	0	214	306
	AJ&K	34	12	0	0	0	0	0	0	0	0	14	4	0	0	0	93	157
	GB	14	1	0	2	0	0	0	0	0	0	18	7	0	1	0	63	106
	FATA	1	1	0	0	0	0	0	0	0	0	14	1	0	1	0	89	107
Survey of Pakistan,	TOTAL	0	2717	25	52	0	0	709	1	82	0	94	22	0	153	7	65	3927
Rawalpindi.	Islamabad	0	0	0	0	0	0	0	0	0	0	0	0	0	0	0	0	0
	Punjab	0	2717	12	32	0	0	395	1	43	0	63	13	0	92	5	38	3411
	Sindh R	0	0	3	4	0	0	88	0	11	0	2	4	0	13	2	5	132
	Sindh U	0	0	2	3	0	0	52	0	7	0	8	0	0	13	0	4	89
	KP	0	0	3	6	0	0	91	0	11	0	11	4	0	18	0	13	157
	Balochistan	0	0	3	4	0	0	32	0	6	0	4	1	0	11	0	1	62
	AJ&K	0	0	1	1	0	0	16	0	2	0	5	0	0	2	0	2	29
	GB	0	0	0	2	0	0	8	0	2	0	0	0	0	1	0	0	13
	FATA	0	0	1	0	0	0	27	0	0	0	1	0	0	3	0	2	34
8. Defence Production	G. TOTAL	141	43	9	42	91	17	70	9	75	9	80	19	3	44	39	67	758
Division,	TOTAL	52	7	0	15	1	0	18	1	2	0	1	2	0	20	19	15	153
Main, Rawalpindi.	Islamabad	4	0	0	1	0	0	0	0	0	0	0	0	0	0	1	0	6
	Punjab	41	6	0	6	1	0	13	1	2	0	1	2	0	7	11	7	98
	Sindh R	0	0	0	3	0	0	1	0	0	0	0	0	0	4	1	1	10
	Sindh U	0	0	0	1	0	0	0	0	0	0	0	0	0	2	1	1	5
	KP	4	0	0	3	0	0	2	0	0	0	0	0	0	2	3	3	17
	Balochistan	0	0	0	0	0	0	1	0	0	0	0	0	0	4	1	1	7
	AJ&K	3	1	0	1	0	0	0	0	0	0	0	0	0	0	0	1	6
	GB	0	0	0	0	0	0	1	0	0	0	0	0	0	0	0	0	1
	FATA	0	0	0	0	0	0	0	0	0	0	0	0	0	1	1	1	3

TABLE-25

DOMICILE WISE ACTUAL STRENGTH OF EMPLOYEES BY BASIC SCALE AND DIVISIONS / ATTACHED DEPARTMENTS / SUBORDINATE OFFICES

DIVISION/OFFICE	DOMICILE	BASIC SCALE 1 to 16																
		1	2	3	4	5	6	7	8	9	10	11	12	13	14	15	16	TOTAL
Armament Research and	TOTAL	16	3	0	4	5	6	9	6	9	5	15	9	2	8	1	6	104
Development Establishment,	Islamabad	0	0	0	0	0	0	0	0	1	1	0	0	0	0	0	1	3
Rawalpindi.	Punjab	14	3	0	3	3	4	4	3	6	3	13	5	2	4	1	2	70
	Sindh R	0	0	0	1	1	0	1	1	0	0	1	0	0	1	0	2	8
	Sindh U	0	0	0	0	0	1	1	0	0	0	0	0	0	2	0	0	4
	KP	1	0	0	0	1	1	1	1	2	1	1	2	0	1	0	1	13
	Balochistan	0	0	0	0	0	0	1	0	0	0	0	0	0	0	0	0	1
	AJ&K	1	0	0	0	0	0	0	0	0	0	0	1	0	0	0	0	2
	GB	0	0	0	0	0	0	1	1	0	0	0	0	0	0	0	0	2
	FATA	0	0	0	0	0	0	0	0	0	0	0	1	0	0	0	0	1
Defence Export Promotion	TOTAL	4	0	7	5	11	0	0	0	14	0	4	0	0	0	4	0	49
Organization, Islamabad.	Islamabad	0	0	0	0	0	0	0	0	0	0	0	0	0	0	0	0	0
	Punjab	4	0	7	5	7	0	0	0	11	0	4	0	0	0	3	0	41
	Sindh R	0	0	0	0	0	0	0	0	0	0	0	0	0	0	0	0	0
	Sindh U	0	0	0	0	0	0	0	0	0	0	0	0	0	0	0	0	0
	KP	0	0	0	0	0	0	0	0	3	0	0	0	0	0	0	0	3
	Balochistan	0	0	0	0	0	0	0	0	0	0	0	0	0	0	0	0	0
	AJ&K	0	0	0	0	2	0	0	0	0	0	0	0	0	0	1	0	3
	GB	0	0	0	0	2	0	0	0	0	0	0	0	0	0	0	0	2
	FATA	0	0	0	0	0	0	0	0	0	0	0	0	0	0	0	0	0
Directorate General Defence	TOTAL	0	28	1	0	4	0	0	0	18	0	16	0	0	7	0	15	89
Purchase, Rawalpindi.	Islamabad	0	0	0	0	0	0	0	0	0	0	0	0	0	0	0	0	0
	Punjab	0	25	1	0	4	0	0	0	15	0	15	0	0	5	0	12	77
	Sindh R	0	0	0	0	0	0	0	0	0	0	1	0	0	0	0	0	1
	Sindh U	0	0	0	0	0	0	0	0	0	0	0	0	0	0	0	1	1
	KP	0	1	0	0	0	0	0	0	3	0	0	0	0	2	0	1	7
	Balochistan	0	0	0	0	0	0	0	0	0	0	0	0	0	0	0	1	1
	AJ&K	0	2	0	0	0	0	0	0	0	0	0	0	0	0	0	0	2
	GB	0	0	0	0	0	0	0	0	0	0	0	0	0	0	0	0	0
	FATA	0	0	0	0	0	0	0	0	0	0	0	0	0	0	0	0	0
Institute of Optronics,	TOTAL	22	0	0	6	68	0	25	0	14	0	24	1	0	1	14	21	196
Rawalpindi.	Islamabad	0	0	0	0	0	0	0	0	0	0	0	0	0	0	0	0	0
	Punjab	20	0	0	3	39	0	20	0	4	0	17	1	0	1	10	11	126
	Sindh R	0	0	0	0	8	0	2	0	2	0	4	0	0	0	0	3	19
	Sindh U	2	0	0	0	3	0	1	0	1	0	0	0	0	0	1	0	8
	KP	0	0	0	1	11	0	1	0	4	0	2	0	0	0	1	7	27
	Balochistan	0	0	0	0	3	0	1	0	2	0	0	0	0	0	1	0	7
	AJ&K	0	0	0	0	1	0	0	0	1	0	0	0	0	0	0	0	2
	GB	0	0	0	1	1	0	0	0	0	0	1	0	0	0	0	0	3
	FATA	0	0	0	1	2	0	0	0	0	0	0	0	0	0	1	0	4

TABLE-25

DOMICILE WISE ACTUAL STRENGTH OF EMPLOYEES BY BASIC SCALE AND DIVISIONS / ATTACHED DEPARTMENTS / SUBORDINATE OFFICES

DIVISION/OFFICE	DOMICILE	BASIC SCALE 1 to 16																
		1	2	3	4	5	6	7	8	9	10	11	12	13	14	15	16	TOTAL
Military Vehicles Research and Development, Rawalpindi.	TOTAL	47	5	1	12	2	11	18	2	18	4	20	7	1	8	1	10	167
	Islamabad	1	0	0	0	0	0	0	0	0	1	0	0	0	0	0	0	2
	Punjab	38	4	1	5	1	7	9	1	8	1	10	3	1	4	0	7	100
	Sindh R	0	0	0	0	0	0	2	0	3	0	3	2	0	1	0	1	12
	Sindh U	2	0	0	2	0	1	2	0	0	0	2	1	0	1	0	0	11
	KP	5	1	0	1	1	3	4	0	2	2	5	1	0	1	1	1	28
	Balochistan	0	0	0	2	0	0	0	1	1	0	0	0	0	0	0	0	4
	AJ&K	1	0	0	1	0	0	0	0	2	0	0	0	0	0	0	0	4
	GB	0	0	0	0	0	0	1	0	0	0	0	0	0	0	0	0	2
	FATA	0	0	0	1	0	0	0	0	2	0	0	0	0	1	0	0	4
9. Economic Affairs	TOTAL	114	0	0	29	0	0	0	0	8	0	17	1	0	60	0	130	359
Division, Islamabad.	Islamabad	0	0	0	0	0	0	0	0	0	0	0	0	0	0	0	0	0
	Punjab	85	0	0	19	0	0	0	0	3	0	12	0	0	30	0	73	222
	Sindh R	2	0	0	4	0	0	0	0	1	0	0	1	0	7	0	12	27
	Sindh U	0	0	0	0	0	0	0	0	0	0	0	0	0	5	0	9	14
	KP	21	0	0	5	0	0	0	0	2	0	3	0	0	12	0	22	65
	Balochistan	0	0	0	1	0	0	0	0	2	0	1	0	0	5	0	0	9
	AJ&K	3	0	0	0	0	0	0	0	0	0	1	0	0	0	0	5	9
	GB	3	0	0	0	0	0	0	0	0	0	0	0	0	0	0	6	9
	FATA	0	0	0	0	0	0	0	0	0	0	0	0	0	1	0	3	4
	10. Establishment	G. TOTAL	398	254	44	139	10	1	34	0	135	0	119	29	0	186	144	245
Division	TOTAL	174	71	9	63	2	1	6	0	42	0	24	12	0	84	82	112	682
Main, Islamabad.	Islamabad	147	0	0	1	0	0	0	0	1	0	0	1	0	1	2	0	153
	Punjab	21	51	4	42	0	1	4	0	25	0	18	7	0	50	48	73	344
	Sindh R	1	1	0	0	0	0	2	0	4	0	5	1	0	8	6	12	40
	Sindh U	2	3	2	1	1	0	0	0	0	0	0	0	0	2	4	1	16
	KP	2	10	2	13	0	0	0	0	8	0	1	3	0	16	13	15	83
	Balochistan	0	0	0	2	0	0	0	0	2	0	0	0	0	5	1	1	11
	AJ&K	1	5	1	1	1	0	0	0	2	0	0	0	0	1	7	9	28
	GB	0	1	0	1	0	0	0	0	0	0	0	0	0	1	1	1	5
	FATA	0	0	0	2	0	0	0	0	0	0	0	0	0	0	0	0	2
	Akhtar Hameed Khan	TOTAL	16	9	7	3	4	0	0	0	8	0	6	0	0	5	0	6
National Centre for Rural Development, Islamabad.	Islamabad	2	2	3	1	1	0	0	0	1	0	0	0	0	1	0	1	12
	Punjab	9	2	3	0	1	0	0	0	5	0	3	0	0	2	0	5	30
	Sindh R	0	0	0	0	1	0	0	0	1	0	0	0	0	0	0	0	2
	Sindh U	0	0	0	0	0	0	0	0	0	0	0	0	0	1	0	0	1
	KP	3	4	1	0	1	0	0	0	1	0	3	0	0	1	0	0	14
	Balochistan	0	0	0	1	0	0	0	0	0	0	0	0	0	0	0	0	1
	AJ&K	2	1	0	1	0	0	0	0	0	0	0	0	0	0	0	0	4
	GB	0	0	0	0	0	0	0	0	0	0	0	0	0	0	0	0	0
	FATA	0	0	0	0	0	0	0	0	0	0	0	0	0	0	0	0	0

TABLE-25

DOMICILE WISE ACTUAL STRENGTH OF EMPLOYEES BY BASIC SCALE AND DIVISIONS / ATTACHED DEPARTMENTS / SUBORDINATE OFFICES

DIVISION/OFFICE	DOMICILE	BASIC SCALE 1 to 16																
		1	2	3	4	5	6	7	8	9	10	11	12	13	14	15	16	TOTAL
Federal Public Service	TOTAL	108	32	3	36	1	0	0	0	62	0	33	17	0	49	62	66	469
Commission, Islamabad.	Islamabad	17	0	0	0	1	0	0	0	7	0	4	1	0	3	1	0	34
	Punjab	56	20	2	19	0	0	0	0	30	0	14	10	0	26	35	42	254
	Sindh R	2	0	1	2	0	0	0	0	5	0	3	1	0	4	9	9	36
	Sindh U	9	4	0	2	0	0	0	0	4	0	1	1	0	0	1	2	24
	KP	13	7	0	7	0	0	0	0	10	0	8	3	0	10	9	7	74
	Balochistan	4	0	0	2	0	0	0	0	2	0	0	0	0	2	4	3	17
	AJ&K	3	1	0	3	0	0	0	0	1	0	1	0	0	1	1	0	11
	GB	4	0	0	0	0	0	0	0	1	0	2	1	0	1	2	0	11
	FATA	0	0	0	1	0	0	0	0	2	0	0	0	0	2	0	3	8
Secretariat Training	TOTAL	46	4	0	10	0	0	0	0	7	0	5	0	0	11	0	21	104
Institute, Islamabad.	Islamabad	14	1	0	4	0	0	0	0	2	0	1	0	0	1	0	3	26
	Punjab	24	2	0	4	0	0	0	0	3	0	2	0	0	5	0	9	49
	Sindh R	0	0	0	0	0	0	0	0	0	0	0	0	0	0	0	1	1
	Sindh U	0	0	0	0	0	0	0	0	1	0	0	0	0	2	0	2	5
	KP	6	1	0	2	0	0	0	0	0	0	1	0	0	3	0	4	17
	Balochistan	0	0	0	0	0	0	0	0	0	0	0	0	0	0	0	1	1
	AJ&K	2	0	0	0	0	0	0	0	1	0	0	0	0	0	0	1	4
	GB	0	0	0	0	0	0	0	0	0	0	0	0	0	0	0	0	0
	FATA	0	0	0	0	0	0	0	0	0	0	1	0	0	0	0	0	1
Staff Welfare Organization,	TOTAL	54	138	25	27	3	0	28	0	16	0	51	0	0	37	0	40	419
Islamabad.	Islamabad	2	0	0	1	0	0	1	0	0	0	5	0	0	5	0	1	15
	Punjab	42	76	17	13	3	0	13	0	10	0	18	0	0	25	0	24	241
	Sindh R	2	4	2	1	0	0	3	0	2	0	3	0	0	2	0	4	23
	Sindh U	3	16	1	2	0	0	4	0	0	0	5	0	0	0	0	2	33
	KP	3	22	2	6	0	0	6	0	2	0	11	0	0	3	0	6	61
	Balochistan	1	16	3	3	0	0	1	0	1	0	9	0	0	2	0	2	38
	AJ&K	1	4	0	1	0	0	0	0	0	0	0	0	0	0	0	1	7
	GB	0	0	0	0	0	0	0	0	1	0	0	0	0	0	0	0	1
	FATA	0	0	0	0	0	0	0	0	0	0	0	0	0	0	0	0	0
11. Federal Education &	G. TOTAL	246	25	8	116	1	9	15	5	34	0	40	10	0	112	10	109	740
Professional Training	TOTAL	30	5	0	12	0	0	0	0	12	0	14	0	0	9	0	26	108
Division	Islamabad	19	2	0	5	0	0	0	0	5	0	3	0	0	2	0	4	40
Main, Islamabad.	Punjab	6	3	0	5	0	0	0	0	5	0	6	0	0	2	0	9	36
	Sindh R	0	0	0	0	0	0	0	0	0	0	0	0	0	0	0	4	4
	Sindh U	0	0	0	0	0	0	0	0	0	0	1	0	0	0	0	0	1
	KP	4	0	0	2	0	0	0	0	2	0	4	0	0	3	0	6	21
	Balochistan	0	0	0	0	0	0	0	0	0	0	0	0	0	1	0	1	2
	AJ&K	1	0	0	0	0	0	0	0	0	0	0	0	0	1	0	0	2
	GB	0	0	0	0	0	0	0	0	0	0	0	0	0	0	0	0	0
	FATA	0	0	0	0	0	0	0	0	0	0	0	0	0	0	0	2	2

TABLE-25

DOMICILE WISE ACTUAL STRENGTH OF EMPLOYEES BY BASIC SCALE AND DIVISIONS / ATTACHED DEPARTMENTS / SUBORDINATE OFFICES

DIVISION/OFFICE	DOMICILE	BASIC SCALE 1 to 16															TOTAL	
		1	2	3	4	5	6	7	8	9	10	11	12	13	14	15		16
Academy of Educational	TOTAL	25	3	0	10	0	0	1	0	4	0	3	0	0	9	3	9	67
Planning & Management,	Islamabad	5	0	0	2	0	0	0	0	0	0	0	0	0	1	0	0	8
Islamabad.	Punjab	12	3	0	6	0	0	0	0	3	0	3	0	0	6	3	8	44
	Sindh R	0	0	0	1	0	0	0	0	0	0	0	0	0	0	0	1	2
	Sindh U	0	0	0	0	0	0	0	0	0	0	0	0	0	1	0	0	1
	KP	8	0	0	1	0	0	1	0	1	0	0	0	0	1	0	0	12
	Balochistan	0	0	0	0	0	0	0	0	0	0	0	0	0	0	0	0	0
	AJ&K	0	0	0	0	0	0	0	0	0	0	0	0	0	0	0	0	0
	GB	0	0	0	0	0	0	0	0	0	0	0	0	0	0	0	0	0
	FATA	0	0	0	0	0	0	0	0	0	0	0	0	0	0	0	0	0
National Institute of	TOTAL	82	0	0	14	0	0	0	5	6	0	12	1	0	24	0	20	164
Science & Technical	Islamabad	14	0	0	1	0	0	0	1	0	0	0	1	0	0	0	0	17
Education, Islamabad.	Punjab	39	0	0	8	0	0	0	3	2	0	8	0	0	15	0	14	89
	Sindh R	3	0	0	1	0	0	0	0	1	0	0	0	0	4	0	1	10
	Sindh U	0	0	0	0	0	0	0	0	0	0	1	0	0	1	0	0	2
	KP	21	0	0	1	0	0	0	1	2	0	3	0	0	3	0	5	36
	Balochistan	0	0	0	0	0	0	0	0	1	0	0	0	0	1	0	0	2
	AJ&K	5	0	0	3	0	0	0	0	0	0	0	0	0	0	0	0	8
	GB	0	0	0	0	0	0	0	0	0	0	0	0	0	0	0	0	0
	FATA	0	0	0	0	0	0	0	0	0	0	0	0	0	0	0	0	0
Directorate General of Basic	TOTAL	96	0	0	68	0	0	13	0	8	0	0	9	0	50	0	22	266
Education Community Schools,	Islamabad	12	0	0	17	0	0	5	0	7	0	0	0	0	12	0	5	58
Islamabad.	Punjab	27	0	0	15	0	0	2	0	0	0	0	3	0	18	0	7	72
	Sindh R	20	0	0	11	0	0	2	0	0	0	0	2	0	6	0	4	45
	Sindh U	1	0	0	0	0	0	0	0	0	0	0	0	0	0	0	0	1
	KP	15	0	0	12	0	0	2	0	1	0	0	1	0	6	0	5	42
	Balochistan	8	0	0	6	0	0	2	0	0	0	0	1	0	3	0	1	21
	AJ&K	3	0	0	2	0	0	0	0	0	0	0	1	0	1	0	0	7
	GB	10	0	0	5	0	0	0	0	0	0	0	1	0	4	0	0	20
	FATA	0	0	0	0	0	0	0	0	0	0	0	0	0	0	0	0	0
National Talent Pool,	TOTAL	1	4	6	0	0	1	0	0	1	0	2	0	0	0	1	5	21
Islamabad	Islamabad	0	1	0	0	0	1	0	0	0	0	1	0	0	0	0	1	4
	Punjab	1	3	4	0	0	0	0	0	0	0	1	0	0	0	1	4	14
	Sindh R	0	0	0	0	0	0	0	0	0	0	0	0	0	0	0	0	0
	Sindh U	0	0	0	0	0	0	0	0	1	0	0	0	0	0	0	0	1
	KP	0	0	1	0	0	0	0	0	0	0	0	0	0	0	0	0	1
	Balochistan	0	0	0	0	0	0	0	0	0	0	0	0	0	0	0	0	0
	AJ&K	0	0	1	0	0	0	0	0	0	0	0	0	0	0	0	0	1
	GB	0	0	0	0	0	0	0	0	0	0	0	0	0	0	0	0	0
	FATA	0	0	0	0	0	0	0	0	0	0	0	0	0	0	0	0	0

TABLE-25

DOMICILE WISE ACTUAL STRENGTH OF EMPLOYEES BY BASIC SCALE AND DIVISIONS / ATTACHED DEPARTMENTS / SUBORDINATE OFFICES

DIVISION/OFFICE	DOMICILE	BASIC SCALE 1 to 16															TOTAL	
		1	2	3	4	5	6	7	8	9	10	11	12	13	14	15		16
National Training	TOTAL	2	7	0	4	0	7	1	0	0	0	5	0	0	16	4	19	65
Bureau, Islamabad	Islamabad	0	0	0	0	0	0	0	0	0	0	0	0	0	2	0	1	3
	Punjab	2	5	0	2	0	5	1	0	0	0	4	0	0	10	3	14	46
	Sindh R	0	0	0	0	0	0	0	0	0	0	0	0	0	0	0	1	1
	Sindh U	0	0	0	0	0	0	0	0	0	0	0	0	0	1	0	1	2
	KP	0	2	0	0	0	2	0	0	0	0	1	0	0	1	1	2	9
	Balochistan	0	0	0	0	0	0	0	0	0	0	0	0	0	0	0	0	0
	AJ&K	0	0	0	2	0	0	0	0	0	0	0	0	0	0	0	0	2
	GB	0	0	0	0	0	0	0	0	0	0	0	0	0	0	0	0	0
	FATA	0	0	0	0	0	0	0	0	0	0	0	0	0	2	0	0	2
Pakistan Manpower	TOTAL	2	6	2	5	1	1	0	0	2	0	2	0	0	4	1	3	29
Institute, Islamabad.	Islamabad	1	1	0	1	0	0	0	0	0	0	0	0	0	0	0	0	3
	Punjab	1	5	1	2	0	0	0	0	1	0	2	0	0	0	1	3	16
	Sindh R	0	0	0	0	1	0	0	0	0	0	0	0	0	1	0	0	2
	Sindh U	0	0	0	0	0	0	0	0	0	0	0	0	0	1	0	0	1
	KP	0	0	0	0	0	1	0	0	0	0	0	0	0	1	0	0	2
	Balochistan	0	0	0	1	0	0	0	0	0	0	0	0	0	0	0	0	1
	AJ&K	0	0	1	1	0	0	0	0	1	0	0	0	0	0	0	0	3
	GB	0	0	0	0	0	0	0	0	0	0	0	0	0	1	0	0	1
	FATA	0	0	0	0	0	0	0	0	0	0	0	0	0	0	0	0	0
Pakistan National	TOTAL	8	0	0	3	0	0	0	0	1	0	2	0	0	0	1	5	20
Commission for UNESCO,	Islamabad	3	0	0	0	0	0	0	0	0	0	0	0	0	0	0	0	3
Islamabad.	Punjab	4	0	0	3	0	0	0	0	1	0	1	0	0	0	1	4	14
	Sindh R	0	0	0	0	0	0	0	0	0	0	1	0	0	0	0	1	2
	Sindh U	0	0	0	0	0	0	0	0	0	0	0	0	0	0	0	0	0
	KP	0	0	0	0	0	0	0	0	0	0	0	0	0	0	0	0	0
	Balochistan	0	0	0	0	0	0	0	0	0	0	0	0	0	0	0	0	0
	AJ&K	1	0	0	0	0	0	0	0	0	0	0	0	0	0	0	0	1
	GB	0	0	0	0	0	0	0	0	0	0	0	0	0	0	0	0	0
	FATA	0	0	0	0	0	0	0	0	0	0	0	0	0	0	0	0	0
12. Finance Division	G. TOTAL	1805	1554	337	488	281	166	81	17	218	6	2180	27	4	781	12	5291	13248
Main, Islamabad.	TOTAL	325	51	0	82	0	0	0	0	67	1	53	4	0	83	3	290	959
	Islamabad	325	51	0	10	0	0	0	0	7	0	0	0	0	0	3	2	398
	Punjab	0	0	0	40	0	0	0	0	36	0	26	3	0	44	0	198	347
	Sindh R	0	0	0	10	0	0	0	0	8	1	7	1	0	9	0	25	61
	Sindh U	0	0	0	9	0	0	0	0	5	0	4	0	0	7	0	11	36
	KP	0	0	0	3	0	0	0	0	7	0	9	0	0	13	0	30	62
	Balochistan	0	0	0	4	0	0	0	0	2	0	1	0	0	5	0	7	19
	AJ&K	0	0	0	3	0	0	0	0	1	0	3	0	0	2	0	6	15
	GB	0	0	0	0	0	0	0	0	1	0	2	0	0	2	0	4	9
	FATA	0	0	0	3	0	0	0	0	0	0	1	0	0	1	0	7	12

TABLE-25

DOMICILE WISE ACTUAL STRENGTH OF EMPLOYEES BY BASIC SCALE AND DIVISIONS / ATTACHED DEPARTMENTS / SUBORDINATE OFFICES

DIVISION/OFFICE	DOMICILE	BASIC SCALE 1 to 16															TOTAL	
		1	2	3	4	5	6	7	8	9	10	11	12	13	14	15		16
Finance (Military),	TOTAL	81	13	0	8	0	0	0	0	26	0	12	0	0	22	0	82	244
Rawalpindi.	Islamabad	0	0	0	0	0	0	0	0	1	0	1	0	0	1	0	0	3
	Punjab	68	9	0	5	0	0	0	0	17	0	8	0	0	14	0	60	181
	Sindh R	0	0	0	0	0	0	0	0	2	0	0	0	0	1	0	4	7
	Sindh U	0	0	0	0	0	0	0	0	0	0	0	0	0	1	0	1	2
	KP	10	3	0	2	0	0	0	0	5	0	3	0	0	3	0	16	42
	Balochistan	0	0	0	0	0	0	0	0	1	0	0	0	0	0	0	1	2
	AJ&K	3	1	0	1	0	0	0	0	0	0	0	0	0	1	0	0	6
	GB	0	0	0	0	0	0	0	0	0	0	0	0	0	0	0	0	0
	FATA	0	0	0	0	0	0	0	0	0	0	0	0	0	1	0	0	1
Central Directorate of	TOTAL	827	209	129	31	11	4	14	2	51	4	1034	3	3	473	1	41	2837
National Savings,	Islamabad	14	4	2	1	0	0	1	0	2	0	27	0	0	2	0	4	57
Islamabad.	Punjab	521	90	44	14	8	1	7	0	24	1	560	2	3	261	1	20	1557
	Sindh R	136	6	9	1	2	1	1	1	8	0	112	1	0	56	0	4	338
	Sindh U	37	30	44	4	0	0	1	1	13	0	140	0	0	59	0	4	333
	KP	67	63	29	8	1	2	1	0	1	3	142	0	0	61	0	7	385
	Balochistan	47	1	0	0	0	0	2	0	1	0	36	0	0	24	0	2	113
	AJ&K	5	9	1	2	0	0	1	0	0	0	5	0	0	8	0	0	31
	GB	0	1	0	1	0	0	0	0	0	0	3	0	0	2	0	0	7
	FATA	0	5	0	0	0	0	0	0	2	0	9	0	0	0	0	0	16
Controller General of	TOTAL	554	424	164	51	27	1	8	0	8	1	707	19	0	44	0	3769	5777
Accounts, HQ, Islamabad.	Islamabad	104	0	0	0	0	0	0	0	0	0	21	0	0	1	0	35	161
	Punjab	363	74	123	29	23	1	2	0	3	0	327	12	0	22	0	1934	2913
	Sindh R	17	14	6	4	0	0	1	0	1	0	77	0	0	2	0	235	357
	Sindh U	29	117	6	4	0	0	2	0	2	1	81	0	0	6	0	422	670
	KP	18	158	24	11	3	0	3	0	2	0	119	6	0	9	0	827	1180
	Balochistan	9	60	2	2	1	0	0	0	0	0	61	1	0	2	0	245	383
	AJ&K	5	1	3	0	0	0	0	0	0	0	4	0	0	0	0	16	29
	GB	9	0	0	1	0	0	0	0	0	0	10	0	0	1	0	12	33
	FATA	0	0	0	0	0	0	0	0	0	0	7	0	0	1	0	43	51
Federal Treasury Office,	TOTAL	3	5	1	0	0	0	3	0	0	0	0	0	0	28	0	4	44
Islamabad.	Islamabad	1	3	0	0	0	0	1	0	0	0	0	0	0	6	0	1	12
	Punjab	2	2	1	0	0	0	0	0	0	0	0	0	0	16	0	3	24
	Sindh R	0	0	0	0	0	0	0	0	0	0	0	0	0	2	0	0	2
	Sindh U	0	0	0	0	0	0	0	0	0	0	0	0	0	1	0	0	1
	KP	0	0	0	0	0	0	2	0	0	0	0	0	0	2	0	0	4
	Balochistan	0	0	0	0	0	0	0	0	0	0	0	0	0	0	0	0	0
	AJ&K	0	0	0	0	0	0	0	0	0	0	0	0	0	1	0	0	1
	GB	0	0	0	0	0	0	0	0	0	0	0	0	0	0	0	0	0
	FATA	0	0	0	0	0	0	0	0	0	0	0	0	0	0	0	0	0

TABLE-25

DOMICILE WISE ACTUAL STRENGTH OF EMPLOYEES BY BASIC SCALE AND DIVISIONS / ATTACHED DEPARTMENTS / SUBORDINATE OFFICES

DIVISION/OFFICE	DOMICILE	BASIC SCALE 1 to 16																TOTAL
		1	2	3	4	5	6	7	8	9	10	11	12	13	14	15	16	
Office of the Auditor	TOTAL	0	818	37	217	0	0	6	0	0	0	355	0	0	130	0	1097	2660
General of Pakistan, HQ,	Islamabad	0	28	1	4	0	0	0	0	0	0	6	0	0	0	0	3	42
Islamabad.	Punjab	0	506	26	80	0	0	6	0	0	0	195	0	0	62	0	610	1485
	Sindh R	0	21	0	12	0	0	0	0	0	0	38	0	0	17	0	98	186
	Sindh U	0	64	4	64	0	0	0	0	0	0	29	0	0	7	0	178	346
	KP	0	116	3	41	0	0	0	0	0	0	45	0	0	25	0	128	358
	Balochistan	0	58	1	12	0	0	0	0	0	0	24	0	0	14	0	56	165
	AJ&K	0	22	2	4	0	0	0	0	0	0	6	0	0	2	0	8	44
	GB	0	1	0	0	0	0	0	0	0	0	11	0	0	1	0	7	20
	FATA	0	2	0	0	0	0	0	0	0	0	1	0	0	2	0	9	14
Pakistan Mint, Lahore.	TOTAL	15	34	6	99	243	161	50	15	66	0	19	1	1	1	8	8	727
	Islamabad	0	0	0	0	0	0	0	0	0	0	0	0	0	0	0	0	0
	Punjab	15	34	6	98	230	146	40	15	57	0	10	1	1	1	6	6	666
	Sindh R	0	0	0	0	0	0	0	0	3	0	1	0	0	0	1	1	6
	Sindh U	0	0	0	0	0	0	0	0	0	0	2	0	0	0	0	0	2
	KP	0	0	0	0	13	15	10	0	5	0	6	0	0	0	0	1	50
	Balochistan	0	0	0	1	0	0	0	0	0	0	0	0	0	0	1	0	2
	AJ&K	0	0	0	0	0	0	0	0	1	0	0	0	0	0	0	0	1
	GB	0	0	0	0	0	0	0	0	0	0	0	0	0	0	0	0	0
	FATA	0	0	0	0	0	0	0	0	0	0	0	0	0	0	0	0	0
13. Foreign Affairs	TOTAL	420	15	49	141	8	0	181	0	92	0	1	1	0	492	87	225	1712
Division	Islamabad	0	0	0	0	0	0	0	0	0	0	0	0	0	0	0	0	0
Main, (Including Pakistan	Punjab	292	12	33	76	6	0	100	0	59	0	1	1	0	263	50	127	1020
Missions Abroad), Islamabad.	Sindh R	7	0	2	12	1	0	17	0	8	0	0	0	0	61	10	28	146
	Sindh U	3	0	2	12	0	0	14	0	5	0	0	0	0	38	7	16	97
	KP	80	1	6	21	1	0	26	0	11	0	0	0	0	70	9	32	257
	Balochistan	1	0	0	8	0	0	12	0	4	0	0	0	0	28	5	9	67
	AJ&K	33	2	5	7	0	0	5	0	1	0	0	0	0	12	1	4	70
	GB	0	0	0	0	0	0	0	0	0	0	0	0	0	0	0	0	0
	FATA	4	0	1	5	0	0	7	0	4	0	0	0	0	20	5	9	55
14. Housing & Works	G. TOTAL	592	55	19	25	7	2	459	0	578	51	372	3	0	81	65	125	2434
Division	TOTAL	37	6	0	10	0	0	0	0	22	0	9	0	0	14	27	16	141
Main, Islamabad.	Islamabad	0	0	0	0	0	0	0	0	0	0	0	0	0	0	0	0	0
	Punjab	17	3	0	7	0	0	0	0	12	0	5	0	0	8	17	11	80
	Sindh R	0	1	0	0	0	0	0	0	2	0	1	0	0	1	2	1	8
	Sindh U	0	0	0	0	0	0	0	0	2	0	1	0	0	1	2	1	7
	KP	16	2	0	3	0	0	0	0	5	0	2	0	0	2	4	2	36
	Balochistan	2	0	0	0	0	0	0	0	0	0	0	0	0	1	1	0	4
	AJ&K	2	0	0	0	0	0	0	0	1	0	0	0	0	0	0	1	4
	GB	0	0	0	0	0	0	0	0	0	0	0	0	0	1	1	0	2
	FATA	0	0	0	0	0	0	0	0	0	0	0	0	0	0	0	0	0

TABLE-25

DOMICILE WISE ACTUAL STRENGTH OF EMPLOYEES BY BASIC SCALE AND DIVISIONS / ATTACHED DEPARTMENTS / SUBORDINATE OFFICES

DIVISION/OFFICE	DOMICILE	BASIC SCALE 1 to 16																
		1	2	3	4	5	6	7	8	9	10	11	12	13	14	15	16	TOTAL
Estate Office, Islamabad.	TOTAL	28	5	10	6	0	1	67	0	19	0	13	3	0	33	0	12	197
	Islamabad	1	1	2	0	0	0	1	0	0	0	0	0	0	0	0	0	5
	Punjab	6	4	7	2	0	1	28	0	8	0	6	0	0	17	0	5	84
	Sindh R	0	0	0	0	0	0	2	0	0	0	2	1	0	3	0	0	8
	Sindh U	18	0	0	2	0	0	16	0	5	0	2	0	0	6	0	2	51
	KP	2	0	0	1	0	0	15	0	2	0	2	2	0	5	0	5	34
	Balochistan	1	0	0	1	0	0	4	0	0	0	1	0	0	2	0	0	9
	AJ&K	0	0	1	0	0	0	0	0	2	0	0	0	0	0	0	0	3
	GB	0	0	0	0	0	0	0	0	1	0	0	0	0	0	0	0	1
	FATA	0	0	0	0	0	0	1	0	1	0	0	0	0	0	0	0	2
National Housing Authority, Islamabad.	TOTAL	2	0	9	2	2	1	5	0	0	0	0	0	0	3	0	2	26
	Islamabad	0	0	0	1	1	0	2	0	0	0	0	0	0	0	0	0	4
	Punjab	2	0	4	1	1	1	1	0	0	0	0	0	0	2	0	2	14
	Sindh R	0	0	1	0	0	0	0	0	0	0	0	0	0	1	0	0	2
	Sindh U	0	0	0	0	0	0	0	0	0	0	0	0	0	0	0	0	0
	KP	0	0	3	0	0	0	2	0	0	0	0	0	0	0	0	0	5
	Balochistan	0	0	0	0	0	0	0	0	0	0	0	0	0	0	0	0	0
	AJ&K	0	0	0	0	0	0	0	0	0	0	0	0	0	0	0	0	0
	GB	0	0	0	0	0	0	0	0	0	0	0	0	0	0	0	0	0
	FATA	0	0	1	0	0	0	0	0	0	0	0	0	0	0	0	0	1
Pakistan Public Works Department, HQ, Islamabad.	TOTAL	525	44	0	7	5	0	387	0	537	51	350	0	0	31	38	95	2070
	Punjab	270	29	0	3	5	0	241	0	376	26	143	0	0	11	21	50	1175
	Sindh R	113	0	0	0	0	0	58	0	65	1	45	0	0	7	4	17	310
	Sindh U	65	5	0	1	0	0	32	0	43	13	56	0	0	2	3	6	226
	KP	43	4	0	1	0	0	24	0	32	10	32	0	0	4	6	13	169
	Balochistan	31	5	0	2	0	0	17	0	20	0	25	0	0	6	3	6	115
	AJ&K	2	1	0	0	0	0	11	0	0	1	14	0	0	0	1	0	30
	GB	0	0	0	0	0	0	0	0	0	0	2	0	0	0	0	0	2
	FATA	1	0	0	0	0	0	4	0	1	0	33	0	0	1	0	3	43
15. Human Rights Division	G. TOTAL	87	24	1	22	4	1	1	1	17	1	8	2	0	26	1	59	255
Main, Islamabad.	TOTAL	86	0	0	20	0	1	0	1	17	1	6	0	0	23	1	50	206
	Islamabad	25	0	0	4	0	0	0	0	5	0	1	0	0	5	0	7	47
	Punjab	35	0	0	9	0	1	0	0	5	0	3	0	0	12	0	20	85
	Sindh R	0	0	0	2	0	0	0	1	0	0	0	0	0	1	0	7	11
	Sindh U	3	0	0	0	0	0	0	0	1	0	0	0	0	0	1	1	6
	KP	17	0	0	3	0	0	0	0	5	0	0	0	0	2	0	8	35
	Balochistan	4	0	0	1	0	0	0	0	1	0	1	0	0	0	0	5	12
	AJ&K	2	0	0	1	0	0	0	0	0	0	1	0	0	0	0	1	5
	GB	0	0	0	0	0	0	0	0	0	1	0	0	0	0	0	0	1
	FATA	0	0	0	0	0	0	0	0	0	0	0	0	0	3	0	1	4

TABLE-25

DOMICILE WISE ACTUAL STRENGTH OF EMPLOYEES BY BASIC SCALE AND DIVISIONS / ATTACHED DEPARTMENTS / SUBORDINATE OFFICES

DIVISION/OFFICE	DOMICILE	BASIC SCALE 1 to 16															TOTAL	
		1	2	3	4	5	6	7	8	9	10	11	12	13	14	15		16
Implementation of National	TOTAL	1	2	0	0	0	0	0	0	0	0	1	0	0	0	0	0	4
Plan of Action for Children,	Islamabad	0	0	0	0	0	0	0	0	0	0	0	0	0	0	0	0	0
Islamabad.	Punjab	1	2	0	0	0	0	0	0	0	0	1	0	0	0	0	0	4
	Sindh R	0	0	0	0	0	0	0	0	0	0	0	0	0	0	0	0	0
	Sindh U	0	0	0	0	0	0	0	0	0	0	0	0	0	0	0	0	0
	KP	0	0	0	0	0	0	0	0	0	0	0	0	0	0	0	0	0
	Balochistan	0	0	0	0	0	0	0	0	0	0	0	0	0	0	0	0	0
	AJ&K	0	0	0	0	0	0	0	0	0	0	0	0	0	0	0	0	0
	GB	0	0	0	0	0	0	0	0	0	0	0	0	0	0	0	0	0
	FATA	0	0	0	0	0	0	0	0	0	0	0	0	0	0	0	0	0
National Commission for	TOTAL	0	4	1	1	1	0	0	0	0	0	0	0	0	2	0	4	13
the Child Welfare &	Islamabad	0	0	1	0	0	0	0	0	0	0	0	0	0	0	0	1	2
Development, Islamabad.	Punjab	0	3	0	1	1	0	0	0	0	0	0	0	0	1	0	1	7
	Sindh R	0	0	0	0	0	0	0	0	0	0	0	0	0	1	0	0	1
	Sindh U	0	0	0	0	0	0	0	0	0	0	0	0	0	0	0	0	0
	KP	0	1	0	0	0	0	0	0	0	0	0	0	0	0	0	1	2
	Balochistan	0	0	0	0	0	0	0	0	0	0	0	0	0	0	0	0	0
	AJ&K	0	0	0	0	0	0	0	0	0	0	0	0	0	0	0	0	0
	GB	0	0	0	0	0	0	0	0	0	0	0	0	0	0	0	1	1
	FATA	0	0	0	0	0	0	0	0	0	0	0	0	0	0	0	0	0
National Child Protection	TOTAL	0	6	0	0	3	0	0	0	0	0	1	2	0	0	0	5	17
Centre (NCPC),	Islamabad	0	3	0	0	3	0	0	0	0	0	0	0	0	0	0	2	8
Islamabad.	Punjab	0	1	0	0	0	0	0	0	0	0	0	2	0	0	0	1	4
	Sindh R	0	0	0	0	0	0	0	0	0	0	0	0	0	0	0	0	0
	Sindh U	0	0	0	0	0	0	0	0	0	0	0	0	0	0	0	0	0
	KP	0	2	0	0	0	0	0	0	0	0	0	0	0	0	0	2	4
	Balochistan	0	0	0	0	0	0	0	0	0	0	0	0	0	0	0	0	0
	AJ&K	0	0	0	0	0	0	0	0	0	0	0	0	0	0	0	0	0
	GB	0	0	0	0	0	0	0	0	0	0	1	0	0	0	0	0	1
	FATA	0	0	0	0	0	0	0	0	0	0	0	0	0	0	0	0	0
Shaheed Benazir Bhutto	TOTAL	0	12	0	1	0	0	1	0	0	0	0	0	0	1	0	0	15
Centre for Women,	Islamabad	0	3	0	1	0	0	0	0	0	0	0	0	0	0	0	0	4
Islamabad.	Punjab	0	7	0	0	0	0	0	0	0	0	0	0	0	1	0	0	8
	Sindh R	0	0	0	0	0	0	0	0	0	0	0	0	0	0	0	0	0
	Sindh U	0	0	0	0	0	0	0	0	0	0	0	0	0	0	0	0	0
	KP	0	2	0	0	0	0	1	0	0	0	0	0	0	0	0	0	3
	Balochistan	0	0	0	0	0	0	0	0	0	0	0	0	0	0	0	0	0
	AJ&K	0	0	0	0	0	0	0	0	0	0	0	0	0	0	0	0	0
	GB	0	0	0	0	0	0	0	0	0	0	0	0	0	0	0	0	0
	FATA	0	0	0	0	0	0	0	0	0	0	0	0	0	0	0	0	0

TABLE-25

DOMICILE WISE ACTUAL STRENGTH OF EMPLOYEES BY BASIC SCALE AND DIVISIONS / ATTACHED DEPARTMENTS / SUBORDINATE OFFICES

DIVISION/OFFICE	DOMICILE	BASIC SCALE 1 to 16																
		1	2	3	4	5	6	7	8	9	10	11	12	13	14	15	16	TOTAL
16. Industries & Production	G. TOTAL	88	20	5	20	0	0	0	3	23	0	17	2	0	43	63	33	317
Division	TOTAL	83	10	0	16	0	0	0	0	12	0	10	2	0	41	56	29	259
Main, Islamabad.	Islamabad	26	0	0	0	0	0	0	0	2	0	2	0	0	2	7	1	40
	Punjab	32	4	0	10	0	0	0	0	5	0	6	2	0	18	31	15	123
	Sindh R	0	0	0	0	0	0	0	0	2	0	1	0	0	8	1	5	17
	Sindh U	1	0	0	0	0	0	0	0	0	0	0	0	0	3	3	3	10
	KP	18	3	0	5	0	0	0	0	3	0	1	0	0	6	6	2	44
	Balochistan	1	0	0	1	0	0	0	0	0	0	0	0	0	3	4	1	10
	AJ&K	4	3	0	0	0	0	0	0	0	0	0	0	0	0	3	2	12
	GB	1	0	0	0	0	0	0	0	0	0	0	0	0	0	0	0	1
	FATA	0	0	0	0	0	0	0	0	0	0	0	0	0	1	1	0	2
Department of	TOTAL	5	10	5	4	0	0	0	3	11	0	7	0	0	2	7	4	58
Explosives HQ, Rawalpindi.	Islamabad	0	0	0	0	0	0	0	0	0	0	0	0	0	0	1	1	2
	Punjab	2	3	3	2	0	0	0	1	5	0	4	0	0	1	2	1	24
	Sindh R	0	1	1	1	0	0	0	0	1	0	0	0	0	0	1	1	6
	Sindh U	0	1	0	0	0	0	0	0	2	0	2	0	0	0	1	1	7
	KP	1	2	1	0	0	0	0	1	2	0	1	0	0	1	2	0	11
	Balochistan	1	1	0	1	0	0	0	1	1	0	0	0	0	0	0	0	5
	AJ&K	1	2	0	0	0	0	0	0	0	0	0	0	0	0	0	0	3
	GB	0	0	0	0	0	0	0	0	0	0	0	0	0	0	0	0	0
	FATA	0	0	0	0	0	0	0	0	0	0	0	0	0	0	0	0	0
17. Information & Broadcasting	G. TOTAL	431	86	57	98	104	2	15	4	146	28	119	0	33	128	61	246	1558
Division	TOTAL	177	0	2	2	36	0	0	0	19	0	10	0	0	35	0	79	360
Main, Islamabad.	Islamabad	23	0	0	0	2	0	0	0	0	0	0	0	0	0	0	0	25
	Punjab	76	0	0	2	23	0	0	0	12	0	6	0	0	21	0	49	189
	Sindh R	0	0	0	0	0	0	0	0	1	0	0	0	0	3	0	6	10
	Sindh U	12	0	0	0	1	0	0	0	1	0	1	0	0	7	0	5	27
	KP	30	0	2	0	5	0	0	0	5	0	2	0	0	2	0	16	62
	Balochistan	8	0	0	0	0	0	0	0	0	0	0	0	0	1	0	2	11
	AJ&K	28	0	0	0	5	0	0	0	0	0	1	0	0	0	0	1	35
	GB	0	0	0	0	0	0	0	0	0	0	0	0	0	0	0	0	0
	FATA	0	0	0	0	0	0	0	0	0	0	0	0	0	1	0	0	1
Audit Bureau of Circulation,	TOTAL	0	16	0	0	3	0	0	0	2	0	1	0	0	3	0	12	37
Islamabad.	Islamabad	0	0	0	0	0	0	0	0	0	0	0	0	0	0	0	0	0
	Punjab	0	12	0	0	1	0	0	0	1	0	0	0	0	1	0	10	25
	Sindh R	0	1	0	0	1	0	0	0	1	0	0	0	0	1	0	0	4
	Sindh U	0	3	0	0	0	0	0	0	0	0	0	0	0	1	0	2	6
	KP	0	0	0	0	1	0	0	0	0	0	0	0	0	0	0	0	1
	Balochistan	0	0	0	0	0	0	0	0	0	0	0	0	0	0	0	0	0
	AJ&K	0	0	0	0	0	0	0	0	0	0	1	0	0	0	0	0	1
	GB	0	0	0	0	0	0	0	0	0	0	0	0	0	0	0	0	0
	FATA	0	0	0	0	0	0	0	0	0	0	0	0	0	0	0	0	0

TABLE-25

DOMICILE WISE ACTUAL STRENGTH OF EMPLOYEES BY BASIC SCALE AND DIVISIONS / ATTACHED DEPARTMENTS / SUBORDINATE OFFICES

DIVISION/OFFICE	DOMICILE	BASIC SCALE 1 to 16															TOTAL	
		1	2	3	4	5	6	7	8	9	10	11	12	13	14	15		16
Central Board of Film	TOTAL	1	7	0	0	2	0	3	0	2	0	4	0	0	1	1	5	26
Censors, Islamabad.	Islamabad	1	1	0	0	0	0	1	0	1	0	2	0	0	1	0	0	7
	Punjab	0	2	0	0	1	0	1	0	0	0	1	0	0	0	1	2	8
	Sindh R	0	0	0	0	0	0	0	0	0	0	0	0	0	0	0	0	0
	Sindh U	0	0	0	0	0	0	0	0	1	0	0	0	0	0	0	0	1
	KP	0	3	0	0	0	0	1	0	0	0	1	0	0	0	0	2	7
	Balochistan	0	0	0	0	0	0	0	0	0	0	0	0	0	0	0	1	1
	AJ&K	0	1	0	0	1	0	0	0	0	0	0	0	0	0	0	0	2
	GB	0	0	0	0	0	0	0	0	0	0	0	0	0	0	0	0	0
	FATA	0	0	0	0	0	0	0	0	0	0	0	0	0	0	0	0	0
Directorate of Electronic	TOTAL	21	49	12	4	24	0	8	0	35	27	35	0	6	19	4	53	297
Media and Publications, Islamabad.	Islamabad	0	3	1	0	1	0	1	0	2	0	0	0	1	2	1	2	14
	Punjab	17	20	8	3	11	0	4	0	17	6	18	0	1	10	1	31	147
	Sindh R	0	4	0	0	2	0	1	0	1	2	0	0	0	2	0	2	14
	Sindh U	0	9	2	0	4	0	2	0	3	11	9	0	1	3	0	8	52
	KP	1	8	0	0	2	0	0	0	7	5	6	0	2	2	1	6	40
	Balochistan	0	2	0	0	0	0	0	0	1	1	2	0	0	0	0	3	9
	AJ&K	2	3	1	1	4	0	0	0	3	1	0	0	0	0	1	1	17
	GB	1	0	0	0	0	0	0	0	1	0	0	0	0	0	0	0	2
	FATA	0	0	0	0	0	0	0	0	0	1	0	0	1	0	0	0	2
Federal Land Commission, Islamabad.	TOTAL	29	2	0	8	1	0	0	0	6	0	5	0	0	2	11	15	79
	Islamabad	0	0	0	0	0	0	0	0	0	0	0	0	0	0	0	0	0
	Punjab	17	2	0	3	1	0	0	0	3	0	2	0	0	1	4	10	43
	Sindh R	2	0	0	2	0	0	0	0	2	0	1	0	0	0	0	2	9
	Sindh U	1	0	0	0	0	0	0	0	0	0	0	0	0	0	1	0	2
	KP	5	0	0	2	0	0	0	0	0	0	2	0	0	0	3	2	14
	Balochistan	2	0	0	0	0	0	0	0	0	0	0	0	0	1	2	0	5
	AJ&K	1	0	0	1	0	0	0	0	0	0	0	0	0	0	0	1	3
	GB	1	0	0	0	0	0	0	0	0	0	0	0	0	0	1	0	2
	FATA	0	0	0	0	0	0	0	0	1	0	0	0	0	0	0	0	1
Implementation Tribunal For Newspaper Employees, Islamabad.	TOTAL	5	4	0	0	1	0	0	0	1	0	2	0	0	0	0	5	18
	Islamabad	0	2	0	0	0	0	0	0	0	0	1	0	0	0	0	2	5
	Punjab	1	0	0	0	1	0	0	0	1	0	0	0	0	0	0	2	5
	Sindh R	0	0	0	0	0	0	0	0	0	0	0	0	0	0	0	0	0
	Sindh U	0	0	0	0	0	0	0	0	0	0	0	0	0	0	0	0	0
	KP	4	2	0	0	0	0	0	0	0	0	1	0	0	0	0	1	8
	Balochistan	0	0	0	0	0	0	0	0	0	0	0	0	0	0	0	0	0
	AJ&K	0	0	0	0	0	0	0	0	0	0	0	0	0	0	0	0	0
	GB	0	0	0	0	0	0	0	0	0	0	0	0	0	0	0	0	0
	FATA	0	0	0	0	0	0	0	0	0	0	0	0	0	0	0	0	0

TABLE-25

DOMICILE WISE ACTUAL STRENGTH OF EMPLOYEES BY BASIC SCALE AND DIVISIONS / ATTACHED DEPARTMENTS / SUBORDINATE OFFICES

DIVISION/OFFICE	DOMICILE	BASIC SCALE 1 to 16																
		1	2	3	4	5	6	7	8	9	10	11	12	13	14	15	16	TOTAL
Information Service	TOTAL	9	1	5	0	3	0	2	0	1	0	1	0	0	2	0	6	30
Academy, Islamabad.	Islamabad	1	0	0	0	0	0	1	0	1	0	0	0	0	0	0	1	4
	Punjab	3	0	4	0	1	0	1	0	0	0	1	0	0	0	0	4	14
	Sindh R	1	0	0	0	0	0	0	0	0	0	0	0	0	1	0	0	2
	Sindh U	0	0	0	0	0	0	0	0	0	0	0	0	0	0	0	0	0
	KP	3	1	1	0	2	0	0	0	0	0	0	0	0	1	0	1	9
	Balochistan	0	0	0	0	0	0	0	0	0	0	0	0	0	0	0	0	0
	AJ&K	1	0	0	0	0	0	0	0	0	0	0	0	0	0	0	0	1
	GB	0	0	0	0	0	0	0	0	0	0	0	0	0	0	0	0	0
	FATA	0	0	0	0	0	0	0	0	0	0	0	0	0	0	0	0	0
Press Information	TOTAL	189	7	38	84	34	2	2	4	80	1	61	0	27	66	45	71	711
Department, Islamabad.	Islamabad	91	2	6	19	8	0	2	2	4	0	5	0	1	5	0	1	146
	Punjab	46	1	18	31	14	0	0	0	49	0	33	0	12	43	26	43	316
	Sindh R	4	1	1	6	7	0	0	0	12	0	6	0	2	2	2	6	49
	Sindh U	13	2	6	12	2	0	0	0	0	0	5	0	3	0	5	7	55
	KP	8	0	3	8	1	1	0	0	10	1	6	0	4	9	7	5	63
	Balochistan	4	0	2	6	1	1	0	2	2	0	4	0	2	3	3	3	33
	AJ&K	19	0	0	1	0	0	0	0	3	0	0	0	1	3	0	2	29
	GB	1	1	2	1	1	0	0	0	0	0	1	0	2	1	1	2	13
	FATA	3	0	0	0	0	0	0	0	0	0	1	0	0	0	1	2	7
Office of the Press	TOTAL	0	0	0	0	0	0	0	0	0	0	0	0	0	0	0	0	0
Registrar, Islamabad.	Islamabad	0	0	0	0	0	0	0	0	0	0	0	0	0	0	0	0	0
	Punjab	0	0	0	0	0	0	0	0	0	0	0	0	0	0	0	0	0
	Sindh R	0	0	0	0	0	0	0	0	0	0	0	0	0	0	0	0	0
	Sindh U	0	0	0	0	0	0	0	0	0	0	0	0	0	0	0	0	0
	KP	0	0	0	0	0	0	0	0	0	0	0	0	0	0	0	0	0
	Balochistan	0	0	0	0	0	0	0	0	0	0	0	0	0	0	0	0	0
	AJ&K	0	0	0	0	0	0	0	0	0	0	0	0	0	0	0	0	0
	GB	0	0	0	0	0	0	0	0	0	0	0	0	0	0	0	0	0
	FATA	0	0	0	0	0	0	0	0	0	0	0	0	0	0	0	0	0
18. Information Technology	G. TOTAL	28	16	1	12	2	0	1	0	10	0	4	1	0	8	7	25	115
and Telecommunications	TOTAL	28	9	0	12	1	0	0	0	10	0	4	1	0	4	7	21	97
Division	Islamabad	0	0	0	0	0	0	0	0	0	0	0	0	0	0	0	0	0
Main, Islamabad.	Punjab	20	7	0	7	1	0	0	0	6	0	3	0	0	4	4	13	65
	Sindh R	0	0	0	0	0	0	0	0	0	0	0	0	0	1	2	3	3
	Sindh U	1	0	0	0	0	0	0	0	1	0	0	0	0	0	0	1	3
	KP	6	1	0	1	0	0	0	0	1	0	1	1	0	0	1	4	16
	Balochistan	0	0	0	1	0	0	0	0	2	0	0	0	0	0	0	0	3
	AJ&K	1	1	0	2	0	0	0	0	0	0	0	0	0	0	0	0	4
	GB	0	0	0	0	0	0	0	0	0	0	0	0	0	0	0	1	1
	FATA	0	0	0	1	0	0	0	0	0	0	0	0	0	0	1	0	2

TABLE-25

DOMICILE WISE ACTUAL STRENGTH OF EMPLOYEES BY BASIC SCALE AND DIVISIONS / ATTACHED DEPARTMENTS / SUBORDINATE OFFICES

DIVISION/OFFICE	DOMICILE	BASIC SCALE 1 to 16																
		1	2	3	4	5	6	7	8	9	10	11	12	13	14	15	16	TOTAL
National Information	TOTAL	0	7	1	0	1	0	1	0	0	0	0	0	0	4	0	4	18
Technology Board ,	Islamabad	0	0	0	0	1	0	0	0	0	0	0	0	0	0	0	0	1
Islamabad.	Punjab	0	6	0	0	0	0	0	0	0	0	0	0	0	3	0	4	13
	Sindh R	0	0	0	0	0	0	0	0	0	0	0	0	0	0	0	0	0
	Sindh U	0	0	0	0	0	0	0	0	0	0	0	0	0	0	0	0	0
	KP	0	1	0	0	0	0	1	0	0	0	0	0	0	1	0	0	3
	Balochistan	0	0	0	0	0	0	0	0	0	0	0	0	0	0	0	0	0
	AJ&K	0	0	0	0	0	0	0	0	0	0	0	0	0	0	0	0	0
	GB	0	0	1	0	0	0	0	0	0	0	0	0	0	0	0	0	1
	FATA	0	0	0	0	0	0	0	0	0	0	0	0	0	0	0	0	0
19. Inter Provincial	G. TOTAL	27	43	12	10	19	3	8	0	32	0	18	2	0	22	0	60	256
Coordination Division,	TOTAL	23	40	12	6	16	3	4	0	20	0	7	1	0	18	0	45	195
Main, Islamabad.	Islamabad	6	20	4	2	3	1	0	0	4	0	1	0	0	4	0	6	51
	Punjab	13	15	5	3	5	0	2	0	9	0	2	1	0	11	0	18	84
	Sindh R	0	0	0	0	3	1	0	0	1	0	1	0	0	0	0	4	10
	Sindh U	0	0	0	0	0	0	0	0	2	0	0	0	0	0	0	4	6
	KP	3	4	2	1	4	0	2	0	3	0	3	0	0	1	0	12	35
	Balochistan	0	0	0	0	1	0	0	0	0	0	0	0	0	2	0	1	4
	AJ&K	1	1	1	0	0	1	0	0	1	0	0	0	0	0	0	0	5
	GB	0	0	0	0	0	0	0	0	0	0	0	0	0	0	0	0	0
	FATA	0	0	0	0	0	0	0	0	0	0	0	0	0	0	0	0	0
Inter Board Committee	TOTAL	0	3	0	4	3	0	4	0	12	0	11	0	0	0	0	14	51
of Chairman, Islamabad.	Islamabad	0	1	0	0	2	0	0	0	0	0	0	0	0	0	0	0	3
	Punjab	0	1	0	1	1	0	2	0	6	0	1	0	0	0	0	8	20
	Sindh R	0	0	0	0	0	0	0	0	2	0	0	0	0	0	0	1	3
	Sindh U	0	0	0	0	0	0	0	0	0	0	0	0	0	0	0	0	0
	KP	0	0	0	2	0	0	2	0	1	0	6	0	0	0	0	4	15
	Balochistan	0	0	0	1	0	0	0	0	2	0	2	0	0	0	0	1	6
	AJ&K	0	0	0	0	0	0	0	0	1	0	1	0	0	0	0	0	2
	GB	0	1	0	0	0	0	0	0	0	0	1	0	0	0	0	0	2
	FATA	0	0	0	0	0	0	0	0	0	0	0	0	0	0	0	0	0
National Internship	TOTAL	4	0	0	0	0	0	0	0	0	0	0	1	0	4	0	1	10
Programme, Islamabad.	Islamabad	0	0	0	0	0	0	0	0	0	0	0	0	0	0	0	0	0
	Punjab	1	0	0	0	0	0	0	0	0	0	0	1	0	1	0	0	3
	Sindh R	2	0	0	0	0	0	0	0	0	0	0	0	0	1	0	1	4
	Sindh U	0	0	0	0	0	0	0	0	0	0	0	0	0	1	0	0	1
	KP	0	0	0	0	0	0	0	0	0	0	0	0	0	0	0	0	0
	Balochistan	1	0	0	0	0	0	0	0	0	0	0	0	0	1	0	0	2
	AJ&K	0	0	0	0	0	0	0	0	0	0	0	0	0	0	0	0	0
	GB	0	0	0	0	0	0	0	0	0	0	0	0	0	0	0	0	0
	FATA	0	0	0	0	0	0	0	0	0	0	0	0	0	0	0	0	0

TABLE-25

DOMICILE WISE ACTUAL STRENGTH OF EMPLOYEES BY BASIC SCALE AND DIVISIONS / ATTACHED DEPARTMENTS / SUBORDINATE OFFICES

DIVISION/OFFICE	DOMICILE	BASIC SCALE 1 to 16																TOTAL
		1	2	3	4	5	6	7	8	9	10	11	12	13	14	15	16	
20. Interior Division	G. TOTAL	464	7352	105	3538	89542	41996	22124	10015	7786	238	4514	313	1467	2731	117	1677	193979
Main, Islamabad.	TOTAL	27	178	6	51	0	0	46	0	70	0	1	16	0	100	1	21	517
	Islamabad	0	0	0	0	0	0	0	0	0	0	0	0	0	0	0	1	1
	Punjab	23	178	4	31	0	0	30	0	44	0	1	9	0	64	1	16	401
	Sindh R	0	0	0	1	0	0	4	0	4	0	0	1	0	11	0	2	23
	Sindh U	0	0	0	3	0	0	1	0	1	0	0	1	0	4	0	1	11
	KP	1	0	1	9	0	0	9	0	15	0	0	2	0	12	0	1	50
	Balochistan	1	0	0	2	0	0	1	0	4	0	0	2	0	5	0	0	15
	AJ&K	2	0	1	4	0	0	0	0	2	0	0	1	0	2	0	0	12
	GB	0	0	0	0	0	0	0	0	0	0	0	0	0	0	0	0	0
	FATA	0	0	0	1	0	0	1	0	0	0	0	0	0	2	0	0	4
Directorate General of Civil	TOTAL	21	51	14	13	22	12	9	0	38	5	21	0	0	40	2	34	282
Defence, Islamabad, Lahore,	Islamabad	5	4	0	1	3	0	0	0	4	0	1	0	0	3	0	3	24
Karachi, Peshawar, Quetta,	Punjab	10	28	6	5	7	9	7	0	15	4	13	0	0	20	0	16	140
AJ&K, Muzaffarabad.	Sindh R	0	5	2	1	0	0	0	0	3	0	0	0	0	8	0	1	20
	Sindh U	0	3	3	2	0	0	0	0	7	0	0	0	0	0	1	4	20
	KP	2	5	2	2	6	2	2	0	4	0	4	0	0	6	0	7	42
	Balochistan	2	5	1	1	2	1	0	0	4	1	2	0	0	2	1	1	23
	AJ&K	2	1	0	0	4	0	0	0	1	0	1	0	0	1	0	1	11
	GB	0	0	0	1	0	0	0	0	0	0	0	0	0	0	0	1	2
	FATA	0	0	0	0	0	0	0	0	0	0	0	0	0	0	0	0	0
Directorate General of	TOTAL	143	27	0	123	5	0	0	0	172	31	507	36	0	15	5	63	1127
Immigration and	Islamabad	0	0	0	6	1	0	0	0	0	0	8	4	0	1	0	2	22
Passports, HQ,	Punjab	69	13	0	80	4	0	0	0	82	19	252	15	0	6	1	31	572
Islamabad.	Sindh R	7	0	0	2	0	0	0	0	18	4	55	4	0	3	0	7	100
	Sindh U	35	8	0	6	0	0	0	0	30	1	55	1	0	0	3	3	142
	KP	21	3	0	20	0	0	0	0	27	4	83	10	0	2	1	14	185
	Balochistan	5	1	0	3	0	0	0	0	8	1	21	1	0	2	0	2	44
	AJ&K	6	2	0	4	0	0	0	0	4	1	9	0	0	1	0	3	30
	GB	0	0	0	1	0	0	0	0	2	0	5	1	0	0	0	0	9
	FATA	0	0	0	1	0	0	0	0	1	1	19	0	0	0	0	1	23
Federal Investigation	TOTAL	0	260	13	7	1038	0	316	0	516	0	112	33	0	390	0	325	3010
Agency, HQ. Islamabad.	Islamabad	0	119	7	1	254	0	15	0	21	0	3	3	0	16	0	6	445
	Punjab	0	60	2	5	329	0	129	0	263	0	65	14	0	221	0	180	1268
	Sindh R	0	17	4	0	136	0	23	0	73	0	4	2	0	40	0	40	339
	Sindh U	0	32	0	1	96	0	62	0	37	0	17	2	0	29	0	22	298
	KP	0	15	0	0	110	0	33	0	74	0	14	6	0	43	0	48	343
	Balochistan	0	17	0	0	105	0	35	0	26	0	4	6	0	28	0	18	239
	AJ&K	0	0	0	0	2	0	8	0	9	0	2	0	0	4	0	3	28
	GB	0	0	0	0	4	0	8	0	11	0	3	0	0	5	0	5	36
	FATA	0	0	0	0	2	0	3	0	2	0	0	0	0	4	0	3	14

TABLE-25

DOMICILE WISE ACTUAL STRENGTH OF EMPLOYEES BY BASIC SCALE AND DIVISIONS / ATTACHED DEPARTMENTS / SUBORDINATE OFFICES

DIVISION/OFFICE	DOMICILE	BASIC SCALE 1 to 16																
		1	2	3	4	5	6	7	8	9	10	11	12	13	14	15	16	TOTAL
Islamabad Capital	TOTAL	169	101	8	33	6848	37	1473	28	1090	0	28	90	0	550	20	188	10663
Territory Administration,	Islamabad	58	39	1	13	640	2	83	2	45	0	7	22	0	13	4	4	933
Islamabad.	Punjab	90	55	7	11	4206	21	955	14	809	0	15	30	0	443	9	155	6820
	Sindh R	0	0	0	1	122	2	20	1	20	0	2	5	0	8	3	5	189
	Sindh U	0	0	0	0	152	1	14	1	16	0	1	4	0	3	1	1	194
	KP	16	4	0	4	1405	10	358	7	141	0	3	14	0	71	2	19	2054
	Balochistan	1	0	0	2	60	1	6	1	23	0	0	4	0	1	0	2	101
	AJ&K	3	1	0	2	141	0	24	0	24	0	0	8	0	9	1	1	214
	GB	1	2	0	0	17	0	2	0	8	0	0	2	0	1	0	1	34
	FATA	0	0	0	0	105	0	11	2	4	0	0	1	0	1	0	0	124
National Academy for	TOTAL	12	1	0	1	11	0	5	0	2	0	3	2	0	2	0	3	42
Prisons Administration,	Islamabad	0	0	0	0	0	0	0	0	0	0	0	0	0	0	0	0	0
Labore.	Punjab	11	1	0	1	9	0	3	0	2	0	3	2	0	2	0	3	37
	Sindh R	0	0	0	0	1	0	0	0	0	0	0	0	0	0	0	0	1
	Sindh U	0	0	0	0	0	0	0	0	0	0	0	0	0	0	0	0	0
	KP	1	0	0	0	1	0	2	0	0	0	0	0	0	0	0	0	4
	Balochistan	0	0	0	0	0	0	0	0	0	0	0	0	0	0	0	0	0
	AJ&K	0	0	0	0	0	0	0	0	0	0	0	0	0	0	0	0	0
	GB	0	0	0	0	0	0	0	0	0	0	0	0	0	0	0	0	0
	FATA	0	0	0	0	0	0	0	0	0	0	0	0	0	0	0	0	0
Gilgit Baltistan Scouts	TOTAL	0	145	0	0	1196	386	323	82	45	0	169	0	16	44	19	4	2429
HQ, Gilgit.	Islamabad	0	0	0	0	0	0	0	0	0	0	0	0	0	1	0	0	1
	Punjab	0	8	0	0	0	0	0	0	7	0	88	0	0	24	6	0	133
	Sindh R	0	0	0	0	0	0	0	0	3	0	18	0	0	1	2	0	24
	Sindh U	0	0	0	0	0	0	0	0	0	0	3	0	0	0	2	0	5
	KP	0	0	0	0	0	0	0	0	2	0	20	0	0	6	3	0	31
	Balochistan	0	0	0	0	0	0	0	0	0	0	2	0	0	0	0	0	2
	AJ&K	0	0	0	0	0	0	0	0	0	0	1	0	0	3	3	0	7
	GB	0	137	0	0	1196	386	323	82	33	0	37	0	16	9	3	4	2226
	FATA	0	0	0	0	0	0	0	0	0	0	0	0	0	0	0	0	0
HQ Frontier Constabulary KP,	TOTAL	92	549	59	0	0	16966	2060	1357	1258	0	504	127	2	21	21	8	23024
Peshawar.	Islamabad	0	6	0	0	0	0	0	0	0	0	0	0	0	0	0	0	6
	Punjab	4	3	0	0	0	218	28	14	11	0	7	0	0	0	0	0	285
	Sindh R	27	0	0	0	0	0	0	0	0	0	0	0	0	0	0	0	27
	Sindh U	0	0	0	0	0	0	0	0	0	0	0	0	0	0	0	0	0
	KP	58	501	49	0	0	14078	1714	1187	1110	0	421	127	0	17	21	5	19288
	Balochistan	0	1	0	0	0	0	0	0	0	0	0	0	0	0	0	0	1
	AJ&K	0	0	0	0	0	0	0	0	0	0	0	0	0	0	0	0	0
	GB	0	0	10	0	0	1	0	0	0	0	0	0	0	0	0	0	11
	FATA	3	38	0	0	0	2669	318	156	137	0	76	0	2	4	0	3	3406

TABLE-25

DOMICILE WISE ACTUAL STRENGTH OF EMPLOYEES BY BASIC SCALE AND DIVISIONS / ATTACHED DEPARTMENTS / SUBORDINATE OFFICES

DIVISION/OFFICE	DOMICILE	BASIC SCALE 1 to 16																
		1	2	3	4	5	6	7	8	9	10	11	12	13	14	15	16	TOTAL
HQ Frontier Corps	TOTAL	0	2	5	2660	28656	8085	5816	1402	2620	130	1341	9	126	599	33	106	51590
Balochistan, Quetta.	Islamabad	0	0	0	0	7	2	0	0	0	0	0	0	0	0	0	0	9
	Punjab	0	0	0	1218	10471	2804	2002	505	1049	50	529	4	34	238	16	55	18975
	Sindh R	0	0	0	8	140	6	3	5	3	1	1	0	0	0	0	0	167
	Sindh U	0	0	0	16	44	3	1	0	2	0	0	0	0	0	0	0	66
	KP	0	1	0	833	13481	4122	3045	676	1304	69	675	4	74	290	14	46	24634
	Balochistan	0	1	5	558	4196	1028	667	194	240	9	111	0	14	50	3	4	7080
	AJ&K	0	0	0	14	65	12	20	5	2	1	7	1	1	2	0	0	130
	GB	0	0	0	4	17	4	6	0	0	0	0	0	0	1	0	0	32
	FATA	0	0	0	9	235	104	72	17	20	0	18	0	3	18	0	1	497
HQ Pakistan Rangers	TOTAL	0	1227	0	0	11946	3354	2357	1174	644	0	249	0	586	0	0	359	21896
Punjab, Lahore.	Islamabad	0	0	0	0	25	0	0	0	0	0	0	0	1	0	0	0	26
	Punjab	0	1165	0	0	9457	2957	2148	1076	579	0	231	0	533	0	0	326	18472
	Sindh R	0	3	0	0	534	11	12	5	4	0	0	0	6	0	0	0	575
	Sindh U	0	1	0	0	93	5	6	3	3	0	1	0	2	0	0	2	116
	KP	0	38	0	0	1435	338	166	79	53	0	14	0	36	0	0	24	2183
	Balochistan	0	0	0	0	69	0	0	0	0	0	1	0	2	0	0	0	72
	AJ&K	0	14	0	0	195	35	25	6	5	0	1	0	4	0	0	5	290
	GB	0	3	0	0	105	1	0	4	0	0	0	0	2	0	0	1	116
	FATA	0	3	0	0	33	7	0	1	0	0	1	0	0	0	0	1	46
HQ Pakistan Rangers	TOTAL	0	1435	0	0	12800	4229	3021	1476	774	0	298	0	737	0	0	440	25210
Sindh, Karachi.	Islamabad	0	0	0	0	0	0	2	0	0	0	0	0	0	0	0	0	2
	Punjab	0	889	0	0	4851	2190	2135	958	495	0	225	0	481	0	0	283	12507
	Sindh R	0	271	0	0	3024	659	438	260	145	0	24	0	90	0	0	56	4967
	Sindh U	0	209	0	0	1678	308	113	112	41	0	15	0	46	0	0	38	2560
	KP	0	59	0	0	1973	823	241	105	74	0	28	0	82	0	0	46	3431
	Balochistan	0	1	0	0	424	113	12	5	6	0	2	0	13	0	0	5	581
	AJ&K	0	5	0	0	343	50	33	16	6	0	2	0	10	0	0	3	468
	GB	0	0	0	0	0	0	0	0	0	0	0	0	0	0	0	0	0
	FATA	0	1	0	0	507	86	47	20	7	0	2	0	15	0	0	9	694
Pakistan Coast Guards,	TOTAL	0	0	0	189	2006	557	571	163	194	0	109	0	0	84	1	18	3892
Karachi.	Islamabad	0	0	0	0	0	0	0	0	0	0	0	0	0	0	0	0	0
	Punjab	0	0	0	97	782	199	281	114	110	0	78	0	0	67	1	8	1737
	Sindh R	0	0	0	7	346	141	83	10	20	0	6	0	3	0	3	619	
	Sindh U	0	0	0	77	283	57	47	11	18	0	9	0	4	0	2	508	
	KP	0	0	0	6	391	105	124	21	37	0	13	0	7	0	4	708	
	Balochistan	0	0	0	1	128	48	23	1	2	0	1	0	0	0	0	0	204
	AJ&K	0	0	0	0	26	4	8	5	4	0	2	0	2	0	0	51	
	GB	0	0	0	1	27	1	1	1	0	0	0	0	1	0	0	32	
	FATA	0	0	0	0	23	2	4	0	3	0	0	0	0	0	1	33	

TABLE-25

DOMICILE WISE ACTUAL STRENGTH OF EMPLOYEES BY BASIC SCALE AND DIVISIONS / ATTACHED DEPARTMENTS / SUBORDINATE OFFICES

DIVISION/OFFICE	DOMICILE	BASIC SCALE 1 to 16																
		1	2	3	4	5	6	7	8	9	10	11	12	13	14	15	16	TOTAL
HQ Frontier Corps	TOTAL	0	3376	0	461	25014	8370	6127	4333	363	72	1172	0	0	886	15	108	50297
KP, Peshawar.	Islamabad	0	0	0	0	0	0	0	0	0	0	0	0	0	0	0	0	0
	Punjab	0	740	0	0	0	0	2	0	8	2	0	0	0	1	2	3	758
	Sindh R	0	0	0	0	0	0	0	0	0	0	0	0	0	0	0	0	0
	Sindh U	0	0	0	0	0	0	0	0	0	0	0	0	0	0	0	0	0
	KP	0	2545	0	400	21149	7261	5312	3690	348	70	1060	0	0	825	13	102	42775
	Balochistan	0	0	0	0	0	0	0	0	0	0	0	0	0	0	0	0	0
	AJ&K	0	0	0	0	0	0	0	0	0	0	0	0	0	0	0	0	0
	GB	0	0	0	0	0	0	0	0	0	0	0	0	0	0	0	0	0
	FATA	0	91	0	61	3865	1109	813	643	7	0	112	0	0	60	0	3	6764
21. Kashmir Affairs &	G. TOTAL	1010	5424	838	259	6272	661	2496	315	4017	88	4759	423	0	2159	135	2058	30914
Gilgit Baltistan Division	TOTAL	5	15	3	5	1	1	3	0	11	0	5	0	0	5	2	24	80
Main, Islamabad.	Islamabad	1	2	0	1	0	0	0	0	2	0	1	0	0	0	1	0	8
	Punjab	4	10	1	1	1	1	1	0	5	0	0	0	0	1	1	10	36
	Sindh R	0	0	0	1	0	0	0	0	1	0	0	0	0	1	0	1	4
	Sindh U	0	0	0	0	0	0	0	0	0	0	0	0	0	0	0	4	4
	KP	0	2	0	1	0	0	2	0	2	0	3	0	0	2	0	7	19
	Balochistan	0	0	0	0	0	0	0	0	0	0	1	0	0	1	0	1	3
	AJ&K	0	1	2	1	0	0	0	0	1	0	0	0	0	0	0	1	6
	GB	0	0	0	0	0	0	0	0	0	0	0	0	0	0	0	0	0
	FATA	0	0	0	0	0	0	0	0	0	0	0	0	0	0	0	0	0
Directorate of Health	TOTAL	0	3	4	0	0	0	1	1	1	1	0	0	0	2	0	0	13
Services AK, Rawalpindi.	Islamabad	0	0	0	0	0	0	0	0	0	0	0	0	0	0	0	0	0
	Punjab	0	2	0	0	0	0	1	0	0	0	0	0	0	1	0	0	4
	Sindh R	0	0	2	0	0	0	0	0	0	0	0	0	0	0	0	0	2
	Sindh U	0	0	0	0	0	0	0	0	0	0	0	0	0	0	0	0	0
	KP	0	0	0	0	0	0	0	1	0	0	0	0	0	1	0	0	2
	Balochistan	0	0	0	0	0	0	0	0	0	0	0	0	0	0	0	0	0
	AJ&K	0	1	2	0	0	0	0	0	1	1	0	0	0	0	0	0	5
	GB	0	0	0	0	0	0	0	0	0	0	0	0	0	0	0	0	0
	FATA	0	0	0	0	0	0	0	0	0	0	0	0	0	0	0	0	0
Jammu & Kashmir	TOTAL	0	3	1	0	0	0	2	0	2	0	0	0	0	1	0	1	10
Refugees Rehabilitation Organization, Islamabad.	Islamabad	0	0	0	0	0	0	0	0	1	0	0	0	0	1	0	1	3
	Punjab	0	3	1	0	0	0	2	0	1	0	0	0	0	0	0	0	7
	Sindh R	0	0	0	0	0	0	0	0	0	0	0	0	0	0	0	0	0
	Sindh U	0	0	0	0	0	0	0	0	0	0	0	0	0	0	0	0	0
	KP	0	0	0	0	0	0	0	0	0	0	0	0	0	0	0	0	0
	Balochistan	0	0	0	0	0	0	0	0	0	0	0	0	0	0	0	0	0
	AJ&K	0	0	0	0	0	0	0	0	0	0	0	0	0	0	0	0	0
	GB	0	0	0	0	0	0	0	0	0	0	0	0	0	0	0	0	0
	FATA	0	0	0	0	0	0	0	0	0	0	0	0	0	0	0	0	0

TABLE-25

DOMICILE WISE ACTUAL STRENGTH OF EMPLOYEES BY BASIC SCALE AND DIVISIONS / ATTACHED DEPARTMENTS / SUBORDINATE OFFICES

DIVISION/OFFICE	DOMICILE	BASIC SCALE 1 to 16																
		1	2	3	4	5	6	7	8	9	10	11	12	13	14	15	16	TOTAL
Office of the	TOTAL	25	0	0	4	11	0	0	0	3	8	4	4	0	1	3	3	66
Administrator J & K	Islamabad	0	0	0	0	0	0	0	0	0	0	0	0	0	0	0	0	0
State Property in	Punjab	22	0	0	2	7	0	0	0	3	7	3	3	0	1	3	3	54
Pakistan, Lahore.	Sindh R	0	0	0	0	1	0	0	0	0	1	0	0	0	0	0	0	2
	Sindh U	0	0	0	0	0	0	0	0	0	0	0	0	0	0	0	0	0
	KP	2	0	0	1	2	0	0	0	0	0	1	1	0	0	0	0	7
	Balochistan	0	0	0	0	0	0	0	0	0	0	0	0	0	0	0	0	0
	AJ&K	1	0	0	1	1	0	0	0	0	0	0	0	0	0	0	0	3
	GB	0	0	0	0	0	0	0	0	0	0	0	0	0	0	0	0	0
	FATA	0	0	0	0	0	0	0	0	0	0	0	0	0	0	0	0	0
Office of the Chief	TOTAL	980	5403	830	250	6260	660	2490	314	4000	79	4750	419	0	2150	130	2030	30745
Secretary, Gilgit	Islamabad	0	0	0	0	0	0	0	0	0	0	0	0	0	0	0	0	0
Baltistan.	Punjab	12	0	0	0	0	0	0	0	0	0	0	0	0	0	0	20	32
	Sindh R	0	0	0	0	0	0	0	0	0	0	0	0	0	0	0	0	0
	Sindh U	0	0	0	0	0	0	0	0	0	0	0	0	0	0	0	0	0
	KP	0	0	0	0	0	0	0	0	0	0	0	0	0	0	0	4	4
	Balochistan	0	0	0	0	0	0	0	0	0	0	0	0	0	0	0	0	0
	AJ&K	0	0	0	0	0	0	0	0	0	0	0	0	0	0	0	0	0
	GB	968	5403	830	250	6260	660	2490	314	4000	79	4750	419	0	2150	130	2006	30709
	FATA	0	0	0	0	0	0	0	0	0	0	0	0	0	0	0	0	0
22. Law & Justice Division	G. TOTAL	320	659	173	181	104	12	300	21	388	19	109	13	0	80	35	339	2753
Main, Islamabad.	TOTAL	142	97	27	64	0	0	4	0	148	0	16	5	0	10	1	174	688
	Islamabad	4	0	0	1	0	0	0	0	0	0	0	0	0	0	0	2	7
	Punjab	104	62	15	48	0	0	1	0	89	0	8	3	0	7	0	105	442
	Sindh R	1	4	5	5	0	0	1	0	16	0	1	1	0	2	0	18	54
	Sindh U	1	6	3	0	0	0	1	0	13	0	0	0	0	1	12	37	
	KP	20	21	4	10	0	0	1	0	17	0	4	0	0	1	0	27	105
	Balochistan	1	2	0	0	0	0	0	0	3	0	1	0	0	0	0	2	9
	AJ&K	9	2	0	0	0	0	0	0	7	0	1	0	0	0	0	5	24
	GB	1	0	0	0	0	0	0	0	2	0	1	0	0	0	0	1	5
	FATA	1	0	0	0	0	0	0	0	1	0	0	1	0	0	0	2	5
Accountability Courts,	TOTAL	22	38	14	11	11	0	17	0	21	0	20	3	0	17	1	14	189
(Over all Pakistan).	Islamabad	3	4	1	2	0	0	2	0	2	0	3	0	0	1	0	2	20
	Punjab	15	7	1	7	1	0	5	0	8	0	5	1	0	9	1	5	65
	Sindh R	0	4	4	0	2	0	2	0	1	0	3	0	0	3	0	4	23
	Sindh U	3	8	2	2	2	0	2	0	3	0	2	0	0	0	0	0	24
	KP	1	9	2	0	5	0	4	0	5	0	4	0	0	4	0	3	37
	Balochistan	0	4	3	0	1	0	2	0	2	0	2	2	0	0	0	0	16
	AJ&K	0	1	1	0	0	0	0	0	0	0	0	0	0	0	0	0	2
	GB	0	1	0	0	0	0	0	0	0	0	0	0	0	0	0	0	1
	FATA	0	0	0	0	0	0	0	0	0	0	1	0	0	0	0	0	1

TABLE-25

DOMICILE WISE ACTUAL STRENGTH OF EMPLOYEES BY BASIC SCALE AND DIVISIONS / ATTACHED DEPARTMENTS / SUBORDINATE OFFICES

DIVISION/OFFICE	DOMICILE	BASIC SCALE 1 to 16																
		1	2	3	4	5	6	7	8	9	10	11	12	13	14	15	16	TOTAL
Appellate Tribunal	TOTAL	5	131	57	1	9	10	88	3	38	17	0	0	0	2	0	40	401
Inland Revenue,	Islamabad	0	10	3	0	1	0	7	0	1	1	0	0	0	1	0	4	28
Islamabad, Rawalpindi,	Punjab	0	67	31	0	5	0	50	0	23	10	0	0	0	0	0	26	212
Karachi, Peshawar, Lahore.	Sindh R	0	9	1	0	0	9	0	3	2	0	0	0	0	0	0	3	27
	Sindh U	4	36	17	0	2	1	23	0	9	5	0	0	0	1	0	7	105
	KP	1	8	5	1	0	0	6	0	2	0	0	0	0	0	0	0	23
	Balochistan	0	1	0	0	0	0	1	0	0	0	0	0	0	0	0	0	2
	AJ&K	0	0	0	0	1	0	1	0	0	0	0	0	0	0	0	0	2
	GB	0	0	0	0	0	0	0	0	0	0	0	0	0	0	0	0	0
	FATA	0	0	0	0	0	0	0	0	1	1	0	0	0	0	0	0	2
Banking Courts,	TOTAL	12	141	28	3	22	1	53	14	78	2	23	0	0	8	4	23	412
(Over all Pakistan).	Islamabad	0	0	0	0	0	0	0	0	0	0	0	0	0	0	0	0	0
	Punjab	9	54	14	3	8	1	24	4	34	1	10	0	0	5	1	10	178
	Sindh R	1	40	3	0	3	0	9	6	15	0	7	0	0	1	1	3	89
	Sindh U	1	28	0	0	7	0	12	2	16	0	2	0	0	0	2	5	75
	KP	0	14	9	0	3	0	6	2	9	0	3	0	0	1	0	4	51
	Balochistan	1	4	2	0	1	0	2	0	4	1	1	0	0	1	0	1	18
	AJ&K	0	1	0	0	0	0	0	0	0	0	0	0	0	0	0	0	1
	GB	0	0	0	0	0	0	0	0	0	0	0	0	0	0	0	0	0
	FATA	0	0	0	0	0	0	0	0	0	0	0	0	0	0	0	0	0
Commercial Courts,	TOTAL	0	3	1	0	0	0	1	0	1	0	2	0	0	0	2	0	10
Karachi, Lahore.	Islamabad	0	0	0	0	0	0	0	0	0	0	0	0	0	0	0	0	0
	Punjab	0	2	1	0	0	0	1	0	0	0	1	0	0	0	2	0	7
	Sindh R	0	0	0	0	0	0	0	0	0	0	1	0	0	0	0	0	1
	Sindh U	0	1	0	0	0	0	0	0	1	0	0	0	0	0	0	0	2
	KP	0	0	0	0	0	0	0	0	0	0	0	0	0	0	0	0	0
	Balochistan	0	0	0	0	0	0	0	0	0	0	0	0	0	0	0	0	0
	AJ&K	0	0	0	0	0	0	0	0	0	0	0	0	0	0	0	0	0
	GB	0	0	0	0	0	0	0	0	0	0	0	0	0	0	0	0	0
	FATA	0	0	0	0	0	0	0	0	0	0	0	0	0	0	0	0	0
Customs, Excise &	TOTAL	6	34	15	4	9	0	23	0	16	0	0	0	0	4	16	127	
Sales Tax Appellate	Islamabad	0	0	0	0	0	0	0	0	0	0	0	0	0	0	0	0	0
Tribunal,	Punjab	4	16	8	1	4	0	11	0	8	0	0	0	0	2	10	64	
(Over all Pakistan).	Sindh R	0	2	1	0	1	0	3	0	5	0	0	0	0	0	2	14	
	Sindh U	1	10	2	0	2	0	5	0	1	0	0	0	0	0	3	24	
	KP	1	5	3	2	2	0	4	0	2	0	0	0	0	2	1	22	
	Balochistan	0	0	0	0	0	0	0	0	0	0	0	0	0	0	0	0	
	AJ&K	0	1	1	1	0	0	0	0	0	0	0	0	0	0	0	3	
	GB	0	0	0	0	0	0	0	0	0	0	0	0	0	0	0	0	
	FATA	0	0	0	0	0	0	0	0	0	0	0	0	0	0	0	0	

TABLE-25

DOMICILE WISE ACTUAL STRENGTH OF EMPLOYEES BY BASIC SCALE AND DIVISIONS / ATTACHED DEPARTMENTS / SUBORDINATE OFFICES

DIVISION/OFFICE	DOMICILE	BASIC SCALE 1 to 16																	
		1	2	3	4	5	6	7	8	9	10	11	12	13	14	15	16	TOTAL	
Drug Courts,	TOTAL	7	11	4	3	3	1	13	0	6	0	5	2	0	3	1	5	64	
(Over all Pakistan).	Islamabad	0	0	0	0	0	0	0	0	0	0	0	0	0	0	0	0	0	
	Punjab	5	9	4	1	2	1	11	0	4	0	3	2	0	2	1	3	48	
	Sindh R	0	0	0	0	0	0	1	0	0	0	0	0	0	0	0	1	2	
	Sindh U	0	1	0	1	1	0	0	0	1	0	0	0	0	1	0	0	5	
	KP	2	1	0	1	0	0	1	0	1	0	1	0	0	0	0	1	8	
	Balochistan	0	0	0	0	0	0	0	0	0	0	0	0	0	0	0	0	0	
	AJ&K	0	0	0	0	0	0	0	0	0	0	0	0	0	0	0	0	0	
	GB	0	0	0	0	0	0	0	0	0	0	0	0	0	0	0	0	0	
	FATA	0	0	0	0	0	0	0	0	0	0	1	0	0	0	0	0	1	
Environmental	TOTAL	12	25	0	7	5	0	4	0	3	0	3	0	0	5	0	10	74	
Protection Tribunal,	Islamabad	0	0	0	0	0	0	0	0	0	0	0	0	0	0	0	0	0	
Karachi, Lahore,	Punjab	0	9	0	0	3	0	1	0	2	0	1	0	0	1	0	3	20	
Peshawar, Quetta.	Sindh R	1	0	0	0	0	0	0	0	0	0	1	0	0	0	0	0	2	
	Sindh U	7	0	0	3	0	0	1	0	0	0	0	0	0	1	0	1	13	
	KP	0	10	0	2	1	0	1	0	0	0	0	0	0	1	0	3	18	
	Balochistan	4	6	0	2	1	0	1	0	1	0	1	0	0	1	0	3	20	
	AJ&K	0	0	0	0	0	0	0	0	0	0	0	0	0	0	0	0	0	
	GB	0	0	0	0	0	0	0	0	0	0	0	0	0	0	0	0	0	
	FATA	0	0	0	0	0	0	0	0	0	0	0	0	0	1	0	0	1	
	Federal Service	TOTAL	29	13	0	14	0	0	0	0	11	0	8	1	0	2	1	14	93
	Tribunal, Islamabad.	Islamabad	9	2	0	0	0	0	0	0	3	0	2	0	0	0	0	2	18
Punjab		9	0	0	8	0	0	0	0	4	0	3	0	0	1	0	9	34	
Sindh R		2	2	0	2	0	0	0	0	0	0	2	0	0	0	0	0	8	
Sindh U		3	1	0	0	0	0	0	0	1	0	0	0	0	0	0	0	5	
KP		5	3	0	3	0	0	0	0	2	0	1	1	0	1	1	2	19	
Balochistan		0	1	0	1	0	0	0	0	1	0	0	0	0	0	0	1	4	
AJ&K		1	4	0	0	0	0	0	0	0	0	0	0	0	0	0	0	5	
GB		0	0	0	0	0	0	0	0	0	0	0	0	0	0	0	0	0	
FATA		0	0	0	0	0	0	0	0	0	0	0	0	0	0	0	0	0	
Federal Shariat Court,	TOTAL	0	73	13	0	20	0	0	0	31	0	10	0	0	2	19	14	182	
Islamabad.	Islamabad	0	8	0	0	3	0	0	0	7	0	0	0	0	0	1	1	20	
	Punjab	0	33	8	0	7	0	0	0	11	0	4	0	0	1	12	7	83	
	Sindh R	0	2	0	0	0	0	0	0	0	0	0	0	0	0	2	1	5	
	Sindh U	0	4	0	0	3	0	0	0	2	0	0	0	0	0	0	2	11	
	KP	0	17	5	0	7	0	0	0	8	0	4	0	0	0	3	2	46	
	Balochistan	0	3	0	0	0	0	0	0	2	0	1	0	0	0	0	1	7	
	AJ&K	0	6	0	0	0	0	0	0	1	0	1	0	0	1	1	0	10	
	GB	0	0	0	0	0	0	0	0	0	0	0	0	0	0	0	0	0	
	FATA	0	0	0	0	0	0	0	0	0	0	0	0	0	0	0	0	0	

TABLE-25

DOMICILE WISE ACTUAL STRENGTH OF EMPLOYEES BY BASIC SCALE AND DIVISIONS / ATTACHED DEPARTMENTS / SUBORDINATE OFFICES

DIVISION/OFFICE	DOMICILE	BASIC SCALE 1 to 16																
		1	2	3	4	5	6	7	8	9	10	11	12	13	14	15	16	TOTAL
Foreign Exchange	TOTAL	1	2	1	0	0	0	1	0	1	0	0	0	0	0	0	0	6
Regulation Appellate	Islamabad	0	0	0	0	0	0	0	0	0	0	0	0	0	0	0	0	0
Board, Karachi, Lahore.	Punjab	1	1	0	0	0	0	1	0	0	0	0	0	0	0	0	0	3
	Sindh R	0	0	0	0	0	0	0	0	0	0	0	0	0	0	0	0	0
	Sindh U	0	1	1	0	0	0	0	0	1	0	0	0	0	0	0	0	3
	KP	0	0	0	0	0	0	0	0	0	0	0	0	0	0	0	0	0
	Balochistan	0	0	0	0	0	0	0	0	0	0	0	0	0	0	0	0	0
	AJ&K	0	0	0	0	0	0	0	0	0	0	0	0	0	0	0	0	0
	GB	0	0	0	0	0	0	0	0	0	0	0	0	0	0	0	0	0
	FATA	0	0	0	0	0	0	0	0	0	0	0	0	0	0	0	0	0
Insurance Appellate	TOTAL	0	4	0	0	0	0	0	0	1	0	0	1	0	0	0	0	6
Tribunal, Karachi.	Islamabad	0	1	0	0	0	0	0	0	0	0	0	0	0	0	0	0	1
	Punjab	0	3	0	0	0	0	0	0	1	0	0	0	0	0	0	0	4
	Sindh R	0	0	0	0	0	0	0	0	0	0	1	0	0	0	0	0	1
	Sindh U	0	0	0	0	0	0	0	0	0	0	0	0	0	0	0	0	0
	KP	0	0	0	0	0	0	0	0	0	0	0	0	0	0	0	0	0
	Balochistan	0	0	0	0	0	0	0	0	0	0	0	0	0	0	0	0	0
	AJ&K	0	0	0	0	0	0	0	0	0	0	0	0	0	0	0	0	0
	GB	0	0	0	0	0	0	0	0	0	0	0	0	0	0	0	0	0
	FATA	0	0	0	0	0	0	0	0	0	0	0	0	0	0	0	0	0
Law & Justice	TOTAL	3	10	1	1	1	0	2	0	7	0	4	0	0	0	0	10	39
Commission of Pakistan,	Islamabad	2	0	0	0	0	0	0	0	1	0	0	0	0	0	0	2	5
Islamabad.	Punjab	1	8	1	0	1	0	1	0	2	0	2	0	0	0	0	1	17
	Sindh R	0	0	0	0	0	0	0	0	0	1	0	0	0	0	0	2	3
	Sindh U	0	0	0	0	0	0	0	0	0	0	0	0	0	0	0	0	0
	KP	0	2	0	1	0	0	0	0	3	0	1	0	0	0	0	5	12
	Balochistan	0	0	0	0	0	0	0	0	0	0	0	0	0	0	0	0	0
	AJ&K	0	0	0	0	0	0	1	0	0	0	0	0	0	0	0	0	1
	GB	0	0	0	0	0	0	0	0	1	0	0	0	0	0	0	0	1
	FATA	0	0	0	0	0	0	0	0	0	0	0	0	0	0	0	0	0
Office of the Attorney	TOTAL	69	6	0	71	0	0	70	0	5	0	0	0	0	13	0	0	234
General/Deputy Attorney	Islamabad	2	1	0	2	0	0	1	0	4	0	0	0	0	0	0	0	10
General's and Standing	Punjab	34	5	0	35	0	0	44	0	1	0	0	0	10	0	0	129	
Council, Head Office,	Sindh R	1	0	0	3	0	0	11	0	0	0	0	0	2	0	0	17	
Islamabad.	Sindh U	17	0	0	20	0	0	6	0	0	0	0	0	0	0	0	43	
	KP	10	0	0	7	0	0	6	0	0	0	0	0	1	0	0	24	
	Balochistan	3	0	0	3	0	0	0	0	0	0	0	0	0	0	0	6	
	AJ&K	2	0	0	1	0	0	2	0	0	0	0	0	0	0	0	5	
	GB	0	0	0	0	0	0	0	0	0	0	0	0	0	0	0	0	
	FATA	0	0	0	0	0	0	0	0	0	0	0	0	0	0	0	0	

TABLE-25

DOMICILE WISE ACTUAL STRENGTH OF EMPLOYEES BY BASIC SCALE AND DIVISIONS / ATTACHED DEPARTMENTS / SUBORDINATE OFFICES

DIVISION/OFFICE	DOMICILE	BASIC SCALE 1 to 16																
		1	2	3	4	5	6	7	8	9	10	11	12	13	14	15	16	TOTAL
Regional Directorate of	TOTAL	4	8	0	0	4	0	0	0	0	0	0	1	0	13	1	3	34
Human Rights, Lahore,	Islamabad	0	0	0	0	0	0	0	0	0	0	0	0	0	1	0	0	1
Karachi, Peshawar,	Punjab	1	2	0	0	1	0	0	0	0	0	0	0	0	4	0	1	9
Quetta	Sindh R	0	1	0	0	1	0	0	0	0	0	0	0	0	3	0	1	6
	Sindh U	1	1	0	0	0	0	0	0	0	0	0	0	0	0	0	0	2
	KP	0	2	0	0	1	0	0	0	0	0	0	1	0	3	0	1	8
	Balochistan	1	2	0	0	1	0	0	0	0	0	0	0	0	1	1	0	6
	AJ&K	0	0	0	0	0	0	0	0	0	0	0	0	0	0	0	0	0
	GB	0	0	0	0	0	0	0	0	0	0	0	0	0	0	0	0	0
	FATA	1	0	0	0	0	0	0	0	0	0	0	0	0	1	0	0	2
Special Courts (CNS),	TOTAL	2	21	2	1	4	0	5	3	5	0	5	0	0	2	0	5	55
(Over all Pakistan).	Islamabad	1	0	0	0	0	0	0	0	0	0	0	0	0	0	0	0	1
	Punjab	1	7	1	1	0	0	3	0	1	0	2	0	0	1	0	1	18
	Sindh R	0	2	0	0	0	0	1	1	0	0	0	0	0	0	0	1	5
	Sindh U	0	3	0	0	2	0	0	1	2	0	2	0	0	0	0	2	12
	KP	0	4	1	0	1	0	1	0	1	0	1	0	0	1	0	1	11
	Balochistan	0	5	0	0	1	0	0	1	1	0	0	0	0	0	0	0	8
	AJ&K	0	0	0	0	0	0	0	0	0	0	0	0	0	0	0	0	0
	GB	0	0	0	0	0	0	0	0	0	0	0	0	0	0	0	0	0
	FATA	0	0	0	0	0	0	0	0	0	0	0	0	0	0	0	0	0
Special Courts	TOTAL	3	10	1	0	4	0	5	1	4	0	4	0	0	0	0	3	35
(Customs, Taxation &	Islamabad	0	0	0	0	0	0	0	0	0	0	0	0	0	0	0	0	0
Anti Smuggling),	Punjab	1	6	1	0	2	0	3	0	1	0	1	0	0	0	0	1	16
Karachi, Rawalpindi,	Sindh R	0	1	0	0	1	0	0	0	0	0	1	0	0	0	0	1	4
Peshawar, Lahore.	Sindh U	1	1	0	0	0	0	1	0	2	0	0	0	0	0	0	0	5
	KP	1	2	0	0	1	0	1	1	1	0	2	0	0	0	0	1	10
	Balochistan	0	0	0	0	0	0	0	0	0	0	0	0	0	0	0	0	0
	AJ&K	0	0	0	0	0	0	0	0	0	0	0	0	0	0	0	0	0
	GB	0	0	0	0	0	0	0	0	0	0	0	0	0	0	0	0	0
	FATA	0	0	0	0	0	0	0	0	0	0	0	0	0	0	0	0	0
Special Courts	TOTAL	2	12	4	0	3	0	5	0	3	0	2	0	0	1	0	2	34
(Offences in Banks),	Islamabad	0	0	0	0	0	0	0	0	0	0	0	0	0	0	0	0	0
Lahore, Peshawar,	Punjab	2	4	1	0	1	0	2	0	1	0	0	0	0	0	0	0	11
Karachi.	Sindh R	0	0	0	0	0	0	0	0	0	0	0	0	0	0	0	1	1
	Sindh U	0	4	2	0	1	0	2	0	1	0	1	0	0	0	0	0	11
	KP	0	3	1	0	1	0	1	0	1	0	1	0	0	0	0	1	9
	Balochistan	0	0	0	0	0	0	0	0	0	0	0	0	0	1	0	0	1
	AJ&K	0	1	0	0	0	0	0	0	0	0	0	0	0	0	0	0	1
	GB	0	0	0	0	0	0	0	0	0	0	0	0	0	0	0	0	0
	FATA	0	0	0	0	0	0	0	0	0	0	0	0	0	0	0	0	0

TABLE-25

DOMICILE WISE ACTUAL STRENGTH OF EMPLOYEES BY BASIC SCALE AND DIVISIONS / ATTACHED DEPARTMENTS / SUBORDINATE OFFICES

DIVISION/OFFICE	DOMICILE	BASIC SCALE 1 to 16																
		1	2	3	4	5	6	7	8	9	10	11	12	13	14	15	16	TOTAL
Special Courts Central,	TOTAL	1	20	5	1	9	0	9	0	9	0	7	0	0	2	1	6	70
(Over all Pakistan).	Islamabad	0	0	0	0	0	0	0	0	0	0	0	0	0	0	0	0	0
	Punjab	1	14	2	0	5	0	5	0	5	0	4	0	0	1	1	2	40
	Sindh R	0	3	0	0	1	0	0	0	0	0	0	0	0	0	0	0	4
	Sindh U	0	2	2	0	2	0	3	0	3	0	2	0	0	1	0	3	18
	KP	0	1	1	1	1	0	1	0	1	0	1	0	0	0	0	1	8
	Balochistan	0	0	0	0	0	0	0	0	0	0	0	0	0	0	0	0	0
	AJ&K	0	0	0	0	0	0	0	0	0	0	0	0	0	0	0	0	0
	GB	0	0	0	0	0	0	0	0	0	0	0	0	0	0	0	0	0
	FATA	0	0	0	0	0	0	0	0	0	0	0	0	0	0	0	0	0
23. Maritime Affairs Division	G. TOTAL	35	50	17	32	17	5	10	0	26	12	27	20	4	20	3	54	332
Main, Islamabad.	TOTAL	0	27	0	21	0	4	0	0	11	0	3	0	0	15	2	38	121
	Islamabad	0	10	0	3	0	0	0	0	0	0	0	0	0	2	0	5	20
	Punjab	0	9	0	3	0	0	0	0	4	0	0	0	0	1	1	11	29
	Sindh R	0	0	0	1	0	1	0	0	0	0	1	0	0	3	0	5	11
	Sindh U	0	0	0	13	0	3	0	0	3	0	2	0	0	4	0	10	35
	KP	0	6	0	1	0	0	0	0	4	0	0	0	0	4	0	4	19
	Balochistan	0	1	0	0	0	0	0	0	0	0	0	0	0	0	1	1	3
	AJ&K	0	0	0	0	0	0	0	0	0	0	0	0	0	0	0	0	0
	GB	0	0	0	0	0	0	0	0	0	0	0	0	0	0	0	0	0
	FATA	0	1	0	0	0	0	0	0	0	0	0	0	0	1	0	2	4
Directorate of Dock	TOTAL	0	4	5	1	2	1	1	0	2	0	3	0	0	3	0	4	26
Workers Safety, Karachi.	Islamabad	0	0	0	0	0	0	0	0	0	0	0	0	0	0	0	0	0
	Punjab	0	0	0	0	0	0	0	0	0	0	0	0	0	1	0	0	1
	Sindh R	0	0	0	0	0	0	0	0	0	0	1	0	0	0	0	2	3
	Sindh U	0	4	3	1	1	0	1	0	1	0	1	0	0	2	0	1	15
	KP	0	0	0	0	0	0	0	0	0	0	0	0	0	0	0	0	0
	Balochistan	0	0	2	0	0	1	0	0	1	0	1	0	0	0	0	1	6
	AJ&K	0	0	0	0	0	0	0	0	0	0	0	0	0	0	0	0	0
	GB	0	0	0	0	0	0	0	0	0	0	0	0	0	0	0	0	0
	FATA	0	0	0	0	1	0	0	0	0	0	0	0	0	0	0	0	1
Government Shipping	TOTAL	0	1	1	0	0	0	0	0	3	1	4	0	0	0	0	0	10
Office, Karachi.	Islamabad	0	0	0	0	0	0	0	0	0	0	0	0	0	0	0	0	0
	Punjab	0	0	0	0	0	0	0	0	0	0	0	0	0	0	0	0	0
	Sindh R	0	0	0	0	0	0	0	0	1	1	0	0	0	0	0	0	2
	Sindh U	0	1	1	0	0	0	0	0	1	0	3	0	0	0	0	0	6
	KP	0	0	0	0	0	0	0	0	0	0	1	0	0	0	0	0	1
	Balochistan	0	0	0	0	0	0	0	0	1	0	0	0	0	0	0	0	1
	AJ&K	0	0	0	0	0	0	0	0	0	0	0	0	0	0	0	0	0
	GB	0	0	0	0	0	0	0	0	0	0	0	0	0	0	0	0	0
	FATA	0	0	0	0	0	0	0	0	0	0	0	0	0	0	0	0	0

TABLE-25

DOMICILE WISE ACTUAL STRENGTH OF EMPLOYEES BY BASIC SCALE AND DIVISIONS / ATTACHED DEPARTMENTS / SUBORDINATE OFFICES

DIVISION/OFFICE	DOMICILE	BASIC SCALE 1 to 16																TOTAL
		1	2	3	4	5	6	7	8	9	10	11	12	13	14	15	16	
Marine Biological	TOTAL	7	3	1	1	4	0	1	0	1	0	0	0	2	0	0	2	22
Research Laboratory,	Islamabad	0	0	0	0	0	0	0	0	0	0	0	0	0	0	0	0	0
Karachi.	Punjab	2	0	1	1	3	0	1	0	0	0	0	0	1	0	0	1	10
	Sindh R	1	1	0	0	0	0	0	0	0	0	0	0	0	0	0	1	3
	Sindh U	4	2	0	0	1	0	0	0	1	0	0	0	1	0	0	0	9
	KP	0	0	0	0	0	0	0	0	0	0	0	0	0	0	0	0	0
	Balochistan	0	0	0	0	0	0	0	0	0	0	0	0	0	0	0	0	0
	AJ&K	0	0	0	0	0	0	0	0	0	0	0	0	0	0	0	0	0
	GB	0	0	0	0	0	0	0	0	0	0	0	0	0	0	0	0	0
	FATA	0	0	0	0	0	0	0	0	0	0	0	0	0	0	0	0	0
Marine Fisheries	TOTAL	28	12	1	5	0	0	7	0	5	8	11	19	2	2	0	9	109
Department, Karachi.	Islamabad	0	0	0	0	0	0	0	0	0	0	0	0	0	0	0	0	0
	Punjab	5	1	1	2	0	0	2	0	1	3	4	2	0	0	0	2	23
	Sindh R	2	5	0	0	0	0	3	0	1	0	2	10	0	0	0	3	26
	Sindh U	19	5	0	1	0	0	1	0	3	4	5	3	2	2	0	4	49
	KP	1	0	0	1	0	0	0	0	0	1	0	2	0	0	0	0	5
	Balochistan	1	0	0	1	0	0	1	0	0	0	0	1	0	0	0	0	4
	AJ&K	0	1	0	0	0	0	0	0	0	0	0	0	0	0	0	0	1
	GB	0	0	0	0	0	0	0	0	0	0	0	0	0	0	0	0	0
	FATA	0	0	0	0	0	0	0	0	0	0	1	0	0	0	0	0	1
Mercantile Marine	TOTAL	0	3	9	4	11	0	1	0	4	3	6	1	0	0	1	1	44
Department, Karachi.	Islamabad	0	0	0	0	0	0	0	0	0	0	0	0	0	0	0	0	0
	Punjab	0	0	3	0	0	0	1	0	1	0	2	0	0	0	0	0	7
	Sindh R	0	0	0	4	0	0	0	0	0	1	0	0	0	0	0	0	5
	Sindh U	0	2	6	0	2	0	0	0	3	2	2	0	0	0	0	1	18
	KP	0	0	0	0	0	0	0	0	0	0	1	0	0	0	0	0	1
	Balochistan	0	1	0	0	9	0	0	0	0	0	0	1	0	0	1	0	12
	AJ&K	0	0	0	0	0	0	0	0	0	0	0	0	0	0	0	0	0
	GB	0	0	0	0	0	0	0	0	0	0	1	0	0	0	0	0	1
	FATA	0	0	0	0	0	0	0	0	0	0	0	0	0	0	0	0	0
24. Narcotics Control	G. TOTAL	272	26	2	114	729	0	693	219	231	0	162	1	0	187	0	219	2855
Division	TOTAL	10	26	2	4	1	0	16	0	5	0	0	1	0	9	0	25	99
Main, Islamabad.	Islamabad	9	8	0	0	1	0	6	0	3	0	0	1	0	0	0	5	33
	Punjab	1	11	2	2	0	0	5	0	1	0	0	0	0	5	0	8	35
	Sindh R	0	1	0	1	0	0	1	0	0	0	0	0	0	1	0	4	8
	Sindh U	0	0	0	0	0	0	0	0	0	0	0	0	0	0	0	1	1
	KP	0	6	0	1	0	0	4	0	0	0	0	0	2	0	4	4	17
	Balochistan	0	0	0	0	0	0	0	0	0	0	0	0	1	0	1	1	2
	AJ&K	0	0	0	0	0	0	0	0	0	0	0	0	0	0	0	1	1
	GB	0	0	0	0	0	0	0	0	0	0	0	0	0	0	0	0	0
	FATA	0	0	0	0	0	0	0	0	1	0	0	0	0	0	0	1	2

TABLE-25

DOMICILE WISE ACTUAL STRENGTH OF EMPLOYEES BY BASIC SCALE AND DIVISIONS / ATTACHED DEPARTMENTS / SUBORDINATE OFFICES

DIVISION/OFFICE	DOMICILE	BASIC SCALE 1 to 16																
		1	2	3	4	5	6	7	8	9	10	11	12	13	14	15	16	TOTAL
Anti Narcotics Force,	TOTAL	262	0	0	110	728	0	677	219	226	0	162	0	0	178	0	194	2756
Rawalpindi.	Islamabad	4	0	0	1	9	0	2	0	5	0	1	0	0	2	0	4	28
	Punjab	126	0	0	72	419	0	370	101	113	0	101	0	0	100	0	86	1488
	Sindh R	10	0	0	6	64	0	30	21	25	0	13	0	0	19	0	33	221
	Sindh U	27	0	0	8	53	0	37	10	17	0	3	0	0	7	0	17	179
	KP	36	0	0	12	108	0	95	35	39	0	20	0	0	23	0	22	390
	Balochistan	45	0	0	6	38	0	43	17	12	0	2	0	0	9	0	11	183
	AJ&K	12	0	0	1	23	0	69	23	6	0	17	0	0	11	0	7	169
	GB	2	0	0	4	2	0	20	5	6	0	3	0	0	3	0	9	54
	FATA	0	0	0	0	12	0	11	7	3	0	2	0	0	4	0	5	44
25. National Food	G. TOTAL	167	256	17	59	134	11	60	6	88	29	49	6	36	45	22	123	1108
Security & Research	TOTAL	33	11	4	18	4	0	0	0	17	0	9	0	0	20	17	19	152
Division	Islamabad	15	4	0	2	1	0	0	0	6	0	2	0	0	2	1	3	36
Main, Islamabad.	Punjab	12	4	2	8	1	0	0	0	8	0	5	0	0	8	11	12	71
	Sindh R	0	0	0	1	0	0	0	0	0	0	0	0	0	2	0	0	3
	Sindh U	0	0	0	0	0	0	0	0	0	0	0	0	0	1	1	0	2
	KP	3	2	1	5	2	0	0	0	2	0	1	0	0	6	4	3	29
	Balochistan	0	0	0	0	0	0	0	0	0	0	0	0	0	1	0	0	1
	AJ&K	3	1	1	1	0	0	0	0	1	0	1	0	0	0	0	1	9
	GB	0	0	0	1	0	0	0	0	0	0	0	0	0	0	0	0	1
	FATA	0	0	0	0	0	0	0	0	0	0	0	0	0	0	0	0	0
Agriculture Policy	TOTAL	0	22	0	6	0	0	0	0	6	0	1	0	0	1	0	17	53
Institute, Islamabad.	Islamabad	0	3	0	1	0	0	0	0	1	0	0	0	0	0	0	0	5
	Punjab	0	15	0	3	0	0	0	0	3	0	0	0	0	0	0	12	33
	Sindh R	0	0	0	0	0	0	0	0	0	0	0	0	0	0	0	0	0
	Sindh U	0	0	0	0	0	0	0	0	0	0	0	0	0	0	0	2	2
	KP	0	3	0	1	0	0	0	0	2	0	1	0	0	0	0	2	9
	Balochistan	0	0	0	1	0	0	0	0	0	0	0	0	0	1	0	0	2
	AJ&K	0	1	0	0	0	0	0	0	0	0	0	0	0	0	0	1	2
	GB	0	0	0	0	0	0	0	0	0	0	0	0	0	0	0	0	0
	FATA	0	0	0	0	0	0	0	0	0	0	0	0	0	0	0	0	0
Animal Quarantine	TOTAL	51	0	0	0	16	0	14	0	0	0	5	0	0	8	0	7	101
Department, Karachi.	Islamabad	0	0	0	0	0	0	0	0	0	0	0	0	0	0	0	0	0
	Punjab	18	0	0	0	7	0	3	0	0	0	3	0	0	6	0	4	41
	Sindh R	0	0	0	0	1	0	0	0	0	0	0	0	0	0	0	0	1
	Sindh U	16	0	0	0	6	0	10	0	0	0	2	0	0	2	0	3	39
	KP	7	0	0	0	1	0	1	0	0	0	0	0	0	0	0	0	9
	Balochistan	10	0	0	0	1	0	0	0	0	0	0	0	0	0	0	0	11
	AJ&K	0	0	0	0	0	0	0	0	0	0	0	0	0	0	0	0	0
	GB	0	0	0	0	0	0	0	0	0	0	0	0	0	0	0	0	0
	FATA	0	0	0	0	0	0	0	0	0	0	0	0	0	0	0	0	0

TABLE-25

DOMICILE WISE ACTUAL STRENGTH OF EMPLOYEES BY BASIC SCALE AND DIVISIONS / ATTACHED DEPARTMENTS / SUBORDINATE OFFICES

DIVISION/OFFICE	DOMICILE	BASIC SCALE 1 to 16																TOTAL
		1	2	3	4	5	6	7	8	9	10	11	12	13	14	15	16	
Department of Plant	TOTAL	0	209	13	0	73	11	46	0	34	16	20	0	32	5	0	63	522
Protection, Karachi.	Islamabad	0	0	0	0	0	0	0	0	0	0	0	0	0	0	0	0	0
	Punjab	0	96	5	0	30	5	23	0	14	6	7	0	6	4	0	21	217
	Sindh R	0	48	2	0	10	1	10	0	6	4	4	0	6	1	0	18	110
	Sindh U	0	25	2	0	13	1	9	0	6	1	3	0	5	0	0	10	75
	KP	0	16	1	0	9	2	2	0	4	3	2	0	6	0	0	6	51
	Balochistan	0	17	2	0	6	1	1	0	3	1	2	0	4	0	0	5	42
	AJ&K	0	2	0	0	2	0	0	0	0	0	1	0	0	0	0	1	6
	GB	0	2	0	0	0	0	0	0	0	0	0	0	3	0	0	0	5
	FATA	0	3	1	0	3	1	1	0	1	1	1	0	2	0	0	2	16
Federal Seed Certification & Registration Department, Islamabad.	TOTAL	82	0	0	34	40	0	0	6	30	13	11	0	4	9	5	10	244
	Islamabad	0	0	0	2	0	0	0	0	1	0	0	0	0	0	0	0	3
	Punjab	57	0	0	20	24	0	0	0	17	10	8	0	1	3	3	6	149
	Sindh R	11	0	0	1	5	0	0	4	4	1	1	0	0	2	1	0	30
	Sindh U	6	0	0	2	2	0	0	0	3	0	0	0	0	1	0	1	15
	KP	0	0	0	4	4	0	0	2	2	2	2	0	1	2	1	2	22
	Balochistan	3	0	0	3	3	0	0	0	2	0	0	0	1	1	0	1	14
	AJ&K	0	0	0	1	1	0	0	0	1	0	0	0	1	0	0	0	4
	GB	4	0	0	1	1	0	0	0	0	0	0	0	0	0	0	0	6
	FATA	1	0	0	0	0	0	0	0	0	0	0	0	0	0	0	0	1
National Veterinary Laboratory, Islamabad.	TOTAL	1	14	0	1	1	0	0	0	1	0	3	6	0	2	0	7	36
	Islamabad	0	0	0	0	0	0	0	0	0	0	0	0	0	0	0	0	0
	Punjab	1	13	0	1	1	0	0	0	1	0	2	3	0	2	0	4	28
	Sindh R	0	0	0	0	0	0	0	0	0	0	0	0	0	0	0	2	2
	Sindh U	0	0	0	0	0	0	0	0	0	0	0	1	0	0	0	0	1
	KP	0	0	0	0	0	0	0	0	0	0	1	2	0	0	0	1	4
	Balochistan	0	0	0	0	0	0	0	0	0	0	0	0	0	0	0	0	0
	AJ&K	0	1	0	0	0	0	0	0	0	0	0	0	0	0	0	0	1
	GB	0	0	0	0	0	0	0	0	0	0	0	0	0	0	0	0	0
	FATA	0	0	0	0	0	0	0	0	0	0	0	0	0	0	0	0	0
26. National Health Services Regulations & Coordination Division, Main, Islamabad.	G. TOTAL	355	98	4	108	33	25	55	9	125	2	14	16	0	93	2	55	994
	TOTAL	68	7	0	20	1	0	16	0	7	0	0	2	0	50	0	15	186
	Islamabad	68	7	0	3	0	0	1	0	0	0	0	0	0	0	0	0	79
	Punjab	0	0	0	13	1	0	7	0	5	0	0	2	0	32	0	10	70
	Sindh R	0	0	0	0	0	0	5	0	0	0	0	0	10	0	2	17	
	Sindh U	0	0	0	0	0	0	0	0	0	0	0	0	1	0	0	1	
	KP	0	0	0	3	0	0	3	0	2	0	0	0	6	0	2	16	
	Balochistan	0	0	0	0	0	0	0	0	0	0	0	0	0	0	0	0	
	AJ&K	0	0	0	1	0	0	0	0	0	0	0	0	1	0	1	3	
	GB	0	0	0	0	0	0	0	0	0	0	0	0	0	0	0	0	
	FATA	0	0	0	0	0	0	0	0	0	0	0	0	0	0	0	0	

TABLE-25

DOMICILE WISE ACTUAL STRENGTH OF EMPLOYEES BY BASIC SCALE AND DIVISIONS / ATTACHED DEPARTMENTS / SUBORDINATE OFFICES

DIVISION/OFFICE	DOMICILE	BASIC SCALE 1 to 16															TOTAL	
		1	2	3	4	5	6	7	8	9	10	11	12	13	14	15		16
Directorate of Central	TOTAL	270	27	0	66	8	24	28	4	112	2	0	0	0	7	0	7	555
Health Establishments,	Islamabad	0	0	0	0	0	0	0	0	0	0	0	0	0	0	0	0	0
Islamabad.	Punjab	45	2	0	18	3	4	11	1	39	0	0	0	0	1	0	3	127
	Sindh R	4	0	0	11	0	4	3	1	31	1	0	0	0	0	0	0	55
	Sindh U	203	25	0	25	3	9	8	2	28	1	0	0	0	4	0	3	311
	KP	8	0	0	7	1	4	4	0	5	0	0	0	0	1	0	0	30
	Balochistan	8	0	0	4	1	3	2	0	8	0	0	0	0	1	0	1	28
	AJ&K	0	0	0	0	0	0	0	0	0	0	0	0	0	0	0	0	0
	GB	2	0	0	1	0	0	0	0	1	0	0	0	0	0	0	0	4
	FATA	0	0	0	0	0	0	0	0	0	0	0	0	0	0	0	0	0
Directorate of Malaria	TOTAL	0	10	1	0	5	1	0	0	1	0	1	0	0	3	0	7	29
Control, Islamabad.	Islamabad	0	6	0	0	0	0	0	0	1	0	0	0	0	0	0	0	7
	Punjab	0	3	1	0	1	0	0	0	0	0	1	0	0	1	0	3	10
	Sindh R	0	0	0	0	1	0	0	0	0	0	0	0	0	1	0	1	3
	Sindh U	0	0	0	0	0	0	0	0	0	0	0	0	0	0	0	0	0
	KP	0	0	0	0	3	0	0	0	0	0	0	0	0	1	0	3	7
	Balochistan	0	0	0	0	0	1	0	0	0	0	0	0	0	0	0	0	1
	AJ&K	0	0	0	0	0	0	0	0	0	0	0	0	0	0	0	0	0
	GB	0	0	0	0	0	0	0	0	0	0	0	0	0	0	0	0	0
	FATA	0	1	0	0	0	0	0	0	0	0	0	0	0	0	0	0	1
Directorate of Central	TOTAL	0	17	1	6	2	0	0	0	2	0	3	1	0	3	0	1	36
Warehouse & Supplies,	Islamabad	0	0	0	0	0	0	0	0	0	0	0	0	0	0	0	0	0
Karachi.	Punjab	0	2	0	1	0	0	0	0	0	0	0	0	0	3	0	0	6
	Sindh R	0	7	1	2	2	0	0	0	1	0	2	0	0	0	0	0	15
	Sindh U	0	7	0	3	0	0	0	0	1	0	1	1	0	0	0	0	13
	KP	0	1	0	0	0	0	0	0	0	0	0	0	0	0	0	0	1
	Balochistan	0	0	0	0	0	0	0	0	0	0	0	0	0	0	0	0	0
	AJ&K	0	0	0	0	0	0	0	0	0	0	0	0	0	0	0	0	0
	GB	0	0	0	0	0	0	0	0	0	0	0	0	0	0	0	1	1
	FATA	0	0	0	0	0	0	0	0	0	0	0	0	0	0	0	0	0
Expanded Programme on	TOTAL	0	16	0	0	7	0	1	0	0	0	5	6	0	10	0	4	49
Immunization, Islamabad.	Islamabad	0	12	0	0	0	0	0	0	0	0	2	1	0	0	0	0	15
	Punjab	0	4	0	0	4	0	1	0	0	0	2	3	0	9	0	2	25
	Sindh R	0	0	0	0	1	0	0	0	0	0	1	0	1	0	2	5	
	Sindh U	0	0	0	0	0	0	0	0	0	0	0	0	0	0	0	0	0
	KP	0	0	0	0	2	0	0	0	0	0	1	1	0	0	0	0	4
	Balochistan	0	0	0	0	0	0	0	0	0	0	0	0	0	0	0	0	0
	AJ&K	0	0	0	0	0	0	0	0	0	0	0	0	0	0	0	0	0
	GB	0	0	0	0	0	0	0	0	0	0	0	0	0	0	0	0	0
	FATA	0	0	0	0	0	0	0	0	0	0	0	0	0	0	0	0	0

TABLE-25

DOMICILE WISE ACTUAL STRENGTH OF EMPLOYEES BY BASIC SCALE AND DIVISIONS / ATTACHED DEPARTMENTS / SUBORDINATE OFFICES

DIVISION/OFFICE	DOMICILE	BASIC SCALE 1 to 16																
		1	2	3	4	5	6	7	8	9	10	11	12	13	14	15	16	TOTAL
National Aids Control	TOTAL	0	2	0	0	1	0	1	1	0	0	1	2	0	0	0	4	12
Programme, Islamabad.	Islamabad	0	1	0	0	0	0	1	0	0	0	0	0	0	0	0	1	3
	Punjab	0	0	0	0	1	0	0	0	0	0	0	2	0	0	0	3	6
	Sindh R	0	0	0	0	0	0	0	0	0	0	0	0	0	0	0	0	0
	Sindh U	0	0	0	0	0	0	0	0	0	0	0	0	0	0	0	0	0
	KP	0	0	0	0	0	0	0	0	0	0	0	0	0	0	0	0	0
	Balochistan	0	0	0	0	0	0	0	0	0	0	0	0	0	0	0	0	0
	AJ&K	0	1	0	0	0	0	1	0	0	1	0	0	0	0	0	0	3
	GB	0	0	0	0	0	0	0	0	0	0	0	0	0	0	0	0	0
	FATA	0	0	0	0	0	0	0	0	0	0	0	0	0	0	0	0	0
National Health	TOTAL	5	0	0	6	0	0	0	0	0	0	0	0	0	3	0	1	15
Information Resource	Islamabad	4	0	0	0	0	0	0	0	0	0	0	0	0	0	0	0	4
Centre, Islamabad.	Punjab	0	0	0	3	0	0	0	0	0	0	0	0	0	2	0	1	6
	Sindh R	0	0	0	0	0	0	0	0	0	0	0	0	0	0	0	0	0
	Sindh U	0	0	0	0	0	0	0	0	0	0	0	0	0	0	0	0	0
	KP	1	0	0	3	0	0	0	0	0	0	0	0	1	0	0	0	5
	Balochistan	0	0	0	0	0	0	0	0	0	0	0	0	0	0	0	0	0
	AJ&K	0	0	0	0	0	0	0	0	0	0	0	0	0	0	0	0	0
	GB	0	0	0	0	0	0	0	0	0	0	0	0	0	0	0	0	0
	FATA	0	0	0	0	0	0	0	0	0	0	0	0	0	0	0	0	0
National Health	TOTAL	2	5	0	3	0	0	6	0	0	0	0	0	8	0	4	28	
Emergency Preparedness &	Islamabad	0	3	0	0	0	0	0	0	0	0	0	0	2	0	0	0	5
Response Network,	Punjab	2	2	0	2	0	0	2	0	0	0	0	0	2	0	1	1	11
Islamabad.	Sindh R	0	0	0	0	0	0	1	0	0	0	0	0	0	0	0	0	1
	Sindh U	0	0	0	0	0	0	0	0	0	0	0	0	0	0	0	0	0
	KP	0	0	0	1	0	0	2	0	0	0	0	0	2	0	3	0	8
	Balochistan	0	0	0	0	0	0	0	0	0	0	0	0	0	0	0	0	0
	AJ&K	0	0	0	0	0	0	1	0	0	0	0	0	0	0	0	0	1
	GB	0	0	0	0	0	0	0	0	0	0	0	0	0	0	0	0	0
	FATA	0	0	0	0	0	0	0	0	0	0	0	0	2	0	0	0	2
National Research	TOTAL	0	11	2	1	8	0	1	4	0	3	2	0	7	0	4	43	
Institute Fertility Care,	Islamabad	0	0	0	0	0	0	0	0	0	0	0	0	0	0	0	0	0
Karachi.	Punjab	0	0	0	0	0	0	0	0	0	0	1	0	1	0	0	0	2
	Sindh R	0	2	0	0	2	0	1	2	0	0	0	0	5	0	2	0	14
	Sindh U	0	9	2	1	6	0	0	2	0	0	3	1	1	0	2	0	27
	KP	0	0	0	0	0	0	0	0	0	0	0	0	0	0	0	0	0
	Balochistan	0	0	0	0	0	0	0	0	0	0	0	0	0	0	0	0	0
	AJ&K	0	0	0	0	0	0	0	0	0	0	0	0	0	0	0	0	0
	GB	0	0	0	0	0	0	0	0	0	0	0	0	0	0	0	0	0
	FATA	0	0	0	0	0	0	0	0	0	0	0	0	0	0	0	0	0

TABLE-25

DOMICILE WISE ACTUAL STRENGTH OF EMPLOYEES BY BASIC SCALE AND DIVISIONS / ATTACHED DEPARTMENTS / SUBORDINATE OFFICES

DIVISION/OFFICE	DOMICILE	BASIC SCALE 1 to 16																	
		1	2	3	4	5	6	7	8	9	10	11	12	13	14	15	16	TOTAL	
National Institute	TOTAL	10	3	0	6	1	0	2	0	3	0	1	3	0	2	2	8	41	
of Population Studies,	Islamabad	2	0	0	0	0	0	2	0	0	0	0	0	0	0	0	1	1	6
Islamabad.	Punjab	6	2	0	4	1	0	0	0	2	0	1	1	0	2	0	7	26	
	Sindh R	0	0	0	1	0	0	0	0	0	0	0	1	0	0	0	0	2	
	Sindh U	0	0	0	0	0	0	0	0	0	0	0	0	0	0	0	0	0	
	KP	2	0	0	1	0	0	0	0	1	0	0	1	0	0	1	0	6	
	Balochistan	0	0	0	0	0	0	0	0	0	0	0	0	0	0	0	0	0	
	AJ&K	0	1	0	0	0	0	0	0	0	0	0	0	0	0	0	0	1	
	GB	0	0	0	0	0	0	0	0	0	0	0	0	0	0	0	0	0	
	FATA	0	0	0	0	0	0	0	0	0	0	0	0	0	0	0	0	0	
27. National History &	G. TOTAL	83	35	14	12	17	0	16	1	34	2	27	5	7	30	26	48	357	
Literary Heritage Division	TOTAL	25	3	0	8	0	0	0	0	6	0	4	0	0	9	10	10	75	
Main, Islamabad.	Islamabad	15	0	0	2	0	0	0	0	2	0	0	0	0	0	2	3	24	
	Punjab	9	2	0	3	0	0	0	0	1	0	3	0	0	5	4	6	33	
	Sindh R	0	0	0	1	0	0	0	0	0	0	1	0	0	2	0	0	4	
	Sindh U	0	0	0	0	0	0	0	0	0	0	0	0	0	0	0	0	0	
	KP	1	0	0	2	0	0	0	0	1	0	0	0	0	2	2	1	9	
	Balochistan	0	0	0	0	0	0	0	0	0	0	0	0	0	0	0	0	0	
	AJ&K	0	1	0	0	0	0	0	0	2	0	0	0	0	0	2	0	5	
	GB	0	0	0	0	0	0	0	0	0	0	0	0	0	0	0	0	0	
	FATA	0	0	0	0	0	0	0	0	0	0	0	0	0	0	0	0	0	
Department of Archaeology	TOTAL	23	6	0	2	6	0	3	1	10	0	7	0	2	4	8	5	77	
& Museums, Islamabad.	Islamabad	8	1	0	1	2	0	0	0	1	0	0	0	0	0	1	0	14	
	Punjab	12	1	0	1	2	0	1	1	5	0	4	0	1	3	4	3	38	
	Sindh R	0	0	0	0	0	0	0	0	1	0	1	0	0	0	1	0	3	
	Sindh U	1	0	0	0	2	0	2	0	1	0	0	0	0	0	1	0	7	
	KP	1	4	0	0	0	0	0	0	1	0	1	0	1	0	1	2	11	
	Balochistan	0	0	0	0	0	0	0	0	0	0	1	0	0	1	0	0	2	
	AJ&K	1	0	0	0	0	0	0	0	0	0	0	0	0	0	0	0	1	
	GB	0	0	0	0	0	0	0	0	0	0	0	0	0	0	0	0	0	
	FATA	0	0	0	0	0	0	0	0	1	0	0	0	0	0	0	0	1	
National Language	TOTAL	24	0	3	0	0	0	7	0	4	0	11	0	0	8	6	15	78	
Promotion Department,	Islamabad	5	0	0	0	0	0	0	0	0	0	0	0	0	0	0	0	5	
Islamabad.	Punjab	9	0	0	0	0	0	6	0	3	0	6	0	0	6	4	10	44	
	Sindh R	1	0	0	0	0	0	1	0	1	0	1	0	0	0	1	2	7	
	Sindh U	0	0	0	0	0	0	0	0	0	0	0	0	0	1	1	0	2	
	KP	5	0	2	0	0	0	0	0	0	0	3	0	0	1	0	2	13	
	Balochistan	0	0	0	0	0	0	0	0	0	0	1	0	0	0	0	0	1	
	AJ&K	4	0	1	0	0	0	0	0	0	0	0	0	0	0	0	1	6	
	GB	0	0	0	0	0	0	0	0	0	0	0	0	0	0	0	0	0	
	FATA	0	0	0	0	0	0	0	0	0	0	0	0	0	0	0	0	0	

TABLE-25

DOMICILE WISE ACTUAL STRENGTH OF EMPLOYEES BY BASIC SCALE AND DIVISIONS / ATTACHED DEPARTMENTS / SUBORDINATE OFFICES

DIVISION/OFFICE	DOMICILE	BASIC SCALE 1 to 16																
		1	2	3	4	5	6	7	8	9	10	11	12	13	14	15	16	TOTAL
National Library of Pakistan,	TOTAL	9	7	9	1	8	0	5	0	11	0	1	2	1	2	0	10	66
Islamabad.	Islamabad	8	0	1	0	6	0	0	0	2	0	0	0	0	0	0	1	18
	Punjab	1	4	5	1	1	0	4	0	4	0	1	2	1	2	0	5	31
	Sindh R	0	0	0	0	0	0	0	0	0	0	0	0	0	0	0	0	0
	Sindh U	0	0	1	0	0	0	0	0	1	0	0	0	0	0	0	1	3
	KP	0	3	1	0	1	0	1	0	2	0	0	0	0	0	0	2	10
	Balochistan	0	0	0	0	0	0	0	0	1	0	0	0	0	0	0	0	1
	AJ&K	0	0	1	0	0	0	0	0	1	0	0	0	0	0	0	1	3
	GB	0	0	0	0	0	0	0	0	0	0	0	0	0	0	0	0	0
	FATA	0	0	0	0	0	0	0	0	0	0	0	0	0	0	0	0	0
Urdu Dictionary Board,	TOTAL	2	3	1	0	0	0	0	0	1	0	3	0	4	1	0	5	20
Karachi.	Islamabad	0	0	0	0	0	0	0	0	0	0	0	0	0	0	0	0	0
	Punjab	0	0	0	0	0	0	0	0	0	0	0	0	0	0	0	2	2
	Sindh R	1	0	0	0	0	0	0	0	0	0	0	0	0	0	0	0	1
	Sindh U	1	1	1	0	0	0	0	0	1	0	3	0	4	1	0	3	15
	KP	0	2	0	0	0	0	0	0	0	0	0	0	0	0	0	0	2
	Balochistan	0	0	0	0	0	0	0	0	0	0	0	0	0	0	0	0	0
	AJ&K	0	0	0	0	0	0	0	0	0	0	0	0	0	0	0	0	0
	GB	0	0	0	0	0	0	0	0	0	0	0	0	0	0	0	0	0
	FATA	0	0	0	0	0	0	0	0	0	0	0	0	0	0	0	0	0
Urdu Science Board,	TOTAL	0	16	1	1	3	0	1	0	2	2	1	3	0	6	2	3	41
Lahore.	Islamabad	0	0	0	0	0	0	0	0	0	0	0	0	0	0	0	0	0
	Punjab	0	8	1	1	3	0	0	0	1	1	1	3	0	5	1	3	28
	Sindh R	0	0	0	0	0	0	0	0	0	0	0	0	0	0	0	0	0
	Sindh U	0	4	0	0	0	0	0	0	1	1	0	0	0	0	0	0	6
	KP	0	2	0	0	0	0	1	0	0	0	0	0	0	1	1	0	5
	Balochistan	0	2	0	0	0	0	0	0	0	0	0	0	0	0	0	0	2
	AJ&K	0	0	0	0	0	0	0	0	0	0	0	0	0	0	0	0	0
	GB	0	0	0	0	0	0	0	0	0	0	0	0	0	0	0	0	0
	FATA	0	0	0	0	0	0	0	0	0	0	0	0	0	0	0	0	0
28. National Security	TOTAL	6	1	2	1	1	1	0	0	0	0	0	0	0	0	0	5	17
Division, Islamabad.	Islamabad	2	0	0	0	0	0	0	0	0	0	0	0	0	0	0	0	2
	Punjab	2	1	2	0	1	1	0	0	0	0	0	0	0	0	0	4	11
	Sindh R	0	0	0	0	0	0	0	0	0	0	0	0	0	0	0	1	1
	Sindh U	0	0	0	0	0	0	0	0	0	0	0	0	0	0	0	0	0
	KP	0	0	0	1	0	0	0	0	0	0	0	0	0	0	0	0	1
	Balochistan	1	0	0	0	0	0	0	0	0	0	0	0	0	0	0	0	1
	AJ&K	1	0	0	0	0	0	0	0	0	0	0	0	0	0	0	0	1
	GB	0	0	0	0	0	0	0	0	0	0	0	0	0	0	0	0	0
	FATA	0	0	0	0	0	0	0	0	0	0	0	0	0	0	0	0	0

TABLE-25

DOMICILE WISE ACTUAL STRENGTH OF EMPLOYEES BY BASIC SCALE AND DIVISIONS / ATTACHED DEPARTMENTS / SUBORDINATE OFFICES

DIVISION/OFFICE	DOMICILE	BASIC SCALE 1 to 16																
		1	2	3	4	5	6	7	8	9	10	11	12	13	14	15	16	TOTAL
29. Overseas Pakistanis and Human	G. TOTAL	99	92	10	41	11	6	18	0	63	2	41	15	0	69	44	94	605
Resource Development Division	TOTAL	31	36	10	9	6	6	4	0	25	0	11	0	0	28	10	49	225
Main, Islamabad.	Islamabad	12	2	3	1	0	0	0	0	5	0	2	0	0	6	1	2	34
	Punjab	10	19	6	4	2	2	3	0	15	0	6	0	0	10	6	30	113
	Sindh R	0	0	0	1	1	1	0	0	1	0	0	0	0	3	1	3	11
	Sindh U	0	0	0	0	0	0	0	0	1	0	0	0	0	0	0	3	4
	KP	8	9	0	3	1	2	1	0	1	0	1	0	0	6	2	10	44
	Balochistan	0	0	0	0	1	0	0	0	0	0	0	0	0	1	0	1	3
	AJ&K	1	6	1	0	1	0	0	0	2	0	2	0	0	1	0	0	14
	GB	0	0	0	0	0	1	0	0	0	0	0	0	0	0	0	0	1
	FATA	0	0	0	0	0	0	0	0	0	0	0	0	0	1	0	0	1
Bureau of Emigration & Overseas Employment,	TOTAL	68	1	0	19	0	0	0	0	31	0	21	15	0	27	33	34	249
Islamabad.	Islamabad	8	0	0	1	0	0	0	0	1	0	1	1	0	0	1	0	13
	Punjab	31	1	0	8	0	0	0	0	14	0	11	6	0	8	14	17	110
	Sindh R	5	0	0	3	0	0	0	0	2	0	1	4	0	13	3	7	38
	Sindh U	5	0	0	1	0	0	0	0	2	0	1	2	0	2	3	5	21
	KP	13	0	0	5	0	0	0	0	7	0	5	2	0	3	5	4	44
	Balochistan	5	0	0	1	0	0	0	0	2	0	2	0	0	1	4	1	16
	AJ&K	0	0	0	0	0	0	0	0	1	0	0	0	0	0	1	0	2
	GB	1	0	0	0	0	0	0	0	0	0	0	0	0	0	1	0	2
	FATA	0	0	0	0	0	0	0	0	2	0	0	0	0	0	1	0	3
National Industrial	TOTAL	0	55	0	13	5	0	14	0	7	2	9	0	0	14	1	11	131
Relations Commission,	Islamabad	0	20	0	3	1	0	3	0	3	1	1	0	0	2	1	2	37
Islamabad.	Punjab	0	10	0	3	2	0	4	0	2	0	3	0	0	6	0	5	35
	Sindh R	0	4	0	2	1	0	1	0	0	0	1	0	0	1	0	1	11
	Sindh U	0	5	0	0	0	0	0	0	0	0	0	0	0	0	0	0	5
	KP	0	8	0	2	1	0	4	0	1	1	1	0	0	2	0	2	22
	Balochistan	0	3	0	1	0	0	1	0	0	0	1	0	0	1	0	1	8
	AJ&K	0	5	0	2	0	0	1	0	1	0	0	0	0	2	0	0	11
	GB	0	0	0	0	0	0	0	0	0	0	2	0	0	0	0	0	2
	FATA	0	0	0	0	0	0	0	0	0	0	0	0	0	0	0	0	0
30. Parliamentary Affairs	TOTAL	44	6	0	15	0	0	0	0	11	0	7	0	0	10	15	22	130
Division, Islamabad.	Islamabad	10	0	0	0	0	0	0	0	0	0	0	0	0	1	1	1	13
	Punjab	25	3	0	12	0	0	0	0	7	0	4	0	0	3	10	11	75
	Sindh R	0	0	0	0	0	0	0	0	1	0	1	0	0	1	0	2	5
	Sindh U	0	0	0	0	0	0	0	0	1	0	0	0	0	2	1	1	5
	KP	7	1	0	1	0	0	0	0	1	0	2	0	0	1	2	5	20
	Balochistan	0	0	0	0	0	0	0	0	1	0	0	0	0	2	0	1	4
	AJ&K	1	2	0	1	0	0	0	0	0	0	0	0	0	0	1	1	6
	GB	1	0	0	1	0	0	0	0	0	0	0	0	0	0	0	0	2
	FATA	0	0	0	0	0	0	0	0	0	0	0	0	0	0	0	0	0

TABLE-25

DOMICILE WISE ACTUAL STRENGTH OF EMPLOYEES BY BASIC SCALE AND DIVISIONS / ATTACHED DEPARTMENTS / SUBORDINATE OFFICES

DIVISION/OFFICE	DOMICILE	BASIC SCALE 1 to 16																
		1	2	3	4	5	6	7	8	9	10	11	12	13	14	15	16	TOTAL
31. Petroleum & Natural	G. TOTAL	317	100	152	98	45	11	65	0	59	3	64	2	2	41	5	113	1077
Resources Division	TOTAL	68	13	11	14	4	3	0	0	25	0	9	0	0	30	4	55	236
Main, Islamabad.	Islamabad	14	3	0	0	0	0	0	0	4	0	0	0	0	3	0	5	29
	Punjab	40	5	7	7	4	1	0	0	12	0	7	0	0	17	3	27	130
	Sindh R	2	0	0	1	0	1	0	0	2	0	0	0	0	4	0	4	14
	Sindh U	0	0	0	0	0	0	0	0	2	0	0	0	0	0	0	4	6
	KP	9	3	3	3	0	1	0	0	3	0	2	0	0	3	1	12	40
	Balochistan	0	0	0	1	0	0	0	0	1	0	0	0	0	1	0	0	3
	AJ&K	2	1	0	1	0	0	0	0	1	0	0	0	0	1	0	1	7
	GB	1	1	1	1	0	0	0	0	0	0	0	0	0	1	0	0	5
	FATA	0	0	0	0	0	0	0	0	0	0	0	0	0	0	0	2	2
Central Inspectorate of	TOTAL	0	3	1	0	1	0	1	0	1	0	2	0	0	1	0	1	11
Mines, Islamabad.	Islamabad	0	1	0	0	0	0	0	0	0	0	0	0	0	0	0	0	1
	Punjab	0	2	1	0	1	0	0	0	1	0	2	0	0	1	0	1	9
	Sindh R	0	0	0	0	0	0	0	0	0	0	0	0	0	0	0	0	0
	Sindh U	0	0	0	0	0	0	0	0	0	0	0	0	0	0	0	0	0
	KP	0	0	0	0	0	0	1	0	0	0	0	0	0	0	0	0	1
	Balochistan	0	0	0	0	0	0	0	0	0	0	0	0	0	0	0	0	0
	AJ&K	0	0	0	0	0	0	0	0	0	0	0	0	0	0	0	0	0
	GB	0	0	0	0	0	0	0	0	0	0	0	0	0	0	0	0	0
	FATA	0	0	0	0	0	0	0	0	0	0	0	0	0	0	0	0	0
Geological Survey of	TOTAL	249	84	140	84	40	8	64	0	33	3	53	2	2	10	1	57	830
Pakistan, Quetta.	Islamabad	26	0	2	2	0	0	1	0	2	0	0	0	0	0	0	0	33
	Punjab	29	12	35	26	23	4	28	0	17	2	28	1	1	3	0	22	231
	Sindh R	15	6	15	4	4	1	9	0	2	0	5	1	0	1	0	4	67
	Sindh U	28	12	14	9	1	0	3	0	1	0	6	0	0	1	0	5	80
	KP	19	6	12	12	0	3	8	0	3	0	5	0	0	2	1	10	81
	Balochistan	117	41	55	21	10	0	15	0	8	1	6	0	1	3	0	12	290
	AJ&K	14	6	6	9	0	0	0	0	0	2	0	0	0	0	1	38	
	GB	1	1	1	0	0	0	0	0	0	0	0	0	0	0	1	4	
	FATA	0	0	0	1	2	0	0	0	0	1	0	0	0	0	2	6	
32. Planning Development	G. TOTAL	405	268	184	136	752	364	1255	356	373	55	331	111	105	313	117	385	5510
and Reform Division	TOTAL	160	13	0	34	1	0	0	0	55	0	29	0	1	15	0	141	449
Main, Islamabad.	Islamabad	32	0	0	4	0	0	0	0	2	0	0	0	0	0	0	0	38
	Punjab	88	6	0	14	0	0	0	0	33	0	17	0	1	6	0	79	244
	Sindh R	2	0	0	4	0	0	0	0	6	0	3	0	0	1	0	18	34
	Sindh U	0	0	0	1	0	0	0	0	2	0	0	0	0	2	0	7	12
	KP	21	4	0	8	1	0	0	0	7	0	3	0	0	1	0	21	66
	Balochistan	0	0	0	1	0	0	0	0	2	0	1	0	0	5	0	4	13
	AJ&K	17	3	0	1	0	0	0	0	2	0	5	0	0	0	0	4	32
	GB	0	0	0	1	0	0	0	0	1	0	0	0	0	0	0	1	3
	FATA	0	0	0	0	0	0	0	0	0	0	0	0	0	0	0	7	7

TABLE-25

DOMICILE WISE ACTUAL STRENGTH OF EMPLOYEES BY BASIC SCALE AND DIVISIONS / ATTACHED DEPARTMENTS / SUBORDINATE OFFICES

DIVISION/OFFICE	DOMICILE	BASIC SCALE 1 to 16																
		1	2	3	4	5	6	7	8	9	10	11	12	13	14	15	16	TOTAL
Jawaid Azfar Computer	TOTAL	4	0	0	0	0	0	0	0	0	0	1	0	0	1	2	1	9
Centre, Islamabad.	Islamabad	1	0	0	0	0	0	0	0	0	0	1	0	0	0	1	0	3
	Punjab	3	0	0	0	0	0	0	0	0	0	0	0	0	0	0	1	4
	Sindh R	0	0	0	0	0	0	0	0	0	0	0	0	0	0	0	0	0
	Sindh U	0	0	0	0	0	0	0	0	0	0	0	0	0	0	1	0	1
	KP	0	0	0	0	0	0	0	0	0	0	0	0	0	1	0	0	1
	Balochistan	0	0	0	0	0	0	0	0	0	0	0	0	0	0	0	0	0
	AJ&K	0	0	0	0	0	0	0	0	0	0	0	0	0	0	0	0	0
	GB	0	0	0	0	0	0	0	0	0	0	0	0	0	0	0	0	0
	FATA	0	0	0	0	0	0	0	0	0	0	0	0	0	0	0	0	0
National Fertilizer	TOTAL	0	14	0	0	2	0	0	0	0	0	2	0	0	4	0	4	26
Development Centre,	Islamabad	0	1	0	0	0	0	0	0	0	0	1	0	0	0	0	1	3
Islamabad.	Punjab	0	8	0	0	1	0	0	0	0	0	0	0	2	0	2	2	13
	Sindh R	0	0	0	0	0	0	0	0	0	0	0	0	0	0	0	0	0
	Sindh U	0	0	0	0	0	0	0	0	0	0	0	0	0	0	0	0	0
	KP	0	3	0	0	1	0	0	0	0	0	1	0	0	2	0	1	8
	Balochistan	0	0	0	0	0	0	0	0	0	0	0	0	0	0	0	0	0
	AJ&K	0	2	0	0	0	0	0	0	0	0	0	0	0	0	0	0	2
	GB	0	0	0	0	0	0	0	0	0	0	0	0	0	0	0	0	0
	FATA	0	0	0	0	0	0	0	0	0	0	0	0	0	0	0	0	0
National Logistic Cell,	TOTAL	241	238	184	102	748	364	1255	356	318	55	299	110	104	292	115	238	5019
Rawalpindi.	Islamabad	1	4	1	1	5	1	7	0	1	0	0	1	1	2	1	2	28
	Punjab	147	184	124	69	504	268	759	231	205	37	170	80	74	175	61	164	3252
	Sindh R	19	13	10	3	30	16	180	50	40	4	32	5	7	29	10	21	469
	Sindh U	10	10	14	3	28	16	127	17	18	4	30	5	7	23	17	10	339
	KP	34	14	18	17	98	42	107	35	34	7	50	10	12	40	19	32	569
	Balochistan	20	4	5	3	8	3	13	7	8	1	5	2	1	1	1	2	84
	AJ&K	4	5	7	5	19	10	36	12	7	1	5	3	2	15	4	1	136
	GB	2	0	1	1	5	4	14	1	2	0	5	0	0	2	0	4	41
	FATA	4	4	4	0	51	4	12	3	3	1	2	4	0	5	2	2	101
Pakistan Planning and	TOTAL	0	3	0	0	1	0	0	0	0	0	0	1	0	1	0	1	7
Management Institute,	Islamabad	0	0	0	0	0	0	0	0	0	0	0	0	0	0	0	1	1
Islamabad.	Punjab	0	2	0	0	1	0	0	0	0	0	0	0	0	0	0	0	3
	Sindh R	0	0	0	0	0	0	0	0	0	0	0	0	0	0	0	0	0
	Sindh U	0	0	0	0	0	0	0	0	0	0	0	0	0	0	0	0	0
	KP	0	1	0	0	0	0	0	0	0	0	0	1	0	1	0	0	3
	Balochistan	0	0	0	0	0	0	0	0	0	0	0	0	0	0	0	0	0
	AJ&K	0	0	0	0	0	0	0	0	0	0	0	0	0	0	0	0	0
	GB	0	0	0	0	0	0	0	0	0	0	0	0	0	0	0	0	0
	FATA	0	0	0	0	0	0	0	0	0	0	0	0	0	0	0	0	0

TABLE-25

DOMICILE WISE ACTUAL STRENGTH OF EMPLOYEES BY BASIC SCALE AND DIVISIONS / ATTACHED DEPARTMENTS / SUBORDINATE OFFICES

DIVISION/OFFICE	DOMICILE	BASIC SCALE 1 to 16																
		1	2	3	4	5	6	7	8	9	10	11	12	13	14	15	16	TOTAL
33. Privatization	TOTAL	0	19	3	0	6	0	1	0	13	0	3	0	0	1	5	8	59
Division, Islamabad.	Islamabad	0	2	0	0	1	0	0	0	2	0	0	0	0	1	1	1	8
	Punjab	0	10	3	0	3	0	1	0	7	0	3	0	0	0	2	3	32
	Sindh R	0	2	0	0	2	0	0	0	1	0	0	0	0	0	1	0	6
	Sindh U	0	0	0	0	0	0	0	0	0	0	0	0	0	0	0	0	0
	KP	0	5	0	0	0	0	0	0	2	0	0	0	0	0	1	4	12
	Balochistan	0	0	0	0	0	0	0	0	1	0	0	0	0	0	0	0	1
	AJ&K	0	0	0	0	0	0	0	0	0	0	0	0	0	0	0	0	0
	GB	0	0	0	0	0	0	0	0	0	0	0	0	0	0	0	0	0
	FATA	0	0	0	0	0	0	0	0	0	0	0	0	0	0	0	0	0
34. Postal Services Division	G. TOTAL	1423	5671	625	548	136	193	6103	630	11906	26	515	135	0	1148	30	44	29133
Main, Islamabad.	TOTAL	0	0	15	0	4	0	0	0	2	0	1	0	0	0	1	3	26
	Islamabad	0	0	10	0	1	0	0	0	0	0	0	0	0	0	0	0	11
	Punjab	0	0	3	0	2	0	0	0	1	0	1	0	0	0	0	2	9
	Sindh R	0	0	0	0	0	0	0	0	0	0	0	0	0	0	0	1	1
	Sindh U	0	0	0	0	0	0	0	0	0	0	0	0	0	0	0	0	0
	KP	0	0	0	0	1	0	0	0	0	0	0	0	0	0	0	0	1
	Balochistan	0	0	0	0	0	0	0	0	0	0	0	0	0	0	0	0	0
	AJ&K	0	0	2	0	0	0	0	0	1	0	0	0	0	0	1	0	4
	GB	0	0	0	0	0	0	0	0	0	0	0	0	0	0	0	0	0
	FATA	0	0	0	0	0	0	0	0	0	0	0	0	0	0	0	0	0
Pakistan Post Office	TOTAL	1423	5671	610	548	132	193	6103	630	11904	26	514	135	0	1148	29	41	29107
Department,	Islamabad	56	74	11	9	2	2	64	85	102	13	0	12	0	7	0	3	440
(Over all Pakistan).	Punjab	759	3099	301	294	85	120	3391	284	6540	7	204	67	0	696	15	26	15888
	Sindh R	215	910	97	74	7	40	1011	93	2295	3	207	19	0	145	5	2	5123
	Sindh U	64	402	29	46	3	2	358	36	706	1	34	11	0	76	3	0	1771
	KP	202	612	139	86	30	18	772	70	1407	2	27	19	0	144	4	7	3539
	Balochistan	78	227	17	22	3	10	243	22	466	0	22	1	0	33	2	1	1147
	AJ&K	31	147	14	13	2	1	216	25	300	0	18	3	0	35	0	2	807
	GB	16	200	2	3	0	0	47	15	81	0	1	1	0	9	0	0	375
	FATA	2	0	0	1	0	0	1	0	7	0	1	2	0	3	0	0	17
35. Power Division	G. TOTAL	13	33	0	3	0	0	9	0	12	0	5	0	0	6	2	35	118
Main, Islamabad.	TOTAL	0	32	0	0	0	0	9	0	11	0	4	0	0	6	2	25	89
	Islamabad	0	7	0	0	0	0	1	0	5	0	0	0	0	0	0	3	16
	Punjab	0	15	0	0	0	0	2	0	3	0	3	0	0	3	0	10	36
	Sindh R	0	2	0	0	0	0	1	0	0	0	0	0	0	3	0	2	8
	Sindh U	0	0	0	0	0	0	0	0	0	0	0	0	0	0	0	1	1
	KP	0	5	0	0	0	0	3	0	2	0	1	0	0	0	0	7	18
	Balochistan	0	0	0	0	0	0	0	0	0	0	0	0	0	0	0	0	0
	AJ&K	0	3	0	0	0	0	2	0	1	0	0	0	0	0	1	1	8
	GB	0	0	0	0	0	0	0	0	0	0	0	0	0	0	0	1	1
	FATA	0	0	0	0	0	0	0	0	0	0	0	0	0	0	1	0	1

TABLE-25

DOMICILE WISE ACTUAL STRENGTH OF EMPLOYEES BY BASIC SCALE AND DIVISIONS / ATTACHED DEPARTMENTS / SUBORDINATE OFFICES

DIVISION/OFFICE	DOMICILE	BASIC SCALE 1 to 16																	
		1	2	3	4	5	6	7	8	9	10	11	12	13	14	15	16	TOTAL	
National Energy	TOTAL	13	1	0	3	0	0	0	0	1	0	1	0	0	0	0	10	29	
Conservation Centre	Islamabad	3	0	0	0	0	0	0	0	0	0	0	0	0	0	0	0	1	4
(ENERCON), Islamabad	Punjab	6	1	0	2	0	0	0	0	1	0	1	0	0	0	0	0	8	19
	Sindh R	0	0	0	0	0	0	0	0	0	0	0	0	0	0	0	0	0	0
	Sindh U	0	0	0	0	0	0	0	0	0	0	0	0	0	0	0	0	1	1
	KP	1	0	0	1	0	0	0	0	0	0	0	0	0	0	0	0	0	2
	Balochistan	0	0	0	0	0	0	0	0	0	0	0	0	0	0	0	0	0	0
	AJ&K	3	0	0	0	0	0	0	0	0	0	0	0	0	0	0	0	0	3
	GB	0	0	0	0	0	0	0	0	0	0	0	0	0	0	0	0	0	0
	FATA	0	0	0	0	0	0	0	0	0	0	0	0	0	0	0	0	0	0
36. Religious Affairs and	G. TOTAL	117	55	7	39	17	4	9	0	51	0	35	3	0	30	46	77	490	
Inter-faith Harmony	TOTAL	85	27	2	28	3	3	2	0	37	0	22	3	0	18	43	63	336	
Division	Islamabad	14	10	0	2	1	0	1	0	8	0	0	1	0	2	1	3	43	
Main, Islamabad.	Punjab	46	9	0	19	1	2	1	0	17	0	14	0	0	11	26	37	183	
	Sindh R	2	0	0	0	0	0	0	0	1	0	1	1	0	0	0	4	9	
	Sindh U	0	0	1	0	0	0	0	0	1	0	1	0	0	1	3	4	11	
	KP	11	4	1	6	1	1	0	0	7	0	5	1	0	1	7	9	54	
	Balochistan	1	0	0	0	0	0	0	0	1	0	1	0	0	1	3	1	8	
	AJ&K	10	3	0	1	0	0	0	0	2	0	0	0	0	1	1	3	21	
	GB	1	1	0	0	0	0	0	0	0	0	0	0	0	0	2	1	5	
	FATA	0	0	0	0	0	0	0	0	0	0	0	0	0	1	0	1	2	
Directorate of Hajj	TOTAL	32	28	5	11	14	1	7	0	14	0	13	0	0	12	3	14	154	
(Over all Pakistan).	Islamabad	0	0	0	0	0	0	0	0	0	0	0	0	0	0	0	0	0	
	Punjab	15	2	1	9	2	0	2	0	6	0	4	0	0	4	1	5	51	
	Sindh R	0	10	1	0	3	0	2	0	0	0	1	0	0	3	1	2	23	
	Sindh U	0	10	1	0	2	0	1	0	2	0	4	0	0	1	0	4	25	
	KP	10	2	2	1	4	1	2	0	3	0	3	0	0	3	1	1	33	
	Balochistan	7	3	0	1	3	0	0	0	2	0	1	0	0	1	0	2	20	
	AJ&K	0	0	0	0	0	0	0	0	0	0	0	0	0	0	0	0	0	
	GB	0	0	0	0	0	0	0	0	0	0	0	0	0	0	0	0	0	
	FATA	0	1	0	0	0	0	0	0	1	0	0	0	0	0	0	0	2	
37. Revenue Division	G.TOTAL	537	2407	933	510	3874	50	435	2	1436	19	2230	486	29	1392	142	4835	19317	
Main, Islamabad.	TOTAL	2	1	6	1	3	0	1	0	6	0	0	0	0	0	0	6	26	
	Islamabad	2	0	2	0	1	0	0	0	0	0	0	0	0	0	0	0	5	
	Punjab	0	1	2	1	2	0	0	0	3	0	0	0	0	0	0	1	10	
	Sindh R	0	0	0	0	0	0	0	0	1	0	0	0	0	0	0	1	2	
	Sindh U	0	0	0	0	0	0	0	0	0	0	0	0	0	0	0	0	0	
	KP	0	0	0	0	0	0	1	0	0	0	0	0	0	0	0	3	4	
	Balochistan	0	0	0	0	0	0	0	0	1	0	0	0	0	0	0	1	2	
	AJ&K	0	0	1	0	0	0	0	0	1	0	0	0	0	0	0	0	2	
	GB	0	0	1	0	0	0	0	0	0	0	0	0	0	0	0	0	1	
	FATA	0	0	0	0	0	0	0	0	0	0	0	0	0	0	0	0	0	

TABLE-25

DOMICILE WISE ACTUAL STRENGTH OF EMPLOYEES BY BASIC SCALE AND DIVISIONS / ATTACHED DEPARTMENTS / SUBORDINATE OFFICES

DIVISION/OFFICE	DOMICILE	BASIC SCALE 1 to 16																
		1	2	3	4	5	6	7	8	9	10	11	12	13	14	15	16	TOTAL
Federal Board of Revenue	TOTAL	535	2406	927	509	3871	50	434	2	1430	19	2230	486	29	1392	142	4829	19291
including (Customs, Central	Islamabad	50	78	14	14	71	2	7	0	63	1	49	50	1	29	22	84	535
Excise, Sales Tax & Income	Punjab	351	1180	589	321	1590	31	205	1	806	11	1096	197	5	780	63	2660	9886
Tax Departments), HQ,	Sindh R	56	120	57	36	257	1	46	0	119	0	177	32	1	78	14	406	1400
Islamabad.	Sindh U	12	596	171	50	829	13	48	1	191	6	627	137	22	363	9	886	3961
	KP	48	284	68	49	605	0	79	0	140	1	194	48	0	107	25	501	2149
	Balochistan	10	93	14	20	417	0	35	0	84	0	61	13	0	29	2	187	965
	AJ&K	8	45	11	14	50	2	9	0	10	0	15	0	0	3	4	37	208
	GB	0	0	0	0	1	0	0	0	0	0	1	0	0	0	0	0	2
	FATA	0	10	3	5	51	1	5	0	17	0	10	9	0	3	3	68	185
38. Railways Division	G. TOTAL	12715	11945	2205	6204	10116	11529	2243	1957	3506	840	2066	1275	890	2318	572	2191	72572
Main, Islamabad.	TOTAL	1	23	9	13	13	3	16	1	9	0	1	3	0	52	0	16	160
	Islamabad	0	7	6	2	1	0	2	0	1	0	0	0	0	2	0	1	22
	Punjab	0	8	0	9	5	3	9	1	6	0	1	3	0	26	0	10	81
	Sindh R	0	0	0	0	0	0	1	0	0	0	0	0	0	5	0	1	7
	Sindh U	0	0	0	0	0	0	1	0	0	0	0	0	0	6	0	0	7
	KP	0	4	2	0	6	0	3	0	1	0	0	0	0	9	0	3	28
	Balochistan	0	0	0	0	0	0	0	0	0	0	0	0	0	1	0	0	1
	AJ&K	1	4	1	2	1	0	0	0	1	0	0	0	0	1	0	1	12
	GB	0	0	0	0	0	0	0	0	0	0	0	0	0	2	0	0	2
	FATA	0	0	0	0	0	0	0	0	0	0	0	0	0	0	0	0	0
Pakistan Railways HQ,	TOTAL	12714	11922	2196	6191	10103	11526	2227	1956	3497	840	2065	1272	890	2266	572	2175	72412
Labore.	Islamabad	3	0	2	0	24	7	0	0	5	1	7	0	0	1	0	2	52
	Punjab	7766	6384	1418	3868	5703	8779	1283	1172	2119	583	1218	719	468	1265	370	1443	44558
	Sindh R	2340	2404	285	1033	1657	1054	325	380	515	104	314	254	175	380	43	244	11507
	Sindh U	1387	1301	184	583	1173	636	278	187	409	93	264	120	133	294	47	245	7334
	KP	564	648	128	323	691	746	165	154	207	47	177	94	61	151	70	148	4374
	Balochistan	621	1127	164	369	815	288	167	51	228	9	67	70	53	165	41	81	4316
	AJ&K	20	13	10	6	27	12	8	9	14	3	17	14	0	10	1	8	172
	GB	0	0	0	0	0	0	0	0	0	0	0	0	0	0	0	1	1
	FATA	13	45	5	9	13	4	1	3	0	0	1	1	0	0	0	3	98
39. Science & Technology	TOTAL	54	4	0	14	0	0	0	0	9	0	2	0	0	16	5	37	141
Division, Islamabad.	Islamabad	54	4	0	1	0	0	0	0	3	0	0	0	0	0	0	0	62
	Punjab	0	0	0	8	0	0	0	0	1	0	2	0	0	8	2	27	48
	Sindh R	0	0	0	1	0	0	0	0	2	0	0	0	0	2	0	3	8
	Sindh U	0	0	0	0	0	0	0	0	0	0	0	0	0	1	1	1	3
	KP	0	0	0	1	0	0	0	0	3	0	0	0	0	3	2	4	13
	Balochistan	0	0	0	1	0	0	0	0	0	0	0	0	0	1	0	2	4
	AJ&K	0	0	0	2	0	0	0	0	0	0	0	0	0	0	0	0	2
	GB	0	0	0	0	0	0	0	0	0	0	0	0	0	1	0	0	1
	FATA	0	0	0	0	0	0	0	0	0	0	0	0	0	0	0	0	0

TABLE-25

DOMICILE WISE ACTUAL STRENGTH OF EMPLOYEES BY BASIC SCALE AND DIVISIONS / ATTACHED DEPARTMENTS / SUBORDINATE OFFICES

DIVISION/OFFICE	DOMICILE	BASIC SCALE 1 to 16																
		1	2	3	4	5	6	7	8	9	10	11	12	13	14	15	16	TOTAL
40. States and Frontier	G. TOTAL	20	137	6	6	300	15	95	0	105	0	31	0	0	53	9	72	849
Regions Division	TOTAL	1	30	2	4	9	0	12	0	8	0	0	0	0	17	4	26	113
Main, Islamabad.	Islamabad	0	5	0	0	1	0	0	0	0	0	0	0	0	3	0	0	9
	Punjab	1	10	1	1	4	0	2	0	6	0	0	0	0	8	3	14	50
	Sindh R	0	2	0	0	1	0	3	0	0	0	0	0	0	3	0	1	10
	Sindh U	0	0	0	0	0	0	0	0	0	0	0	0	0	0	0	0	0
	KP	0	9	0	2	3	0	6	0	1	0	0	0	0	2	1	10	34
	Balochistan	0	0	0	1	0	0	1	0	0	0	0	0	0	1	0	0	3
	AJ&K	0	3	1	0	0	0	0	0	0	0	0	0	0	0	0	0	4
	GB	0	1	0	0	0	0	0	0	0	0	0	0	0	0	0	1	2
	FATA	0	0	0	0	0	0	0	0	1	0	0	0	0	0	0	0	1
Chief Commissioner for	TOTAL	19	107	4	2	291	15	83	0	97	0	31	0	0	36	5	46	736
Afghan Refugees,	Islamabad	2	0	0	0	0	0	0	0	0	0	0	0	0	0	0	0	2
Islamabad, Lahore,	Punjab	14	0	0	1	37	1	2	0	8	0	3	0	0	7	5	4	82
Quetta, Karachi,	Sindh R	1	0	0	0	0	0	0	0	0	0	0	0	0	0	0	0	1
Peshawar.	Sindh U	0	0	0	0	0	0	0	0	0	0	0	0	0	0	0	0	0
	KP	2	94	2	0	235	12	70	0	75	0	25	0	0	20	0	33	568
	Balochistan	0	9	2	0	4	1	2	0	2	0	0	0	0	6	0	2	28
	AJ&K	0	0	0	1	1	0	0	0	0	0	0	0	0	0	0	0	2
	GB	0	0	0	0	0	0	0	0	0	0	0	0	0	0	0	0	0
	FATA	0	4	0	0	14	1	9	0	12	0	3	0	0	3	0	7	53
41. Statistics Division	G. TOTAL	154	79	100	90	38	15	12	7	253	5	116	137	12	176	83	1098	2375
Main, Islamabad.	TOTAL	0	0	23	0	5	0	1	0	5	0	2	0	0	3	0	14	53
	Islamabad	0	0	3	0	0	0	0	0	2	0	1	0	0	0	0	1	7
	Punjab	0	0	11	0	3	0	1	0	0	0	1	0	0	0	0	10	26
	Sindh R	0	0	0	0	0	0	0	0	1	0	0	0	0	1	0	0	2
	Sindh U	0	0	0	0	0	0	0	0	0	0	0	0	0	0	0	0	0
	KP	0	0	7	0	1	0	0	0	1	0	0	0	0	2	0	2	13
	Balochistan	0	0	0	0	0	0	0	0	1	0	0	0	0	0	0	0	1
	AJ&K	0	0	1	0	1	0	0	0	0	0	0	0	0	0	0	0	2
	GB	0	0	1	0	0	0	0	0	0	0	0	0	0	0	0	1	2
	FATA	0	0	0	0	0	0	0	0	0	0	0	0	0	0	0	0	0
Pakistan Bureau of	TOTAL	154	79	77	90	33	15	11	7	248	5	114	137	12	173	83	1084	2322
Statistics, Islamabad.	Islamabad	17	8	2	2	2	0	0	0	13	0	8	4	0	4	17	55	132
	Punjab	57	43	33	43	14	5	4	3	124	2	59	65	8	105	35	535	1135
	Sindh R	9	2	8	6	2	0	4	0	33	0	6	18	2	13	9	119	231
	Sindh U	20	11	2	9	9	3	1	3	22	2	15	17	1	14	7	116	252
	KP	16	8	18	13	3	4	1	0	30	1	15	22	0	18	6	151	306
	Balochistan	20	3	7	11	2	2	0	1	9	0	6	5	0	9	4	52	131
	AJ&K	8	3	6	3	1	0	0	0	10	0	3	2	1	2	2	17	58
	GB	5	0	0	1	0	0	1	0	2	0	0	4	0	4	1	25	43
	FATA	2	1	1	2	0	1	0	0	5	0	2	0	0	4	2	14	34

TABLE-25

DOMICILE WISE ACTUAL STRENGTH OF EMPLOYEES BY BASIC SCALE AND DIVISIONS / ATTACHED DEPARTMENTS / SUBORDINATE OFFICES

DIVISION/OFFICE	DOMICILE	BASIC SCALE 1 to 16																
		1	2	3	4	5	6	7	8	9	10	11	12	13	14	15	16	TOTAL
42. Textile Industry Division.	G. TOTAL	6	50	2	2	16	0	6	0	17	0	9	4	0	6	15	23	156
Main, Islamabad.	TOTAL	0	49	2	0	16	0	0	0	8	0	8	0	0	2	15	18	118
	Islamabad	0	24	0	0	4	0	0	0	4	0	3	0	0	1	3	0	39
	Punjab	0	17	1	0	9	0	0	0	1	0	2	0	0	1	6	10	47
	Sindh R	0	0	0	0	0	0	0	0	0	0	1	0	0	0	3	0	4
	Sindh U	0	0	0	0	0	0	0	0	1	0	1	0	0	0	0	2	4
	KP	0	5	0	0	2	0	0	0	1	0	0	0	0	0	2	4	14
	Balochistan	0	0	0	0	0	0	0	0	0	0	1	0	0	0	0	1	2
	AJ&K	0	2	1	0	1	0	0	0	0	0	0	0	0	0	0	1	5
	GB	0	1	0	0	0	0	0	0	0	0	0	0	0	0	1	0	2
	FATA	0	0	0	0	0	0	0	0	1	0	0	0	0	0	0	0	1
Textile Commissioner's	TOTAL	6	1	0	2	0	0	6	0	9	0	1	4	0	4	0	5	38
Organization, Karachi.	Islamabad	0	0	0	0	0	0	0	0	0	0	0	0	0	0	0	0	0
	Punjab	1	1	0	1	0	0	2	0	3	0	0	3	0	1	0	1	13
	Sindh R	1	0	0	0	0	0	0	0	2	0	1	0	0	1	0	3	8
	Sindh U	3	0	0	0	0	0	3	0	4	0	0	0	0	1	0	0	11
	KP	1	0	0	1	0	0	1	0	0	0	0	1	0	1	0	0	5
	Balochistan	0	0	0	0	0	0	0	0	0	0	0	0	0	0	0	1	1
	AJ&K	0	0	0	0	0	0	0	0	0	0	0	0	0	0	0	0	0
	GB	0	0	0	0	0	0	0	0	0	0	0	0	0	0	0	0	0
	FATA	0	0	0	0	0	0	0	0	0	0	0	0	0	0	0	0	0
43. Water Resources Division.	G. TOTAL	44	19	1	18	4	1	0	0	9	0	13	1	1	11	10	36	168
Main, Islamabad.	TOTAL	5	0	1	0	0	0	0	0	0	0	0	0	0	5	0	6	17
	Islamabad	0	0	0	0	0	0	0	0	0	0	0	0	0	0	0	0	0
	Punjab	5	0	1	0	0	0	0	0	0	0	0	0	0	3	0	6	15
	Sindh R	0	0	0	0	0	0	0	0	0	0	0	0	0	0	0	0	0
	Sindh U	0	0	0	0	0	0	0	0	0	0	0	0	0	0	0	0	0
	KP	0	0	0	0	0	0	0	0	0	0	0	0	0	2	0	0	2
	Balochistan	0	0	0	0	0	0	0	0	0	0	0	0	0	0	0	0	0
	AJ&K	0	0	0	0	0	0	0	0	0	0	0	0	0	0	0	0	0
	GB	0	0	0	0	0	0	0	0	0	0	0	0	0	0	0	0	0
	FATA	0	0	0	0	0	0	0	0	0	0	0	0	0	0	0	0	0
Office of the Chief	TOTAL	39	2	0	12	1	0	0	0	5	0	8	0	0	4	9	25	105
Engineering Adviser/	Islamabad	30	1	0	2	1	0	0	0	2	0	2	0	0	0	0	3	41
Chairman Federal	Punjab	3	1	0	7	0	0	0	0	0	0	4	0	0	2	2	8	27
Flood Commission,	Sindh R	0	0	0	0	0	0	0	0	0	0	1	0	0	2	2	4	9
Islamabad.	Sindh U	2	0	0	0	0	0	0	0	0	0	0	0	0	0	1	0	3
	KP	2	0	0	2	0	0	0	0	1	0	0	0	0	0	2	8	15
	Balochistan	2	0	0	1	0	0	0	0	2	0	0	0	0	0	1	1	7
	AJ&K	0	0	0	0	0	0	0	0	0	0	0	0	0	0	0	0	0
	GB	0	0	0	0	0	0	0	0	0	0	1	0	0	0	0	0	1
	FATA	0	0	0	0	0	0	0	0	0	0	0	0	0	0	1	1	2

TABLE-25

DOMICILE WISE ACTUAL STRENGTH OF EMPLOYEES BY BASIC SCALE AND DIVISIONS / ATTACHED DEPARTMENTS / SUBORDINATE OFFICES

DIVISION/OFFICE	DOMICILE	BASIC SCALE 1 to 16																
		1	2	3	4	5	6	7	8	9	10	11	12	13	14	15	16	TOTAL
Pakistan Commissioner	TOTAL	0	17	0	6	3	1	0	0	4	0	5	1	1	2	1	5	46
for Indus Waters,	Islamabad	0	0	0	0	0	0	0	0	0	0	0	0	0	0	0	0	0
Lahore.	Punjab	0	17	0	5	2	1	0	0	3	0	3	1	1	1	1	3	38
	Sindh R	0	0	0	1	0	0	0	0	0	0	2	0	0	1	0	1	5
	Sindh U	0	0	0	0	0	0	0	0	0	0	0	0	0	0	0	0	0
	KP	0	0	0	0	1	0	0	0	1	0	0	0	0	0	0	1	3
	Balochistan	0	0	0	0	0	0	0	0	0	0	0	0	0	0	0	0	0
	AJ&K	0	0	0	0	0	0	0	0	0	0	0	0	0	0	0	0	0
	GB	0	0	0	0	0	0	0	0	0	0	0	0	0	0	0	0	0
	FATA	0	0	0	0	0	0	0	0	0	0	0	0	0	0	0	0	0
44. President's	TOTAL	65	4	7	57	1	0	1	0	14	1	15	2	0	9	1	65	242
Secretariat (Public),	Islamabad	0	0	0	0	0	0	0	0	0	0	0	0	0	0	0	0	0
Islamabad.	Punjab	50	2	5	45	1	0	1	0	8	1	12	2	0	6	0	45	178
	Sindh R	1	0	0	3	0	0	0	0	0	0	1	0	0	0	0	5	10
	Sindh U	3	0	0	1	0	0	0	0	0	0	1	0	0	0	0	2	7
	KP	6	1	1	5	0	0	0	0	2	0	1	0	0	2	1	10	29
	Balochistan	0	0	0	1	0	0	0	0	1	0	0	0	0	0	0	1	3
	AJ&K	4	0	1	2	0	0	0	0	2	0	0	0	0	1	0	1	11
	GB	0	0	0	0	0	0	0	0	0	0	0	0	0	0	0	0	0
	FATA	1	1	0	0	0	0	0	0	1	0	0	0	0	0	0	1	4
45. President's Secretariat	TOTAL	85	50	64	25	86	20	18	11	33	0	23	4	0	16	1	35	471
(Personal), Islamabad.	Islamabad	10	2	3	6	3	1	0	0	3	0	1	0	0	0	0	1	30
	Punjab	57	38	52	9	57	15	11	7	18	0	14	4	0	7	1	24	314
	Sindh R	3	0	0	1	4	0	0	0	3	0	1	0	0	0	0	3	15
	Sindh U	3	0	0	1	4	0	0	0	1	0	1	0	0	1	0	0	11
	KP	8	8	6	4	12	0	7	2	5	0	3	0	0	2	0	4	61
	Balochistan	0	0	0	0	0	0	0	0	2	0	1	0	0	0	0	1	4
	AJ&K	4	2	3	2	4	4	0	2	1	0	1	0	0	3	0	1	27
	GB	0	0	0	2	2	0	0	0	0	0	1	0	0	3	0	0	8
	FATA	0	0	0	0	0	0	0	0	0	0	0	0	0	0	0	1	1
46. Prime Minister's Office	G. TOTAL	103	26	5	57	8	0	2	0	30	0	30	4	1	27	37	100	430
(Public),	TOTAL	21	20	0	31	1	0	1	0	14	0	12	4	0	8	1	62	175
Main, Islamabad.	Islamabad	0	0	0	0	0	0	0	0	0	0	0	0	0	0	0	0	0
	Punjab	14	15	0	18	1	0	0	0	11	0	6	3	0	5	0	44	117
	Sindh R	0	0	0	2	0	0	0	0	0	0	0	0	0	1	0	5	8
	Sindh U	0	0	0	2	0	0	1	0	1	0	0	0	0	0	0	2	6
	KP	4	4	0	7	0	0	0	0	0	0	4	1	0	0	1	7	28
	Balochistan	0	0	0	1	0	0	0	0	0	0	1	0	0	0	0	2	4
	AJ&K	3	1	0	1	0	0	0	0	1	0	1	0	0	0	0	2	9
	GB	0	0	0	0	0	0	0	0	0	0	0	0	0	1	0	0	1
	FATA	0	0	0	0	0	0	0	0	1	0	0	0	0	1	0	0	2

TABLE-25

DOMICILE WISE ACTUAL STRENGTH OF EMPLOYEES BY BASIC SCALE AND DIVISIONS / ATTACHED DEPARTMENTS / SUBORDINATE OFFICES

DIVISION/OFFICE	DOMICILE	BASIC SCALE 1 to 16																
		1	2	3	4	5	6	7	8	9	10	11	12	13	14	15	16	TOTAL
Board of Investment,	TOTAL	72	0	3	20	0	0	0	0	13	0	17	0	1	17	31	26	200
Islamabad.	Islamabad	3	0	2	0	0	0	0	0	1	0	3	0	0	2	2	1	14
	Punjab	36	0	0	12	0	0	0	0	4	0	6	0	0	11	10	12	91
	Sindh R	3	0	0	0	0	0	0	0	1	0	2	0	0	1	6	5	18
	Sindh U	11	0	0	2	0	0	0	0	1	0	1	0	1	1	2	4	23
	KP	10	0	0	5	0	0	0	0	4	0	3	0	0	1	10	3	36
	Balochistan	3	0	0	0	0	0	0	0	0	0	0	0	0	0	0	0	3
	AJ&K	6	0	1	1	0	0	0	0	2	0	2	0	0	1	0	1	14
	GB	0	0	0	0	0	0	0	0	0	0	0	0	0	0	1	0	1
	FATA	0	0	0	0	0	0	0	0	0	0	0	0	0	0	0	0	0
National Commission for	TOTAL	2	4	2	1	5	0	0	0	1	0	0	0	0	1	3	2	21
Government Reforms,	Islamabad	0	0	0	0	2	0	0	0	0	0	0	0	0	1	0	0	3
Islamabad.	Punjab	1	2	1	1	2	0	0	0	0	0	0	0	0	0	2	1	10
	Sindh R	0	0	0	0	1	0	0	0	0	0	0	0	0	0	0	0	1
	Sindh U	0	0	0	0	0	0	0	0	0	0	0	0	0	0	0	0	0
	KP	1	1	0	0	0	0	0	0	1	0	0	0	0	0	1	1	5
	Balochistan	0	0	0	0	0	0	0	0	0	0	0	0	0	0	0	0	0
	AJ&K	0	1	0	0	0	0	0	0	0	0	0	0	0	0	0	0	1
	GB	0	0	1	0	0	0	0	0	0	0	0	0	0	0	0	0	1
	FATA	0	0	0	0	0	0	0	0	0	0	0	0	0	0	0	0	0
Prime Minister's	TOTAL	8	2	0	5	2	0	1	0	2	0	1	0	0	1	2	10	34
Inspection Commission,	Islamabad	0	0	0	0	0	0	0	0	0	0	0	0	0	0	0	1	1
Islamabad.	Punjab	7	2	0	4	1	0	1	0	2	0	0	0	0	1	2	5	25
	Sindh R	0	0	0	0	0	0	0	0	0	0	0	0	0	0	0	1	1
	Sindh U	0	0	0	0	0	0	0	0	0	0	0	0	0	0	0	0	0
	KP	1	0	0	1	1	0	0	0	0	0	1	0	0	0	0	3	7
	Balochistan	0	0	0	0	0	0	0	0	0	0	0	0	0	0	0	0	0
	AJ&K	0	0	0	0	0	0	0	0	0	0	0	0	0	0	0	0	0
	GB	0	0	0	0	0	0	0	0	0	0	0	0	0	0	0	0	0
	FATA	0	0	0	0	0	0	0	0	0	0	0	0	0	0	0	0	0
47. Prime Minister's	TOTAL	181	10	2	65	53	6	8	6	47	4	23	1	0	14	25	17	462
Office (Internal),	Islamabad	23	2	0	6	3	0	0	0	0	0	0	0	0	0	0	0	34
Islamabad.	Punjab	102	7	1	35	44	2	3	4	38	4	13	0	0	11	22	13	299
	Sindh R	1	0	0	2	0	0	0	0	1	0	0	0	0	0	0	0	4
	Sindh U	1	0	0	1	0	0	0	0	1	0	0	0	0	0	0	0	3
	KP	31	1	1	12	2	0	1	1	4	0	6	0	0	3	1	3	66
	Balochistan	4	0	0	2	0	0	0	0	0	0	3	1	0	0	1	0	11
	AJ&K	18	0	0	7	4	2	2	1	2	0	1	0	0	0	1	1	39
	GB	1	0	0	0	0	2	2	0	0	0	0	0	0	0	0	0	5
	FATA	0	0	0	0	0	0	0	0	1	0	0	0	0	0	0	0	1

TABLE-25

DOMICILE WISE ACTUAL STRENGTH OF EMPLOYEES BY BASIC SCALE AND DIVISIONS / ATTACHED DEPARTMENTS / SUBORDINATE OFFICES

DIVISION/OFFICE	DOMICILE	BASIC SCALE 1 to 16																	
		1	2	3	4	5	6	7	8	9	10	11	12	13	14	15	16	TOTAL	
48. National Assembly	TOTAL	172	36	0	103	8	0	163	0	36	1	23	9	0	123	19	123	816	
	Secretariat, Islamabad.	Islamabad	172	36	0	0	0	0	0	0	0	0	0	0	0	0	0	0	208
		Punjab	0	0	0	67	5	0	97	0	24	0	16	2	0	66	10	89	376
		Sindh R	0	0	0	11	0	0	21	0	2	1	2	1	0	19	4	15	76
		Sindh U	0	0	0	6	0	0	9	0	2	0	2	0	6	1	1	27	
		KP	0	0	0	12	1	0	21	0	4	0	2	2	0	22	3	15	82
		Balochistan	0	0	0	3	0	0	4	0	1	0	1	0	0	6	0	2	17
		AJ&K	0	0	0	2	2	0	4	0	1	0	1	1	0	1	0	1	13
		GB	0	0	0	0	0	0	2	0	0	0	1	0	0	2	1	0	6
		FATA	0	0	0	2	0	0	5	0	2	0	0	1	0	1	0	0	11
49. Senate Secretariat,	TOTAL	207	31	0	138	1	1	12	0	102	0	24	1	0	53	70	139	779	
	Islamabad.	Islamabad	22	3	0	4	0	0	1	0	13	0	1	0	0	5	9	18	76
		Punjab	101	12	0	75	0	0	3	0	43	0	12	1	0	23	36	70	376
		Sindh R	3	0	0	5	0	0	0	0	7	0	4	0	0	7	7	17	50
		Sindh U	5	0	0	2	0	0	0	0	4	0	0	0	0	2	4	9	26
		KP	49	9	0	38	1	1	7	0	22	0	6	0	0	7	11	15	166
		Balochistan	6	0	0	8	0	0	0	0	5	0	1	0	0	4	1	6	31
		AJ&K	14	6	0	4	0	0	1	0	3	0	0	0	0	3	1	2	34
		GB	5	1	0	1	0	0	0	0	0	0	0	0	0	1	1	0	9
		FATA	2	0	0	1	0	0	0	0	5	0	0	0	0	1	0	2	11
50. Election Commission of Pakistan	G. TOTAL	44	219	383	18	42	181	5	9	269	0	284	0	162	92	32	252	1992	
	TOTAL	4	54	32	5	14	8	2	3	17	0	15	0	3	18	9	46	230	
	Main, Islamabad.	Islamabad	1	27	7	1	4	0	0	1	5	0	6	0	0	4	8	64	
		Punjab	2	11	12	1	4	3	1	0	2	0	7	0	0	8	0	17	68
		Sindh R	0	1	0	0	1	0	0	0	1	0	0	0	1	3	1	4	12
		Sindh U	0	0	0	0	1	0	0	0	1	0	0	0	0	1	1	4	8
		KP	1	13	10	1	2	5	0	2	5	0	1	0	2	2	3	9	56
		Balochistan	0	0	0	0	1	0	0	0	1	0	1	0	0	2	0	0	5
		AJ&K	0	2	2	2	0	0	1	0	1	0	0	0	0	1	0	2	11
		GB	0	0	1	0	0	0	0	0	0	0	0	0	0	0	0	0	1
		FATA	0	0	0	0	1	0	0	0	1	0	0	0	0	1	0	2	5
	Provincial Election Commissioners,	TOTAL	40	165	351	13	28	173	3	6	252	0	269	0	159	74	23	206	1762
	Punjab, Sindh, KP, Balochistan.	Islamabad	0	0	0	0	0	0	0	0	0	0	0	0	0	0	0	0	0
		Punjab	0	103	85	4	11	49	0	2	97	0	102	0	45	26	6	66	596
		Sindh R	32	0	41	0	0	19	0	0	28	0	30	0	18	13	7	17	205
		Sindh U	8	0	65	0	2	27	0	0	26	0	29	0	24	9	8	25	223
		KP	0	32	61	8	9	30	3	3	56	0	50	0	31	11	0	41	335
		Balochistan	0	29	84	1	4	44	0	0	38	0	51	0	34	12	2	49	348
		AJ&K	0	0	2	0	0	0	0	0	0	0	2	0	0	0	0	0	4
	GB	0	0	0	0	0	0	0	0	0	0	0	0	0	0	0	0	0	
	FATA	0	1	13	0	2	4	0	1	7	0	5	0	7	3	0	8	51	

TABLE-25

DOMICILE WISE ACTUAL STRENGTH OF EMPLOYEES BY BASIC SCALE AND DIVISIONS / ATTACHED DEPARTMENTS / SUBORDINATE OFFICES

DIVISION/OFFICE	DOMICILE	BASIC SCALE 1 to 16																
		1	2	3	4	5	6	7	8	9	10	11	12	13	14	15	16	TOTAL
51. Wafaqi Mohtasib	TOTAL	161	21	0	53	0	0	2	0	36	1	54	5	0	36	0	117	486
(Ombudsman)'s	Islamabad	25	1	0	3	0	0	0	0	1	0	4	0	0	0	0	10	44
Secretariat,	Punjab	67	8	0	27	0	0	2	0	18	1	23	3	0	21	0	55	225
Islamabad.	Sindh R	12	0	0	4	0	0	0	0	3	0	6	1	0	5	0	6	37
	Sindh U	16	3	0	9	0	0	0	0	6	0	5	0	0	2	0	12	53
	KP	28	5	0	9	0	0	0	0	4	0	12	1	0	4	0	21	84
	Balochistan	8	0	0	1	0	0	0	0	2	0	3	0	0	2	0	6	22
	AJ&K	5	4	0	0	0	0	0	0	1	0	0	0	0	1	0	3	14
	GB	0	0	0	0	0	0	0	0	0	0	0	0	0	0	0	2	2
	FATA	0	0	0	0	0	0	0	0	1	0	1	0	0	1	0	2	5
52. Supreme Court	TOTAL	0	14	155	49	13	48	26	39	48	5	19	5	10	42	20	34	527
of Pakistan,	Islamabad	0	2	9	2	1	6	2	5	5	0	0	0	2	2	0	0	36
Islamabad.	Punjab	0	8	73	28	8	21	12	23	28	4	15	3	6	26	16	24	295
	Sindh R	0	0	12	0	1	1	3	1	2	0	1	0	0	2	1	3	27
	Sindh U	0	1	8	4	1	4	4	4	4	0	2	2	1	4	2	3	44
	KP	0	3	32	8	2	12	4	5	6	1	0	0	1	8	1	2	85
	Balochistan	0	0	2	1	0	3	0	0	1	0	1	0	0	0	0	1	9
	AJ&K	0	0	15	5	0	0	1	1	2	0	0	0	0	0	0	0	24
	GB	0	0	3	1	0	0	0	0	0	0	0	0	0	0	0	1	5
	FATA	0	0	1	0	0	1	0	0	0	0	0	0	0	0	0	0	2
53. Federal Tax Ombudsman	TOTAL	48	29	6	0	12	9	1	0	17	0	14	0	0	8	2	27	173
Secretariat, Islamabad.	Islamabad	12	1	0	0	1	0	0	0	4	0	2	0	0	0	0	1	21
	Punjab	10	22	3	0	7	6	1	0	5	0	5	0	0	5	2	16	82
	Sindh R	4	0	3	0	1	1	0	0	3	0	2	0	0	1	0	2	17
	Sindh U	6	4	0	0	0	1	0	0	0	0	3	0	0	1	0	3	18
	KP	9	2	0	0	1	1	0	0	2	0	2	0	0	1	0	4	22
	Balochistan	5	0	0	0	1	0	0	0	2	0	0	0	0	0	0	1	9
	AJ&K	2	0	0	0	0	0	0	0	0	0	0	0	0	0	0	0	2
	GB	0	0	0	0	0	0	0	0	0	0	0	0	0	0	0	0	0
	FATA	0	0	0	0	1	0	0	0	1	0	0	0	0	0	0	0	2
54. National Accountability	TOTAL	399	40	6	192	4	10	1	0	101	0	89	45	0	162	111	273	1433
Bureau, Islamabad.	Islamabad	43	1	0	5	0	0	0	0	2	0	4	3	0	7	2	4	71
	Punjab	180	7	0	91	2	0	0	0	47	0	40	21	0	77	48	143	656
	Sindh R	10	1	1	27	0	0	0	0	13	0	8	7	0	22	13	35	137
	Sindh U	40	1	0	23	0	0	0	0	9	0	10	6	0	12	7	18	126
	KP	57	25	5	18	2	10	0	0	18	0	15	4	0	22	21	41	238
	Balochistan	55	1	0	22	0	0	1	0	7	0	8	3	0	19	13	25	154
	AJ&K	6	2	0	3	0	0	0	0	2	0	3	1	0	1	2	1	21
	GB	6	0	0	1	0	0	0	0	3	0	1	0	0	2	1	1	15
	FATA	2	2	0	2	0	0	0	0	0	0	0	0	0	0	4	5	15
	G. TOTAL	72521	55439	9991	23102	125365	59761	50297	14191	42372	3814	24178	4415	3102	22657	3418	37526	552192

TABLE-25

DOMICILE WISE ACTUAL STRENGTH OF EMPLOYEES BY BASIC SCALE AND DIVISIONS / ATTACHED DEPARTMENTS / SUBORDINATE OFFICES

DIVISION/OFFICE	DOMICILE	BASIC SCALE 17 to 22						TOTAL	G.TOTAL BS 1-22
		17	18	19	20	21	22		
1. Aviation Division	G. TOTAL	418	146	29	5	3	1	602	13044
Main, Islamabad.	TOTAL	3	4	3	1	2	1	14	74
	Islamabad	0	0	0	0	0	0	0	6
	Punjab	1	3	2	1	1	1	9	45
	Sindh R	1	1	0	0	0	0	2	6
	Sindh U	0	0	0	0	0	0	0	1
	KP	1	0	1	0	1	0	3	11
	Balochistan	0	0	0	0	0	0	0	4
	AJ&K	0	0	0	0	0	0	0	1
	GB	0	0	0	0	0	0	0	0
	FATA	0	0	0	0	0	0	0	0
Airports Security Force,	TOTAL	302	103	8	1	0	0	414	10821
Karachi.	Islamabad	1	0	0	0	0	0	1	28
	Punjab	174	46	5	1	0	0	226	6120
	Sindh R	42	17	0	0	0	0	59	1175
	Sindh U	29	12	0	0	0	0	41	957
	KP	21	14	1	0	0	0	36	1418
	Balochistan	13	5	0	0	0	0	18	461
	AJ&K	10	3	1	0	0	0	14	240
	GB	7	3	1	0	0	0	11	259
	FATA	5	3	0	0	0	0	8	163
Pakistan Meteorological	TOTAL	113	39	18	3	1	0	174	2149
Department, Islamabad.	Islamabad	1	0	0	0	0	0	1	31
	Punjab	65	19	11	1	1	0	97	920
	Sindh R	19	7	2	0	0	0	28	220
	Sindh U	9	3	2	0	0	0	14	392
	KP	10	5	2	1	0	0	18	276
	Balochistan	4	2	0	0	0	0	6	171
	AJ&K	3	0	0	0	0	0	3	49
	GB	2	3	1	1	0	0	7	90
	FATA	0	0	0	0	0	0	0	0
2. Cabinet Division	G. TOTAL	25	88	20	13	2	1	149	1296
Main, Islamabad.	TOTAL	4	77	19	11	2	1	114	751
	Islamabad	0	3	2	0	0	0	5	91
	Punjab	2	47	15	8	1	1	74	479
	Sindh R	1	5	1	1	0	0	8	43
	Sindh U	0	3	0	1	0	0	4	20
	KP	1	11	1	1	1	0	15	78
	Balochistan	0	5	0	0	0	0	5	16
	AJ&K	0	1	0	0	0	0	1	16
	GB	0	1	0	0	0	0	1	3
	FATA	0	1	0	0	0	0	1	5

TABLE-25									
DOMICILE WISE ACTUAL STRENGTH OF EMPLOYEES BY BASIC SCALE AND DIVISIONS / ATTACHED DEPARTMENTS / SUBORDINATE OFFICES									
DIVISION/OFFICE	DOMICILE	BASIC SCALE 17 to 22						TOTAL	G.TOTAL BS 1-22
		17	18	19	20	21	22		
Department of	TOTAL	10	7	1	1	0	0	19	165
Communications	Islamabad	0	0	0	0	0	0	0	0
Security, Islamabad.	Punjab	6	5	1	1	0	0	13	121
	Sindh R	1	0	0	0	0	0	1	7
	Sindh U	2	0	0	0	0	0	2	6
	KP	1	1	0	0	0	0	2	20
	Balochistan	0	0	0	0	0	0	0	6
	AJ&K	0	0	0	0	0	0	0	2
	GB	0	0	0	0	0	0	0	0
	FATA	0	1	0	0	0	0	1	3
Department of	TOTAL	0	1	0	0	0	0	1	198
Stationery and Forms,	Islamabad	0	0	0	0	0	0	0	0
Karachi.	Punjab	0	1	0	0	0	0	1	33
	Sindh R	0	0	0	0	0	0	0	10
	Sindh U	0	0	0	0	0	0	0	146
	KP	0	0	0	0	0	0	0	6
	Balochistan	0	0	0	0	0	0	0	2
	AJ&K	0	0	0	0	0	0	0	0
	GB	0	0	0	0	0	0	0	0
	FATA	0	0	0	0	0	0	0	1
National Archives of	TOTAL	7	2	0	1	0	0	10	96
Pakistan, Islamabad.	Islamabad	0	0	0	0	0	0	0	0
	Punjab	3	0	0	1	0	0	4	61
	Sindh R	2	1	0	0	0	0	3	9
	Sindh U	0	0	0	0	0	0	0	3
	KP	1	0	0	0	0	0	1	17
	Balochistan	0	0	0	0	0	0	0	1
	AJ&K	1	0	0	0	0	0	1	1
	GB	0	0	0	0	0	0	0	1
	FATA	0	1	0	0	0	0	1	3
Federal Government	TOTAL	4	1	0	0	0	0	5	86
Tuberculosis Centre,	Islamabad	1	0	0	0	0	0	1	1
Rawalpindi	Punjab	1	0	0	0	0	0	1	51
	Sindh R	0	0	0	0	0	0	0	6
	Sindh U	0	0	0	0	0	0	0	3
	KP	1	1	0	0	0	0	2	17
	Balochistan	1	0	0	0	0	0	1	5
	AJ&K	0	0	0	0	0	0	0	0
	GB	0	0	0	0	0	0	0	2
	FATA	0	0	0	0	0	0	0	1

TABLE-25

DOMICILE WISE ACTUAL STRENGTH OF EMPLOYEES BY BASIC SCALE AND DIVISIONS / ATTACHED DEPARTMENTS / SUBORDINATE OFFICES

3	DIVISION/OFFICE	DOMICILE	BASIC SCALE 17 to 22						TOTAL	G.TOTAL BS 1-22
			17	18	19	20	21	22		
	Capital Administration	G. TOTAL	3306	965	507	59	4	2	4843	18586
	& Development Division	TOTAL	15	15	14	3	1	1	49	177
	Main, Islamabad.	Islamabad	4	0	1	0	0	0	5	39
		Punjab	8	6	10	3	1	1	29	89
		Sindh R	0	1	0	0	0	0	1	6
		Sindh U	0	2	3	0	0	0	5	7
		KP	2	2	0	0	0	0	4	17
		Balochistan	1	2	0	0	0	0	3	5
		AJ&K	0	1	0	0	0	0	1	11
		GB	0	1	0	0	0	0	1	2
		FATA	0	0	0	0	0	0	0	1
	Department of	TOTAL	5	0	1	0	0	0	6	68
	Libraries, Islamabad.	Islamabad	1	0	0	0	0	0	1	16
		Punjab	0	0	1	0	0	0	1	32
		Sindh R	0	0	0	0	0	0	0	4
		Sindh U	0	0	0	0	0	0	0	1
		KP	2	0	0	0	0	0	2	8
		Balochistan	2	0	0	0	0	0	2	4
		AJ&K	0	0	0	0	0	0	0	3
		GB	0	0	0	0	0	0	0	0
		FATA	0	0	0	0	0	0	0	0
	Department of Tourist	TOTAL	1	1	1	0	0	0	3	27
	Services, Islamabad.	Islamabad	0	0	1	0	0	0	1	5
		Punjab	1	1	0	0	0	0	2	14
		Sindh R	0	0	0	0	0	0	0	0
		Sindh U	0	0	0	0	0	0	0	0
		KP	0	0	0	0	0	0	0	3
		Balochistan	0	0	0	0	0	0	0	0
		AJ&K	0	0	0	0	0	0	0	4
		GB	0	0	0	0	0	0	0	0
		FATA	0	0	0	0	0	0	0	1
	Directorate of	TOTAL	2	3	2	0	0	0	7	45
	Workers Education,	Islamabad	0	0	0	0	0	0	0	2
	Islamabad.	Punjab	2	2	1	0	0	0	5	34
		Sindh R	0	0	0	0	0	0	0	1
		Sindh U	0	0	1	0	0	0	1	2
		KP	0	1	0	0	0	0	1	5
		Balochistan	0	0	0	0	0	0	0	0
		AJ&K	0	0	0	0	0	0	0	1
		GB	0	0	0	0	0	0	0	0
		FATA	0	0	0	0	0	0	0	0

TABLE-25									
DOMICILE WISE ACTUAL STRENGTH OF EMPLOYEES BY BASIC SCALE AND DIVISIONS / ATTACHED DEPARTMENTS / SUBORDINATE OFFICES									
DIVISION/OFFICE	DOMICILE	BASIC SCALE 17 to 22							G.TOTAL BS 1-22
		17	18	19	20	21	22	TOTAL	
Directorate General of	TOTAL	84	15	7	0	0	0	106	562
Special Education,	Islamabad	11	0	0	0	0	0	11	111
Islamabad.	Punjab	53	13	4	0	0	0	70	324
	Sindh R	4	1	1	0	0	0	6	17
	Sindh U	2	0	1	0	0	0	3	18
	KP	9	1	1	0	0	0	11	65
	Balochistan	2	0	0	0	0	0	2	4
	AJ&K	1	0	0	0	0	0	1	14
	GB	2	0	0	0	0	0	2	7
	FATA	0	0	0	0	0	0	0	2
District Population	TOTAL	3	3	1	0	0	0	7	203
Welfare Office,	Islamabad	0	0	0	0	0	0	0	46
Islamabad.	Punjab	1	2	1	0	0	0	4	106
	Sindh R	0	0	0	0	0	0	0	9
	Sindh U	0	0	0	0	0	0	0	0
	KP	0	1	0	0	0	0	1	32
	Balochistan	1	0	0	0	0	0	1	3
	AJ&K	1	0	0	0	0	0	1	6
	GB	0	0	0	0	0	0	0	1
	FATA	0	0	0	0	0	0	0	0
Federal College of	TOTAL	17	7	6	1	0	0	31	82
Education, Islamabad.	Islamabad	0	0	0	0	0	0	0	5
	Punjab	11	3	5	0	0	0	19	47
	Sindh R	2	1	0	0	0	0	3	4
	Sindh U	1	1	0	0	0	0	2	3
	KP	1	1	1	0	0	0	3	16
	Balochistan	1	0	0	0	0	0	1	1
	AJ&K	1	0	0	0	0	0	1	4
	GB	0	1	0	0	0	0	1	1
	FATA	0	0	0	1	0	0	1	1
Federal Directorate of	TOTAL	2509	762	394	18	0	0	3683	12193
Education, Islamabad.	Islamabad	65	38	15	1	0	0	119	2744
	Punjab	1857	437	227	13	0	0	2534	6507
	Sindh R	128	62	44	1	0	0	235	730
	Sindh U	91	50	21	0	0	0	162	558
	KP	219	106	60	3	0	0	388	1027
	Balochistan	60	26	9	0	0	0	95	220
	AJ&K	50	21	10	0	0	0	81	217
	GB	11	5	1	0	0	0	17	38
	FATA	28	17	7	0	0	0	52	152

TABLE-25										
DOMICILE WISE ACTUAL STRENGTH OF EMPLOYEES BY BASIC SCALE AND DIVISIONS / ATTACHED DEPARTMENTS / SUBORDINATE OFFICES										
DIVISION/OFFICE	DOMICILE	BASIC SCALE 17 to 22							TOTAL	G.TOTAL BS 1-22
		17	18	19	20	21	22			
Federal Medical &	TOTAL	30	5	0	0	0	0	0	35	121
Dental College, Islamabad.	Islamabad	4	0	0	0	0	0	0	4	42
	Punjab	12	3	0	0	0	0	0	15	47
	Sindh R	3	1	0	0	0	0	0	4	12
	Sindh U	1	0	0	0	0	0	0	1	1
	KP	7	1	0	0	0	0	0	8	14
	Balochistan	2	0	0	0	0	0	0	2	2
	AJ&K	1	0	0	0	0	0	0	1	2
	GB	0	0	0	0	0	0	0	0	0
	FATA	0	0	0	0	0	0	0	0	1
Federal General Hospital,	TOTAL	23	11	1	0	0	0	0	35	238
Islamabad.	Islamabad	0	1	0	0	0	0	0	1	107
	Punjab	13	8	1	0	0	0	0	22	80
	Sindh R	4	1	0	0	0	0	0	5	24
	Sindh U	0	0	0	0	0	0	0	0	4
	KP	4	1	0	0	0	0	0	5	18
	Balochistan	1	0	0	0	0	0	0	1	1
	AJ&K	0	0	0	0	0	0	0	0	3
	GB	0	0	0	0	0	0	0	0	0
	FATA	1	0	0	0	0	0	0	1	1
Federal Government	TOTAL	215	28	24	7	1	0	0	275	1475
Polyclinic, Islamabad.	Islamabad	0	0	0	0	0	0	0	0	471
	Punjab	136	20	18	3	0	0	0	177	621
	Sindh R	22	0	2	1	1	0	0	26	80
	Sindh U	7	0	1	1	0	0	0	9	61
	KP	32	7	2	1	0	0	0	42	171
	Balochistan	3	1	1	0	0	0	0	5	20
	AJ&K	4	0	0	0	0	0	0	4	29
	GB	5	0	0	1	0	0	0	6	6
	FATA	6	0	0	0	0	0	0	6	16
Government Polytechnic	TOTAL	17	3	2	0	0	0	0	22	53
Institute for Women, Islamabad.	Islamabad	0	0	0	0	0	0	0	0	2
	Punjab	12	1	0	0	0	0	0	13	37
	Sindh R	3	0	0	0	0	0	0	3	4
	Sindh U	0	1	1	0	0	0	0	2	2
	KP	1	0	1	0	0	0	0	2	5
	Balochistan	0	1	0	0	0	0	0	1	1
	AJ&K	0	0	0	0	0	0	0	0	1
	GB	0	0	0	0	0	0	0	0	0
	FATA	1	0	0	0	0	0	0	1	1

TABLE-25									
DOMICILE WISE ACTUAL STRENGTH OF EMPLOYEES BY BASIC SCALE AND DIVISIONS / ATTACHED DEPARTMENTS / SUBORDINATE OFFICES									
DIVISION/OFFICE	DOMICILE	BASIC SCALE 17 to 22						TOTAL	G.TOTAL BS 1-22
		17	18	19	20	21	22		
National Trust for the	TOTAL	3	0	0	0	1	0	4	18
Disabled, Islamabad.	Islamabad	0	0	0	0	0	0	0	1
	Punjab	3	0	0	0	1	0	4	13
	Sindh R	0	0	0	0	0	0	0	1
	Sindh U	0	0	0	0	0	0	0	0
	KP	0	0	0	0	0	0	0	1
	Balochistan	0	0	0	0	0	0	0	0
	AJ&K	0	0	0	0	0	0	0	1
	GB	0	0	0	0	0	0	0	0
	FATA	0	0	0	0	0	0	0	1
National Council for the	TOTAL	1	1	0	0	0	0	2	8
Rehabilitation of Disabled	Islamabad	0	0	0	0	0	0	0	1
Persons, Islamabad.	Punjab	1	1	0	0	0	0	2	5
	Sindh R	0	0	0	0	0	0	0	0
	Sindh U	0	0	0	0	0	0	0	0
	KP	0	0	0	0	0	0	0	2
	Balochistan	0	0	0	0	0	0	0	0
	AJ&K	0	0	0	0	0	0	0	0
	GB	0	0	0	0	0	0	0	0
	FATA	0	0	0	0	0	0	0	0
National Council of	TOTAL	6	0	0	0	0	1	7	53
Social Welfare, Islamabad.	Islamabad	0	0	0	0	0	0	0	15
	Punjab	4	0	0	0	0	1	5	20
	Sindh R	0	0	0	0	0	0	0	4
	Sindh U	0	0	0	0	0	0	0	1
	KP	1	0	0	0	0	0	1	9
	Balochistan	0	0	0	0	0	0	0	1
	AJ&K	1	0	0	0	0	0	1	3
	GB	0	0	0	0	0	0	0	0
	FATA	0	0	0	0	0	0	0	0
National Institute of	TOTAL	67	13	2	0	0	0	82	284
Rehabilitation Medicine, Islamabad.	Islamabad	0	1	0	0	0	0	1	10
	Punjab	31	8	1	0	0	0	40	170
	Sindh R	6	0	0	0	0	0	6	17
	Sindh U	4	0	0	0	0	0	4	13
	KP	20	2	1	0	0	0	23	52
	Balochistan	3	1	0	0	0	0	4	5
	AJ&K	0	0	0	0	0	0	0	11
	GB	3	0	0	0	0	0	3	3
	FATA	0	1	0	0	0	0	1	3

TABLE-25									
DOMICILE WISE ACTUAL STRENGTH OF EMPLOYEES BY BASIC SCALE AND DIVISIONS / ATTACHED DEPARTMENTS / SUBORDINATE OFFICES									
DIVISION/OFFICE	DOMICILE	BASIC SCALE 17 to 22						TOTAL	G.TOTAL BS 1-22
		17	18	19	20	21	22		
Pakistan Institute of	TOTAL	284	96	51	30	1	0	462	2802
Medical Sciences	Islamabad	1	1	0	1	0	0	3	238
Islamabad.	Punjab	174	58	28	24	1	0	285	1675
	Sindh R	19	9	5	0	0	0	33	162
	Sindh U	14	2	4	0	0	0	20	96
	KP	48	17	7	4	0	0	76	472
	Balochistan	12	3	2	0	0	0	17	28
	AJ&K	5	3	2	0	0	0	10	84
	GB	5	1	1	0	0	0	7	9
	FATA	6	2	2	1	0	0	11	38
Regional Training Institute,	TOTAL	6	1	0	0	0	0	7	30
Islamabad.	Islamabad	0	0	0	0	0	0	0	3
	Punjab	4	0	0	0	0	0	4	17
	Sindh R	0	0	0	0	0	0	0	0
	Sindh U	0	0	0	0	0	0	0	0
	KP	0	0	0	0	0	0	0	6
	Balochistan	1	0	0	0	0	0	1	2
	AJ&K	1	0	0	0	0	0	1	1
	GB	0	0	0	0	0	0	0	0
	FATA	0	1	0	0	0	0	1	1
Social Welfare Centre,	TOTAL	17	1	0	0	0	0	18	139
Islamabad.	Islamabad	0	0	0	0	0	0	0	40
	Punjab	15	1	0	0	0	0	16	78
	Sindh R	0	0	0	0	0	0	0	1
	Sindh U	0	0	0	0	0	0	0	1
	KP	1	0	0	0	0	0	1	13
	Balochistan	1	0	0	0	0	0	1	1
	AJ&K	0	0	0	0	0	0	0	2
	GB	0	0	0	0	0	0	0	2
	FATA	0	0	0	0	0	0	0	1
Technical Panel on	TOTAL	1	0	1	0	0	0	2	8
Teacher Education,	Islamabad	0	0	0	0	0	0	0	2
Islamabad.	Punjab	1	0	1	0	0	0	2	4
	Sindh R	0	0	0	0	0	0	0	2
	Sindh U	0	0	0	0	0	0	0	0
	KP	0	0	0	0	0	0	0	0
	Balochistan	0	0	0	0	0	0	0	0
	AJ&K	0	0	0	0	0	0	0	0
	GB	0	0	0	0	0	0	0	0
	FATA	0	0	0	0	0	0	0	0

TABLE-25									
DOMICILE WISE ACTUAL STRENGTH OF EMPLOYEES BY BASIC SCALE AND DIVISIONS / ATTACHED DEPARTMENTS / SUBORDINATE OFFICES									
DIVISION/OFFICE	DOMICILE	BASIC SCALE 17 to 22						TOTAL	G.TOTAL BS 1-22
		17	18	19	20	21	22		
4. Commerce Division	G. TOTAL	48	46	39	14	5	1	153	939
Main, Islamabad.	TOTAL	20	13	13	7	2	1	56	374
	Islamabad	0	0	1	0	0	0	1	49
	Punjab	13	7	10	6	1	1	38	198
	Sindh R	1	3	0	0	0	0	4	23
	Sindh U	2	0	0	0	0	0	2	13
	KP	2	2	1	1	1	0	7	60
	Balochistan	1	1	0	0	0	0	2	8
	AJ&K	0	0	0	0	0	0	0	18
	GB	0	0	0	0	0	0	0	1
	FATA	1	0	1	0	0	0	2	4
Directorate General of	TOTAL	0	2	1	0	1	0	4	40
Trade Organizations,	Islamabad	0	0	0	0	0	0	0	3
Islamabad.	Punjab	0	1	0	0	1	0	2	24
	Sindh R	0	0	0	0	0	0	0	3
	Sindh U	0	0	0	0	0	0	0	0
	KP	0	1	1	0	0	0	2	10
	Balochistan	0	0	0	0	0	0	0	0
	AJ&K	0	0	0	0	0	0	0	0
	GB	0	0	0	0	0	0	0	0
	FATA	0	0	0	0	0	0	0	0
Pakistan Institute of	TOTAL	1	2	2	0	1	0	6	24
Trade and Development,	Islamabad	0	0	0	0	0	0	0	0
Islamabad.	Punjab	0	0	1	0	1	0	2	13
	Sindh R	0	0	0	0	0	0	0	0
	Sindh U	0	0	0	0	0	0	0	0
	KP	1	2	1	0	0	0	4	11
	Balochistan	0	0	0	0	0	0	0	0
	AJ&K	0	0	0	0	0	0	0	0
	GB	0	0	0	0	0	0	0	0
	FATA	0	0	0	0	0	0	0	0
Trade Development	TOTAL	27	29	23	7	1	0	87	501
Authority of Pakistan,	Islamabad	0	0	0	0	0	0	0	0
Karachi.	Punjab	12	16	12	4	0	0	44	226
	Sindh R	9	3	7	1	0	0	20	64
	Sindh U	4	4	2	0	1	0	11	140
	KP	1	6	2	0	0	0	9	43
	Balochistan	1	0	0	1	0	0	2	11
	AJ&K	0	0	0	0	0	0	0	6
	GB	0	0	0	0	0	0	0	5
	FATA	0	0	0	1	0	0	1	6

TABLE-25

DOMICILE WISE ACTUAL STRENGTH OF EMPLOYEES BY BASIC SCALE AND DIVISIONS / ATTACHED DEPARTMENTS / SUBORDINATE OFFICES

DIVISION/OFFICE	DOMICILE	BASIC SCALE 17 to 22						TOTAL	G.TOTAL BS 1-22
		17	18	19	20	21	22		
5. Communications	G. TOTAL	85	26	21	10	2	2	146	6247
Division	TOTAL	1	7	6	3	1	1	19	120
Main, Islamabad.	Islamabad	0	0	0	0	0	0	0	0
	Punjab	0	4	2	2	1	1	10	71
	Sindh R	0	0	1	0	0	0	1	4
	Sindh U	0	0	0	1	0	0	1	2
	KP	1	1	3	0	0	0	5	34
	Balochistan	0	1	0	0	0	0	1	2
	AJ&K	0	1	0	0	0	0	1	3
	GB	0	0	0	0	0	0	0	4
	FATA	0	0	0	0	0	0	0	0
Construction Technology	TOTAL	0	4	3	0	0	0	7	172
Training Institute,	Islamabad	0	0	0	0	0	0	0	0
Islamabad.	Punjab	0	3	2	0	0	0	5	134
	Sindh R	0	0	0	0	0	0	0	4
	Sindh U	0	0	1	0	0	0	1	6
	KP	0	1	0	0	0	0	1	18
	Balochistan	0	0	0	0	0	0	0	1
	AJ&K	0	0	0	0	0	0	0	5
	GB	0	0	0	0	0	0	0	4
	FATA	0	0	0	0	0	0	0	0
National Highways &	TOTAL	80	9	8	6	1	1	105	5876
Motorways Police,	Islamabad	1	0	0	0	0	0	1	60
Islamabad.	Punjab	54	5	4	4	0	0	67	3096
	Sindh R	4	2	2	0	0	0	8	587
	Sindh U	3	0	0	0	1	0	4	539
	KP	11	2	0	2	0	1	16	839
	Balochistan	5	0	0	0	0	0	5	491
	AJ&K	2	0	1	0	0	0	3	128
	GB	0	0	0	0	0	0	0	49
	FATA	0	0	1	0	0	0	1	87
National Transport	TOTAL	4	6	4	1	0	0	15	79
Research Centre,	Islamabad	0	0	0	0	0	0	0	0
Islamabad.	Punjab	1	4	3	0	0	0	8	48
	Sindh R	0	0	0	0	0	0	0	1
	Sindh U	0	1	1	0	0	0	2	3
	KP	2	0	0	0	0	0	2	20
	Balochistan	1	0	0	0	0	0	1	2
	AJ&K	0	0	0	0	0	0	0	3
	GB	0	0	0	0	0	0	0	0
	FATA	0	1	0	1	0	0	2	2

TABLE-25										
DOMICILE WISE ACTUAL STRENGTH OF EMPLOYEES BY BASIC SCALE AND DIVISIONS / ATTACHED DEPARTMENTS / SUBORDINATE OFFICES										
DIVISION/OFFICE	DOMICILE	BASIC SCALE 17 to 22							TOTAL	G.TOTAL BS 1-22
		17	18	19	20	21	22			
6. Climate Change	G. TOTAL	14	18	11	5	2	1	51	240	
Division	TOTAL	8	15	9	4	2	1	39	156	
Main, Islamabad.	Islamabad	1	1	0	1	0	0	3	24	
	Punjab	4	7	7	2	2	0	22	87	
	Sindh R	0	4	0	0	0	0	4	8	
	Sindh U	0	0	0	0	0	1	1	2	
	KP	3	3	2	1	0	0	9	25	
	Balochistan	0	0	0	0	0	0	0	1	
	AJ&K	0	0	0	0	0	0	0	9	
	GB	0	0	0	0	0	0	0	0	
	FATA	0	0	0	0	0	0	0	0	
Pakistan Environmental	TOTAL	1	3	2	1	0	0	7	44	
Protection Agency,	Islamabad	0	0	0	0	0	0	0	4	
Islamabad.	Punjab	0	2	1	1	0	0	4	17	
	Sindh R	1	1	0	0	0	0	2	8	
	Sindh U	0	0	0	0	0	0	0	1	
	KP	0	0	1	0	0	0	1	14	
	Balochistan	0	0	0	0	0	0	0	0	
	AJ&K	0	0	0	0	0	0	0	0	
	GB	0	0	0	0	0	0	0	0	
	FATA	0	0	0	0	0	0	0	0	
Zoological Survey of	TOTAL	5	0	0	0	0	0	5	40	
Pakistan, Islamabad.	Islamabad	0	0	0	0	0	0	0	9	
	Punjab	4	0	0	0	0	0	4	24	
	Sindh R	1	0	0	0	0	0	1	1	
	Sindh U	0	0	0	0	0	0	0	3	
	KP	0	0	0	0	0	0	0	3	
	Balochistan	0	0	0	0	0	0	0	0	
	AJ&K	0	0	0	0	0	0	0	0	
	GB	0	0	0	0	0	0	0	0	
	FATA	0	0	0	0	0	0	0	0	
7. Defence Division	G. TOTAL	3614	1210	316	39	7	1	5187	125661	
Main, Rawalpindi.	TOTAL	0	32	15	5	3	1	56	402	
	Islamabad	0	0	0	0	0	0	0	1	
	Punjab	0	20	11	3	2	1	37	291	
	Sindh R	0	1	0	1	0	0	2	17	
	Sindh U	0	1	0	0	0	0	1	13	
	KP	0	6	4	1	1	0	12	57	
	Balochistan	0	2	0	0	0	0	2	11	
	AJ&K	0	0	0	0	0	0	0	5	
	GB	0	2	0	0	0	0	2	4	
	FATA	0	0	0	0	0	0	0	3	

TABLE-25									
DOMICILE WISE ACTUAL STRENGTH OF EMPLOYEES BY BASIC SCALE AND DIVISIONS / ATTACHED DEPARTMENTS / SUBORDINATE OFFICES									
DIVISION/OFFICE	DOMICILE	BASIC SCALE 17 to 22							G.TOTAL BS 1-22
		17	18	19	20	21	22	TOTAL	
Director General ISI,	TOTAL	188	159	63	7	1	0	418	2241
Islamabad.	Islamabad	1	0	0	0	0	0	1	108
	Punjab	112	80	37	4	0	0	233	1321
	Sindh R	14	20	8	1	0	0	43	146
	Sindh U	16	16	5	1	0	0	38	116
	KP	27	25	3	0	1	0	56	359
	Balochistan	7	8	3	0	0	0	18	69
	AJ&K	2	4	1	0	0	0	7	66
	GB	3	1	0	1	0	0	5	27
	FATA	6	5	6	0	0	0	17	29
Federal Government	TOTAL	2022	442	191	14	0	0	2669	10031
Educational Institutions	Islamabad	3	0	1	0	0	0	4	10
(Cantt./Garrison)	Punjab	1143	267	115	9	0	0	1534	5919
Directorate, Rawalpindi.	Sindh R	138	32	8	1	0	0	179	695
	Sindh U	136	29	8	0	0	0	173	592
	KP	387	69	37	3	0	0	496	1760
	Balochistan	92	17	8	1	0	0	118	549
	AJ&K	55	16	6	0	0	0	77	234
	GB	36	5	2	0	0	0	43	127
	FATA	32	7	6	0	0	0	45	145
General Headquarters,	TOTAL	94	99	11	0	0	0	204	42500
COAS, Sectt. SD, Dte,	Islamabad	0	0	0	0	0	0	0	491
Rawalpindi.	Punjab	65	76	4	0	0	0	145	31800
	Sindh R	7	4	3	0	0	0	14	2119
	Sindh U	4	8	0	0	0	0	12	922
	KP	16	6	3	0	0	0	25	4160
	Balochistan	2	0	0	0	0	0	2	1741
	AJ&K	0	2	0	0	0	0	2	639
	GB	0	2	1	0	0	0	3	307
	FATA	0	1	0	0	0	0	1	321
Joint Staff Headquarter,	TOTAL	0	0	0	0	0	0	0	75
Chaklala, Rawalpindi.	Islamabad	0	0	0	0	0	0	0	1
	Punjab	0	0	0	0	0	0	0	52
	Sindh R	0	0	0	0	0	0	0	0
	Sindh U	0	0	0	0	0	0	0	0
	KP	0	0	0	0	0	0	0	8
	Balochistan	0	0	0	0	0	0	0	0
	AJ&K	0	0	0	0	0	0	0	11
	GB	0	0	0	0	0	0	0	2
	FATA	0	0	0	0	0	0	0	1

TABLE-25									
DOMICILE WISE ACTUAL STRENGTH OF EMPLOYEES BY BASIC SCALE AND DIVISIONS / ATTACHED DEPARTMENTS / SUBORDINATE OFFICES									
DIVISION/OFFICE	DOMICILE	BASIC SCALE 17 to 22							G.TOTAL BS 1-22
		17	18	19	20	21	22	TOTAL	
Military Lands &	TOTAL	29	14	23	9	2	0	77	667
Cantonments	Islamabad	0	0	0	0	0	0	0	0
Department, Rawalpindi.	Punjab	17	10	19	4	1	0	51	425
	Sindh R	0	0	0	0	0	0	0	33
	Sindh U	3	0	2	2	0	0	7	52
	KP	6	2	1	2	1	0	12	122
	Balochistan	1	1	1	0	0	0	3	13
	AJ&K	1	1	0	0	0	0	2	14
	GB	0	0	0	0	0	0	0	0
	FATA	1	0	0	1	0	0	2	8
Pakistan Air Force,	TOTAL	23	7	0	0	0	0	30	38043
Peshawar	Islamabad	1	0	0	0	0	0	1	334
	Punjab	13	3	0	0	0	0	16	18894
	Sindh R	2	1	0	0	0	0	3	3595
	Sindh U	1	0	0	0	0	0	1	3652
	KP	4	2	0	0	0	0	6	8974
	Balochistan	0	0	0	0	0	0	0	1350
	AJ&K	1	0	0	0	0	0	1	839
	GB	0	0	0	0	0	0	0	276
	FATA	1	1	0	0	0	0	2	129
Pakistan Navy Civilian	TOTAL	43	76	0	0	0	0	119	17379
Authority, Naval	Islamabad	1	4	0	0	0	0	5	1828
Headquarter,	Punjab	25	46	0	0	0	0	71	5487
Islamabad, Karachi.	Sindh R	6	6	0	0	0	0	12	1228
	Sindh U	6	11	0	0	0	0	17	5801
	KP	5	7	0	0	0	0	12	2110
	Balochistan	0	2	0	0	0	0	2	504
	AJ&K	0	0	0	0	0	0	0	292
	GB	0	0	0	0	0	0	0	43
	FATA	0	0	0	0	0	0	0	86
Pakistan Armed Services	TOTAL	24	34	6	1	0	0	65	823
Board, (PASB) Department,	Islamabad	0	2	1	0	0	0	3	5
Rawalpindi	Punjab	9	13	3	1	0	0	26	372
	Sindh R	3	1	0	0	0	0	4	61
	Sindh U	0	0	0	0	0	0	0	19
	KP	6	10	0	0	0	0	16	177
	Balochistan	0	2	0	0	0	0	2	33
	AJ&K	4	5	1	0	0	0	10	111
	GB	2	1	0	0	0	0	3	44
	FATA	0	0	1	0	0	0	1	1

TABLE-25										
DOMICILE WISE ACTUAL STRENGTH OF EMPLOYEES BY BASIC SCALE AND DIVISIONS / ATTACHED DEPARTMENTS / SUBORDINATE OFFICES										
DIVISION/OFFICE	DOMICILE	BASIC SCALE 17 to 22							TOTAL	G.TOTAL BS 1-22
		17	18	19	20	21	22			
Pakistan Maritime Security	TOTAL	0	0	0	0	0	0	0	0	80
Agency, Karachi,	Islamabad	0	0	0	0	0	0	0	0	0
	Punjab	0	0	0	0	0	0	0	0	10
	Sindh R	0	0	0	0	0	0	0	0	5
	Sindh U	0	0	0	0	0	0	0	0	57
	KP	0	0	0	0	0	0	0	0	1
	Balochistan	0	0	0	0	0	0	0	0	5
	AJ&K	0	0	0	0	0	0	0	0	0
	GB	0	0	0	0	0	0	0	0	1
	FATA	0	0	0	0	0	0	0	0	1
Pakistan Military Accounts	TOTAL	1161	327	2	1	0	0	1491	9435	
Department, Rawalpindi.	Islamabad	8	1	0	0	0	0	9	55	
	Punjab	755	244	2	1	0	0	1002	5504	
	Sindh R	69	26	0	0	0	0	95	763	
	Sindh U	86	2	0	0	0	0	88	785	
	KP	185	51	0	0	0	0	236	1591	
	Balochistan	21	0	0	0	0	0	21	327	
	AJ&K	26	3	0	0	0	0	29	186	
	GB	7	0	0	0	0	0	7	113	
	FATA	4	0	0	0	0	0	4	111	
Survey of Pakistan,	TOTAL	30	20	5	2	1	0	58	3985	
Rawalpindi.	Islamabad	0	0	0	0	0	0	0	0	
	Punjab	18	15	3	1	1	0	38	3449	
	Sindh R	5	0	1	1	0	0	7	139	
	Sindh U	1	2	0	0	0	0	3	92	
	KP	4	2	1	0	0	0	7	164	
	Balochistan	0	1	0	0	0	0	1	63	
	AJ&K	1	0	0	0	0	0	1	30	
	GB	1	0	0	0	0	0	1	14	
	FATA	0	0	0	0	0	0	0	34	
8. Defence Production	G.Total	19	19	13	8	2	1	62	820	
Division,	TOTAL	7	8	6	3	1	1	26	179	
Main, Rawalpindi.	Islamabad	0	0	0	0	0	0	0	6	
	Punjab	7	5	3	1	1	0	17	115	
	Sindh R	0	1	0	0	0	0	1	11	
	Sindh U	0	0	0	1	0	0	1	6	
	KP	0	1	2	1	0	1	5	22	
	Balochistan	0	1	0	0	0	0	1	8	
	AJ&K	0	0	1	0	0	0	1	7	
	GB	0	0	0	0	0	0	0	1	
	FATA	0	0	0	0	0	0	0	3	

TABLE-25									
DOMICILE WISE ACTUAL STRENGTH OF EMPLOYEES BY BASIC SCALE AND DIVISIONS / ATTACHED DEPARTMENTS / SUBORDINATE OFFICES									
DIVISION/OFFICE	DOMICILE	BASIC SCALE 17 to 22						TOTAL	G.TOTAL BS 1-22
		17	18	19	20	21	22		
Armament Research and	TOTAL	4	1	2	0	0	0	7	111
Development Establishment,	Islamabad	0	0	0	0	0	0	0	3
Rawalpindi.	Punjab	2	1	0	0	0	0	3	73
	Sindh R	0	0	1	0	0	0	1	9
	Sindh U	0	0	0	0	0	0	0	4
	KP	2	0	1	0	0	0	3	16
	Balochistan	0	0	0	0	0	0	0	1
	AJ&K	0	0	0	0	0	0	0	2
	GB	0	0	0	0	0	0	0	2
	FATA	0	0	0	0	0	0	0	1
Defence Export Promotion	TOTAL	1	5	2	4	1	0	13	62
Organization, Islamabad.	Islamabad	0	0	0	0	0	0	0	0
	Punjab	1	4	2	4	1	0	12	53
	Sindh R	0	1	0	0	0	0	1	1
	Sindh U	0	0	0	0	0	0	0	0
	KP	0	0	0	0	0	0	0	3
	Balochistan	0	0	0	0	0	0	0	0
	AJ&K	0	0	0	0	0	0	0	3
	GB	0	0	0	0	0	0	0	2
	FATA	0	0	0	0	0	0	0	0
Directorate General Defence	TOTAL	0	1	0	0	0	0	1	90
Purchase, Rawalpindi.	Islamabad	0	0	0	0	0	0	0	0
	Punjab	0	1	0	0	0	0	1	78
	Sindh R	0	0	0	0	0	0	0	1
	Sindh U	0	0	0	0	0	0	0	1
	KP	0	0	0	0	0	0	0	7
	Balochistan	0	0	0	0	0	0	0	1
	AJ&K	0	0	0	0	0	0	0	2
	GB	0	0	0	0	0	0	0	0
	FATA	0	0	0	0	0	0	0	0
Institute of Optronics,	TOTAL	7	2	2	1	0	0	12	208
Rawalpindi.	Islamabad	0	0	0	0	0	0	0	0
	Punjab	7	0	1	1	0	0	9	135
	Sindh R	0	1	1	0	0	0	2	21
	Sindh U	0	1	0	0	0	0	1	9
	KP	0	0	0	0	0	0	0	27
	Balochistan	0	0	0	0	0	0	0	7
	AJ&K	0	0	0	0	0	0	0	2
	GB	0	0	0	0	0	0	0	3
	FATA	0	0	0	0	0	0	0	4

TABLE-25									
DOMICILE WISE ACTUAL STRENGTH OF EMPLOYEES BY BASIC SCALE AND DIVISIONS / ATTACHED DEPARTMENTS / SUBORDINATE OFFICES									
DIVISION/OFFICE	DOMICILE	BASIC SCALE 17 to 22						TOTAL	G.TOTAL BS 1-22
		17	18	19	20	21	22		
Military Vehicles Research and	TOTAL	0	2	1	0	0	0	3	170
Development, Rawalpindi.	Islamabad	0	0	0	0	0	0	0	2
	Punjab	0	1	0	0	0	0	1	101
	Sindh R	0	0	1	0	0	0	1	13
	Sindh U	0	0	0	0	0	0	0	11
	KP	0	1	0	0	0	0	1	29
	Balochistan	0	0	0	0	0	0	0	4
	AJ&K	0	0	0	0	0	0	0	4
	GB	0	0	0	0	0	0	0	2
	FATA	0	0	0	0	0	0	0	4
9. Economic Affairs	TOTAL	0	57	17	8	2	1	85	444
Division, Islamabad.	Islamabad	0	0	1	0	0	0	1	1
	Punjab	0	37	8	5	2	0	52	274
	Sindh R	0	3	1	0	0	0	4	31
	Sindh U	0	0	0	0	0	0	0	14
	KP	0	7	3	0	0	1	11	76
	Balochistan	0	1	0	1	0	0	2	11
	AJ&K	0	8	3	1	0	0	12	21
	GB	0	0	0	0	0	0	0	9
	FATA	0	1	1	1	0	0	3	7
10. Establishment Division	G. TOTAL	84	107	50	21	4	2	268	2006
Main, Islamabad.	TOTAL	12	76	33	15	3	1	140	822
	Islamabad	2	0	3	0	0	0	5	158
	Punjab	4	41	19	9	2	0	75	419
	Sindh R	3	7	2	1	0	0	13	53
	Sindh U	0	4	1	0	0	0	5	21
	KP	2	10	4	4	0	1	21	104
	Balochistan	1	10	2	0	0	0	13	24
	AJ&K	0	2	2	1	0	0	5	33
	GB	0	0	0	0	0	0	0	5
	FATA	0	2	0	0	1	0	3	5
Akhtar Hameed Khan	TOTAL	6	5	2	1	0	0	14	78
National Centre for Rural	Islamabad	0	0	0	0	0	0	0	12
Development, Islamabad.	Punjab	4	3	1	1	0	0	9	39
	Sindh R	1	0	0	0	0	0	1	3
	Sindh U	0	0	0	0	0	0	0	1
	KP	0	1	1	0	0	0	2	16
	Balochistan	0	0	0	0	0	0	0	1
	AJ&K	1	0	0	0	0	0	1	5
	GB	0	0	0	0	0	0	0	0
	FATA	0	1	0	0	0	0	1	1

TABLE-25									
DOMICILE WISE ACTUAL STRENGTH OF EMPLOYEES BY BASIC SCALE AND DIVISIONS / ATTACHED DEPARTMENTS / SUBORDINATE OFFICES									
DIVISION/OFFICE	DOMICILE	BASIC SCALE 17 to 22							G.TOTAL BS 1-22
		17	18	19	20	21	22	TOTAL	
Federal Public Service	TOTAL	54	13	10	4	0	1	82	551
Commission, Islamabad.	Islamabad	0	0	0	0	0	0	0	34
	Punjab	41	8	6	4	0	1	60	314
	Sindh R	0	2	0	0	0	0	2	38
	Sindh U	4	1	0	0	0	0	5	29
	KP	6	1	2	0	0	0	9	83
	Balochistan	1	0	0	0	0	0	1	18
	AJ&K	1	0	0	0	0	0	1	12
	GB	1	0	1	0	0	0	2	13
	FATA	0	1	1	0	0	0	2	10
Secretariat Training	TOTAL	1	6	4	0	1	0	12	116
Institute, Islamabad.	Islamabad	0	0	2	0	0	0	2	28
	Punjab	1	4	2	0	1	0	8	57
	Sindh R	0	0	0	0	0	0	0	1
	Sindh U	0	0	0	0	0	0	0	5
	KP	0	2	0	0	0	0	2	19
	Balochistan	0	0	0	0	0	0	0	1
	AJ&K	0	0	0	0	0	0	0	4
	GB	0	0	0	0	0	0	0	0
	FATA	0	0	0	0	0	0	0	1
Staff Welfare	TOTAL	11	7	1	1	0	0	20	439
Organization, Islamabad.	Islamabad	0	0	0	0	0	0	0	15
	Punjab	8	6	1	1	0	0	16	257
	Sindh R	0	1	0	0	0	0	1	24
	Sindh U	1	0	0	0	0	0	1	34
	KP	1	0	0	0	0	0	1	62
	Balochistan	1	0	0	0	0	0	1	39
	AJ&K	0	0	0	0	0	0	0	7
	GB	0	0	0	0	0	0	0	1
	FATA	0	0	0	0	0	0	0	0
11. Federal Education &	G. TOTAL	103	71	26	9	3	1	213	953
Professional Training	TOTAL	7	6	6	4	1	1	25	133
Division	Islamabad	1	0	1	0	0	0	2	42
Main, Islamabad.	Punjab	1	4	2	3	1	0	11	47
	Sindh R	0	0	2	0	0	1	3	7
	Sindh U	1	0	0	0	0	0	1	2
	KP	3	1	1	1	0	0	6	27
	Balochistan	1	0	0	0	0	0	1	3
	AJ&K	0	1	0	0	0	0	1	3
	GB	0	0	0	0	0	0	0	0
	FATA	0	0	0	0	0	0	0	2

TABLE-25									
DOMICILE WISE ACTUAL STRENGTH OF EMPLOYEES BY BASIC SCALE AND DIVISIONS / ATTACHED DEPARTMENTS / SUBORDINATE OFFICES									
DIVISION/OFFICE	DOMICILE	BASIC SCALE 17 to 22						TOTAL	G.TOTAL BS 1-22
		17	18	19	20	21	22		
Academy of Educational	TOTAL	2	4	2	2	1	0	11	78
Planning & Management,	Islamabad	0	0	1	1	0	0	2	10
Islamabad.	Punjab	1	1	1	0	0	0	3	47
	Sindh R	0	2	0	0	0	0	2	4
	Sindh U	0	0	0	0	0	0	0	1
	KP	1	1	0	0	1	0	3	15
	Balochistan	0	0	0	1	0	0	1	1
	AJ&K	0	0	0	0	0	0	0	0
	GB	0	0	0	0	0	0	0	0
	FATA	0	0	0	0	0	0	0	0
National Institute of	TOTAL	12	18	10	0	1	0	41	205
Science & Technical	Islamabad	0	0	0	0	0	0	0	17
Education, Islamabad.	Punjab	7	10	5	0	1	0	23	112
	Sindh R	3	4	1	0	0	0	8	18
	Sindh U	0	1	0	0	0	0	1	3
	KP	2	3	3	0	0	0	8	44
	Balochistan	0	0	1	0	0	0	1	3
	AJ&K	0	0	0	0	0	0	0	8
	GB	0	0	0	0	0	0	0	0
	FATA	0	0	0	0	0	0	0	0
Directorate General of Basic	TOTAL	69	40	6	1	0	0	116	382
Education Community Schools,	Islamabad	11	10	5	1	0	0	27	85
Islamabad.	Punjab	21	16	1	0	0	0	38	110
	Sindh R	14	5	0	0	0	0	19	64
	Sindh U	0	0	0	0	0	0	0	1
	KP	16	4	0	0	0	0	20	62
	Balochistan	3	2	0	0	0	0	5	26
	AJ&K	0	1	0	0	0	0	1	8
	GB	4	2	0	0	0	0	6	26
	FATA	0	0	0	0	0	0	0	0
National Talent Pool,	TOTAL	2	1	1	0	0	0	4	25
Islamabad	Islamabad	1	0	0	0	0	0	1	5
	Punjab	1	1	0	0	0	0	2	16
	Sindh R	0	0	1	0	0	0	1	1
	Sindh U	0	0	0	0	0	0	0	1
	KP	0	0	0	0	0	0	0	1
	Balochistan	0	0	0	0	0	0	0	0
	AJ&K	0	0	0	0	0	0	0	1
	GB	0	0	0	0	0	0	0	0
	FATA	0	0	0	0	0	0	0	0

TABLE-25									
DOMICILE WISE ACTUAL STRENGTH OF EMPLOYEES BY BASIC SCALE AND DIVISIONS / ATTACHED DEPARTMENTS / SUBORDINATE OFFICES									
DIVISION/OFFICE	DOMICILE	BASIC PAY SCALE 17 to 22							G.TOTAL BPS 1-22
		17	18	19	20	21	22	TOTAL	
National Training	TOTAL	6	1	1	0	0	0	8	73
Bureau, Islamabad	Islamabad	0	0	0	0	0	0	0	3
	Punjab	2	1	0	0	0	0	3	49
	Sindh R	1	0	0	0	0	0	1	2
	Sindh U	1	0	0	0	0	0	1	3
	KP	1	0	1	0	0	0	2	11
	Balochistan	1	0	0	0	0	0	1	1
	AJ&K	0	0	0	0	0	0	0	2
	GB	0	0	0	0	0	0	0	0
	FATA	0	0	0	0	0	0	0	2
Pakistan Manpower	TOTAL	2	1	0	1	0	0	4	33
Institute, Islamabad.	Islamabad	0	1	0	0	0	0	1	4
	Punjab	0	0	0	0	0	0	0	16
	Sindh R	0	0	0	0	0	0	0	2
	Sindh U	0	0	0	0	0	0	0	1
	KP	2	0	0	1	0	0	3	5
	Balochistan	0	0	0	0	0	0	0	1
	AJ&K	0	0	0	0	0	0	0	3
	GB	0	0	0	0	0	0	0	1
	FATA	0	0	0	0	0	0	0	0
Pakistan National Commission	TOTAL	3	0	0	1	0	0	4	24
for UNESCO, Islamabad.	Islamabad	0	0	0	0	0	0	0	3
	Punjab	3	0	0	1	0	0	4	18
	Sindh R	0	0	0	0	0	0	0	2
	Sindh U	0	0	0	0	0	0	0	0
	KP	0	0	0	0	0	0	0	0
	Balochistan	0	0	0	0	0	0	0	0
	AJ&K	0	0	0	0	0	0	0	1
	GB	0	0	0	0	0	0	0	0
	FATA	0	0	0	0	0	0	0	0
12. Finance Division	G. TOTAL	1901	1362	253	171	31	6	3724	16972
Main, Islamabad.	TOTAL	75	64	48	21	4	1	213	1172
	Islamabad	6	7	3	0	0	0	16	414
	Punjab	41	33	28	14	2	1	119	466
	Sindh R	1	2	1	2	0	0	6	67
	Sindh U	8	9	3	0	0	0	20	56
	KP	12	9	7	1	2	0	31	93
	Balochistan	4	0	2	2	0	0	8	27
	AJ&K	1	1	1	2	0	0	5	20
	GB	1	1	1	0	0	0	3	12
	FATA	1	2	2	0	0	0	5	17

TABLE-25									
DOMICILE WISE ACTUAL STRENGTH OF EMPLOYEES BY BASIC SCALE AND DIVISIONS / ATTACHED DEPARTMENTS / SUBORDINATE OFFICES									
DIVISION/OFFICE	DOMICILE	BASIC SCALE 17 to 22						TOTAL	G.TOTAL BS 1-22
		17	18	19	20	21	22		
Finance (Military),	TOTAL	0	26	11	6	0	0	43	287
Rawalpindi.	Islamabad	0	1	0	0	0	0	1	4
	Punjab	0	14	11	4	0	0	29	210
	Sindh R	0	3	0	0	0	0	3	10
	Sindh U	0	0	0	0	0	0	0	2
	KP	0	6	0	2	0	0	8	50
	Balochistan	0	1	0	0	0	0	1	3
	AJ&K	0	0	0	0	0	0	0	6
	GB	0	0	0	0	0	0	0	0
	FATA	0	1	0	0	0	0	1	2
Central Directorate of	TOTAL	402	92	22	2	0	0	518	3355
National Savings,	Islamabad	7	1	0	0	0	0	8	65
Islamabad.	Punjab	228	54	14	1	0	0	297	1854
	Sindh R	44	9	3	1	0	0	57	395
	Sindh U	35	8	2	0	0	0	45	378
	KP	60	14	2	0	0	0	76	461
	Balochistan	15	4	1	0	0	0	20	133
	AJ&K	6	0	0	0	0	0	6	37
	GB	5	1	0	0	0	0	6	13
	FATA	2	1	0	0	0	0	3	19
Controller General of	TOTAL	771	375	28	12	7	1	1194	6971
Accounts, HQ, Islamabad.	Islamabad	8	4	0	0	0	0	12	173
	Punjab	483	185	15	10	3	1	697	3610
	Sindh R	47	16	3	0	0	0	66	423
	Sindh U	65	41	2	1	2	0	111	781
	KP	110	95	6	0	1	0	212	1392
	Balochistan	42	27	2	1	1	0	73	456
	AJ&K	6	5	0	0	0	0	11	40
	GB	1	0	0	0	0	0	1	34
	FATA	9	2	0	0	0	0	11	62
Federal Treasury Office,	TOTAL	2	1	0	0	0	0	3	47
Islamabad.	Islamabad	1	0	0	0	0	0	1	13
	Punjab	1	1	0	0	0	0	2	26
	Sindh R	0	0	0	0	0	0	0	2
	Sindh U	0	0	0	0	0	0	0	1
	KP	0	0	0	0	0	0	0	4
	Balochistan	0	0	0	0	0	0	0	0
	AJ&K	0	0	0	0	0	0	0	1
	GB	0	0	0	0	0	0	0	0
	FATA	0	0	0	0	0	0	0	0

TABLE-25									
DOMICILE WISE ACTUAL STRENGTH OF EMPLOYEES BY BASIC SCALE AND DIVISIONS / ATTACHED DEPARTMENTS / SUBORDINATE OFFICES									
DIVISION/OFFICE	DOMICILE	BASIC SCALE 17 to 22							G.TOTAL BS 1-22
		17	18	19	20	21	22	TOTAL	
Office of the Auditor	TOTAL	641	802	144	129	20	4	1740	4400
General of Pakistan, HQ,	Islamabad	6	4	0	0	0	0	10	52
Islamabad.	Punjab	406	478	83	72	12	4	1055	2540
	Sindh R	60	59	14	15	0	0	148	334
	Sindh U	48	82	15	11	2	0	158	504
	KP	76	122	20	15	4	0	237	595
	Balochistan	33	28	5	8	0	0	74	239
	AJ&K	4	10	1	4	0	0	19	63
	GB	5	3	0	0	0	0	8	28
	FATA	3	16	6	4	2	0	31	45
Pakistan Mint, Lahore.	TOTAL	10	2	0	1	0	0	13	740
	Islamabad	0	0	0	0	0	0	0	0
	Punjab	8	2	0	1	0	0	11	677
	Sindh R	2	0	0	0	0	0	2	8
	Sindh U	0	0	0	0	0	0	0	2
	KP	0	0	0	0	0	0	0	50
	Balochistan	0	0	0	0	0	0	0	2
	AJ&K	0	0	0	0	0	0	0	1
	GB	0	0	0	0	0	0	0	0
	FATA	0	0	0	0	0	0	0	0
13. Foreign Affairs	TOTAL	139	136	88	91	29	12	495	2207
Division	Islamabad	1	1	2	1	1	0	6	6
Main, (Including Pakistan	Punjab	79	76	44	46	19	6	270	1290
Missions Abroad), Islamabad.	Sindh R	16	13	8	8	2	2	49	195
	Sindh U	12	13	8	10	1	0	44	141
	KP	14	16	13	14	3	3	63	320
	Balochistan	10	6	4	3	2	1	26	93
	AJ&K	3	3	4	2	1	0	13	83
	GB	0	0	0	0	0	0	0	0
	FATA	4	8	5	7	0	0	24	79
14. Housing & Works	G. TOTAL	315	101	20	6	0	1	443	2877
Division	TOTAL	4	12	2	2	0	1	21	162
Main, Islamabad.	Islamabad	0	1	0	0	0	0	1	1
	Punjab	2	6	0	0	0	1	9	89
	Sindh R	0	1	1	0	0	0	2	10
	Sindh U	0	0	0	0	0	0	0	7
	KP	0	4	1	2	0	0	7	43
	Balochistan	2	0	0	0	0	0	2	6
	AJ&K	0	0	0	0	0	0	0	4
	GB	0	0	0	0	0	0	0	2
	FATA	0	0	0	0	0	0	0	0

TABLE-25									
DOMICILE WISE ACTUAL STRENGTH OF EMPLOYEES BY BASIC SCALE AND DIVISIONS / ATTACHED DEPARTMENTS / SUBORDINATE OFFICES									
DIVISION/OFFICE	DOMICILE	BASIC SCALE 17 to 22							G.TOTAL BS 1-22
		17	18	19	20	21	22	TOTAL	
Estate Office, Islamabad.	TOTAL	20	2	1	0	0	0	23	220
	Islamabad	0	0	0	0	0	0	0	5
	Punjab	10	1	0	0	0	0	11	95
	Sindh R	3	0	0	0	0	0	3	11
	Sindh U	2	1	0	0	0	0	3	54
	KP	5	0	1	0	0	0	6	40
	Balochistan	0	0	0	0	0	0	0	9
	AJ&K	0	0	0	0	0	0	0	3
	GB	0	0	0	0	0	0	0	1
	FATA	0	0	0	0	0	0	0	2
National Housing	TOTAL	3	2	2	0	0	0	7	33
Authority, Islamabad.	Islamabad	0	0	0	0	0	0	0	4
	Punjab	2	1	0	0	0	0	3	17
	Sindh R	0	0	1	0	0	0	1	3
	Sindh U	0	0	0	0	0	0	0	0
	KP	1	0	1	0	0	0	2	7
	Balochistan	0	0	0	0	0	0	0	0
	AJ&K	0	1	0	0	0	0	1	1
	GB	0	0	0	0	0	0	0	0
	FATA	0	0	0	0	0	0	0	1
Pakistan Public Works	TOTAL	288	85	15	4	0	0	392	2462
Department, HQ,	Islamabad	4	0	0	0	0	0	4	4
Islamabad.	Punjab	146	41	8	4	0	0	199	1374
	Sindh R	24	14	3	0	0	0	41	351
	Sindh U	29	7	2	0	0	0	38	264
	KP	46	12	1	0	0	0	59	228
	Balochistan	20	5	0	0	0	0	25	140
	AJ&K	2	1	0	0	0	0	3	33
	GB	7	1	0	0	0	0	8	10
	FATA	10	4	1	0	0	0	15	58
15. Human Rights	G. TOTAL	20	17	10	4	0	1	52	307
Division	TOTAL	10	12	8	4	0	1	35	241
Main, Islamabad.	Islamabad	0	0	1	0	0	0	1	48
	Punjab	4	8	5	3	0	0	20	105
	Sindh R	3	2	0	1	0	1	7	18
	Sindh U	0	1	0	0	0	0	1	7
	KP	3	0	1	0	0	0	4	39
	Balochistan	0	1	1	0	0	0	2	14
	AJ&K	0	0	0	0	0	0	0	5
	GB	0	0	0	0	0	0	0	1
	FATA	0	0	0	0	0	0	0	4

TABLE-25									
DOMICILE WISE ACTUAL STRENGTH OF EMPLOYEES BY BASIC SCALE AND DIVISIONS / ATTACHED DEPARTMENTS / SUBORDINATE OFFICES									
DIVISION/OFFICE	DOMICILE	BASIC SCALE 17 to 22							G.TOTAL BS 1-22
		17	18	19	20	21	22	TOTAL	
Implementation of	TOTAL	2	1	0	0	0	0	3	7
National Plan of Action	Islamabad	0	0	0	0	0	0	0	0
for Children,	Punjab	1	0	0	0	0	0	1	5
Islamabad.	Sindh R	0	0	0	0	0	0	0	0
	Sindh U	0	0	0	0	0	0	0	0
	KP	1	1	0	0	0	0	2	2
	Balochistan	0	0	0	0	0	0	0	0
	AJ&K	0	0	0	0	0	0	0	0
	GB	0	0	0	0	0	0	0	0
	FATA	0	0	0	0	0	0	0	0
National Commission for	TOTAL	1	1	1	0	0	0	3	16
the Child Welfare &	Islamabad	0	0	0	0	0	0	0	2
Development, Islamabad.	Punjab	1	1	0	0	0	0	2	9
	Sindh R	0	0	1	0	0	0	1	2
	Sindh U	0	0	0	0	0	0	0	0
	KP	0	0	0	0	0	0	0	2
	Balochistan	0	0	0	0	0	0	0	0
	AJ&K	0	0	0	0	0	0	0	0
	GB	0	0	0	0	0	0	0	1
	FATA	0	0	0	0	0	0	0	0
National Child Protection	TOTAL	1	1	1	0	0	0	3	20
Centre (NCPC), Islamabad.	Islamabad	0	0	0	0	0	0	0	8
	Punjab	0	1	0	0	0	0	1	5
	Sindh R	0	0	0	0	0	0	0	0
	Sindh U	0	0	0	0	0	0	0	0
	KP	1	0	1	0	0	0	2	6
	Balochistan	0	0	0	0	0	0	0	0
	AJ&K	0	0	0	0	0	0	0	0
	GB	0	0	0	0	0	0	0	1
	FATA	0	0	0	0	0	0	0	0
Shaheed Benazir Bhutto	TOTAL	6	2	0	0	0	0	8	23
Centre for Women,	Islamabad	0	1	0	0	0	0	1	5
Islamabad.	Punjab	2	0	0	0	0	0	2	10
	Sindh R	0	0	0	0	0	0	0	0
	Sindh U	0	1	0	0	0	0	1	1
	KP	4	0	0	0	0	0	4	7
	Balochistan	0	0	0	0	0	0	0	0
	AJ&K	0	0	0	0	0	0	0	0
	GB	0	0	0	0	0	0	0	0
	FATA	0	0	0	0	0	0	0	0

TABLE-25									
DOMICILE WISE ACTUAL STRENGTH OF EMPLOYEES BY BASIC SCALE AND DIVISIONS / ATTACHED DEPARTMENTS / SUBORDINATE OFFICES									
DIVISION/OFFICE	DOMICILE	BASIC SCALE 17 to 22							G.TOTAL BS 1-22
		17	18	19	20	21	22	TOTAL	
16. Industries &	G. TOTAL	19	14	10	6	2	1	52	369
Production Division	TOTAL	18	7	9	6	2	1	43	302
Main, Islamabad.	Islamabad	1	0	0	0	0	0	1	41
	Punjab	5	4	4	5	1	1	20	143
	Sindh R	4	2	3	1	0	0	10	27
	Sindh U	0	0	0	0	0	0	0	10
	KP	2	0	0	0	0	0	2	46
	Balochistan	6	1	0	0	0	0	7	17
	AJ&K	0	0	0	0	0	0	0	12
	GB	0	0	0	0	0	0	0	1
	FATA	0	0	2	0	1	0	3	5
Department of	TOTAL	1	7	1	0	0	0	9	67
Explosives HQ,	Islamabad	0	0	0	0	0	0	0	2
Rawalpindi.	Punjab	1	4	0	0	0	0	5	29
	Sindh R	0	0	0	0	0	0	0	6
	Sindh U	0	0	1	0	0	0	1	8
	KP	0	1	0	0	0	0	1	12
	Balochistan	0	1	0	0	0	0	1	6
	AJ&K	0	0	0	0	0	0	0	3
	GB	0	0	0	0	0	0	0	0
	FATA	0	1	0	0	0	0	1	1
17. Information & Broadcasting	G. TOTAL	135	112	56	26	7	2	338	1896
Division	TOTAL	108	94	46	21	4	1	274	634
Main, Islamabad.	Islamabad	0	0	0	0	0	0	0	25
	Punjab	57	66	25	11	4	1	164	353
	Sindh R	13	3	3	3	0	0	22	32
	Sindh U	7	4	4	4	0	0	19	46
	KP	15	14	8	3	0	0	40	102
	Balochistan	6	4	2	0	0	0	12	23
	AJ&K	4	0	0	0	0	0	4	39
	GB	0	0	0	0	0	0	0	0
	FATA	6	3	4	0	0	0	13	14
Audit Bureau of Circulation,	TOTAL	2	2	1	0	0	0	5	42
Islamabad.	Islamabad	0	0	0	0	0	0	0	0
	Punjab	2	1	1	0	0	0	4	29
	Sindh R	0	0	0	0	0	0	0	4
	Sindh U	0	1	0	0	0	0	1	7
	KP	0	0	0	0	0	0	0	1
	Balochistan	0	0	0	0	0	0	0	0
	AJ&K	0	0	0	0	0	0	0	1
	GB	0	0	0	0	0	0	0	0
	FATA	0	0	0	0	0	0	0	0

TABLE-25									
DOMICILE WISE ACTUAL STRENGTH OF EMPLOYEES BY BASIC SCALE AND DIVISIONS / ATTACHED DEPARTMENTS / SUBORDINATE OFFICES									
DIVISION/OFFICE	DOMICILE	BASIC SCALE 17 to 22							G.TOTAL BS 1-22
		17	18	19	20	21	22	TOTAL	
Central Board of Film	TOTAL	0	0	0	1	0	0	1	27
Censors, Islamabad.	Islamabad	0	0	0	0	0	0	0	7
	Punjab	0	0	0	0	0	0	0	8
	Sindh R	0	0	0	0	0	0	0	0
	Sindh U	0	0	0	0	0	0	0	1
	KP	0	0	0	1	0	0	1	8
	Balochistan	0	0	0	0	0	0	0	1
	AJ&K	0	0	0	0	0	0	0	2
	GB	0	0	0	0	0	0	0	0
	FATA	0	0	0	0	0	0	0	0
Directorate of Electronic	TOTAL	11	12	5	1	0	0	29	326
Media and Publications,	Islamabad	1	0	0	0	0	0	1	15
Islamabad.	Punjab	9	9	2	1	0	0	21	168
	Sindh R	0	0	0	0	0	0	0	14
	Sindh U	1	1	0	0	0	0	2	54
	KP	0	2	2	0	0	0	4	44
	Balochistan	0	0	0	0	0	0	0	9
	AJ&K	0	0	0	0	0	0	0	17
	GB	0	0	0	0	0	0	0	2
	FATA	0	0	1	0	0	0	1	3
Federal Land	TOTAL	5	1	2	1	2	1	12	91
Commission, Islamabad.	Islamabad	0	0	0	0	0	0	0	0
	Punjab	2	0	1	1	2	1	7	50
	Sindh R	2	1	1	0	0	0	4	13
	Sindh U	0	0	0	0	0	0	0	2
	KP	1	0	0	0	0	0	1	15
	Balochistan	0	0	0	0	0	0	0	5
	AJ&K	0	0	0	0	0	0	0	3
	GB	0	0	0	0	0	0	0	2
	FATA	0	0	0	0	0	0	0	1
Implementation Tribunal	TOTAL	2	0	0	0	0	0	2	20
For Newspaper Employees,	Islamabad	0	0	0	0	0	0	0	5
Islamabad.	Punjab	0	0	0	0	0	0	0	5
	Sindh R	0	0	0	0	0	0	0	0
	Sindh U	0	0	0	0	0	0	0	0
	KP	1	0	0	0	0	0	1	9
	Balochistan	1	0	0	0	0	0	1	1
	AJ&K	0	0	0	0	0	0	0	0
	GB	0	0	0	0	0	0	0	0
	FATA	0	0	0	0	0	0	0	0

TABLE-25									
DOMICILE WISE ACTUAL STRENGTH OF EMPLOYEES BY BASIC SCALE AND DIVISIONS / ATTACHED DEPARTMENTS / SUBORDINATE OFFICES									
DIVISION/OFFICE	DOMICILE	BASIC SCALE 17 to 22							G.TOTAL BS 1-22
		17	18	19	20	21	22	TOTAL	
Information Service	TOTAL	7	3	1	1	1	0	13	43
Academy, Islamabad.	Islamabad	1	0	0	0	0	0	1	5
	Punjab	3	1	0	0	1	0	5	19
	Sindh R	0	1	0	0	0	0	1	3
	Sindh U	2	0	0	1	0	0	3	3
	KP	1	1	1	0	0	0	3	12
	Balochistan	0	0	0	0	0	0	0	0
	AJ&K	0	0	0	0	0	0	0	1
	GB	0	0	0	0	0	0	0	0
	FATA	0	0	0	0	0	0	0	0
Press Information	TOTAL	0	0	0	0	0	0	0	711
Department, Islamabad.	Islamabad	0	0	0	0	0	0	0	146
	Punjab	0	0	0	0	0	0	0	316
	Sindh R	0	0	0	0	0	0	0	49
	Sindh U	0	0	0	0	0	0	0	55
	KP	0	0	0	0	0	0	0	63
	Balochistan	0	0	0	0	0	0	0	33
	AJ&K	0	0	0	0	0	0	0	29
	GB	0	0	0	0	0	0	0	13
	FATA	0	0	0	0	0	0	0	7
Office of the Press	TOTAL	0	0	1	1	0	0	2	2
Registrar, Islamabad.	Islamabad	0	0	0	0	0	0	0	0
	Punjab	0	0	0	0	0	0	0	0
	Sindh R	0	0	0	0	0	0	0	0
	Sindh U	0	0	1	1	0	0	2	2
	KP	0	0	0	0	0	0	0	0
	Balochistan	0	0	0	0	0	0	0	0
	AJ&K	0	0	0	0	0	0	0	0
	GB	0	0	0	0	0	0	0	0
	FATA	0	0	0	0	0	0	0	0
18. Information Technology	G. TOTAL	15	17	1	3	0	1	37	152
and Telecommunications	TOTAL	9	7	1	2	0	1	20	117
Division	Islamabad	0	0	0	0	0	0	0	0
Main, Islamabad.	Punjab	6	2	0	2	0	1	11	76
	Sindh R	0	2	0	0	0	0	2	5
	Sindh U	1	0	0	0	0	0	1	4
	KP	2	2	0	0	0	0	4	20
	Balochistan	0	1	0	0	0	0	1	4
	AJ&K	0	0	1	0	0	0	1	5
	GB	0	0	0	0	0	0	0	1
	FATA	0	0	0	0	0	0	0	2

TABLE-25									
DOMICILE WISE ACTUAL STRENGTH OF EMPLOYEES BY BASIC SCALE AND DIVISIONS / ATTACHED DEPARTMENTS / SUBORDINATE OFFICES									
DIVISION/OFFICE	DOMICILE	BASIC SCALE 17 to 22							G.TOTAL BS 1-22
		17	18	19	20	21	22	TOTAL	
National Information	TOTAL	6	10	0	1	0	0	17	35
Technology Board ,	Islamabad	0	0	0	0	0	0	0	1
Islamabad.	Punjab	4	4	0	0	0	0	8	21
	Sindh R	1	1	0	1	0	0	3	3
	Sindh U	0	0	0	0	0	0	0	0
	KP	1	3	0	0	0	0	4	7
	Balochistan	0	0	0	0	0	0	0	0
	AJ&K	0	1	0	0	0	0	1	1
	GB	0	0	0	0	0	0	0	1
	FATA	0	1	0	0	0	0	1	1
19. Inter Provincial	G. TOTAL	31	14	12	4	3	1	65	321
Coordination Division,	TOTAL	15	9	11	2	3	1	41	236
Main, Islamabad.	Islamabad	1	0	0	0	0	0	1	52
	Punjab	9	5	9	2	2	0	27	111
	Sindh R	0	0	1	0	0	0	1	11
	Sindh U	1	0	0	0	0	0	1	7
	KP	3	3	0	0	1	1	8	43
	Balochistan	1	0	0	0	0	0	1	5
	AJ&K	0	0	1	0	0	0	1	6
	GB	0	0	0	0	0	0	0	0
	FATA	0	1	0	0	0	0	1	1
Inter Board Committee	TOTAL	5	3	0	1	0	0	9	60
of Chairman, Islamabad.	Islamabad	0	0	0	0	0	0	0	3
	Punjab	2	0	0	1	0	0	3	23
	Sindh R	0	1	0	0	0	0	1	4
	Sindh U	1	0	0	0	0	0	1	1
	KP	0	1	0	0	0	0	1	16
	Balochistan	2	1	0	0	0	0	3	9
	AJ&K	0	0	0	0	0	0	0	2
	GB	0	0	0	0	0	0	0	2
	FATA	0	0	0	0	0	0	0	0
National Internship	TOTAL	11	2	1	1	0	0	15	25
Programme, Islamabad.	Islamabad	0	0	0	0	0	0	0	0
	Punjab	4	0	1	0	0	0	5	8
	Sindh R	1	1	0	0	0	0	2	6
	Sindh U	2	0	0	0	0	0	2	3
	KP	3	0	0	1	0	0	4	4
	Balochistan	1	1	0	0	0	0	2	4
	AJ&K	0	0	0	0	0	0	0	0
	GB	0	0	0	0	0	0	0	0
	FATA	0	0	0	0	0	0	0	0

TABLE-25									
DOMICILE WISE ACTUAL STRENGTH OF EMPLOYEES BY BASIC SCALE AND DIVISIONS / ATTACHED DEPARTMENTS / SUBORDINATE OFFICES									
DIVISION/OFFICE	DOMICILE	BASIC SCALE 17 to 22							G.TOTAL BS 1-22
		17	18	19	20	21	22	TOTAL	
20. Interior Division	G. TOTAL	1294	356	200	27	8	4	1889	195868
Main, Islamabad.	TOTAL	25	25	9	2	3	2	66	583
	Islamabad	0	1	0	0	0	0	1	2
	Punjab	19	13	4	1	2	0	39	440
	Sindh R	0	2	0	0	0	0	2	25
	Sindh U	0	1	2	0	1	2	6	17
	KP	4	5	2	1	0	0	12	62
	Balochistan	1	2	0	0	0	0	3	18
	AJ&K	0	1	1	0	0	0	2	14
	GB	0	0	0	0	0	0	0	0
	FATA	1	0	0	0	0	0	1	5
Directorate General of Civil Defence,	TOTAL	9	0	2	0	0	0	11	293
Islamabad, Lahore, Karachi, Peshawar,	Islamabad	0	0	0	0	0	0	0	24
Quetta, AJ&K, Muzaffarabad.	Punjab	3	0	0	0	0	0	3	143
	Sindh R	0	0	1	0	0	0	1	21
	Sindh U	1	0	0	0	0	0	1	21
	KP	3	0	1	0	0	0	4	46
	Balochistan	1	0	0	0	0	0	1	24
	AJ&K	0	0	0	0	0	0	0	11
	GB	1	0	0	0	0	0	1	3
	FATA	0	0	0	0	0	0	0	0
Directorate General of	TOTAL	227	22	8	1	0	0	258	1385
Immigration and	Islamabad	5	1	0	0	0	0	6	28
Passports, HQ,	Punjab	119	13	5	1	0	0	138	710
Islamabad.	Sindh R	16	1	1	0	0	0	18	118
	Sindh U	13	2	0	0	0	0	15	157
	KP	40	5	1	0	0	0	46	231
	Balochistan	13	0	1	0	0	0	14	58
	AJ&K	6	0	0	0	0	0	6	36
	GB	6	0	0	0	0	0	6	15
	FATA	9	0	0	0	0	0	9	32
Federal Investigation	TOTAL	165	38	11	12	2	1	229	3239
Agency, HQ, Islamabad.	Islamabad	3	0	0	0	0	0	3	448
	Punjab	100	25	4	7	2	0	138	1406
	Sindh R	1	0	2	0	0	1	4	343
	Sindh U	21	7	0	0	0	0	28	326
	KP	26	4	4	4	0	0	38	381
	Balochistan	4	2	0	0	0	0	6	245
	AJ&K	4	0	1	1	0	0	6	34
	GB	3	0	0	0	0	0	3	39
	FATA	3	0	0	0	0	0	3	17

TABLE-25									
DOMICILE WISE ACTUAL STRENGTH OF EMPLOYEES BY BASIC SCALE AND DIVISIONS / ATTACHED DEPARTMENTS / SUBORDINATE OFFICES									
DIVISION/OFFICE	DOMICILE	BASIC SCALE 17 to 22							G.TOTAL BS 1-22
		17	18	19	20	21	22	TOTAL	
Islamabad Capital	TOTAL	110	32	8	3	1	1	155	10818
Territory Administration,	Islamabad	6	1	0	0	0	0	7	940
Islamabad.	Punjab	78	23	5	1	1	0	108	6928
	Sindh R	4	2	1	0	0	0	7	196
	Sindh U	3	1	0	1	0	0	5	199
	KP	12	4	1	1	0	0	18	2072
	Balochistan	4	1	0	0	0	0	5	106
	AJ&K	1	0	1	0	0	0	2	216
	GB	1	0	0	0	0	1	2	36
	FATA	1	0	0	0	0	0	1	125
National Academy for	TOTAL	4	0	0	1	0	0	5	47
Prisons Administration,	Islamabad	0	0	0	0	0	0	0	0
Lahore.	Punjab	2	0	0	1	0	0	3	40
	Sindh R	1	0	0	0	0	0	1	2
	Sindh U	0	0	0	0	0	0	0	0
	KP	0	0	0	0	0	0	0	4
	Balochistan	1	0	0	0	0	0	1	1
	AJ&K	0	0	0	0	0	0	0	0
	GB	0	0	0	0	0	0	0	0
	FATA	0	0	0	0	0	0	0	0
Gilgit Baltistan Scouts	TOTAL	3	18	9	1	0	0	31	2460
HQ, Gilgit.	Islamabad	0	1	1	1	0	0	3	4
	Punjab	2	13	6	0	0	0	21	154
	Sindh R	0	0	0	0	0	0	0	24
	Sindh U	1	1	0	0	0	0	2	7
	KP	0	2	0	0	0	0	2	33
	Balochistan	0	0	1	0	0	0	1	3
	AJ&K	0	0	1	0	0	0	1	8
	GB	0	1	0	0	0	0	1	2227
	FATA	0	0	0	0	0	0	0	0
HQ Frontier	TOTAL	44	4	4	1	1	0	54	23078
Constabulary KP,	Islamabad	1	1	0	0	0	0	2	8
Peshawar.	Punjab	10	0	1	0	0	0	11	296
	Sindh R	0	0	0	0	0	0	0	27
	Sindh U	2	0	0	0	0	0	2	2
	KP	23	3	3	0	1	0	30	19318
	Balochistan	1	0	0	0	0	0	1	2
	AJ&K	0	0	0	0	0	0	0	0
	GB	1	0	0	1	0	0	2	13
	FATA	6	0	0	0	0	0	6	3412

TABLE-25									
DOMICILE WISE ACTUAL STRENGTH OF EMPLOYEES BY BASIC SCALE AND DIVISIONS / ATTACHED DEPARTMENTS / SUBORDINATE OFFICES									
DIVISION/OFFICE	DOMICILE	BASIC SCALE 17 to 22							G.TOTAL BS 1-22
		17	18	19	20	21	22	TOTAL	
HQ Frontier Corps	TOTAL	97	84	87	2	0	0	270	51860
Balochistan, Quetta.	Islamabad	1	1	3	0	0	0	5	14
	Punjab	51	49	66	2	0	0	168	19143
	Sindh R	3	2	5	0	0	0	10	177
	Sindh U	3	0	2	0	0	0	5	71
	KP	23	27	9	0	0	0	59	24693
	Balochistan	12	1	0	0	0	0	13	7093
	AJ&K	1	2	1	0	0	0	4	134
	GB	1	2	1	0	0	0	4	36
	FATA	2	0	0	0	0	0	2	499
HQ Pakistan Rangers	TOTAL	269	36	3	0	0	0	308	22204
Punjab, Lahore.	Islamabad	0	0	0	0	0	0	0	26
	Punjab	230	30	2	0	0	0	262	18734
	Sindh R	5	2	0	0	0	0	7	582
	Sindh U	5	0	0	0	0	0	5	121
	KP	26	3	1	0	0	0	30	2213
	Balochistan	1	0	0	0	0	0	1	73
	AJ&K	1	1	0	0	0	0	2	292
	GB	1	0	0	0	0	0	1	117
	FATA	0	0	0	0	0	0	0	46
HQ Pakistan Rangers	TOTAL	340	97	59	4	1	0	501	25711
Sindh, Karachi.	Islamabad	0	3	2	1	0	0	6	8
	Punjab	182	47	40	3	1	0	273	12780
	Sindh R	58	4	0	0	0	0	62	5029
	Sindh U	44	15	6	0	0	0	65	2625
	KP	37	16	10	0	0	0	63	3494
	Balochistan	5	5	1	0	0	0	11	592
	AJ&K	4	2	0	0	0	0	6	474
	GB	0	0	0	0	0	0	0	0
	FATA	10	5	0	0	0	0	15	709
Pakistan Coast Guards,	TOTAL	1	0	0	0	0	0	1	3893
Karachi.	Islamabad	0	0	0	0	0	0	0	0
	Punjab	0	0	0	0	0	0	0	1737
	Sindh R	0	0	0	0	0	0	0	619
	Sindh U	0	0	0	0	0	0	0	508
	KP	1	0	0	0	0	0	1	709
	Balochistan	0	0	0	0	0	0	0	204
	AJ&K	0	0	0	0	0	0	0	51
	GB	0	0	0	0	0	0	0	32
	FATA	0	0	0	0	0	0	0	33

TABLE-25									
DOMICILE WISE ACTUAL STRENGTH OF EMPLOYEES BY BASIC SCALE AND DIVISIONS / ATTACHED DEPARTMENTS / SUBORDINATE OFFICES									
DIVISION/OFFICE	DOMICILE	BASIC SCALE 17 to 22							G.TOTAL BS 1-22
		17	18	19	20	21	22	TOTAL	
HQ Frontier Corps	TOTAL	0	0	0	0	0	0	0	50297
KP, Peshawar.	Islamabad	0	0	0	0	0	0	0	0
	Punjab	0	0	0	0	0	0	0	758
	Sindh R	0	0	0	0	0	0	0	0
	Sindh U	0	0	0	0	0	0	0	0
	KP	0	0	0	0	0	0	0	42775
	Balochistan	0	0	0	0	0	0	0	0
	AJ&K	0	0	0	0	0	0	0	0
	GB	0	0	0	0	0	0	0	0
	FATA	0	0	0	0	0	0	0	6764
21. Kashmir Affairs & Gilgit	G. TOTAL	1340	636	149	15	2	1	2143	33057
Baltistan Division	TOTAL	12	5	5	1	1	1	25	105
Main, Islamabad.	Islamabad	0	1	0	0	0	0	1	9
	Punjab	5	3	4	0	1	0	13	49
	Sindh R	1	1	1	0	0	0	3	7
	Sindh U	0	0	0	0	0	0	0	4
	KP	3	0	0	1	0	0	4	23
	Balochistan	2	0	0	0	0	1	3	6
	AJ&K	0	0	0	0	0	0	0	6
	GB	0	0	0	0	0	0	0	0
	FATA	1	0	0	0	0	0	1	1
Directorate of Health	TOTAL	1	0	0	0	0	0	1	14
Services AK, Rawalpindi.	Islamabad	0	0	0	0	0	0	0	0
	Punjab	1	0	0	0	0	0	1	5
	Sindh R	0	0	0	0	0	0	0	2
	Sindh U	0	0	0	0	0	0	0	0
	KP	0	0	0	0	0	0	0	2
	Balochistan	0	0	0	0	0	0	0	0
	AJ&K	0	0	0	0	0	0	0	5
	GB	0	0	0	0	0	0	0	0
	FATA	0	0	0	0	0	0	0	0
Jammu & Kashmir	TOTAL	0	0	0	0	0	0	0	10
Refugees Rehabilitation	Islamabad	0	0	0	0	0	0	0	3
Organization, Islamabad.	Punjab	0	0	0	0	0	0	0	7
	Sindh R	0	0	0	0	0	0	0	0
	Sindh U	0	0	0	0	0	0	0	0
	KP	0	0	0	0	0	0	0	0
	Balochistan	0	0	0	0	0	0	0	0
	AJ&K	0	0	0	0	0	0	0	0
	GB	0	0	0	0	0	0	0	0
	FATA	0	0	0	0	0	0	0	0

TABLE-25									
DOMICILE WISE ACTUAL STRENGTH OF EMPLOYEES BY BASIC SCALE AND DIVISIONS / ATTACHED DEPARTMENTS / SUBORDINATE OFFICES									
DIVISION/OFFICE	DOMICILE	BASIC SCALE 17 to 22							G.TOTAL BS 1-22
		17	18	19	20	21	22	TOTAL	
Office of the Administrator	TOTAL	2	1	0	0	0	0	3	69
J & K State Property in	Islamabad	0	0	0	0	0	0	0	0
Pakistan, Lahore.	Punjab	2	1	0	0	0	0	3	57
	Sindh R	0	0	0	0	0	0	0	2
	Sindh U	0	0	0	0	0	0	0	0
	KP	0	0	0	0	0	0	0	7
	Balochistan	0	0	0	0	0	0	0	0
	AJ&K	0	0	0	0	0	0	0	3
	GB	0	0	0	0	0	0	0	0
	FATA	0	0	0	0	0	0	0	0
Office of the Chief	TOTAL	1325	630	144	14	1	0	2114	32859
Secretary, Gilgit	Islamabad	6	3	0	0	0	0	9	9
Baltistan.	Punjab	19	22	16	3	1	0	61	93
	Sindh R	0	0	4	0	0	0	4	4
	Sindh U	0	0	0	0	0	0	0	0
	KP	6	10	6	2	0	0	24	28
	Balochistan	0	0	0	0	0	0	0	0
	AJ&K	0	0	0	1	0	0	1	1
	GB	1294	595	118	8	0	0	2015	32724
	FATA	0	0	0	0	0	0	0	0
22. Law & Justice Division	G. TOTAL	108	59	54	91	155	9	476	3229
Main, Islamabad.	TOTAL	36	11	16	5	5	1	74	762
	Islamabad	0	0	0	0	0	0	0	7
	Punjab	23	7	10	4	2	0	46	488
	Sindh R	3	2	0	0	0	0	5	59
	Sindh U	3	0	0	0	1	0	4	41
	KP	6	2	6	1	0	1	16	121
	Balochistan	0	0	0	0	2	0	2	11
	AJ&K	1	0	0	0	0	0	1	25
	GB	0	0	0	0	0	0	0	5
	FATA	0	0	0	0	0	0	0	5
Accountability Courts,	TOTAL	1	3	0	0	16	0	20	209
(Over all Pakistan).	Islamabad	0	0	0	0	0	0	0	20
	Punjab	1	2	0	0	6	0	9	74
	Sindh R	0	0	0	0	3	0	3	26
	Sindh U	0	1	0	0	1	0	2	26
	KP	0	0	0	0	5	0	5	42
	Balochistan	0	0	0	0	1	0	1	17
	AJ&K	0	0	0	0	0	0	0	2
	GB	0	0	0	0	0	0	0	1
	FATA	0	0	0	0	0	0	0	1

TABLE-25									
DOMICILE WISE ACTUAL STRENGTH OF EMPLOYEES BY BASIC SCALE AND DIVISIONS / ATTACHED DEPARTMENTS / SUBORDINATE OFFICES									
DIVISION/OFFICE	DOMICILE	BASIC SCALE 17 to 22							G.TOTAL BS 1-22
		17	18	19	20	21	22	TOTAL	
Appellate Tribunal	TOTAL	21	2	11	0	24	1	59	460
Inland Revenue,	Islamabad	0	0	0	0	0	0	0	28
Islamabad, Rawalpindi,	Punjab	16	0	1	0	11	0	28	240
Karachi, Peshawar, Lahore.	Sindh R	2	0	3	0	0	0	5	32
	Sindh U	2	2	5	0	7	0	16	121
	KP	1	0	2	0	6	1	10	33
	Balochistan	0	0	0	0	0	0	0	2
	AJ&K	0	0	0	0	0	0	0	2
	GB	0	0	0	0	0	0	0	0
	FATA	0	0	0	0	0	0	0	2
Banking Courts,	TOTAL	4	0	1	0	26	0	31	443
(Over all Pakistan).	Islamabad	0	0	0	0	0	0	0	0
	Punjab	1	0	1	0	12	0	14	192
	Sindh R	0	0	0	0	2	0	2	91
	Sindh U	2	0	0	0	8	0	10	85
	KP	1	0	0	0	3	0	4	55
	Balochistan	0	0	0	0	1	0	1	19
	AJ&K	0	0	0	0	0	0	0	1
	GB	0	0	0	0	0	0	0	0
	FATA	0	0	0	0	0	0	0	0
Commercial Courts,	TOTAL	0	0	0	0	1	0	1	11
Karachi, Lahore.	Islamabad	0	0	0	0	0	0	0	0
	Punjab	0	0	0	0	0	0	0	7
	Sindh R	0	0	0	0	0	0	0	1
	Sindh U	0	0	0	0	1	0	1	3
	KP	0	0	0	0	0	0	0	0
	Balochistan	0	0	0	0	0	0	0	0
	AJ&K	0	0	0	0	0	0	0	0
	GB	0	0	0	0	0	0	0	0
	FATA	0	0	0	0	0	0	0	0
Customs, Excise &	TOTAL	7	5	3	0	12	1	28	155
Sales Tax Appellate	Islamabad	0	0	0	0	0	0	0	0
Tribunal,	Punjab	3	4	2	0	5	1	15	79
(Over all Pakistan).	Sindh R	0	1	1	0	1	0	3	17
	Sindh U	2	0	0	0	1	0	3	27
	KP	2	0	0	0	2	0	4	26
	Balochistan	0	0	0	0	1	0	1	1
	AJ&K	0	0	0	0	0	0	0	3
	GB	0	0	0	0	0	0	0	0
	FATA	0	0	0	0	2	0	2	2

TABLE-25									
DOMICILE WISE ACTUAL STRENGTH OF EMPLOYEES BY BASIC SCALE AND DIVISIONS / ATTACHED DEPARTMENTS / SUBORDINATE OFFICES									
DIVISION/OFFICE	DOMICILE	BASIC SCALE 17 to 22							G.TOTAL BS 1-22
		17	18	19	20	21	22	TOTAL	
Drug Courts,	TOTAL	2	1	5	0	5	1	14	78
(Over all Pakistan).	Islamabad	0	0	0	0	0	0	0	0
	Punjab	1	1	5	0	3	1	11	59
	Sindh R	0	0	0	0	0	0	0	2
	Sindh U	0	0	0	0	1	0	1	6
	KP	1	0	0	0	1	0	2	10
	Balochistan	0	0	0	0	0	0	0	0
	AJ&K	0	0	0	0	0	0	0	0
	GB	0	0	0	0	0	0	0	0
	FATA	0	0	0	0	0	0	0	1
Environmental	TOTAL	4	1	0	4	6	0	15	89
Protection Tribunal,	Islamabad	0	0	0	0	0	0	0	0
Karachi, Lahore,	Punjab	2	0	0	1	1	0	4	24
Peshawar, Quetta.	Sindh R	0	0	0	1	0	0	1	3
	Sindh U	1	0	0	0	1	0	2	15
	KP	1	0	0	1	2	0	4	22
	Balochistan	0	1	0	1	2	0	4	24
	AJ&K	0	0	0	0	0	0	0	0
	GB	0	0	0	0	0	0	0	0
	FATA	0	0	0	0	0	0	0	1
Federal Service	TOTAL	6	5	7	0	1	1	20	113
Tribunal, Islamabad.	Islamabad	2	0	1	0	0	0	3	21
	Punjab	0	3	3	0	1	1	8	42
	Sindh R	0	2	0	0	0	0	2	10
	Sindh U	1	0	1	0	0	0	2	7
	KP	1	0	1	0	0	0	2	21
	Balochistan	0	0	1	0	0	0	1	5
	AJ&K	1	0	0	0	0	0	1	6
	GB	1	0	0	0	0	0	1	1
	FATA	0	0	0	0	0	0	0	0
Federal Shariat Court,	TOTAL	16	20	6	3	2	1	48	230
Islamabad.	Islamabad	0	0	0	1	0	0	1	21
	Punjab	8	13	5	1	0	0	27	110
	Sindh R	1	3	0	0	0	0	4	9
	Sindh U	1	0	1	1	1	0	4	15
	KP	4	3	0	0	1	1	9	55
	Balochistan	1	1	0	0	0	0	2	9
	AJ&K	1	0	0	0	0	0	1	11
	GB	0	0	0	0	0	0	0	0
	FATA	0	0	0	0	0	0	0	0

TABLE-25									
DOMICILE WISE ACTUAL STRENGTH OF EMPLOYEES BY BASIC SCALE AND DIVISIONS / ATTACHED DEPARTMENTS / SUBORDINATE OFFICES									
DIVISION/OFFICE	DOMICILE	BASIC SCALE 17 to 22							G.TOTAL BS 1-22
		17	18	19	20	21	22	TOTAL	
Foreign Exchange	TOTAL	0	0	0	0	0	0	0	6
Regulation Appellate	Islamabad	0	0	0	0	0	0	0	0
Board, Karachi, Lahore.	Punjab	0	0	0	0	0	0	0	3
	Sindh R	0	0	0	0	0	0	0	0
	Sindh U	0	0	0	0	0	0	0	3
	KP	0	0	0	0	0	0	0	0
	Balochistan	0	0	0	0	0	0	0	0
	AJ&K	0	0	0	0	0	0	0	0
	GB	0	0	0	0	0	0	0	0
	FATA	0	0	0	0	0	0	0	0
	TOTAL	0	0	0	0	0	0	0	6
Insurance Appellate Tribunal, Karachi.	Islamabad	0	0	0	0	0	0	0	1
	Punjab	0	0	0	0	0	0	0	4
	Sindh R	0	0	0	0	0	0	0	1
	Sindh U	0	0	0	0	0	0	0	0
	KP	0	0	0	0	0	0	0	0
	Balochistan	0	0	0	0	0	0	0	0
	AJ&K	0	0	0	0	0	0	0	0
	GB	0	0	0	0	0	0	0	0
	FATA	0	0	0	0	0	0	0	0
TOTAL	7	4	3	2	0	0	16	55	
Commission of Pakistan, Islamabad.	Islamabad	1	0	0	0	0	0	1	6
Islamabad.	Punjab	5	2	1	0	0	0	8	25
	Sindh R	0	1	0	0	0	0	1	4
	Sindh U	0	1	1	0	0	0	2	2
	KP	0	0	0	1	0	0	1	13
	Balochistan	1	0	1	1	0	0	3	3
	AJ&K	0	0	0	0	0	0	0	1
	GB	0	0	0	0	0	0	0	1
	FATA	0	0	0	0	0	0	0	0
	TOTAL	0	0	0	77	38	3	118	352
Office of the Attorney General/Deputy Attorney	Islamabad	0	0	0	0	0	0	0	10
General's and Standing Council, Head Office, Islamabad.	Punjab	0	0	0	55	19	3	77	206
Islamabad.	Sindh R	0	0	0	10	5	0	15	32
	Sindh U	0	0	0	4	4	0	8	51
	KP	0	0	0	6	8	0	14	38
	Balochistan	0	0	0	2	1	0	3	9
	AJ&K	0	0	0	0	0	0	0	5
	GB	0	0	0	0	1	0	1	1
	FATA	0	0	0	0	0	0	0	0

TABLE-25									
DOMICILE WISE ACTUAL STRENGTH OF EMPLOYEES BY BASIC SCALE AND DIVISIONS / ATTACHED DEPARTMENTS / SUBORDINATE OFFICES									
DIVISION/OFFICE	DOMICILE	BASIC SCALE 17 to 22						TOTAL	G.TOTAL BS 1-22
		17	18	19	20	21	22		
Regional Directorate of	TOTAL	1	4	2	0	0	0	7	41
Human Rights, Lahore,	Islamabad	0	0	0	0	0	0	0	1
Karachi, Peshawar,	Punjab	0	1	1	0	0	0	2	11
Quetta	Sindh R	0	1	0	0	0	0	1	7
	Sindh U	0	0	0	0	0	0	0	2
	KP	1	1	0	0	0	0	2	10
	Balochistan	0	1	1	0	0	0	2	8
	AJ&K	0	0	0	0	0	0	0	0
	GB	0	0	0	0	0	0	0	0
	FATA	0	0	0	0	0	0	0	2
Special Courts (CNS),	TOTAL	1	2	0	0	6	0	9	64
(Over all Pakistan).	Islamabad	0	0	0	0	0	0	0	1
	Punjab	0	1	0	0	2	0	3	21
	Sindh R	0	0	0	0	0	0	0	5
	Sindh U	0	0	0	0	2	0	2	14
	KP	1	0	0	0	1	0	2	13
	Balochistan	0	1	0	0	1	0	2	10
	AJ&K	0	0	0	0	0	0	0	0
	GB	0	0	0	0	0	0	0	0
	FATA	0	0	0	0	0	0	0	0
Special Courts	TOTAL	0	0	0	0	3	0	3	38
(Customs, Taxation &	Islamabad	0	0	0	0	0	0	0	0
Anti Smuggling),	Punjab	0	0	0	0	1	0	1	17
Karachi, Rawalpindi,	Sindh R	0	0	0	0	1	0	1	5
Peshawar, Lahore.	Sindh U	0	0	0	0	0	0	0	5
	KP	0	0	0	0	1	0	1	11
	Balochistan	0	0	0	0	0	0	0	0
	AJ&K	0	0	0	0	0	0	0	0
	GB	0	0	0	0	0	0	0	0
	FATA	0	0	0	0	0	0	0	0
Special Courts	TOTAL	2	0	0	0	2	0	4	38
(Offences in Banks),	Islamabad	0	0	0	0	0	0	0	0
Lahore, Peshawar,	Punjab	2	0	0	0	1	0	3	14
Karachi.	Sindh R	0	0	0	0	0	0	0	1
	Sindh U	0	0	0	0	0	0	0	11
	KP	0	0	0	0	1	0	1	10
	Balochistan	0	0	0	0	0	0	0	1
	AJ&K	0	0	0	0	0	0	0	1
	GB	0	0	0	0	0	0	0	0
	FATA	0	0	0	0	0	0	0	0

TABLE-25

DOMICILE WISE ACTUAL STRENGTH OF EMPLOYEES BY BASIC SCALE AND DIVISIONS / ATTACHED DEPARTMENTS / SUBORDINATE OFFICES

DIVISION/OFFICE	DOMICILE	BASIC SCALE 17 to 22							G.TOTAL BS 1-22
		17	18	19	20	21	22	TOTAL	
Special Courts Central,	TOTAL	0	1	0	0	8	0	9	79
(Over all Pakistan).	Islamabad	0	0	0	0	0	0	0	0
	Punjab	0	1	0	0	5	0	6	46
	Sindh R	0	0	0	0	2	0	2	6
	Sindh U	0	0	0	0	0	0	0	18
	KP	0	0	0	0	1	0	1	9
	Balochistan	0	0	0	0	0	0	0	0
	AJ&K	0	0	0	0	0	0	0	0
	GB	0	0	0	0	0	0	0	0
	FATA	0	0	0	0	0	0	0	0
23. Maritime Affairs Division	G. TOTAL	16	16	8	4	2	1	47	379
Main, Islamabad.	TOTAL	9	13	4	4	2	1	33	154
	Islamabad	3	1	0	0	0	0	4	24
	Punjab	4	1	2	2	0	0	9	38
	Sindh R	0	6	0	0	0	1	7	18
	Sindh U	0	4	1	1	2	0	8	43
	KP	1	0	0	0	0	0	1	20
	Balochistan	1	1	0	1	0	0	3	6
	AJ&K	0	0	0	0	0	0	0	0
	GB	0	0	0	0	0	0	0	0
	FATA	0	0	1	0	0	0	1	5
Directorate of Dock	TOTAL	0	0	0	0	0	0	0	26
Workers Safety, Karachi.	Islamabad	0	0	0	0	0	0	0	0
	Punjab	0	0	0	0	0	0	0	1
	Sindh R	0	0	0	0	0	0	0	3
	Sindh U	0	0	0	0	0	0	0	15
	KP	0	0	0	0	0	0	0	0
	Balochistan	0	0	0	0	0	0	0	6
	AJ&K	0	0	0	0	0	0	0	0
	GB	0	0	0	0	0	0	0	0
	FATA	0	0	0	0	0	0	0	1
Government Shipping	TOTAL	0	0	1	0	0	0	1	11
Office, Karachi.	Islamabad	0	0	0	0	0	0	0	0
	Punjab	0	0	1	0	0	0	1	1
	Sindh R	0	0	0	0	0	0	0	2
	Sindh U	0	0	0	0	0	0	0	6
	KP	0	0	0	0	0	0	0	1
	Balochistan	0	0	0	0	0	0	0	1
	AJ&K	0	0	0	0	0	0	0	0
	GB	0	0	0	0	0	0	0	0
	FATA	0	0	0	0	0	0	0	0

TABLE-25									
DOMICILE WISE ACTUAL STRENGTH OF EMPLOYEES BY BASIC SCALE AND DIVISIONS / ATTACHED DEPARTMENTS / SUBORDINATE OFFICES									
DIVISION/OFFICE	DOMICILE	BASIC SCALE 17 to 22							G.TOTAL BS 1-22
		17	18	19	20	21	22	TOTAL	
Marine Biological	TOTAL	2	0	0	0	0	0	2	24
Research Laboratory ,	Islamabad	0	0	0	0	0	0	0	0
Karachi.	Punjab	1	0	0	0	0	0	1	11
	Sindh R	0	0	0	0	0	0	0	3
	Sindh U	1	0	0	0	0	0	1	10
	KP	0	0	0	0	0	0	0	0
	Balochistan	0	0	0	0	0	0	0	0
	AJ&K	0	0	0	0	0	0	0	0
	GB	0	0	0	0	0	0	0	0
	FATA	0	0	0	0	0	0	0	0
Marine Fisheries	TOTAL	5	2	3	0	0	0	10	119
Department, Karachi.	Islamabad	0	0	0	0	0	0	0	0
	Punjab	2	0	0	0	0	0	2	25
	Sindh R	2	1	2	0	0	0	5	31
	Sindh U	0	1	1	0	0	0	2	51
	KP	1	0	0	0	0	0	1	6
	Balochistan	0	0	0	0	0	0	0	4
	AJ&K	0	0	0	0	0	0	0	1
	GB	0	0	0	0	0	0	0	0
	FATA	0	0	0	0	0	0	0	1
Mercantile Marine	TOTAL	0	1	0	0	0	0	1	45
Department, Karachi.	Islamabad	0	0	0	0	0	0	0	0
	Punjab	0	1	0	0	0	0	1	8
	Sindh R	0	0	0	0	0	0	0	5
	Sindh U	0	0	0	0	0	0	0	18
	KP	0	0	0	0	0	0	0	1
	Balochistan	0	0	0	0	0	0	0	12
	AJ&K	0	0	0	0	0	0	0	0
	GB	0	0	0	0	0	0	0	1
	FATA	0	0	0	0	0	0	0	0
24. Narcotics Control	G. TOTAL	83	48	24	8	3	1	167	3022
Division	TOTAL	3	10	5	0	1	1	20	119
Main, Islamabad.	Islamabad	0	0	1	0	0	0	1	34
	Punjab	1	6	3	0	0	1	11	46
	Sindh R	0	0	0	0	0	0	0	8
	Sindh U	0	1	0	0	0	0	1	2
	KP	1	2	0	0	0	0	3	20
	Balochistan	0	1	1	0	1	0	3	5
	AJ&K	1	0	0	0	0	0	1	2
	GB	0	0	0	0	0	0	0	0
	FATA	0	0	0	0	0	0	0	2

TABLE-25									
DOMICILE WISE ACTUAL STRENGTH OF EMPLOYEES BY BASIC SCALE AND DIVISIONS / ATTACHED DEPARTMENTS / SUBORDINATE OFFICES									
DIVISION/OFFICE	DOMICILE	BASIC SCALE 17 to 22							G.TOTAL BS 1-22
		17	18	19	20	21	22	TOTAL	
Anti Narcotics Force,	TOTAL	80	38	19	8	2	0	147	2903
Rawalpindi.	Islamabad	3	1	0	0	0	0	4	32
	Punjab	43	17	12	7	1	0	80	1568
	Sindh R	10	2	2	0	0	0	14	235
	Sindh U	8	2	1	0	0	0	11	190
	KP	7	9	3	1	1	0	21	411
	Balochistan	4	0	0	0	0	0	4	187
	AJ&K	3	3	0	0	0	0	6	175
	GB	1	3	1	0	0	0	5	59
	FATA	1	1	0	0	0	0	2	46
25. National Food	G. TOTAL	92	34	23	9	1	1	160	1268
Security & Research	TOTAL	19	4	8	3	1	1	36	188
Division	Islamabad	1	0	0	0	0	0	1	37
Main, Islamabad.	Punjab	10	2	3	2	0	1	18	89
	Sindh R	2	1	2	0	0	0	5	8
	Sindh U	2	0	0	0	0	0	2	4
	KP	2	1	1	0	1	0	5	34
	Balochistan	2	0	1	1	0	0	4	5
	AJ&K	0	0	0	0	0	0	0	9
	GB	0	0	0	0	0	0	0	1
	FATA	0	0	1	0	0	0	1	1
Agriculture Policy	TOTAL	2	7	4	0	0	0	13	66
Institute, Islamabad.	Islamabad	0	0	0	0	0	0	0	5
	Punjab	2	3	2	0	0	0	7	40
	Sindh R	0	3	0	0	0	0	3	3
	Sindh U	0	0	1	0	0	0	1	3
	KP	0	0	0	0	0	0	0	9
	Balochistan	0	0	0	0	0	0	0	2
	AJ&K	0	0	0	0	0	0	0	2
	GB	0	0	1	0	0	0	1	1
	FATA	0	1	0	0	0	0	1	1
Animal Quarantine	TOTAL	3	6	0	0	0	0	9	110
Department, Karachi.	Islamabad	0	0	0	0	0	0	0	0
	Punjab	2	4	0	0	0	0	6	47
	Sindh R	0	1	0	0	0	0	1	2
	Sindh U	0	0	0	0	0	0	0	39
	KP	1	1	0	0	0	0	2	11
	Balochistan	0	0	0	0	0	0	0	11
	AJ&K	0	0	0	0	0	0	0	0
	GB	0	0	0	0	0	0	0	0
	FATA	0	0	0	0	0	0	0	0

TABLE-25									
DOMICILE WISE ACTUAL STRENGTH OF EMPLOYEES BY BASIC SCALE AND DIVISIONS / ATTACHED DEPARTMENTS / SUBORDINATE OFFICES									
DIVISION/OFFICE	DOMICILE	BASIC SCALE 17 to 22							G.TOTAL BS 1-22
		17	18	19	20	21	22	TOTAL	
Department of Plant	TOTAL	22	6	5	5	0	0	38	560
Protection, Karachi.	Islamabad	0	0	0	0	0	0	0	0
	Punjab	9	3	2	5	0	0	19	236
	Sindh R	2	1	1	0	0	0	4	114
	Sindh U	2	0	1	0	0	0	3	78
	KP	3	1	1	0	0	0	5	56
	Balochistan	2	1	0	0	0	0	3	45
	AJ&K	1	0	0	0	0	0	1	7
	GB	0	0	0	0	0	0	0	5
	FATA	3	0	0	0	0	0	3	19
Federal Seed Certification &	TOTAL	39	9	5	0	0	0	53	297
Registration Department,	Islamabad	1	0	0	0	0	0	1	4
Islamabad.	Punjab	18	4	2	0	0	0	24	173
	Sindh R	4	1	1	0	0	0	6	36
	Sindh U	5	1	0	0	0	0	6	21
	KP	3	0	2	0	0	0	5	27
	Balochistan	2	2	0	0	0	0	4	18
	AJ&K	1	0	0	0	0	0	1	5
	GB	2	1	0	0	0	0	3	9
	FATA	3	0	0	0	0	0	3	4
National Veterinary	TOTAL	7	2	1	1	0	0	11	47
Laboratory, Islamabad.	Islamabad	0	0	0	0	0	0	0	0
	Punjab	5	1	1	0	0	0	7	35
	Sindh R	0	1	0	0	0	0	1	3
	Sindh U	1	0	0	0	0	0	1	2
	KP	0	0	0	0	0	0	0	4
	Balochistan	0	0	0	1	0	0	1	1
	AJ&K	0	0	0	0	0	0	0	1
	GB	1	0	0	0	0	0	1	1
	FATA	0	0	0	0	0	0	0	0
26. National Health	G. TOTAL	115	38	21	4	1	2	181	1175
Services Regulations &	TOTAL	17	14	13	3	1	1	49	235
Coordination Division	Islamabad	0	1	0	0	0	0	1	80
Main, Islamabad.	Punjab	14	6	10	1	0	0	31	101
	Sindh R	0	1	0	0	0	1	2	19
	Sindh U	1	1	1	0	0	0	3	4
	KP	0	3	1	1	1	0	6	22
	Balochistan	1	1	1	1	0	0	4	4
	AJ&K	0	0	0	0	0	0	0	3
	GB	0	0	0	0	0	0	0	0
	FATA	1	1	0	0	0	0	2	2

TABLE-25									
DOMICILE WISE ACTUAL STRENGTH OF EMPLOYEES BY BASIC SCALE AND DIVISIONS / ATTACHED DEPARTMENTS / SUBORDINATE OFFICES									
DIVISION/OFFICE	DOMICILE	BASIC SCALE 17 to 22							G.TOTAL BS 1-22
		17	18	19	20	21	22	TOTAL	
Directorate of Central	TOTAL	77	3	0	0	0	0	80	635
Health Establishments,	Islamabad	1	0	0	0	0	0	1	1
Islamabad.	Punjab	32	0	0	0	0	0	32	159
	Sindh R	20	0	0	0	0	0	20	75
	Sindh U	4	0	0	0	0	0	4	315
	KP	8	1	0	0	0	0	9	39
	Balochistan	6	1	0	0	0	0	7	35
	AJ&K	0	0	0	0	0	0	0	0
	GB	2	1	0	0	0	0	3	7
	FATA	4	0	0	0	0	0	4	4
Directorate of Malaria	TOTAL	1	3	0	0	0	0	4	33
Control, Islamabad.	Islamabad	0	0	0	0	0	0	0	7
	Punjab	0	1	0	0	0	0	1	11
	Sindh R	1	1	0	0	0	0	2	5
	Sindh U	0	0	0	0	0	0	0	0
	KP	0	1	0	0	0	0	1	8
	Balochistan	0	0	0	0	0	0	0	1
	AJ&K	0	0	0	0	0	0	0	0
	GB	0	0	0	0	0	0	0	0
	FATA	0	0	0	0	0	0	0	1
Directorate of Central	TOTAL	1	2	1	0	0	0	4	40
Warehouse & Supplies,	Islamabad	1	0	0	0	0	0	1	1
Karachi.	Punjab	0	0	0	0	0	0	0	6
	Sindh R	0	2	0	0	0	0	2	17
	Sindh U	0	0	1	0	0	0	1	14
	KP	0	0	0	0	0	0	0	1
	Balochistan	0	0	0	0	0	0	0	0
	AJ&K	0	0	0	0	0	0	0	0
	GB	0	0	0	0	0	0	0	1
	FATA	0	0	0	0	0	0	0	0
Expanded Programme	TOTAL	7	4	1	1	0	0	13	62
on Immunization,	Islamabad	0	0	0	0	0	0	0	15
Islamabad.	Punjab	3	2	0	1	0	0	6	31
	Sindh R	0	0	1	0	0	0	1	6
	Sindh U	0	0	0	0	0	0	0	0
	KP	4	1	0	0	0	0	5	9
	Balochistan	0	0	0	0	0	0	0	0
	AJ&K	0	0	0	0	0	0	0	0
	GB	0	0	0	0	0	0	0	0
	FATA	0	1	0	0	0	0	1	1

TABLE-25									
DOMICILE WISE ACTUAL STRENGTH OF EMPLOYEES BY BASIC SCALE AND DIVISIONS / ATTACHED DEPARTMENTS / SUBORDINATE OFFICES									
DIVISION/OFFICE	DOMICILE	BASIC SCALE 17 to 22							G.TOTAL BS 1-22
		17	18	19	20	21	22	TOTAL	
National Aids Control	TOTAL	2	1	1	0	0	0	4	16
Programme, Islamabad.	Islamabad	0	0	0	0	0	0	0	3
	Punjab	2	0	0	0	0	0	2	8
	Sindh R	0	0	0	0	0	0	0	0
	Sindh U	0	1	0	0	0	0	1	1
	KP	0	0	0	0	0	0	0	0
	Balochistan	0	0	1	0	0	0	1	1
	AJ&K	0	0	0	0	0	0	0	3
	GB	0	0	0	0	0	0	0	0
	FATA	0	0	0	0	0	0	0	0
National Health	TOTAL	0	0	1	0	0	0	1	16
Information Resource	Islamabad	0	0	0	0	0	0	0	4
Centre, Islamabad.	Punjab	0	0	0	0	0	0	0	6
	Sindh R	0	0	0	0	0	0	0	0
	Sindh U	0	0	0	0	0	0	0	0
	KP	0	0	1	0	0	0	1	6
	Balochistan	0	0	0	0	0	0	0	0
	AJ&K	0	0	0	0	0	0	0	0
	GB	0	0	0	0	0	0	0	0
	FATA	0	0	0	0	0	0	0	0
National Health	TOTAL	0	5	1	0	0	0	6	34
Emergency Preparedness	Islamabad	0	1	0	0	0	0	1	6
& Response Network,	Punjab	0	2	0	0	0	0	2	13
Islamabad.	Sindh R	0	0	1	0	0	0	1	2
	Sindh U	0	0	0	0	0	0	0	0
	KP	0	2	0	0	0	0	2	10
	Balochistan	0	0	0	0	0	0	0	0
	AJ&K	0	0	0	0	0	0	0	1
	GB	0	0	0	0	0	0	0	0
	FATA	0	0	0	0	0	0	0	2
National Research	TOTAL	3	4	1	0	0	0	8	51
Institute Fertility Care,	Islamabad	1	0	0	0	0	0	1	1
Karachi.	Punjab	0	0	0	0	0	0	0	2
	Sindh R	1	1	0	0	0	0	2	16
	Sindh U	1	2	1	0	0	0	4	31
	KP	0	0	0	0	0	0	0	0
	Balochistan	0	1	0	0	0	0	1	1
	AJ&K	0	0	0	0	0	0	0	0
	GB	0	0	0	0	0	0	0	0
	FATA	0	0	0	0	0	0	0	0

TABLE-25									
DOMICILE WISE ACTUAL STRENGTH OF EMPLOYEES BY BASIC SCALE AND DIVISIONS / ATTACHED DEPARTMENTS / SUBORDINATE OFFICES									
DIVISION/OFFICE	DOMICILE	BASIC SCALE 17 to 22							G.TOTAL BS 1-22
		17	18	19	20	21	22	TOTAL	
National Institute	TOTAL	7	2	2	0	0	1	12	53
of Population Studies,	Islamabad	2	0	0	0	0	0	2	8
Islamabad.	Punjab	3	0	1	0	0	1	5	31
	Sindh R	1	1	1	0	0	0	3	5
	Sindh U	0	0	0	0	0	0	0	0
	KP	1	0	0	0	0	0	1	7
	Balochistan	0	0	0	0	0	0	0	0
	AJ&K	0	1	0	0	0	0	1	2
	GB	0	0	0	0	0	0	0	0
	FATA	0	0	0	0	0	0	0	0
27. National History &	G. TOTAL	47	15	7	2	2	1	74	431
Literary Heritage Division	TOTAL	7	4	3	1	0	1	16	91
Main, Islamabad.	Islamabad	1	0	0	0	0	0	1	25
	Punjab	3	4	1	1	0	1	10	43
	Sindh R	2	0	2	0	0	0	4	8
	Sindh U	0	0	0	0	0	0	0	0
	KP	1	0	0	0	0	0	1	10
	Balochistan	0	0	0	0	0	0	0	0
	AJ&K	0	0	0	0	0	0	0	5
	GB	0	0	0	0	0	0	0	0
	FATA	0	0	0	0	0	0	0	0
Department of Archaeology &	TOTAL	6	2	1	0	0	0	9	86
Museums, Islamabad.	Islamabad	0	0	0	0	0	0	0	14
	Punjab	3	2	0	0	0	0	5	43
	Sindh R	0	0	0	0	0	0	0	3
	Sindh U	0	0	0	0	0	0	0	7
	KP	0	0	1	0	0	0	1	12
	Balochistan	0	0	0	0	0	0	0	2
	AJ&K	1	0	0	0	0	0	1	2
	GB	1	0	0	0	0	0	1	1
	FATA	1	0	0	0	0	0	1	2
National Language	TOTAL	10	5	2	1	0	0	18	96
Promotion Department,	Islamabad	0	0	0	0	0	0	0	5
Islamabad.	Punjab	6	2	2	0	0	0	10	54
	Sindh R	1	0	0	0	0	0	1	8
	Sindh U	0	0	0	0	0	0	0	2
	KP	2	2	0	1	0	0	5	18
	Balochistan	1	1	0	0	0	0	2	3
	AJ&K	0	0	0	0	0	0	0	6
	GB	0	0	0	0	0	0	0	0
	FATA	0	0	0	0	0	0	0	0

TABLE-25									
DOMICILE WISE ACTUAL STRENGTH OF EMPLOYEES BY BASIC SCALE AND DIVISIONS / ATTACHED DEPARTMENTS / SUBORDINATE OFFICES									
DIVISION/OFFICE	DOMICILE	BASIC SCALE 17 to 22							G.TOTAL BS 1-22
		17	18	19	20	21	22	TOTAL	
National Library of Pakistan,	TOTAL	9	2	1	0	0	0	12	78
Islamabad.	Islamabad	0	0	0	0	0	0	0	18
	Punjab	4	1	1	0	0	0	6	37
	Sindh R	3	1	0	0	0	0	4	4
	Sindh U	0	0	0	0	0	0	0	3
	KP	1	0	0	0	0	0	1	11
	Balochistan	0	0	0	0	0	0	0	1
	AJ&K	0	0	0	0	0	0	0	3
	GB	1	0	0	0	0	0	1	1
	FATA	0	0	0	0	0	0	0	0
Urdu Dictionary Board,	TOTAL	5	2	0	0	1	0	8	28
Karachi.	Islamabad	0	0	0	0	0	0	0	0
	Punjab	0	1	0	0	0	0	1	3
	Sindh R	0	0	0	0	0	0	0	1
	Sindh U	5	1	0	0	1	0	7	22
	KP	0	0	0	0	0	0	0	2
	Balochistan	0	0	0	0	0	0	0	0
	AJ&K	0	0	0	0	0	0	0	0
	GB	0	0	0	0	0	0	0	0
	FATA	0	0	0	0	0	0	0	0
Urdu Science Board,	TOTAL	10	0	0	0	1	0	11	52
Lahore.	Islamabad	0	0	0	0	0	0	0	0
	Punjab	7	0	0	0	1	0	8	36
	Sindh R	1	0	0	0	0	0	1	1
	Sindh U	0	0	0	0	0	0	0	6
	KP	1	0	0	0	0	0	1	6
	Balochistan	1	0	0	0	0	0	1	3
	AJ&K	0	0	0	0	0	0	0	0
	GB	0	0	0	0	0	0	0	0
	FATA	0	0	0	0	0	0	0	0
28. National Security	TOTAL	2	3	0	1	0	1	7	24
Division, Islamabad.	Islamabad	0	0	0	0	0	0	0	2
	Punjab	2	1	0	0	0	1	4	15
	Sindh R	0	1	0	0	0	0	1	2
	Sindh U	0	0	0	0	0	0	0	0
	KP	0	0	0	1	0	0	1	2
	Balochistan	0	1	0	0	0	0	1	2
	AJ&K	0	0	0	0	0	0	0	1
	GB	0	0	0	0	0	0	0	0
	FATA	0	0	0	0	0	0	0	0

TABLE-25									
DOMICILE WISE ACTUAL STRENGTH OF EMPLOYEES BY BASIC SCALE AND DIVISIONS / ATTACHED DEPARTMENTS / SUBORDINATE OFFICES									
DIVISION/OFFICE	DOMICILE	BASIC SCALE 17 to 22							G.TOTAL BS 1-22
		17	18	19	20	21	22	TOTAL	
29. Overseas Pakistanis and Human	G. TOTAL	36	25	18	3	4	2	88	693
Resource Development Division	TOTAL	7	6	10	2	1	1	27	252
Main, Islamabad.	Islamabad	0	0	0	0	0	0	0	34
	Punjab	6	4	6	2	0	1	19	132
	Sindh R	1	1	0	0	0	0	2	13
	Sindh U	0	0	0	0	0	0	0	4
	KP	0	1	4	0	1	0	6	50
	Balochistan	0	0	0	0	0	0	0	3
	AJ&K	0	0	0	0	0	0	0	14
	GB	0	0	0	0	0	0	0	1
	FATA	0	0	0	0	0	0	0	1
Bureau of Emigration &	TOTAL	19	19	6	1	0	0	45	294
Overseas Employment,	Islamabad	0	0	0	0	0	0	0	13
Islamabad.	Punjab	8	10	2	0	0	0	20	130
	Sindh R	1	2	2	0	0	0	5	43
	Sindh U	1	4	0	0	0	0	5	26
	KP	5	2	2	1	0	0	10	54
	Balochistan	2	1	0	0	0	0	3	19
	AJ&K	2	0	0	0	0	0	2	4
	GB	0	0	0	0	0	0	0	2
	FATA	0	0	0	0	0	0	0	3
National Industrial	TOTAL	10	0	2	0	3	1	16	147
Relations Commission,	Islamabad	2	0	0	0	0	0	2	39
Islamabad.	Punjab	4	0	0	0	2	0	6	41
	Sindh R	2	0	1	0	1	0	4	15
	Sindh U	0	0	0	0	0	0	0	5
	KP	2	0	1	0	0	1	4	26
	Balochistan	0	0	0	0	0	0	0	8
	AJ&K	0	0	0	0	0	0	0	11
	GB	0	0	0	0	0	0	0	2
	FATA	0	0	0	0	0	0	0	0
30. Parliamentary Affairs	TOTAL	18	3	6	3	0	1	31	161
Division, Islamabad.	Islamabad	0	0	0	0	0	0	0	13
	Punjab	13	2	3	2	0	0	20	95
	Sindh R	1	1	1	0	0	0	3	8
	Sindh U	1	0	0	0	0	0	1	6
	KP	2	0	2	1	0	1	6	26
	Balochistan	1	0	0	0	0	0	1	5
	AJ&K	0	0	0	0	0	0	0	6
	GB	0	0	0	0	0	0	0	2
	FATA	0	0	0	0	0	0	0	0

TABLE-25									
DOMICILE WISE ACTUAL STRENGTH OF EMPLOYEES BY BASIC SCALE AND DIVISIONS / ATTACHED DEPARTMENTS / SUBORDINATE OFFICES									
DIVISION/OFFICE	DOMICILE	BASIC SCALE 17 to 22							G.TOTAL BS 1-22
		17	18	19	20	21	22	TOTAL	
31. Petroleum & Natural	G. TOTAL	132	60	13	7	1	1	214	1291
Resources Division	TOTAL	17	20	10	6	1	1	55	291
Main, Islamabad.	Islamabad	0	1	0	0	0	0	1	30
	Punjab	9	13	5	3	1	1	32	162
	Sindh R	1	5	0	1	0	0	7	21
	Sindh U	1	0	2	0	0	0	3	9
	KP	3	1	1	2	0	0	7	47
	Balochistan	1	0	2	0	0	0	3	6
	AJ&K	1	0	0	0	0	0	1	8
	GB	1	0	0	0	0	0	1	6
	FATA	0	0	0	0	0	0	0	2
Central Inspectorate of	TOTAL	1	1	0	0	0	0	2	13
Mines, Islamabad.	Islamabad	0	0	0	0	0	0	0	1
	Punjab	1	0	0	0	0	0	1	10
	Sindh R	0	1	0	0	0	0	1	1
	Sindh U	0	0	0	0	0	0	0	0
	KP	0	0	0	0	0	0	0	1
	Balochistan	0	0	0	0	0	0	0	0
	AJ&K	0	0	0	0	0	0	0	0
	GB	0	0	0	0	0	0	0	0
	FATA	0	0	0	0	0	0	0	0
Geological Survey of	TOTAL	114	39	3	1	0	0	157	987
Pakistan, Quetta.	Islamabad	0	0	0	0	0	0	0	33
	Punjab	63	19	1	1	0	0	84	315
	Sindh R	18	3	0	0	0	0	21	88
	Sindh U	5	4	1	0	0	0	10	90
	KP	13	6	1	0	0	0	20	101
	Balochistan	5	3	0	0	0	0	8	298
	AJ&K	6	2	0	0	0	0	8	46
	GB	0	0	0	0	0	0	0	4
	FATA	4	2	0	0	0	0	6	12
32. Planning Development	G. TOTAL	187	220	145	46	6	1	605	6115
and Reform Division	TOTAL	54	105	42	24	5	1	231	680
Main, Islamabad.	Islamabad	1	0	1	0	0	0	2	40
	Punjab	32	56	21	16	0	0	125	369
	Sindh R	3	14	5	3	0	0	25	59
	Sindh U	5	6	2	0	0	1	14	26
	KP	7	14	8	3	5	0	37	103
	Balochistan	1	7	3	0	0	0	11	24
	AJ&K	2	2	0	1	0	0	5	37
	GB	1	4	0	1	0	0	6	9
	FATA	2	2	2	0	0	0	6	13

TABLE-25									
DOMICILE WISE ACTUAL STRENGTH OF EMPLOYEES BY BASIC SCALE AND DIVISIONS / ATTACHED DEPARTMENTS / SUBORDINATE OFFICES									
DIVISION/OFFICE	DOMICILE	BASIC SCALE 17 to 22							G.TOTAL BS 1-22
		17	18	19	20	21	22	TOTAL	
Jawaid Azfar Computer	TOTAL	1	0	0	0	0	0	1	10
Centre, Islamabad.	Islamabad	1	0	0	0	0	0	1	4
	Punjab	0	0	0	0	0	0	0	4
	Sindh R	0	0	0	0	0	0	0	0
	Sindh U	0	0	0	0	0	0	0	1
	KP	0	0	0	0	0	0	0	1
	Balochistan	0	0	0	0	0	0	0	0
	AJ&K	0	0	0	0	0	0	0	0
	GB	0	0	0	0	0	0	0	0
	FATA	0	0	0	0	0	0	0	0
National Fertilizer	TOTAL	0	3	3	1	0	0	7	33
Development Centre,	Islamabad	0	0	0	0	0	0	0	3
Islamabad.	Punjab	0	2	2	0	0	0	4	17
	Sindh R	0	0	0	0	0	0	0	0
	Sindh U	0	0	0	0	0	0	0	0
	KP	0	1	1	1	0	0	3	11
	Balochistan	0	0	0	0	0	0	0	0
	AJ&K	0	0	0	0	0	0	0	2
	GB	0	0	0	0	0	0	0	0
	FATA	0	0	0	0	0	0	0	0
National Logistic Cell,	TOTAL	131	111	100	21	1	0	364	5383
Rawalpindi.	Islamabad	2	1	2	2	0	0	7	35
	Punjab	88	76	72	17	1	0	254	3506
	Sindh R	9	6	5	0	0	0	20	489
	Sindh U	8	6	5	0	0	0	19	358
	KP	20	17	12	2	0	0	51	620
	Balochistan	2	0	0	0	0	0	2	86
	AJ&K	2	1	1	0	0	0	4	140
	GB	0	1	1	0	0	0	2	43
	FATA	0	3	2	0	0	0	5	106
Pakistan Planning and	TOTAL	1	1	0	0	0	0	2	9
Management Institute,	Islamabad	0	0	0	0	0	0	0	1
Islamabad.	Punjab	0	1	0	0	0	0	1	4
	Sindh R	0	0	0	0	0	0	0	0
	Sindh U	0	0	0	0	0	0	0	0
	KP	1	0	0	0	0	0	1	4
	Balochistan	0	0	0	0	0	0	0	0
	AJ&K	0	0	0	0	0	0	0	0
	GB	0	0	0	0	0	0	0	0
	FATA	0	0	0	0	0	0	0	0

TABLE-25									
DOMICILE WISE ACTUAL STRENGTH OF EMPLOYEES BY BASIC SCALE AND DIVISIONS / ATTACHED DEPARTMENTS / SUBORDINATE OFFICES									
DIVISION/OFFICE	DOMICILE	BASIC SCALE 17 to 22						TOTAL	G.TOTAL BS 1-22
		17	18	19	20	21	22		
33. Privatization Division,	TOTAL	1	2	2	0	0	0	5	64
Islamabad.	Islamabad	0	0	0	0	0	0	0	8
	Punjab	1	1	0	0	0	0	2	34
	Sindh R	0	0	0	0	0	0	0	6
	Sindh U	0	0	0	0	0	0	0	0
	KP	0	0	1	0	0	0	1	13
	Balochistan	0	1	1	0	0	0	2	3
	AJ&K	0	0	0	0	0	0	0	0
	GB	0	0	0	0	0	0	0	0
	FATA	0	0	0	0	0	0	0	0
34. Postal Services Division	G. TOTAL	120	60	33	16	3	1	233	29366
Main, Islamabad.	TOTAL	0	7	1	1	0	1	10	36
	Islamabad	0	0	0	0	0	0	0	11
	Punjab	0	2	1	0	0	0	3	12
	Sindh R	0	2	0	0	0	0	2	3
	Sindh U	0	0	0	0	0	0	0	0
	KP	0	2	0	1	0	0	3	4
	Balochistan	0	0	0	0	0	1	1	1
	AJ&K	0	1	0	0	0	0	1	5
	GB	0	0	0	0	0	0	0	0
	FATA	0	0	0	0	0	0	0	0
Pakistan Post Office	TOTAL	120	53	32	15	3	0	223	29330
Department,	Islamabad	5	0	1	0	0	0	6	446
(Over all Pakistan).	Punjab	54	25	18	9	2	0	108	15996
	Sindh R	11	6	4	0	0	0	21	5144
	Sindh U	20	6	1	1	0	0	28	1799
	KP	18	7	5	3	1	0	34	3573
	Balochistan	5	6	0	0	0	0	11	1158
	AJ&K	4	3	1	1	0	0	9	816
	GB	1	0	1	0	0	0	2	377
	FATA	2	0	1	1	0	0	4	21
35. Power Division,	G. TOTAL	1	16	4	2	2	1	26	144
Main, Islamabad.	TOTAL	0	15	3	2	1	1	22	111
	Islamabad	0	1	0	0	0	0	1	17
	Punjab	0	8	2	2	1	1	14	50
	Sindh R	0	3	0	0	0	0	3	11
	Sindh U	0	1	0	0	0	0	1	2
	KP	0	0	0	0	0	0	0	18
	Balochistan	0	2	1	0	0	0	3	3
	AJ&K	0	0	0	0	0	0	0	8
	GB	0	0	0	0	0	0	0	1
	FATA	0	0	0	0	0	0	0	1

TABLE-25									
DOMICILE WISE ACTUAL STRENGTH OF EMPLOYEES BY BASIC SCALE AND DIVISIONS / ATTACHED DEPARTMENTS / SUBORDINATE OFFICES									
DIVISION/OFFICE	DOMICILE	BASIC SCALE 17 to 22							G.TOTAL BS 1-22
		17	18	19	20	21	22	TOTAL	
National Energy	TOTAL	1	1	1	0	1	0	4	33
Conservation Centre	Islamabad	0	0	0	0	0	0	0	4
(ENERCON), Islamabad	Punjab	0	1	0	0	1	0	2	21
	Sindh R	0	0	0	0	0	0	0	0
	Sindh U	0	0	0	0	0	0	0	1
	KP	1	0	1	0	0	0	2	4
	Balochistan	0	0	0	0	0	0	0	0
	AJ&K	0	0	0	0	0	0	0	3
	GB	0	0	0	0	0	0	0	0
	FATA	0	0	0	0	0	0	0	0
36. Religious Affairs and	G. TOTAL	34	24	14	3	3	1	79	569
Inter-faith Harmony	TOTAL	29	21	11	3	3	1	68	404
Division	Islamabad	0	1	0	0	0	0	1	44
Main, Islamabad.	Punjab	19	9	6	2	1	1	38	221
	Sindh R	2	2	0	0	1	0	5	14
	Sindh U	2	1	0	0	0	0	3	14
	KP	3	7	4	1	1	0	16	70
	Balochistan	3	1	1	0	0	0	5	13
	AJ&K	0	0	0	0	0	0	0	21
	GB	0	0	0	0	0	0	0	5
	FATA	0	0	0	0	0	0	0	2
Directorate of Hajj,	TOTAL	5	3	3	0	0	0	11	165
(Over all Pakistan).	Islamabad	0	0	0	0	0	0	0	0
	Punjab	3	1	1	0	0	0	5	56
	Sindh R	2	1	0	0	0	0	3	26
	Sindh U	0	0	0	0	0	0	0	25
	KP	0	1	2	0	0	0	3	36
	Balochistan	0	0	0	0	0	0	0	20
	AJ&K	0	0	0	0	0	0	0	0
	GB	0	0	0	0	0	0	0	0
	FATA	0	0	0	0	0	0	0	2
37. Revenue Division	G.TOTAL	818	562	392	218	48	6	2044	21361
Main, Islamabad.	TOTAL	3	2	2	1	1	1	10	36
	Islamabad	0	0	0	0	0	0	0	5
	Punjab	2	1	0	1	0	0	4	14
	Sindh R	0	0	1	0	0	0	1	3
	Sindh U	0	0	0	0	0	0	0	0
	KP	0	0	1	0	1	1	3	7
	Balochistan	1	1	0	0	0	0	2	4
	AJ&K	0	0	0	0	0	0	0	2
	GB	0	0	0	0	0	0	0	1
	FATA	0	0	0	0	0	0	0	0

TABLE-25									
DOMICILE WISE ACTUAL STRENGTH OF EMPLOYEES BY BASIC SCALE AND DIVISIONS / ATTACHED DEPARTMENTS / SUBORDINATE OFFICES									
DIVISION/OFFICE	DOMICILE	BASIC SCALE 17 to 22							G.TOTAL BS 1-22
		17	18	19	20	21	22	TOTAL	
Federal Board of Revenue	TOTAL	815	560	390	217	47	5	2034	21325
including (Customs, Central	Islamabad	24	5	8	4	1	0	42	577
Excise, Sales Tax & Income	Punjab	418	300	201	119	27	2	1067	10953
Tax Departments), HQ,	Sindh R	84	62	46	26	6	0	224	1624
Islamabad.	Sindh U	108	58	32	23	4	0	225	4186
	KP	106	72	60	28	3	3	272	2421
	Balochistan	34	24	13	12	1	0	84	1049
	AJ&K	11	9	6	3	2	0	31	239
	GB	0	0	0	0	0	0	0	2
	FATA	30	30	24	2	3	0	89	274
38. Railways Division	G. TOTAL	697	430	113	61	10	3	1314	73886
Main, Islamabad.	TOTAL	0	35	8	3	2	1	49	209
	Islamabad	0	0	0	0	0	0	0	22
	Punjab	0	26	4	1	2	1	34	115
	Sindh R	0	4	0	1	0	0	5	12
	Sindh U	0	1	0	0	0	0	1	8
	KP	0	4	2	1	0	0	7	35
	Balochistan	0	0	0	0	0	0	0	1
	AJ&K	0	0	2	0	0	0	2	14
	GB	0	0	0	0	0	0	0	2
	FATA	0	0	0	0	0	0	0	0
Pakistan Railways HQ,	TOTAL	697	395	105	58	8	2	1265	73677
Lahore.	Islamabad	6	1	0	0	0	0	7	59
	Punjab	435	242	47	32	6	2	764	45322
	Sindh R	55	45	23	8	0	0	131	11638
	Sindh U	71	29	8	3	1	0	112	7446
	KP	68	45	18	7	1	0	139	4513
	Balochistan	36	16	4	3	0	0	59	4375
	AJ&K	11	9	1	2	0	0	23	195
	GB	13	8	3	3	0	0	27	28
	FATA	2	0	1	0	0	0	3	101
37. Science &	TOTAL	9	8	7	1	1	1	27	168
Technology Division ,	Islamabad	0	0	0	0	0	0	0	62
Islamabad.	Punjab	4	3	4	1	1	1	14	62
	Sindh R	2	1	1	0	0	0	4	12
	Sindh U	1	1	0	0	0	0	2	5
	KP	2	2	2	0	0	0	6	19
	Balochistan	0	1	0	0	0	0	1	5
	AJ&K	0	0	0	0	0	0	0	2
	GB	0	0	0	0	0	0	0	1
	FATA	0	0	0	0	0	0	0	0

TABLE-25									
DOMICILE WISE ACTUAL STRENGTH OF EMPLOYEES BY BASIC SCALE AND DIVISIONS / ATTACHED DEPARTMENTS / SUBORDINATE OFFICES									
DIVISION/OFFICE	DOMICILE	BASIC SCALE 17 to 22							G.TOTAL BS 1-22
		17	18	19	20	21	22	TOTAL	
40. States and Frontier	G. TOTAL	50	21	8	5	1	1	86	935
Regions Division	TOTAL	0	12	5	2	0	1	20	133
Main, Islamabad.	Islamabad	0	1	1	0	0	0	2	11
	Punjab	0	1	1	0	0	1	3	53
	Sindh R	0	1	1	0	0	0	2	12
	Sindh U	0	1	0	0	0	0	1	1
	KP	0	4	1	2	0	0	7	41
	Balochistan	0	2	1	0	0	0	3	6
	AJ&K	0	1	0	0	0	0	1	5
	GB	0	0	0	0	0	0	0	2
	FATA	0	1	0	0	0	0	1	2
Chief Commissioner for	TOTAL	50	9	3	3	1	0	66	802
Afghan Refugees,	Islamabad	0	0	0	0	0	0	0	2
Islamabad, Lahore,	Punjab	4	2	0	1	0	0	7	89
Quetta, Karachi,	Sindh R	1	0	1	0	0	0	2	3
Peshawar.	Sindh U	0	0	0	0	0	0	0	0
	KP	44	4	1	1	1	0	51	619
	Balochistan	0	0	1	0	0	0	1	29
	AJ&K	0	0	0	0	0	0	0	2
	GB	0	0	0	1	0	0	1	1
	FATA	1	3	0	0	0	0	4	57
41. Statistics Division	G. TOTAL	246	69	22	8	0	1	346	2721
Main, Islamabad.	TOTAL	6	0	1	1	0	1	9	62
	Islamabad	0	0	0	0	0	0	0	7
	Punjab	4	0	1	0	0	1	6	32
	Sindh R	1	0	0	0	0	0	1	3
	Sindh U	0	0	0	0	0	0	0	0
	KP	1	0	0	0	0	0	1	14
	Balochistan	0	0	0	0	0	0	0	1
	AJ&K	0	0	0	1	0	0	1	3
	GB	0	0	0	0	0	0	0	2
	FATA	0	0	0	0	0	0	0	0
Pakistan Bureau of	TOTAL	240	69	21	7	0	0	337	2659
Statistics, Islamabad.	Islamabad	6	0	1	1	0	0	8	140
	Punjab	119	39	12	0	0	0	170	1305
	Sindh R	27	4	3	3	0	0	37	268
	Sindh U	34	6	0	1	0	0	41	293
	KP	39	12	4	1	0	0	56	362
	Balochistan	3	4	1	0	0	0	8	139
	AJ&K	4	1	0	0	0	0	5	63
	GB	4	0	0	0	0	0	4	47
	FATA	4	3	0	1	0	0	8	42

TABLE-25									
DOMICILE WISE ACTUAL STRENGTH OF EMPLOYEES BY BASIC SCALE AND DIVISIONS / ATTACHED DEPARTMENTS / SUBORDINATE OFFICES									
DIVISION/OFFICE	DOMICILE	BASIC SCALE 17 to 22							G.TOTAL BS 1-22
		17	18	19	20	21	22	TOTAL	
42. Textile Industry	G. TOTAL	10	11	3	5	0	1	30	186
Division	TOTAL	8	8	2	4	0	1	23	141
Main, Islamabad.	Islamabad	0	0	0	0	0	0	0	39
	Punjab	6	5	1	1	0	1	14	61
	Sindh R	1	1	0	0	0	0	2	6
	Sindh U	0	0	0	2	0	0	2	6
	KP	1	2	1	1	0	0	5	19
	Balochistan	0	0	0	0	0	0	0	2
	AJ&K	0	0	0	0	0	0	0	5
	GB	0	0	0	0	0	0	0	2
	FATA	0	0	0	0	0	0	0	1
Textile Commissioner's	TOTAL	2	3	1	1	0	0	7	45
Organization, Karachi.	Islamabad	0	0	0	0	0	0	0	0
	Punjab	0	1	0	0	0	0	1	14
	Sindh R	0	1	1	1	0	0	3	11
	Sindh U	1	0	0	0	0	0	1	12
	KP	1	1	0	0	0	0	2	7
	Balochistan	0	0	0	0	0	0	0	1
	AJ&K	0	0	0	0	0	0	0	0
	GB	0	0	0	0	0	0	0	0
	FATA	0	0	0	0	0	0	0	0
43. Water Resources Division	G. TOTAL	13	8	7	8	1	1	38	206
Main, Islamabad.	TOTAL	3	0	3	2	0	1	9	26
	Islamabad	0	0	0	0	0	0	0	0
	Punjab	2	0	2	1	0	1	6	21
	Sindh R	1	0	0	0	0	0	1	1
	Sindh U	0	0	0	0	0	0	0	0
	KP	0	0	1	1	0	0	2	4
	Balochistan	0	0	0	0	0	0	0	0
	AJ&K	0	0	0	0	0	0	0	0
	GB	0	0	0	0	0	0	0	0
	FATA	0	0	0	0	0	0	0	0
Office of the Chief	TOTAL	8	8	3	5	0	0	24	129
Engineering Adviser/	Islamabad	1	0	0	0	0	0	1	42
Chairman Federal	Punjab	3	5	2	4	0	0	14	41
Flood Commission,	Sindh R	1	1	1	0	0	0	3	12
Islamabad.	Sindh U	1	1	0	0	0	0	2	5
	KP	1	0	0	1	0	0	2	17
	Balochistan	0	0	0	0	0	0	0	7
	AJ&K	0	0	0	0	0	0	0	0
	GB	1	1	0	0	0	0	2	3
	FATA	0	0	0	0	0	0	0	2

TABLE-25									
DOMICILE WISE ACTUAL STRENGTH OF EMPLOYEES BY BASIC SCALE AND DIVISIONS / ATTACHED DEPARTMENTS / SUBORDINATE OFFICES									
DIVISION/OFFICE	DOMICILE	BASIC SCALE 17 to 22							G.TOTAL BS 1-22
		17	18	19	20	21	22	TOTAL	
Pakistan Commissioner	TOTAL	2	0	1	1	1	0	5	51
for Indus Waters,	Islamabad	0	0	0	0	0	0	0	0
Lahore.	Punjab	2	0	1	0	1	0	4	42
	Sindh R	0	0	0	1	0	0	1	6
	Sindh U	0	0	0	0	0	0	0	0
	KP	0	0	0	0	0	0	0	3
	Balochistan	0	0	0	0	0	0	0	0
	AJ&K	0	0	0	0	0	0	0	0
	GB	0	0	0	0	0	0	0	0
	FATA	0	0	0	0	0	0	0	0
44. President's Secretariat (Public),	TOTAL	6	15	16	7	2	1	47	289
Islamabad.	Islamabad	0	0	0	0	0	0	0	0
	Punjab	4	11	14	5	2	0	36	214
	Sindh R	0	2	0	1	0	0	3	13
	Sindh U	0	1	1	0	0	0	2	9
	KP	1	1	1	1	0	1	5	34
	Balochistan	0	0	0	0	0	0	0	3
	AJ&K	1	0	0	0	0	0	1	12
	GB	0	0	0	0	0	0	0	0
	FATA	0	0	0	0	0	0	0	4
45. President's Secretariat	TOTAL	9	12	2	2	0	0	25	496
(Personal), Islamabad.	Islamabad	0	0	0	0	0	0	0	30
	Punjab	7	5	2	2	0	0	16	330
	Sindh R	0	1	0	0	0	0	1	16
	Sindh U	0	1	0	0	0	0	1	12
	KP	1	4	0	0	0	0	5	66
	Balochistan	0	1	0	0	0	0	1	5
	AJ&K	1	0	0	0	0	0	1	28
	GB	0	0	0	0	0	0	0	8
	FATA	0	0	0	0	0	0	0	1
46. Prime Minister's Office (Public)	G. TOTAL	24	26	29	20	4	4	107	537
Main, Islamabad.	TOTAL	7	6	16	12	2	1	44	219
	Islamabad	0	0	0	0	0	0	0	0
	Punjab	4	4	9	7	2	0	26	143
	Sindh R	1	0	0	1	0	0	2	10
	Sindh U	0	0	1	0	0	0	1	7
	KP	2	1	5	3	0	0	11	39
	Balochistan	0	1	0	0	0	0	1	5
	AJ&K	0	0	1	1	0	1	3	12
	GB	0	0	0	0	0	0	0	1
	FATA	0	0	0	0	0	0	0	2

TABLE-25									
DOMICILE WISE ACTUAL STRENGTH OF EMPLOYEES BY BASIC SCALE AND DIVISIONS / ATTACHED DEPARTMENTS / SUBORDINATE OFFICES									
DIVISION/OFFICE	DOMICILE	BASIC SCALE 17 to 22							G.TOTAL BS 1-22
		17	18	19	20	21	22	TOTAL	
Board of Investment,	TOTAL	14	17	10	4	2	1	48	248
Islamabad.	Islamabad	0	0	0	0	0	0	0	14
	Punjab	7	9	4	1	2	1	24	115
	Sindh R	2	1	0	0	0	0	3	21
	Sindh U	1	4	1	2	0	0	8	31
	KP	3	2	2	1	0	0	8	44
	Balochistan	0	1	1	0	0	0	2	5
	AJ&K	0	0	2	0	0	0	2	16
	GB	1	0	0	0	0	0	1	2
	FATA	0	0	0	0	0	0	0	0
National Commission for	TOTAL	1	0	1	1	0	1	4	25
Government Reforms,	Islamabad	0	0	0	0	0	0	0	3
Islamabad.	Punjab	1	0	1	0	0	1	3	13
	Sindh R	0	0	0	0	0	0	0	1
	Sindh U	0	0	0	0	0	0	0	0
	KP	0	0	0	0	0	0	0	5
	Balochistan	0	0	0	1	0	0	1	1
	AJ&K	0	0	0	0	0	0	0	1
	GB	0	0	0	0	0	0	0	1
	FATA	0	0	0	0	0	0	0	0
Prime Minister's	TOTAL	2	3	2	3	0	1	11	45
Inspection Commission,	Islamabad	0	0	0	0	0	0	0	1
Islamabad.	Punjab	1	1	1	2	0	1	6	31
	Sindh R	0	1	0	0	0	0	1	2
	Sindh U	0	0	0	1	0	0	1	1
	KP	1	1	1	0	0	0	3	10
	Balochistan	0	0	0	0	0	0	0	0
	AJ&K	0	0	0	0	0	0	0	0
	GB	0	0	0	0	0	0	0	0
	FATA	0	0	0	0	0	0	0	0
47. Prime Minister's	TOTAL	4	3	1	0	0	0	8	470
Office (Internal),	Islamabad	0	0	0	0	0	0	0	34
Islamabad.	Punjab	3	3	1	0	0	0	7	306
	Sindh R	0	0	0	0	0	0	0	4
	Sindh U	0	0	0	0	0	0	0	3
	KP	1	0	0	0	0	0	1	67
	Balochistan	0	0	0	0	0	0	0	11
	AJ&K	0	0	0	0	0	0	0	39
	GB	0	0	0	0	0	0	0	5
	FATA	0	0	0	0	0	0	0	1

TABLE-25									
DOMICILE WISE ACTUAL STRENGTH OF EMPLOYEES BY BASIC SCALE AND DIVISIONS / ATTACHED DEPARTMENTS / SUBORDINATE OFFICES									
DIVISION/OFFICE	DOMICILE	BASIC SCALE 17 to 22							G.TOTAL BS 1-22
		17	18	19	20	21	22	TOTAL	
48. National Assembly	TOTAL	93	48	23	15	5	2	186	1002
Secretariat,	Islamabad	0	0	0	0	0	0	0	208
Islamabad.	Punjab	58	33	13	11	3	1	119	495
	Sindh R	17	3	4	1	0	0	25	101
	Sindh U	0	0	0	0	0	0	0	27
	KP	14	10	4	1	2	1	32	114
	Balochistan	2	0	2	1	0	0	5	22
	AJ&K	0	2	0	0	0	0	2	15
	GB	1	0	0	1	0	0	2	8
	FATA	1	0	0	0	0	0	1	12
49. Senate Secretariat,	TOTAL	91	25	23	13	2	1	155	934
Islamabad.	Islamabad	8	3	2	0	0	0	13	89
	Punjab	49	14	7	9	2	1	82	458
	Sindh R	4	2	7	1	0	0	14	64
	Sindh U	4	2	2	3	0	0	11	37
	KP	15	3	2	0	0	0	20	186
	Balochistan	4	1	2	0	0	0	7	38
	AJ&K	3	0	0	0	0	0	3	37
	GB	0	0	0	0	0	0	0	9
	FATA	4	0	1	0	0	0	5	16
50. Election Commission	G. TOTAL	120	182	50	13	4	1	370	2362
of Pakistan	TOTAL	24	27	11	9	3	1	75	305
Main, Islamabad.	Islamabad	2	3	2	1	0	0	8	72
	Punjab	15	14	4	1	1	1	36	104
	Sindh R	2	0	0	0	0	0	2	14
	Sindh U	0	0	0	0	0	0	0	8
	KP	0	2	3	3	2	0	10	66
	Balochistan	3	7	0	2	0	0	12	17
	AJ&K	2	1	1	0	0	0	4	15
	GB	0	0	0	0	0	0	0	1
	FATA	0	0	1	2	0	0	3	8
Provincial Election	TOTAL	96	155	39	4	1	0	295	2057
Commissioners,	Islamabad	1	1	2	0	0	0	4	4
Punjab, Sindh, KP,	Punjab	29	44	10	0	0	0	83	679
Balochistan.	Sindh R	8	20	5	0	0	0	33	238
	Sindh U	13	18	3	0	0	0	34	257
	KP	23	37	10	2	0	0	72	407
	Balochistan	21	35	4	2	1	0	63	411
	AJ&K	0	0	0	0	0	0	0	4
	GB	1	0	0	0	0	0	1	1
	FATA	0	0	5	0	0	0	5	56

TABLE-25									
DOMICILE WISE ACTUAL STRENGTH OF EMPLOYEES BY BASIC SCALE AND DIVISIONS / ATTACHED DEPARTMENTS / SUBORDINATE OFFICES									
DIVISION/OFFICE	DOMICILE	BASIC SCALE 17 to 22							G.TOTAL BS 1-22
		17	18	19	20	21	22	TOTAL	
51. Wafaqi Mohtasib	TOTAL	69	9	5	4	2	1	90	576
(Ombudsman's	Islamabad	3	0	0	0	0	0	3	47
Secretariat,	Punjab	43	2	2	2	1	0	50	275
Islamabad.	Sindh R	6	4	1	0	1	0	12	49
	Sindh U	7	0	1	0	0	0	8	61
	KP	7	1	1	0	0	0	9	93
	Balochistan	2	1	0	0	0	1	4	26
	AJ&K	0	1	0	2	0	0	3	17
	GB	0	0	0	0	0	0	0	2
	FATA	1	0	0	0	0	0	1	6
52. Supreme Court	TOTAL	41	28	39	8	2	2	120	647
of Pakistan,	Islamabad	0	2	1	0	0	0	3	39
Islamabad.	Punjab	25	21	24	7	2	0	79	374
	Sindh R	4	2	2	1	0	1	10	37
	Sindh U	3	0	2	0	0	0	5	49
	KP	8	3	9	0	0	1	21	106
	Balochistan	1	0	1	0	0	0	2	11
	AJ&K	0	0	0	0	0	0	0	24
	GB	0	0	0	0	0	0	0	5
	FATA	0	0	0	0	0	0	0	2
53. Federal Tax Ombudsman	TOTAL	14	6	3	1	0	2	26	199
Secretariat, Islamabad.	Islamabad	1	0	0	0	0	0	1	22
	Punjab	10	2	3	1	0	2	18	100
	Sindh R	1	2	0	0	0	0	3	20
	Sindh U	2	0	0	0	0	0	2	20
	KP	0	2	0	0	0	0	2	24
	Balochistan	0	0	0	0	0	0	0	9
	AJ&K	0	0	0	0	0	0	0	2
	GB	0	0	0	0	0	0	0	0
	FATA	0	0	0	0	0	0	0	2
54. National Accountability	TOTAL	266	175	63	18	6	0	528	1961
Bureau, Islamabad.	Islamabad	7	8	2	0	0	0	17	88
	Punjab	133	88	38	9	4	0	272	928
	Sindh R	25	22	7	2	0	0	56	193
	Sindh U	28	15	4	2	1	0	50	176
	KP	43	22	9	2	1	0	77	315
	Balochistan	15	5	1	2	0	0	23	177
	AJ&K	8	3	1	0	0	0	12	33
	GB	2	1	0	0	0	0	3	18
	FATA	5	11	1	1	0	0	18	33
	G. TOTAL	16497	7779	3026	1150	389	96	28937	581129

TABLE-26
DOMICILE WISE ACTUAL STRENGTH OF FEMALE EMPLOYEES BY BASIC SCALE AND DIVISIONS / ATTACHED DEPARTMENTS / SUBORDINATE OFFICES

DIVISION/OFFICE	DOMICILE	BASIC SCALE 1 to 16																TOTAL
		1	2	3	4	5	6	7	8	9	10	11	12	13	14	15	16	
I. Aviation Division	G. TOTAL	16	1	0	0	552	0	101	0	184	0	4	1	3	85	0	34	981
Main, Islamabad.	TOTAL	0	0	0	0	0	0	0	0	0	0	0	0	0	0	0	0	0
	Islamabad	0	0	0	0	0	0	0	0	0	0	0	0	0	0	0	0	0
	Punjab	0	0	0	0	0	0	0	0	0	0	0	0	0	0	0	0	0
	Sindh R	0	0	0	0	0	0	0	0	0	0	0	0	0	0	0	0	0
	Sindh U	0	0	0	0	0	0	0	0	0	0	0	0	0	0	0	0	0
	KP	0	0	0	0	0	0	0	0	0	0	0	0	0	0	0	0	0
	Balochistan	0	0	0	0	0	0	0	0	0	0	0	0	0	0	0	0	0
	AJ&K	0	0	0	0	0	0	0	0	0	0	0	0	0	0	0	0	0
	GB	0	0	0	0	0	0	0	0	0	0	0	0	0	0	0	0	0
	FATA	0	0	0	0	0	0	0	0	0	0	0	0	0	0	0	0	0
Airports Security Force,	TOTAL	11	0	0	0	549	0	95	0	169	0	4	0	0	71	0	29	928
Karachi.	Islamabad	0	0	0	0	0	0	0	0	0	0	0	0	0	0	0	0	0
	Punjab	2	0	0	0	317	0	60	0	92	0	4	0	0	36	0	8	519
	Sindh R	0	0	0	0	45	0	9	0	22	0	0	0	0	9	0	1	86
	Sindh U	9	0	0	0	80	0	9	0	27	0	0	0	0	16	0	9	150
	KP	0	0	0	0	56	0	6	0	13	0	0	0	0	5	0	2	82
	Balochistan	0	0	0	0	29	0	8	0	11	0	0	0	0	2	0	5	55
	AJ&K	0	0	0	0	4	0	1	0	2	0	0	0	0	1	0	2	10
	GB	0	0	0	0	15	0	1	0	1	0	0	0	0	2	0	2	21
	FATA	0	0	0	0	3	0	1	0	1	0	0	0	0	0	0	0	5
Pakistan Meteorological	TOTAL	5	1	0	0	3	0	6	0	15	0	0	1	3	14	0	5	53
Department, Islamabad.	Islamabad	0	0	0	0	1	0	2	0	1	0	0	1	0	1	0	0	6
	Punjab	2	0	0	0	2	0	3	0	9	0	0	0	3	7	0	3	29
	Sindh R	0	0	0	0	0	0	1	0	3	0	0	0	0	1	0	1	6
	Sindh U	2	1	0	0	0	0	0	0	1	0	0	0	0	2	0	0	6
	KP	0	0	0	0	0	0	0	0	0	0	0	0	0	1	0	1	2
	Balochistan	1	0	0	0	0	0	0	0	0	0	0	0	0	1	0	0	2
	AJ&K	0	0	0	0	0	0	0	0	1	0	0	0	0	1	0	0	2
	GB	0	0	0	0	0	0	0	0	0	0	0	0	0	0	0	0	0
	FATA	0	0	0	0	0	0	0	0	0	0	0	0	0	0	0	0	0
2. Cabinet Division	G. TOTAL	7	0	3	1	2	0	1	0	16	2	7	3	0	3	2	14	61
Main, Islamabad.	TOTAL	3	0	0	0	0	0	0	0	7	0	1	0	0	2	0	11	24
	Islamabad	0	0	0	0	0	0	0	0	0	0	0	0	0	2	0	0	2
	Punjab	3	0	0	0	0	0	0	0	1	0	1	0	0	0	0	10	15
	Sindh R	0	0	0	0	0	0	0	0	0	0	0	0	0	0	0	0	0
	Sindh U	0	0	0	0	0	0	0	0	1	0	0	0	0	0	0	0	1
	KP	0	0	0	0	0	0	0	0	4	0	0	0	0	0	0	1	5
	Balochistan	0	0	0	0	0	0	0	0	0	0	0	0	0	0	0	0	0
	AJ&K	0	0	0	0	0	0	0	0	1	0	0	0	0	0	0	0	1
	GB	0	0	0	0	0	0	0	0	0	0	0	0	0	0	0	0	0
	FATA	0	0	0	0	0	0	0	0	0	0	0	0	0	0	0	0	0

TABLE-26																			
DOMICILE WISE ACTUAL STRENGTH OF FEMALE EMPLOYEES BY BASIC SCALE AND DIVISIONS / ATTACHED DEPARTMENTS / SUBORDINATE OFFICES																			
DIVISION/OFFICE	DOMICILE	BASIC SCALE 1 to 16																	
		1	2	3	4	5	6	7	8	9	10	11	12	13	14	15	16	TOTAL	
Department of	TOTAL	2	0	0	0	0	0	0	0	0	1	1	2	0	0	0	2	1	9
Communications	Islamabad	0	0	0	0	0	0	0	0	0	0	0	0	0	0	0	0	0	0
Security, Islamabad.	Punjab	2	0	0	0	0	0	0	0	0	1	1	1	0	0	0	2	0	7
	Sindh R	0	0	0	0	0	0	0	0	0	0	0	0	0	0	0	0	1	1
	Sindh U	0	0	0	0	0	0	0	0	0	0	0	0	0	0	0	0	0	0
	KP	0	0	0	0	0	0	0	0	0	0	0	0	0	0	0	0	0	0
	Balochistan	0	0	0	0	0	0	0	0	0	0	0	1	0	0	0	0	0	1
	AJ&K	0	0	0	0	0	0	0	0	0	0	0	0	0	0	0	0	0	0
	GB	0	0	0	0	0	0	0	0	0	0	0	0	0	0	0	0	0	0
	FATA	0	0	0	0	0	0	0	0	0	0	0	0	0	0	0	0	0	0
Department of	TOTAL	1	0	0	0	0	0	0	0	0	4	0	3	0	0	0	0	0	8
Stationery and Forms,	Islamabad	0	0	0	0	0	0	0	0	0	0	0	0	0	0	0	0	0	0
Karachi.	Punjab	0	0	0	0	0	0	0	0	0	0	0	0	0	0	0	0	0	0
	Sindh R	0	0	0	0	0	0	0	0	0	0	0	0	0	0	0	0	0	0
	Sindh U	1	0	0	0	0	0	0	0	0	4	0	3	0	0	0	0	0	8
	KP	0	0	0	0	0	0	0	0	0	0	0	0	0	0	0	0	0	0
	Balochistan	0	0	0	0	0	0	0	0	0	0	0	0	0	0	0	0	0	0
	AJ&K	0	0	0	0	0	0	0	0	0	0	0	0	0	0	0	0	0	0
	GB	0	0	0	0	0	0	0	0	0	0	0	0	0	0	0	0	0	0
	FATA	0	0	0	0	0	0	0	0	0	0	0	0	0	0	0	0	0	0
National Archives of	TOTAL	0	0	0	0	0	0	1	0	0	1	1	0	0	0	0	1	4	
Pakistan, Islamabad.	Islamabad	0	0	0	0	0	0	0	0	0	0	0	0	0	0	0	0	0	0
	Punjab	0	0	0	0	0	0	1	0	0	1	1	0	0	0	0	1	0	4
	Sindh R	0	0	0	0	0	0	0	0	0	0	0	0	0	0	0	0	0	0
	Sindh U	0	0	0	0	0	0	0	0	0	0	0	0	0	0	0	0	0	0
	KP	0	0	0	0	0	0	0	0	0	0	0	0	0	0	0	0	0	0
	Balochistan	0	0	0	0	0	0	0	0	0	0	0	0	0	0	0	0	0	0
	AJ&K	0	0	0	0	0	0	0	0	0	0	0	0	0	0	0	0	0	0
	GB	0	0	0	0	0	0	0	0	0	0	0	0	0	0	0	0	0	0
	FATA	0	0	0	0	0	0	0	0	0	0	0	0	0	0	0	0	0	0
Federal Government	TOTAL	1	0	3	1	2	0	0	0	4	0	0	3	0	1	0	1	16	
Tuberculosis Centre,	Islamabad	0	0	0	0	0	0	0	0	0	0	0	0	0	0	0	0	0	0
Rawalpindi	Punjab	1	0	3	1	2	0	0	0	2	0	0	1	0	0	0	1	0	11
	Sindh R	0	0	0	0	0	0	0	0	0	0	0	1	0	0	0	0	0	1
	Sindh U	0	0	0	0	0	0	0	0	1	0	0	0	0	0	0	0	0	1
	KP	0	0	0	0	0	0	0	0	0	0	0	1	0	0	0	0	0	1
	Balochistan	0	0	0	0	0	0	0	0	0	0	0	0	0	1	0	0	0	1
	AJ&K	0	0	0	0	0	0	0	0	0	0	0	0	0	0	0	0	0	0
	GB	0	0	0	0	0	0	0	0	0	0	0	0	0	0	0	0	0	0
	FATA	0	0	0	0	0	0	0	0	1	0	0	0	0	0	0	0	0	1

TABLE-26
DOMICILE WISE ACTUAL STRENGTH OF FEMALE EMPLOYEES BY BASIC SCALE AND DIVISIONS / ATTACHED DEPARTMENTS / SUBORDINATE OFFICES

DIVISION/OFFICE	DOMICILE	BASIC SCALE 1 to 16																
		1	2	3	4	5	6	7	8	9	10	11	12	13	14	15	16	TOTAL
3. Capital Administration	G. TOTAL	874	357	46	17	4	5	225	14	89	0	40	27	1	928	13	3047	5687
& Development	TOTAL	2	0	0	0	0	0	0	0	1	0	0	0	0	7	1	0	11
Division	Islamabad	1	0	0	0	0	0	0	0	0	0	0	0	0	3	1	0	5
Main, Islamabad.	Punjab	1	0	0	0	0	0	0	0	1	0	0	0	0	3	0	0	5
	Sindh R	0	0	0	0	0	0	0	0	0	0	0	0	0	0	0	0	0
	Sindh U	0	0	0	0	0	0	0	0	0	0	0	0	0	1	0	0	1
	KP	0	0	0	0	0	0	0	0	0	0	0	0	0	0	0	0	0
	Balochistan	0	0	0	0	0	0	0	0	0	0	0	0	0	0	0	0	0
	AJ&K	0	0	0	0	0	0	0	0	0	0	0	0	0	0	0	0	0
	GB	0	0	0	0	0	0	0	0	0	0	0	0	0	0	0	0	0
	FATA	0	0	0	0	0	0	0	0	0	0	0	0	0	0	0	0	0
Department of	TOTAL	2	0	0	0	1	0	0	0	0	0	0	0	0	1	0	3	7
Libraries, Islamabad.	Islamabad	2	0	0	0	1	0	0	0	0	0	0	0	0	0	0	0	3
	Punjab	0	0	0	0	0	0	0	0	0	0	0	0	0	1	0	3	4
	Sindh R	0	0	0	0	0	0	0	0	0	0	0	0	0	0	0	0	0
	Sindh U	0	0	0	0	0	0	0	0	0	0	0	0	0	0	0	0	0
	KP	0	0	0	0	0	0	0	0	0	0	0	0	0	0	0	0	0
	Balochistan	0	0	0	0	0	0	0	0	0	0	0	0	0	0	0	0	0
	AJ&K	0	0	0	0	0	0	0	0	0	0	0	0	0	0	0	0	0
	GB	0	0	0	0	0	0	0	0	0	0	0	0	0	0	0	0	0
	FATA	0	0	0	0	0	0	0	0	0	0	0	0	0	0	0	0	0
Department of Tourist	TOTAL	0	0	0	0	0	0	0	0	0	0	0	0	0	1	1	0	2
Services, Islamabad.	Islamabad	0	0	0	0	0	0	0	0	0	0	0	0	0	1	0	0	1
	Punjab	0	0	0	0	0	0	0	0	0	0	0	0	0	0	0	0	0
	Sindh R	0	0	0	0	0	0	0	0	0	0	0	0	0	0	0	0	0
	Sindh U	0	0	0	0	0	0	0	0	0	0	0	0	0	0	0	0	0
	KP	0	0	0	0	0	0	0	0	0	0	0	0	0	0	1	0	1
	Balochistan	0	0	0	0	0	0	0	0	0	0	0	0	0	0	0	0	0
	AJ&K	0	0	0	0	0	0	0	0	0	0	0	0	0	0	0	0	0
	GB	0	0	0	0	0	0	0	0	0	0	0	0	0	0	0	0	0
	FATA	0	0	0	0	0	0	0	0	0	0	0	0	0	0	0	0	0
Directorate of	TOTAL	0	0	0	0	0	0	0	0	0	0	0	0	0	1	0	0	1
Workers Education,	Islamabad	0	0	0	0	0	0	0	0	0	0	0	0	0	0	0	0	0
Islamabad.	Punjab	0	0	0	0	0	0	0	0	0	0	0	0	0	1	0	0	1
	Sindh R	0	0	0	0	0	0	0	0	0	0	0	0	0	0	0	0	0
	Sindh U	0	0	0	0	0	0	0	0	0	0	0	0	0	0	0	0	0
	KP	0	0	0	0	0	0	0	0	0	0	0	0	0	0	0	0	0
	Balochistan	0	0	0	0	0	0	0	0	0	0	0	0	0	0	0	0	0
	AJ&K	0	0	0	0	0	0	0	0	0	0	0	0	0	0	0	0	0
	GB	0	0	0	0	0	0	0	0	0	0	0	0	0	0	0	0	0
	FATA	0	0	0	0	0	0	0	0	0	0	0	0	0	0	0	0	0

TABLE-26																		
DOMICILE WISE ACTUAL STRENGTH OF FEMALE EMPLOYEES BY BASIC SCALE AND DIVISIONS / ATTACHED DEPARTMENTS / SUBORDINATE OFFICES																		
DIVISION/OFFICE	DOMICILE	BASIC SCALE 1 to 16																
		1	2	3	4	5	6	7	8	9	10	11	12	13	14	15	16	TOTAL
Directorate General of	TOTAL	9	14	0	0	0	0	0	0	1	0	7	0	0	48	2	8	89
Special Education,	Islamabad	5	5	0	0	0	0	0	0	0	0	3	0	0	2	1	1	17
Islamabad.	Punjab	3	6	0	0	0	0	0	0	0	0	2	0	0	30	1	4	46
	Sindh R	0	0	0	0	0	0	0	0	0	0	0	0	0	6	0	0	6
	Sindh U	0	0	0	0	0	0	0	0	0	0	1	0	0	4	0	1	6
	KP	1	2	0	0	0	0	0	0	0	0	1	0	0	3	0	2	9
	Balochistan	0	0	0	0	0	0	0	0	0	0	0	0	0	2	0	0	2
	AJ&K	0	0	0	0	0	0	0	0	1	0	0	0	0	1	0	0	2
	GB	0	1	0	0	0	0	0	0	0	0	0	0	0	0	0	0	1
	FATA	0	0	0	0	0	0	0	0	0	0	0	0	0	0	0	0	0
District Population	TOTAL	4	24	2	0	1	0	28	0	16	0	14	0	0	0	0	0	89
Welfare Office,	Islamabad	1	5	1	0	0	0	2	0	1	0	5	0	0	0	0	0	15
Islamabad	Punjab	3	13	0	0	0	0	18	0	12	0	7	0	0	0	0	0	53
	Sindh R	0	2	0	0	0	0	3	0	0	0	0	0	0	0	0	0	5
	Sindh U	0	0	0	0	0	0	0	0	0	0	0	0	0	0	0	0	0
	KP	0	3	1	0	1	0	4	0	1	0	2	0	0	0	0	0	12
	Balochistan	0	0	0	0	0	0	1	0	0	0	0	0	0	0	0	0	1
	AJ&K	0	1	0	0	0	0	0	0	1	0	0	0	0	0	0	0	2
	GB	0	0	0	0	0	0	0	0	1	0	0	0	0	0	0	0	1
	FATA	0	0	0	0	0	0	0	0	0	0	0	0	0	0	0	0	0
Federal College of	TOTAL	5	0	0	0	0	0	0	0	0	0	0	0	0	0	0	0	5
Education, Islamabad.	Islamabad	3	0	0	0	0	0	0	0	0	0	0	0	0	0	0	0	3
	Punjab	2	0	0	0	0	0	0	0	0	0	0	0	0	0	0	0	2
	Sindh R	0	0	0	0	0	0	0	0	0	0	0	0	0	0	0	0	0
	Sindh U	0	0	0	0	0	0	0	0	0	0	0	0	0	0	0	0	0
	KP	0	0	0	0	0	0	0	0	0	0	0	0	0	0	0	0	0
	Balochistan	0	0	0	0	0	0	0	0	0	0	0	0	0	0	0	0	0
	AJ&K	0	0	0	0	0	0	0	0	0	0	0	0	0	0	0	0	0
	GB	0	0	0	0	0	0	0	0	0	0	0	0	0	0	0	0	0
	FATA	0	0	0	0	0	0	0	0	0	0	0	0	0	0	0	0	0
Federal Directorate of	TOTAL	733	111	32	6	1	2	186	0	22	0	9	0	848	0	2233	4183	
Education, Islamabad.	Islamabad	723	39	5	0	1	0	34	0	8	0	5	0	3	0	141	959	
	Punjab	7	54	16	6	0	1	96	0	8	0	4	0	505	0	1736	2433	
	Sindh R	0	4	5	0	0	1	19	0	2	0	0	0	92	0	72	195	
	Sindh U	3	4	5	0	0	0	15	0	1	0	0	0	84	0	90	202	
	KP	0	3	0	0	0	0	13	0	3	0	0	0	119	0	134	272	
	Balochistan	0	0	0	0	0	0	2	0	0	0	0	0	18	0	20	40	
	AJ&K	0	7	1	0	0	0	6	0	0	0	0	0	20	0	16	50	
	GB	0	0	0	0	0	0	0	0	0	0	0	0	2	0	11	13	
	FATA	0	0	0	0	0	0	1	0	0	0	0	0	5	0	13	19	

TABLE-26																		
DOMICILE WISE ACTUAL STRENGTH OF FEMALE EMPLOYEES BY BASIC SCALE AND DIVISIONS / ATTACHED DEPARTMENTS / SUBORDINATE OFFICES																		
DIVISION/OFFICE	DOMICILE	BASIC SCALE 1 to 16																
		1	2	3	4	5	6	7	8	9	10	11	12	13	14	15	16	TOTAL
Federal Medical &	TOTAL	0	4	0	0	0	0	0	0	0	0	0	0	0	0	0	0	4
Dental College,	Islamabad	0	2	0	0	0	0	0	0	0	0	0	0	0	0	0	0	2
Islamabad.	Punjab	0	1	0	0	0	0	0	0	0	0	0	0	0	0	0	0	1
	Sindh R	0	0	0	0	0	0	0	0	0	0	0	0	0	0	0	0	0
	Sindh U	0	0	0	0	0	0	0	0	0	0	0	0	0	0	0	0	0
	KP	0	0	0	0	0	0	0	0	0	0	0	0	0	0	0	0	0
	Balochistan	0	0	0	0	0	0	0	0	0	0	0	0	0	0	0	0	0
	AJ&K	0	1	0	0	0	0	0	0	0	0	0	0	0	0	0	0	1
	GB	0	0	0	0	0	0	0	0	0	0	0	0	0	0	0	0	0
	FATA	0	0	0	0	0	0	0	0	0	0	0	0	0	0	0	0	0
Federal General Hospital,	TOTAL	21	0	0	0	0	0	0	0	4	0	1	0	0	0	0	14	40
Islamabad.	Islamabad	17	0	0	0	0	0	0	0	0	0	0	0	0	0	0	0	17
	Punjab	3	0	0	0	0	0	0	0	2	0	0	0	0	0	0	8	13
	Sindh R	0	0	0	0	0	0	0	0	1	0	1	0	0	0	0	1	3
	Sindh U	0	0	0	0	0	0	0	0	0	0	0	0	0	0	0	2	2
	KP	0	0	0	0	0	0	0	0	1	0	0	0	0	0	0	2	3
	Balochistan	0	0	0	0	0	0	0	0	0	0	0	0	0	0	0	0	0
	AJ&K	1	0	0	0	0	0	0	0	0	0	0	0	0	0	0	1	2
	GB	0	0	0	0	0	0	0	0	0	0	0	0	0	0	0	0	0
	FATA	0	0	0	0	0	0	0	0	0	0	0	0	0	0	0	0	0
Federal Government	TOTAL	45	84	0	11	0	1	0	0	23	0	0	12	0	3	2	227	408
Polyclinic, Islamabad.	Islamabad	45	84	0	0	0	0	0	0	0	0	0	0	0	0	0	3	132
	Punjab	0	0	0	11	0	0	0	0	16	0	0	6	0	3	2	158	196
	Sindh R	0	0	0	0	0	0	0	0	2	0	1	0	0	0	6	9	9
	Sindh U	0	0	0	0	0	0	0	0	1	0	0	0	0	0	10	11	11
	KP	0	0	0	0	0	0	0	0	3	0	2	0	0	0	42	47	47
	Balochistan	0	0	0	0	0	0	0	0	0	0	1	0	0	0	0	1	1
	AJ&K	0	0	0	0	0	1	0	0	1	0	1	0	0	0	8	11	11
	GB	0	0	0	0	0	0	0	0	0	0	0	0	0	0	0	0	0
	FATA	0	0	0	0	0	0	0	0	0	0	1	0	0	0	0	1	1
Government Polytechnic	TOTAL	0	3	1	0	0	2	1	0	0	0	2	0	0	7	1	1	18
Institute for Women,	Islamabad	0	0	0	0	0	0	0	0	0	0	0	0	0	2	0	0	2
Islamabad.	Punjab	0	3	0	0	0	2	1	0	0	0	2	0	0	2	1	1	12
	Sindh R	0	0	0	0	0	0	0	0	0	0	0	0	1	0	0	1	1
	Sindh U	0	0	0	0	0	0	0	0	0	0	0	0	0	0	0	0	0
	KP	0	0	0	0	0	0	0	0	0	0	0	0	2	0	0	2	2
	Balochistan	0	0	0	0	0	0	0	0	0	0	0	0	0	0	0	0	0
	AJ&K	0	0	1	0	0	0	0	0	0	0	0	0	0	0	0	0	1
	GB	0	0	0	0	0	0	0	0	0	0	0	0	0	0	0	0	0
	FATA	0	0	0	0	0	0	0	0	0	0	0	0	0	0	0	0	0

TABLE-26																		
DOMICILE WISE ACTUAL STRENGTH OF FEMALE EMPLOYEES BY BASIC SCALE AND DIVISIONS / ATTACHED DEPARTMENTS / SUBORDINATE OFFICES																		
DIVISION/OFFICE	DOMICILE	BASIC SCALE 1 to 16																
		1	2	3	4	5	6	7	8	9	10	11	12	13	14	15	16	TOTAL
National Trust for the Disabled, Islamabad.	TOTAL	0	0	0	0	0	0	0	0	0	0	1	0	0	0	0	0	1
	Islamabad	0	0	0	0	0	0	0	0	0	0	0	0	0	0	0	0	0
	Punjab	0	0	0	0	0	0	0	0	0	0	1	0	0	0	0	0	1
	Sindh R	0	0	0	0	0	0	0	0	0	0	0	0	0	0	0	0	0
	Sindh U	0	0	0	0	0	0	0	0	0	0	0	0	0	0	0	0	0
	KP	0	0	0	0	0	0	0	0	0	0	0	0	0	0	0	0	0
	Balochistan	0	0	0	0	0	0	0	0	0	0	0	0	0	0	0	0	0
	AJ&K	0	0	0	0	0	0	0	0	0	0	0	0	0	0	0	0	0
	GB	0	0	0	0	0	0	0	0	0	0	0	0	0	0	0	0	0
	FATA	0	0	0	0	0	0	0	0	0	0	0	0	0	0	0	0	0
National Council for the Rehabilitation of Disabled Persons, Islamabad.	TOTAL	0	0	0	0	0	0	0	0	0	0	0	0	0	0	0	0	0
Islamabad	0	0	0	0	0	0	0	0	0	0	0	0	0	0	0	0	0	0
Punjab	0	0	0	0	0	0	0	0	0	0	0	0	0	0	0	0	0	0
Sindh R	0	0	0	0	0	0	0	0	0	0	0	0	0	0	0	0	0	0
Sindh U	0	0	0	0	0	0	0	0	0	0	0	0	0	0	0	0	0	0
KP	0	0	0	0	0	0	0	0	0	0	0	0	0	0	0	0	0	0
Balochistan	0	0	0	0	0	0	0	0	0	0	0	0	0	0	0	0	0	0
AJ&K	0	0	0	0	0	0	0	0	0	0	0	0	0	0	0	0	0	0
GB	0	0	0	0	0	0	0	0	0	0	0	0	0	0	0	0	0	0
FATA	0	0	0	0	0	0	0	0	0	0	0	0	0	0	0	0	0	0
National Council of Social Welfare, Islamabad.	TOTAL	0	0	0	0	0	0	0	0	0	0	0	0	0	1	1	3	5
Islamabad	0	0	0	0	0	0	0	0	0	0	0	0	0	0	0	0	0	0
Punjab	0	0	0	0	0	0	0	0	0	0	0	0	0	1	1	1	3	
Sindh R	0	0	0	0	0	0	0	0	0	0	0	0	0	0	0	0	0	0
Sindh U	0	0	0	0	0	0	0	0	0	0	0	0	0	0	0	0	1	1
KP	0	0	0	0	0	0	0	0	0	0	0	0	0	0	0	0	1	1
Balochistan	0	0	0	0	0	0	0	0	0	0	0	0	0	0	0	0	0	0
AJ&K	0	0	0	0	0	0	0	0	0	0	0	0	0	0	0	0	0	0
GB	0	0	0	0	0	0	0	0	0	0	0	0	0	0	0	0	0	0
FATA	0	0	0	0	0	0	0	0	0	0	0	0	0	0	0	0	0	0
National Institute of Rehabilitation Medicine, Islamabad.	TOTAL	2	4	0	0	0	0	1	0	0	0	0	0	0	0	0	38	45
Islamabad	1	0	0	0	0	0	0	0	0	0	0	0	0	0	0	0	0	1
Punjab	1	3	0	0	0	0	1	0	0	0	0	0	0	0	0	0	25	30
Sindh R	0	0	0	0	0	0	0	0	0	0	0	0	0	0	0	0	1	1
Sindh U	0	0	0	0	0	0	0	0	0	0	0	0	0	0	0	0	4	4
KP	0	0	0	0	0	0	0	0	0	0	0	0	0	0	0	0	7	7
Balochistan	0	0	0	0	0	0	0	0	0	0	0	0	0	0	0	0	0	0
AJ&K	0	1	0	0	0	0	0	0	0	0	0	0	0	0	0	0	1	2
GB	0	0	0	0	0	0	0	0	0	0	0	0	0	0	0	0	0	0
FATA	0	0	0	0	0	0	0	0	0	0	0	0	0	0	0	0	0	0

TABLE-26																		
DOMICILE WISE ACTUAL STRENGTH OF FEMALE EMPLOYEES BY BASIC SCALE AND DIVISIONS / ATTACHED DEPARTMENTS / SUBORDINATE OFFICES																		
DIVISION/OFFICE	DOMICILE	BASIC SCALE 1 to 16															TOTAL	
		1	2	3	4	5	6	7	8	9	10	11	12	13	14	15		16
Pakistan Institute of	TOTAL	47	110	7	0	0	0	4	0	15	0	6	6	1	9	1	518	724
Medical Sciences	Islamabad	12	21	4	0	0	0	2	0	0	0	0	0	0	2	0	13	54
Islamabad.	Punjab	33	76	2	0	0	0	2	0	11	0	2	6	0	5	0	348	485
	Sindh R	0	0	0	0	0	0	0	0	2	0	0	0	0	0	0	20	22
	Sindh U	0	0	0	0	0	0	0	0	0	0	4	0	0	2	0	33	39
	KP	2	9	0	0	0	0	0	0	1	0	0	0	0	0	0	77	89
	Balochistan	0	0	0	0	0	0	0	0	0	0	0	0	0	0	0	1	1
	AJ&K	0	4	0	0	0	0	0	0	1	0	0	0	0	0	0	14	19
	GB	0	0	1	0	0	0	0	0	0	0	0	0	0	0	0	0	1
	FATA	0	0	0	0	0	0	0	0	0	0	0	0	1	0	1	12	14
Regional Training Institute,	TOTAL	0	0	2	0	1	0	0	2	0	0	1	0	0	2	0	0	8
Islamabad.	Islamabad	0	0	0	0	1	0	0	0	0	0	0	0	0	0	0	0	1
	Punjab	0	0	1	0	0	0	0	2	0	0	1	0	0	1	0	0	5
	Sindh R	0	0	0	0	0	0	0	0	0	0	0	0	0	0	0	0	0
	Sindh U	0	0	0	0	0	0	0	0	0	0	0	0	0	0	0	0	0
	KP	0	0	1	0	0	0	0	0	0	0	0	0	0	1	0	0	2
	Balochistan	0	0	0	0	0	0	0	0	0	0	0	0	0	0	0	0	0
	AJ&K	0	0	0	0	0	0	0	0	0	0	0	0	0	0	0	0	0
	GB	0	0	0	0	0	0	0	0	0	0	0	0	0	0	0	0	0
	FATA	0	0	0	0	0	0	0	0	0	0	0	0	0	0	0	0	0
Social Welfare Centre,	TOTAL	4	2	2	0	0	0	5	12	7	0	8	0	0	0	4	2	46
Islamabad.	Islamabad	4	1	1	0	0	0	3	5	0	0	5	0	0	0	2	0	21
	Punjab	0	1	1	0	0	0	2	7	7	0	0	0	0	0	1	2	21
	Sindh R	0	0	0	0	0	0	0	0	0	0	0	0	0	0	0	0	0
	Sindh U	0	0	0	0	0	0	0	0	0	0	0	0	0	0	0	0	0
	KP	0	0	0	0	0	0	0	0	0	0	1	0	0	0	0	0	1
	Balochistan	0	0	0	0	0	0	0	0	0	0	0	0	0	0	0	0	0
	AJ&K	0	0	0	0	0	0	0	0	0	0	1	0	0	0	0	0	1
	GB	0	0	0	0	0	0	0	0	0	0	1	0	0	0	0	0	1
	FATA	0	0	0	0	0	0	0	0	0	0	0	0	0	0	1	0	1
Technical Panel on	TOTAL	0	1	0	0	0	0	0	0	0	0	0	0	0	0	0	0	1
Teacher Education,	Islamabad	0	1	0	0	0	0	0	0	0	0	0	0	0	0	0	0	1
Islamabad.	Punjab	0	0	0	0	0	0	0	0	0	0	0	0	0	0	0	0	0
	Sindh R	0	0	0	0	0	0	0	0	0	0	0	0	0	0	0	0	0
	Sindh U	0	0	0	0	0	0	0	0	0	0	0	0	0	0	0	0	0
	KP	0	0	0	0	0	0	0	0	0	0	0	0	0	0	0	0	0
	Balochistan	0	0	0	0	0	0	0	0	0	0	0	0	0	0	0	0	0
	AJ&K	0	0	0	0	0	0	0	0	0	0	0	0	0	0	0	0	0
	GB	0	0	0	0	0	0	0	0	0	0	0	0	0	0	0	0	0
	FATA	0	0	0	0	0	0	0	0	0	0	0	0	0	0	0	0	0

TABLE-26																			
DOMICILE WISE ACTUAL STRENGTH OF FEMALE EMPLOYEES BY BASIC SCALE AND DIVISIONS / ATTACHED DEPARTMENTS / SUBORDINATE OFFICES																			
DIVISION/OFFICE	DOMICILE	BASIC SCALE 1 to 16																	
		1	2	3	4	5	6	7	8	9	10	11	12	13	14	15	16	TOTAL	
4. Commerce Division	G. TOTAL	2	0	1	1	0	0	0	0	3	1	1	0	0	4	0	15	28	
	Main, Islamabad.	TOTAL	2	0	0	0	0	0	0	0	2	0	1	0	0	2	0	9	16
		Islamabad	0	0	0	0	0	0	0	0	0	0	1	0	0	0	0	1	2
		Punjab	1	0	0	0	0	0	0	0	2	0	0	0	0	0	0	5	8
		Sindh R	0	0	0	0	0	0	0	0	0	0	0	0	0	1	0	0	1
		Sindh U	0	0	0	0	0	0	0	0	0	0	0	0	0	0	0	3	3
		KP	0	0	0	0	0	0	0	0	0	0	0	0	0	1	0	0	1
		Balochistan	0	0	0	0	0	0	0	0	0	0	0	0	0	0	0	0	0
		AJ&K	1	0	0	0	0	0	0	0	0	0	0	0	0	0	0	0	1
		GB	0	0	0	0	0	0	0	0	0	0	0	0	0	0	0	0	0
		FATA	0	0	0	0	0	0	0	0	0	0	0	0	0	0	0	0	0
		Directorate General of	TOTAL	0	0	0	1	0	0	0	0	0	0	0	0	0	0	0	1
		Trade Organizations,	Islamabad	0	0	0	0	0	0	0	0	0	0	0	0	0	0	0	0
		Islamabad.	Punjab	0	0	0	1	0	0	0	0	0	0	0	0	0	0	0	1
			Sindh R	0	0	0	0	0	0	0	0	0	0	0	0	0	0	0	0
			Sindh U	0	0	0	0	0	0	0	0	0	0	0	0	0	0	0	0
			KP	0	0	0	0	0	0	0	0	0	0	0	0	0	0	0	0
			Balochistan	0	0	0	0	0	0	0	0	0	0	0	0	0	0	0	0
			AJ&K	0	0	0	0	0	0	0	0	0	0	0	0	0	0	0	0
			GB	0	0	0	0	0	0	0	0	0	0	0	0	0	0	0	0
		FATA	0	0	0	0	0	0	0	0	0	0	0	0	0	0	0	0	
	Pakistan Institute of	TOTAL	0	0	0	0	0	0	0	0	0	0	0	0	0	0	0	0	
	Trade and Development,	Islamabad	0	0	0	0	0	0	0	0	0	0	0	0	0	0	0	0	
	Islamabad.	Punjab	0	0	0	0	0	0	0	0	0	0	0	0	0	0	0	0	
		Sindh R	0	0	0	0	0	0	0	0	0	0	0	0	0	0	0	0	
		Sindh U	0	0	0	0	0	0	0	0	0	0	0	0	0	0	0	0	
		KP	0	0	0	0	0	0	0	0	0	0	0	0	0	0	0	0	
		Balochistan	0	0	0	0	0	0	0	0	0	0	0	0	0	0	0	0	
		AJ&K	0	0	0	0	0	0	0	0	0	0	0	0	0	0	0	0	
		GB	0	0	0	0	0	0	0	0	0	0	0	0	0	0	0	0	
		FATA	0	0	0	0	0	0	0	0	0	0	0	0	0	0	0	0	
	Trade Development	TOTAL	0	0	1	0	0	0	0	1	1	0	0	0	2	0	6	11	
	Authority of Pakistan,	Islamabad	0	0	0	0	0	0	0	0	0	0	0	0	0	0	0	0	
	Karachi.	Punjab	0	0	1	0	0	0	0	0	0	0	0	1	0	1	3	3	
		Sindh R	0	0	0	0	0	0	0	0	0	0	0	0	0	0	0	0	
		Sindh U	0	0	0	0	0	0	0	1	0	0	0	1	0	5	7	7	
		KP	0	0	0	0	0	0	0	0	1	0	0	0	0	0	0	1	
		Balochistan	0	0	0	0	0	0	0	0	0	0	0	0	0	0	0	0	
		AJ&K	0	0	0	0	0	0	0	0	0	0	0	0	0	0	0	0	
		GB	0	0	0	0	0	0	0	0	0	0	0	0	0	0	0	0	
		FATA	0	0	0	0	0	0	0	0	0	0	0	0	0	0	0	0	

TABLE-26																		
DOMICILE WISE ACTUAL STRENGTH OF FEMALE EMPLOYEES BY BASIC SCALE AND DIVISIONS / ATTACHED DEPARTMENTS / SUBORDINATE OFFICES																		
DIVISION/OFFICE	DOMICILE	BASIC SCALE 1 to 16																
		1	2	3	4	5	6	7	8	9	10	11	12	13	14	15	16	TOTAL
5. Communications	G. TOTAL	4	1	0	0	141	0	42	0	8	0	2	0	0	51	0	32	281
Division	TOTAL	0	1	0	0	0	0	1	0	2	0	0	0	0	1	0	2	7
Main, Islamabad.	Islamabad	0	0	0	0	0	0	0	0	0	0	0	0	0	0	0	0	0
	Punjab	0	0	0	0	0	0	1	0	2	0	0	0	0	1	0	2	6
	Sindh R	0	0	0	0	0	0	0	0	0	0	0	0	0	0	0	0	0
	Sindh U	0	0	0	0	0	0	0	0	0	0	0	0	0	0	0	0	0
	KP	0	0	0	0	0	0	0	0	0	0	0	0	0	0	0	0	0
	Balochistan	0	0	0	0	0	0	0	0	0	0	0	0	0	0	0	0	0
	AJ&K	0	1	0	0	0	0	0	0	0	0	0	0	0	0	0	0	1
	GB	0	0	0	0	0	0	0	0	0	0	0	0	0	0	0	0	0
	FATA	0	0	0	0	0	0	0	0	0	0	0	0	0	0	0	0	0
Construction Technology	TOTAL	0	0	0	0	0	0	0	0	0	0	0	0	0	0	0	0	0
Training Institute,	Islamabad	0	0	0	0	0	0	0	0	0	0	0	0	0	0	0	0	0
Islamabad.	Punjab	0	0	0	0	0	0	0	0	0	0	0	0	0	0	0	0	0
	Sindh R	0	0	0	0	0	0	0	0	0	0	0	0	0	0	0	0	0
	Sindh U	0	0	0	0	0	0	0	0	0	0	0	0	0	0	0	0	0
	KP	0	0	0	0	0	0	0	0	0	0	0	0	0	0	0	0	0
	Balochistan	0	0	0	0	0	0	0	0	0	0	0	0	0	0	0	0	0
	AJ&K	0	0	0	0	0	0	0	0	0	0	0	0	0	0	0	0	0
	GB	0	0	0	0	0	0	0	0	0	0	0	0	0	0	0	0	0
	FATA	0	0	0	0	0	0	0	0	0	0	0	0	0	0	0	0	0
National Highways &	TOTAL	4	0	0	0	141	0	41	0	6	0	2	0	0	49	0	29	272
Motorways Police,	Islamabad	0	0	0	0	0	0	0	0	2	0	0	0	0	1	0	0	3
Islamabad.	Punjab	4	0	0	0	94	0	27	0	4	0	2	0	0	36	0	25	192
	Sindh R	0	0	0	0	13	0	5	0	0	0	0	0	0	1	0	1	20
	Sindh U	0	0	0	0	6	0	0	0	0	0	0	0	0	1	0	1	8
	KP	0	0	0	0	22	0	6	0	0	0	0	0	0	3	0	2	33
	Balochistan	0	0	0	0	4	0	2	0	0	0	0	0	0	6	0	0	12
	AJ&K	0	0	0	0	1	0	1	0	0	0	0	0	0	0	0	0	2
	GB	0	0	0	0	0	0	0	0	0	0	0	0	0	1	0	0	1
	FATA	0	0	0	0	1	0	0	0	0	0	0	0	0	0	0	0	1
National Transport	TOTAL	0	0	0	0	0	0	0	0	0	0	0	0	0	1	0	1	2
Research Centre,	Islamabad	0	0	0	0	0	0	0	0	0	0	0	0	0	0	0	0	0
Islamabad.	Punjab	0	0	0	0	0	0	0	0	0	0	0	0	0	1	0	1	2
	Sindh R	0	0	0	0	0	0	0	0	0	0	0	0	0	0	0	0	0
	Sindh U	0	0	0	0	0	0	0	0	0	0	0	0	0	0	0	0	0
	KP	0	0	0	0	0	0	0	0	0	0	0	0	0	0	0	0	0
	Balochistan	0	0	0	0	0	0	0	0	0	0	0	0	0	0	0	0	0
	AJ&K	0	0	0	0	0	0	0	0	0	0	0	0	0	0	0	0	0
	GB	0	0	0	0	0	0	0	0	0	0	0	0	0	0	0	0	0
	FATA	0	0	0	0	0	0	0	0	0	0	0	0	0	0	0	0	0

TABLE-26																			
DOMICILE WISE ACTUAL STRENGTH OF FEMALE EMPLOYEES BY BASIC SCALE AND DIVISIONS / ATTACHED DEPARTMENTS / SUBORDINATE OFFICES																			
DIVISION/OFFICE	DOMICILE	BASIC SCALE 1 to 16																	
		1	2	3	4	5	6	7	8	9	10	11	12	13	14	15	16	TOTAL	
6. Climate Change	G. TOTAL	0	0	1	0	0	0	0	0	2	3	0	0	0	0	0	2	8	
	Division	TOTAL	0	0	0	0	0	0	0	0	1	0	0	0	0	0	1	2	
	Main, Islamabad.	Islamabad	0	0	0	0	0	0	0	0	0	0	0	0	0	0	0	0	0
		Punjab	0	0	0	0	0	0	0	0	1	0	0	0	0	0	0	0	1
		Sindh R	0	0	0	0	0	0	0	0	0	0	0	0	0	0	0	0	0
		Sindh U	0	0	0	0	0	0	0	0	0	0	0	0	0	0	0	0	0
		KP	0	0	0	0	0	0	0	0	0	0	0	0	0	0	0	1	1
		Balochistan	0	0	0	0	0	0	0	0	0	0	0	0	0	0	0	0	0
		AJ&K	0	0	0	0	0	0	0	0	0	0	0	0	0	0	0	0	0
		GB	0	0	0	0	0	0	0	0	0	0	0	0	0	0	0	0	0
		FATA	0	0	0	0	0	0	0	0	0	0	0	0	0	0	0	0	0
		Pakistan Environmental	TOTAL	0	0	0	0	0	0	0	0	0	0	0	0	0	0	0	0
	Protection Agency, Islamabad.	Islamabad	0	0	0	0	0	0	0	0	0	0	0	0	0	0	0	0	0
		Punjab	0	0	0	0	0	0	0	0	0	0	0	0	0	0	0	0	0
		Sindh R	0	0	0	0	0	0	0	0	0	0	0	0	0	0	0	0	0
		Sindh U	0	0	0	0	0	0	0	0	0	0	0	0	0	0	0	0	0
		KP	0	0	0	0	0	0	0	0	0	0	0	0	0	0	0	0	0
Balochistan		0	0	0	0	0	0	0	0	0	0	0	0	0	0	0	0	0	
AJ&K		0	0	0	0	0	0	0	0	0	0	0	0	0	0	0	0	0	
GB		0	0	0	0	0	0	0	0	0	0	0	0	0	0	0	0	0	
FATA		0	0	0	0	0	0	0	0	0	0	0	0	0	0	0	0	0	
Zoological Survey of		TOTAL	0	0	1	0	0	0	0	0	1	3	0	0	0	0	0	1	6
Pakistan, Islamabad.	Islamabad	0	0	0	0	0	0	0	0	0	0	0	0	0	0	0	0	0	
	Punjab	0	0	0	0	0	0	0	0	1	2	0	0	0	0	0	1	4	
	Sindh R	0	0	0	0	0	0	0	0	0	0	0	0	0	0	0	0	0	
	Sindh U	0	0	1	0	0	0	0	0	0	0	0	0	0	0	0	0	1	
	KP	0	0	0	0	0	0	0	0	0	1	0	0	0	0	0	0	1	
	Balochistan	0	0	0	0	0	0	0	0	0	0	0	0	0	0	0	0	0	
	AJ&K	0	0	0	0	0	0	0	0	0	0	0	0	0	0	0	0	0	
	GB	0	0	0	0	0	0	0	0	0	0	0	0	0	0	0	0	0	
	FATA	0	0	0	0	0	0	0	0	0	0	0	0	0	0	0	0	0	
	7. Defence Division	G. TOTAL	2828	1385	50	205	124	157	584	29	423	9	220	45	0	1085	64	1637	8845
Main, Rawalpindi.		TOTAL	0	0	0	0	0	0	0	0	7	0	2	0	0	1	3	2	15
		Islamabad	0	0	0	0	0	0	0	0	0	0	0	0	0	0	0	0	0
		Punjab	0	0	0	0	0	0	0	0	4	0	1	0	0	1	2	2	10
		Sindh R	0	0	0	0	0	0	0	0	1	0	0	0	0	0	0	0	1
		Sindh U	0	0	0	0	0	0	0	0	1	0	0	0	0	0	0	0	1
		KP	0	0	0	0	0	0	0	0	0	0	1	0	0	0	1	0	2
		Balochistan	0	0	0	0	0	0	0	0	0	0	0	0	0	0	0	0	0
		AJ&K	0	0	0	0	0	0	0	0	0	0	0	0	0	0	0	0	0
		GB	0	0	0	0	0	0	0	0	1	0	0	0	0	0	0	0	1
		FATA	0	0	0	0	0	0	0	0	0	0	0	0	0	0	0	0	0

TABLE-26
DOMICILE WISE ACTUAL STRENGTH OF FEMALE EMPLOYEES BY BASIC SCALE AND DIVISIONS / ATTACHED DEPARTMENTS / SUBORDINATE OFFICES

DIVISION/OFFICE	DOMICILE	BASIC SCALE 1 to 16															TOTAL	
		1	2	3	4	5	6	7	8	9	10	11	12	13	14	15		16
Director General ISI,	TOTAL	5	3	1	0	0	3	3	0	8	2	1	0	0	9	0	1	36
Islamabad.	Islamabad	0	1	1	0	0	0	1	0	0	0	1	0	0	1	0	0	5
	Punjab	2	1	0	0	0	2	2	0	8	1	0	0	0	6	0	1	23
	Sindh R	0	0	0	0	0	1	0	0	0	0	0	0	0	1	0	0	2
	Sindh U	0	0	0	0	0	0	0	0	0	0	0	0	0	0	0	0	0
	KP	2	1	0	0	0	0	0	0	0	1	0	0	0	1	0	0	5
	Balochistan	0	0	0	0	0	0	0	0	0	0	0	0	0	0	0	0	0
	AJ&K	1	0	0	0	0	0	0	0	0	0	0	0	0	0	0	0	1
	GB	0	0	0	0	0	0	0	0	0	0	0	0	0	0	0	0	0
	FATA	0	0	0	0	0	0	0	0	0	0	0	0	0	0	0	0	0
Federal Government	TOTAL	170	20	0	0	0	23	40	0	47	0	24	3	0	933	25	1256	2541
Educational Institutions	Islamabad	0	0	0	0	0	0	0	0	0	0	0	0	0	1	0	3	4
(Cantt./Garrison)	Punjab	85	10	0	0	0	15	18	0	24	0	12	3	0	565	16	823	1571
Directorate, Rawalpindi.	Sindh R	15	3	0	0	0	2	4	0	4	0	3	0	0	68	0	90	189
	Sindh U	10	2	0	0	0	1	3	0	4	0	2	0	0	62	3	90	177
	KP	30	3	0	0	0	4	8	0	11	0	4	0	0	156	5	168	389
	Balochistan	15	2	0	0	0	1	5	0	4	0	3	0	0	44	1	42	117
	AJ&K	8	0	0	0	0	0	1	0	0	0	0	0	0	19	0	26	54
	GB	4	0	0	0	0	0	1	0	0	0	0	0	0	9	0	9	23
	FATA	3	0	0	0	0	0	0	0	0	0	0	0	0	9	0	5	17
General Headquarters,	TOTAL	1824	888	46	169	91	36	399	20	96	7	14	14	0	33	6	19	3662
COAS, Sectt. SD, Dte,	Islamabad	127	35	14	30	0	3	40	0	12	0	5	0	0	0	0	0	266
Rawalpindi.	Punjab	1565	704	27	31	37	21	199	16	41	7	3	8	0	26	6	15	2706
	Sindh R	48	11	0	27	0	0	21	0	5	0	3	3	0	2	0	1	121
	Sindh U	3	27	5	7	17	7	17	0	5	0	0	2	0	0	0	1	91
	KP	17	44	0	3	17	0	12	0	1	0	0	0	0	3	0	1	98
	Balochistan	47	49	0	5	3	0	13	0	0	0	0	1	0	2	0	0	120
	AJ&K	0	0	0	2	17	5	3	4	3	0	0	0	0	0	0	1	35
	GB	0	7	0	27	0	0	47	0	13	0	1	0	0	0	0	0	95
	FATA	17	11	0	37	0	0	47	0	16	0	2	0	0	0	0	0	130
Joint Staff Headquarter,	TOTAL	0	1	0	0	0	0	0	0	0	0	0	0	0	0	0	0	1
Chaklala, Rawalpindi.	Islamabad	0	1	0	0	0	0	0	0	0	0	0	0	0	0	0	0	1
	Punjab	0	0	0	0	0	0	0	0	0	0	0	0	0	0	0	0	0
	Sindh R	0	0	0	0	0	0	0	0	0	0	0	0	0	0	0	0	0
	Sindh U	0	0	0	0	0	0	0	0	0	0	0	0	0	0	0	0	0
	KP	0	0	0	0	0	0	0	0	0	0	0	0	0	0	0	0	0
	Balochistan	0	0	0	0	0	0	0	0	0	0	0	0	0	0	0	0	0
	AJ&K	0	0	0	0	0	0	0	0	0	0	0	0	0	0	0	0	0
	GB	0	0	0	0	0	0	0	0	0	0	0	0	0	0	0	0	0
	FATA	0	0	0	0	0	0	0	0	0	0	0	0	0	0	0	0	0

TABLE-26																		
DOMICILE WISE ACTUAL STRENGTH OF FEMALE EMPLOYEES BY BASIC SCALE AND DIVISIONS / ATTACHED DEPARTMENTS / SUBORDINATE OFFICES																		
DIVISION/OFFICE	DOMICILE	BASIC SCALE 1 to 16																
		1	2	3	4	5	6	7	8	9	10	11	12	13	14	15	16	TOTAL
Military Lands &	TOTAL	2	0	1	0	0	0	0	0	1	0	0	0	0	0	0	4	
Cantonments	Islamabad	0	0	0	0	0	0	0	0	0	0	0	0	0	0	0	0	
Department, Rawalpindi.	Punjab	2	0	1	0	0	0	0	0	1	0	0	0	0	0	0	4	
	Sindh R	0	0	0	0	0	0	0	0	0	0	0	0	0	0	0	0	
	Sindh U	0	0	0	0	0	0	0	0	0	0	0	0	0	0	0	0	
	KP	0	0	0	0	0	0	0	0	0	0	0	0	0	0	0	0	
	Balochistan	0	0	0	0	0	0	0	0	0	0	0	0	0	0	0	0	
	AJ&K	0	0	0	0	0	0	0	0	0	0	0	0	0	0	0	0	
	GB	0	0	0	0	0	0	0	0	0	0	0	0	0	0	0	0	
	FATA	0	0	0	0	0	0	0	0	0	0	0	0	0	0	0	0	
Pakistan Air Force, Peshawar	TOTAL	676	330	0	0	0	88	23	0	134	0	41	0	0	54	7	3	1356
	Islamabad	16	6	0	0	0	0	0	0	1	0	0	0	0	0	0	0	23
	Punjab	347	166	0	0	0	53	13	0	94	0	27	0	0	34	3	2	739
	Sindh R	70	54	0	0	0	17	1	0	4	0	2	0	0	6	0	0	154
	Sindh U	108	35	0	0	0	1	5	0	12	0	1	0	0	8	1	1	172
	KP	127	51	0	0	0	15	3	0	19	0	10	0	0	4	3	0	232
	Balochistan	1	11	0	0	0	2	1	0	3	0	1	0	0	2	0	0	21
	AJ&K	7	7	0	0	0	0	0	0	1	0	0	0	0	0	0	0	15
	GB	0	0	0	0	0	0	0	0	0	0	0	0	0	0	0	0	0
	FATA	0	0	0	0	0	0	0	0	0	0	0	0	0	0	0	0	0
Pakistan Navy Civilian	TOTAL	149	142	0	36	33	7	74	9	120	0	34	3	0	37	22	18	684
Authority, Naval	Islamabad	0	0	0	0	2	0	6	0	3	0	4	1	0	0	5	5	26
Headquarter,	Punjab	32	37	0	4	11	0	38	1	22	0	12	0	0	4	15	6	182
Islamabad, Karachi.	Sindh R	1	4	0	1	1	0	3	0	7	0	3	0	0	0	0	4	24
	Sindh U	113	89	0	31	15	6	20	8	86	0	12	2	0	33	0	3	418
	KP	0	5	0	0	1	0	3	0	2	0	2	0	0	0	2	0	15
	Balochistan	1	3	0	0	3	0	4	0	0	0	1	0	0	0	0	0	12
	AJ&K	1	2	0	0	0	0	0	0	0	0	0	0	0	0	0	0	3
	GB	0	0	0	0	0	1	0	0	0	0	0	0	0	0	0	0	1
	FATA	1	2	0	0	0	0	0	0	0	0	0	0	0	0	0	0	3
Pakistan Armed Services	TOTAL	0	0	0	0	0	0	0	0	0	0	0	0	0	0	0	0	0
Board, (PASB) Department,	Islamabad	0	0	0	0	0	0	0	0	0	0	0	0	0	0	0	0	0
Rawalpindi.	Punjab	0	0	0	0	0	0	0	0	0	0	0	0	0	0	0	0	0
	Sindh R	0	0	0	0	0	0	0	0	0	0	0	0	0	0	0	0	0
	Sindh U	0	0	0	0	0	0	0	0	0	0	0	0	0	0	0	0	0
	KP	0	0	0	0	0	0	0	0	0	0	0	0	0	0	0	0	0
	Balochistan	0	0	0	0	0	0	0	0	0	0	0	0	0	0	0	0	0
	AJ&K	0	0	0	0	0	0	0	0	0	0	0	0	0	0	0	0	0
	GB	0	0	0	0	0	0	0	0	0	0	0	0	0	0	0	0	0
	FATA	0	0	0	0	0	0	0	0	0	0	0	0	0	0	0	0	0

TABLE-26
DOMICILE WISE ACTUAL STRENGTH OF FEMALE EMPLOYEES BY BASIC SCALE AND DIVISIONS / ATTACHED DEPARTMENTS / SUBORDINATE OFFICES

DIVISION/OFFICE	DOMICILE	BASIC SCALE 1 to 16															TOTAL		
		1	2	3	4	5	6	7	8	9	10	11	12	13	14	15		16	
Pakistan Maritime Security	TOTAL	0	0	0	0	0	0	0	0	0	0	0	0	0	0	0	1	1	
Agency, Karachi,	Islamabad	0	0	0	0	0	0	0	0	0	0	0	0	0	0	0	0	0	0
	Punjab	0	0	0	0	0	0	0	0	0	0	0	0	0	0	0	0	0	0
	Sindh R	0	0	0	0	0	0	0	0	0	0	0	0	0	0	0	0	0	0
	Sindh U	0	0	0	0	0	0	0	0	0	0	0	0	0	0	0	0	1	1
	KP	0	0	0	0	0	0	0	0	0	0	0	0	0	0	0	0	0	0
	Balochistan	0	0	0	0	0	0	0	0	0	0	0	0	0	0	0	0	0	0
	AJ&K	0	0	0	0	0	0	0	0	0	0	0	0	0	0	0	0	0	0
	GB	0	0	0	0	0	0	0	0	0	0	0	0	0	0	0	0	0	0
	FATA	0	0	0	0	0	0	0	0	0	0	0	0	0	0	0	0	0	0
Pakistan Military Accounts	TOTAL	2	1	0	0	0	0	0	0	0	0	96	24	0	0	0	336	459	
Department, Rawalpindi.	Islamabad	0	0	0	0	0	0	0	0	0	0	1	0	0	0	0	2	3	
	Punjab	1	1	0	0	0	0	0	0	0	0	72	19	0	0	0	216	309	
	Sindh R	0	0	0	0	0	0	0	0	0	0	2	1	0	0	0	19	22	
	Sindh U	0	0	0	0	0	0	0	0	0	0	8	2	0	0	0	65	75	
	KP	1	0	0	0	0	0	0	0	0	0	8	2	0	0	0	22	33	
	Balochistan	0	0	0	0	0	0	0	0	0	0	3	0	0	0	0	8	11	
	AJ&K	0	0	0	0	0	0	0	0	0	0	1	0	0	0	0	2	3	
	GB	0	0	0	0	0	0	0	0	0	0	1	0	0	0	0	0	1	
	FATA	0	0	0	0	0	0	0	0	0	0	0	0	0	0	0	2	2	
Survey of Pakistan,	TOTAL	0	0	2	0	0	0	45	0	10	0	8	1	0	18	1	1	86	
Rawalpindi.	Islamabad	0	0	0	0	0	0	0	0	0	0	0	0	0	0	0	0	0	
	Punjab	0	0	2	0	0	0	36	0	8	0	6	1	0	12	1	1	67	
	Sindh R	0	0	0	0	0	0	1	0	0	0	0	0	0	1	0	0	2	
	Sindh U	0	0	0	0	0	0	5	0	2	0	1	0	0	4	0	0	12	
	KP	0	0	0	0	0	0	1	0	0	0	1	0	0	1	0	0	3	
	Balochistan	0	0	0	0	0	0	1	0	0	0	0	0	0	0	0	0	1	
	AJ&K	0	0	0	0	0	0	1	0	0	0	0	0	0	0	0	0	1	
	GB	0	0	0	0	0	0	0	0	0	0	0	0	0	0	0	0	0	
	FATA	0	0	0	0	0	0	0	0	0	0	0	0	0	0	0	0	0	
8. Defence Production	G. TOTAL	5	1	0	0	10	0	0	0	3	0	5	2	0	3	1	3	33	
Division	TOTAL	3	0	0	0	0	0	0	0	0	0	0	2	0	1	1	0	7	
Main, Rawalpindi.	Islamabad	0	0	0	0	0	0	0	0	0	0	0	0	0	0	0	0	0	
	Punjab	3	0	0	0	0	0	0	0	0	0	0	2	0	0	1	0	6	
	Sindh R	0	0	0	0	0	0	0	0	0	0	0	0	0	0	0	0	0	
	Sindh U	0	0	0	0	0	0	0	0	0	0	0	0	0	1	0	0	1	
	KP	0	0	0	0	0	0	0	0	0	0	0	0	0	0	0	0	0	
	Balochistan	0	0	0	0	0	0	0	0	0	0	0	0	0	0	0	0	0	
	AJ&K	0	0	0	0	0	0	0	0	0	0	0	0	0	0	0	0	0	
	GB	0	0	0	0	0	0	0	0	0	0	0	0	0	0	0	0	0	
	FATA	0	0	0	0	0	0	0	0	0	0	0	0	0	0	0	0	0	

TABLE-26
DOMICILE WISE ACTUAL STRENGTH OF FEMALE EMPLOYEES BY BASIC SCALE AND DIVISIONS / ATTACHED DEPARTMENTS / SUBORDINATE OFFICES

DIVISION/OFFICE	DOMICILE	BASIC SCALE 1 to 16																
		1	2	3	4	5	6	7	8	9	10	11	12	13	14	15	16	TOTAL
Armament Research and	TOTAL	0	0	0	0	0	0	0	0	0	0	1	0	0	0	0	1	2
Development	Islamabad	0	0	0	0	0	0	0	0	0	0	0	0	0	0	0	0	0
Establishment,	Punjab	0	0	0	0	0	0	0	0	0	0	1	0	0	0	0	0	1
Rawalpindi.	Sindh R	0	0	0	0	0	0	0	0	0	0	0	0	0	0	0	1	1
	Sindh U	0	0	0	0	0	0	0	0	0	0	0	0	0	0	0	0	0
	KP	0	0	0	0	0	0	0	0	0	0	0	0	0	0	0	0	0
	Balochistan	0	0	0	0	0	0	0	0	0	0	0	0	0	0	0	0	0
	AJ&K	0	0	0	0	0	0	0	0	0	0	0	0	0	0	0	0	0
	GB	0	0	0	0	0	0	0	0	0	0	0	0	0	0	0	0	0
	FATA	0	0	0	0	0	0	0	0	0	0	0	0	0	0	0	0	0
Defence Export	TOTAL	0	0	0	0	0	0	0	0	0	0	0	0	0	0	0	0	0
Promotion Organization,	Islamabad	0	0	0	0	0	0	0	0	0	0	0	0	0	0	0	0	0
Islamabad.	Punjab	0	0	0	0	0	0	0	0	0	0	0	0	0	0	0	0	0
	Sindh R	0	0	0	0	0	0	0	0	0	0	0	0	0	0	0	0	0
	Sindh U	0	0	0	0	0	0	0	0	0	0	0	0	0	0	0	0	0
	KP	0	0	0	0	0	0	0	0	0	0	0	0	0	0	0	0	0
	Balochistan	0	0	0	0	0	0	0	0	0	0	0	0	0	0	0	0	0
	AJ&K	0	0	0	0	0	0	0	0	0	0	0	0	0	0	0	0	0
	GB	0	0	0	0	0	0	0	0	0	0	0	0	0	0	0	0	0
	FATA	0	0	0	0	0	0	0	0	0	0	0	0	0	0	0	0	0
Directorate General Defence	TOTAL	0	0	0	0	0	0	0	0	0	0	1	0	0	1	0	0	2
Purchase, Rawalpindi.	Islamabad	0	0	0	0	0	0	0	0	0	0	0	0	0	0	0	0	0
	Punjab	0	0	0	0	0	0	0	0	0	0	0	0	0	1	0	0	1
	Sindh R	0	0	0	0	0	0	0	0	0	0	1	0	0	0	0	0	1
	Sindh U	0	0	0	0	0	0	0	0	0	0	0	0	0	0	0	0	0
	KP	0	0	0	0	0	0	0	0	0	0	0	0	0	0	0	0	0
	Balochistan	0	0	0	0	0	0	0	0	0	0	0	0	0	0	0	0	0
	AJ&K	0	0	0	0	0	0	0	0	0	0	0	0	0	0	0	0	0
	GB	0	0	0	0	0	0	0	0	0	0	0	0	0	0	0	0	0
	FATA	0	0	0	0	0	0	0	0	0	0	0	0	0	0	0	0	0
Institute of Optronics,	TOTAL	2	0	0	0	10	0	0	0	1	0	2	0	0	0	0	2	17
Rawalpindi.	Islamabad	0	0	0	0	0	0	0	0	0	0	0	0	0	0	0	0	0
	Punjab	0	0	0	0	6	0	0	0	1	0	2	0	0	0	0	2	11
	Sindh R	0	0	0	0	2	0	0	0	0	0	0	0	0	0	0	0	2
	Sindh U	2	0	0	0	0	0	0	0	0	0	0	0	0	0	0	0	2
	KP	0	0	0	0	2	0	0	0	0	0	0	0	0	0	0	0	2
	Balochistan	0	0	0	0	0	0	0	0	0	0	0	0	0	0	0	0	0
	AJ&K	0	0	0	0	0	0	0	0	0	0	0	0	0	0	0	0	0
	GB	0	0	0	0	0	0	0	0	0	0	0	0	0	0	0	0	0
	FATA	0	0	0	0	0	0	0	0	0	0	0	0	0	0	0	0	0

TABLE-26																		
DOMICILE WISE ACTUAL STRENGTH OF FEMALE EMPLOYEES BY BASIC SCALE AND DIVISIONS / ATTACHED DEPARTMENTS / SUBORDINATE OFFICES																		
DIVISION/OFFICE	DOMICILE	BASIC SCALE 1 to 16																
		1	2	3	4	5	6	7	8	9	10	11	12	13	14	15	16	TOTAL
Military Vehicles	TOTAL	0	1	0	0	0	0	0	0	2	0	1	0	0	1	0	0	5
Research and Development, Rawalpindi.	Islamabad	0	0	0	0	0	0	0	0	0	0	0	0	0	0	0	0	0
	Punjab	0	1	0	0	0	0	0	0	1	0	1	0	0	1	0	0	4
	Sindh R	0	0	0	0	0	0	0	0	0	0	0	0	0	0	0	0	0
	Sindh U	0	0	0	0	0	0	0	0	0	0	0	0	0	0	0	0	0
	KP	0	0	0	0	0	0	0	0	0	0	0	0	0	0	0	0	0
	Balochistan	0	0	0	0	0	0	0	0	0	0	0	0	0	0	0	0	0
	AJ&K	0	0	0	0	0	0	0	0	1	0	0	0	0	0	0	0	1
	GB	0	0	0	0	0	0	0	0	0	0	0	0	0	0	0	0	0
	FATA	0	0	0	0	0	0	0	0	0	0	0	0	0	0	0	0	0
9. Economic Affairs	TOTAL	2	0	0	0	0	0	0	0	1	0	5	0	0	2	0	25	35
Division, Islamabad.	Islamabad	0	0	0	0	0	0	0	0	0	0	0	0	0	0	0	0	0
	Punjab	1	0	0	0	0	0	0	0	1	0	5	0	0	0	0	18	25
	Sindh R	0	0	0	0	0	0	0	0	0	0	0	0	0	0	0	0	0
	Sindh U	0	0	0	0	0	0	0	0	0	0	0	0	0	1	0	4	5
	KP	0	0	0	0	0	0	0	0	0	0	0	0	0	1	0	2	3
	Balochistan	0	0	0	0	0	0	0	0	0	0	0	0	0	0	0	0	0
	AJ&K	1	0	0	0	0	0	0	0	0	0	0	0	0	0	0	0	1
	GB	0	0	0	0	0	0	0	0	0	0	0	0	0	0	0	1	1
	FATA	0	0	0	0	0	0	0	0	0	0	0	0	0	0	0	0	0
10. Establishment	G. TOTAL	16	5	2	0	0	0	1	0	10	0	42	1	0	24	13	21	135
Division	TOTAL	3	1	0	0	0	0	0	0	3	0	3	1	0	5	8	12	36
Main, Islamabad.	Islamabad	3	0	0	0	0	0	0	0	0	0	0	0	0	0	0	0	3
	Punjab	0	1	0	0	0	0	0	0	3	0	2	1	0	3	7	12	29
	Sindh R	0	0	0	0	0	0	0	0	0	0	1	0	0	0	0	0	1
	Sindh U	0	0	0	0	0	0	0	0	0	0	0	0	0	2	0	0	2
	KP	0	0	0	0	0	0	0	0	0	0	0	0	0	0	1	0	1
	Balochistan	0	0	0	0	0	0	0	0	0	0	0	0	0	0	0	0	0
	AJ&K	0	0	0	0	0	0	0	0	0	0	0	0	0	0	0	0	0
	GB	0	0	0	0	0	0	0	0	0	0	0	0	0	0	0	0	0
	FATA	0	0	0	0	0	0	0	0	0	0	0	0	0	0	0	0	0
Akhtar Hameed Khan	TOTAL	0	1	0	0	0	0	0	0	1	0	0	0	0	0	0	0	2
National Centre for Rural Development, Islamabad.	Islamabad	0	0	0	0	0	0	0	0	0	0	0	0	0	0	0	0	0
	Punjab	0	0	0	0	0	0	0	0	1	0	0	0	0	0	0	0	1
	Sindh R	0	0	0	0	0	0	0	0	0	0	0	0	0	0	0	0	0
	Sindh U	0	0	0	0	0	0	0	0	0	0	0	0	0	0	0	0	0
	KP	0	0	0	0	0	0	0	0	0	0	0	0	0	0	0	0	0
	Balochistan	0	0	0	0	0	0	0	0	0	0	0	0	0	0	0	0	0
	AJ&K	0	1	0	0	0	0	0	0	0	0	0	0	0	0	0	0	1
	GB	0	0	0	0	0	0	0	0	0	0	0	0	0	0	0	0	0
	FATA	0	0	0	0	0	0	0	0	0	0	0	0	0	0	0	0	0

TABLE-26
DOMICILE WISE ACTUAL STRENGTH OF FEMALE EMPLOYEES BY BASIC SCALE AND DIVISIONS / ATTACHED DEPARTMENTS / SUBORDINATE OFFICES

DIVISION/OFFICE	DOMICILE	BASIC SCALE 1 to 16																
		1	2	3	4	5	6	7	8	9	10	11	12	13	14	15	16	TOTAL
Federal Public Service	TOTAL	6	1	0	0	0	0	0	0	5	0	1	0	0	3	5	3	24
Commission, Islamabad.	Islamabad	2	0	0	0	0	0	0	0	0	0	0	0	0	0	1	0	3
	Punjab	1	1	0	0	0	0	0	0	2	0	0	0	0	3	3	2	12
	Sindh R	0	0	0	0	0	0	0	0	1	0	0	0	0	0	0	0	1
	Sindh U	2	0	0	0	0	0	0	0	1	0	1	0	0	0	1	0	5
	KP	1	0	0	0	0	0	0	0	0	0	0	0	0	0	0	1	2
	Balochistan	0	0	0	0	0	0	0	0	0	0	0	0	0	0	0	0	0
	AJ&K	0	0	0	0	0	0	0	0	1	0	0	0	0	0	0	0	1
	GB	0	0	0	0	0	0	0	0	0	0	0	0	0	0	0	0	0
	FATA	0	0	0	0	0	0	0	0	0	0	0	0	0	0	0	0	0
Secretariat Training	TOTAL	2	0	0	0	0	0	0	0	0	0	0	0	0	2	0	2	6
Institute, Islamabad.	Islamabad	1	0	0	0	0	0	0	0	0	0	0	0	0	0	0	1	2
	Punjab	1	0	0	0	0	0	0	0	0	0	0	0	0	2	0	1	4
	Sindh R	0	0	0	0	0	0	0	0	0	0	0	0	0	0	0	0	0
	Sindh U	0	0	0	0	0	0	0	0	0	0	0	0	0	0	0	0	0
	KP	0	0	0	0	0	0	0	0	0	0	0	0	0	0	0	0	0
	Balochistan	0	0	0	0	0	0	0	0	0	0	0	0	0	0	0	0	0
	AJ&K	0	0	0	0	0	0	0	0	0	0	0	0	0	0	0	0	0
	GB	0	0	0	0	0	0	0	0	0	0	0	0	0	0	0	0	0
	FATA	0	0	0	0	0	0	0	0	0	0	0	0	0	0	0	0	0
Staff Welfare	TOTAL	5	2	2	0	0	0	1	0	1	0	38	0	0	14	0	4	67
Organization, Islamabad.	Islamabad	0	0	0	0	0	0	0	0	0	0	4	0	0	1	0	0	5
	Punjab	5	2	2	0	0	0	1	0	1	0	11	0	0	11	0	3	36
	Sindh R	0	0	0	0	0	0	0	0	0	0	3	0	0	0	0	0	3
	Sindh U	0	0	0	0	0	0	0	0	0	0	4	0	0	0	0	0	4
	KP	0	0	0	0	0	0	0	0	0	0	9	0	0	0	0	0	9
	Balochistan	0	0	0	0	0	0	0	0	0	0	7	0	0	2	0	1	10
	AJ&K	0	0	0	0	0	0	0	0	0	0	0	0	0	0	0	0	0
	GB	0	0	0	0	0	0	0	0	0	0	0	0	0	0	0	0	0
	FATA	0	0	0	0	0	0	0	0	0	0	0	0	0	0	0	0	0
11. Federal Education &	G. TOTAL	2	0	0	0	0	0	0	0	1	0	5	1	0	5	1	9	24
Professional Training	TOTAL	0	0	0	0	0	0	0	0	0	0	3	0	0	0	0	2	5
Division	Islamabad	0	0	0	0	0	0	0	0	0	0	1	0	0	0	0	0	1
Main, Islamabad.	Punjab	0	0	0	0	0	0	0	0	0	0	2	0	0	0	0	0	2
	Sindh R	0	0	0	0	0	0	0	0	0	0	0	0	0	0	0	1	1
	Sindh U	0	0	0	0	0	0	0	0	0	0	0	0	0	0	0	0	0
	KP	0	0	0	0	0	0	0	0	0	0	0	0	0	0	0	0	0
	Balochistan	0	0	0	0	0	0	0	0	0	0	0	0	0	0	0	0	0
	AJ&K	0	0	0	0	0	0	0	0	0	0	0	0	0	0	0	0	0
GB	0	0	0	0	0	0	0	0	0	0	0	0	0	0	0	0	0	
FATA	0	0	0	0	0	0	0	0	0	0	0	0	0	0	0	1	1	

TABLE-26																		
DOMICILE WISE ACTUAL STRENGTH OF FEMALE EMPLOYEES BY BASIC SCALE AND DIVISIONS / ATTACHED DEPARTMENTS / SUBORDINATE OFFICES																		
DIVISION/OFFICE	DOMICILE	BASIC SCALE 1 to 16																
		1	2	3	4	5	6	7	8	9	10	11	12	13	14	15	16	TOTAL
Academy of Educational Planning & Management, Islamabad.	TOTAL	0	0	0	0	0	0	0	0	0	0	0	0	0	1	0	0	1
	Islamabad	0	0	0	0	0	0	0	0	0	0	0	0	0	0	0	0	0
	Punjab	0	0	0	0	0	0	0	0	0	0	0	0	0	1	0	0	1
	Sindh R	0	0	0	0	0	0	0	0	0	0	0	0	0	0	0	0	0
	Sindh U	0	0	0	0	0	0	0	0	0	0	0	0	0	0	0	0	0
	KP	0	0	0	0	0	0	0	0	0	0	0	0	0	0	0	0	0
	Balochistan	0	0	0	0	0	0	0	0	0	0	0	0	0	0	0	0	0
	AJ&K	0	0	0	0	0	0	0	0	0	0	0	0	0	0	0	0	0
	GB	0	0	0	0	0	0	0	0	0	0	0	0	0	0	0	0	0
FATA	0	0	0	0	0	0	0	0	0	0	0	0	0	0	0	0	0	
National Institute of Science & Technical Education, Islamabad.	TOTAL	1	0	0	0	0	0	0	0	0	0	1	0	0	0	0	0	2
	Islamabad	0	0	0	0	0	0	0	0	0	0	0	0	0	0	0	0	0
	Punjab	1	0	0	0	0	0	0	0	0	0	0	0	0	0	0	0	1
	Sindh R	0	0	0	0	0	0	0	0	0	0	0	0	0	0	0	0	0
	Sindh U	0	0	0	0	0	0	0	0	0	0	1	0	0	0	0	0	1
	KP	0	0	0	0	0	0	0	0	0	0	0	0	0	0	0	0	0
	Balochistan	0	0	0	0	0	0	0	0	0	0	0	0	0	0	0	0	0
	AJ&K	0	0	0	0	0	0	0	0	0	0	0	0	0	0	0	0	0
	GB	0	0	0	0	0	0	0	0	0	0	0	0	0	0	0	0	0
FATA	0	0	0	0	0	0	0	0	0	0	0	0	0	0	0	0	0	
Directorate General of Basic Education Community Schools, Islamabad.	TOTAL	1	0	0	0	0	0	0	0	1	0	0	1	0	2	0	3	8
	Islamabad	0	0	0	0	0	0	0	0	1	0	0	0	0	2	0	2	5
	Punjab	0	0	0	0	0	0	0	0	0	0	0	0	0	0	0	1	1
	Sindh R	0	0	0	0	0	0	0	0	0	0	0	0	0	0	0	0	0
	Sindh U	1	0	0	0	0	0	0	0	0	0	0	0	0	0	0	0	1
	KP	0	0	0	0	0	0	0	0	0	0	0	0	0	0	0	0	0
	Balochistan	0	0	0	0	0	0	0	0	0	0	0	0	0	0	0	0	0
	AJ&K	0	0	0	0	0	0	0	0	0	0	0	0	0	0	0	0	0
	GB	0	0	0	0	0	0	0	0	0	0	0	1	0	0	0	0	1
FATA	0	0	0	0	0	0	0	0	0	0	0	0	0	0	0	0	0	
National Talent Pool, Islamabad	TOTAL	0	0	0	0	0	0	0	0	0	0	0	0	0	0	0	1	1
	Islamabad	0	0	0	0	0	0	0	0	0	0	0	0	0	0	0	0	0
	Punjab	0	0	0	0	0	0	0	0	0	0	0	0	0	0	0	1	1
	Sindh R	0	0	0	0	0	0	0	0	0	0	0	0	0	0	0	0	0
	Sindh U	0	0	0	0	0	0	0	0	0	0	0	0	0	0	0	0	0
	KP	0	0	0	0	0	0	0	0	0	0	0	0	0	0	0	0	0
	Balochistan	0	0	0	0	0	0	0	0	0	0	0	0	0	0	0	0	0
	AJ&K	0	0	0	0	0	0	0	0	0	0	0	0	0	0	0	0	0
	GB	0	0	0	0	0	0	0	0	0	0	0	0	0	0	0	0	0
FATA	0	0	0	0	0	0	0	0	0	0	0	0	0	0	0	0	0	

TABLE-26																				
DOMICILE WISE ACTUAL STRENGTH OF FEMALE EMPLOYEES BY BASIC SCALE AND DIVISIONS / ATTACHED DEPARTMENTS / SUBORDINATE OFFICES																				
DIVISION/OFFICE	DOMICILE	BASIC SCALE 1 to 16																		
		1	2	3	4	5	6	7	8	9	10	11	12	13	14	15	16	TOTAL		
National Training	TOTAL	0	0	0	0	0	0	0	0	0	0	0	0	1	0	0	2	0	2	5
Bureau, Islamabad	Islamabad	0	0	0	0	0	0	0	0	0	0	0	0	0	0	0	1	0	0	1
	Punjab	0	0	0	0	0	0	0	0	0	0	0	1	0	0	1	0	2	4	
	Sindh R	0	0	0	0	0	0	0	0	0	0	0	0	0	0	0	0	0	0	0
	Sindh U	0	0	0	0	0	0	0	0	0	0	0	0	0	0	0	0	0	0	0
	KP	0	0	0	0	0	0	0	0	0	0	0	0	0	0	0	0	0	0	0
	Balochistan	0	0	0	0	0	0	0	0	0	0	0	0	0	0	0	0	0	0	0
	AJ&K	0	0	0	0	0	0	0	0	0	0	0	0	0	0	0	0	0	0	0
	GB	0	0	0	0	0	0	0	0	0	0	0	0	0	0	0	0	0	0	0
	FATA	0	0	0	0	0	0	0	0	0	0	0	0	0	0	0	0	0	0	0
Pakistan Manpower	TOTAL	0	0	0	0	0	0	0	0	0	0	0	0	0	0	0	0	1	1	2
Institute, Islamabad.	Islamabad	0	0	0	0	0	0	0	0	0	0	0	0	0	0	0	0	0	0	0
	Punjab	0	0	0	0	0	0	0	0	0	0	0	0	0	0	0	1	1	2	
	Sindh R	0	0	0	0	0	0	0	0	0	0	0	0	0	0	0	0	0	0	0
	Sindh U	0	0	0	0	0	0	0	0	0	0	0	0	0	0	0	0	0	0	0
	KP	0	0	0	0	0	0	0	0	0	0	0	0	0	0	0	0	0	0	0
	Balochistan	0	0	0	0	0	0	0	0	0	0	0	0	0	0	0	0	0	0	0
	AJ&K	0	0	0	0	0	0	0	0	0	0	0	0	0	0	0	0	0	0	0
	GB	0	0	0	0	0	0	0	0	0	0	0	0	0	0	0	0	0	0	0
	FATA	0	0	0	0	0	0	0	0	0	0	0	0	0	0	0	0	0	0	0
Pakistan National	TOTAL	0	0	0	0	0	0	0	0	0	0	0	0	0	0	0	0	0	0	0
Commission for UNESCO,	Islamabad	0	0	0	0	0	0	0	0	0	0	0	0	0	0	0	0	0	0	0
Islamabad.	Punjab	0	0	0	0	0	0	0	0	0	0	0	0	0	0	0	0	0	0	0
	Sindh R	0	0	0	0	0	0	0	0	0	0	0	0	0	0	0	0	0	0	0
	Sindh U	0	0	0	0	0	0	0	0	0	0	0	0	0	0	0	0	0	0	0
	KP	0	0	0	0	0	0	0	0	0	0	0	0	0	0	0	0	0	0	0
	Balochistan	0	0	0	0	0	0	0	0	0	0	0	0	0	0	0	0	0	0	0
	AJ&K	0	0	0	0	0	0	0	0	0	0	0	0	0	0	0	0	0	0	0
	GB	0	0	0	0	0	0	0	0	0	0	0	0	0	0	0	0	0	0	0
	FATA	0	0	0	0	0	0	0	0	0	0	0	0	0	0	0	0	0	0	0
12. Finance Division	G. TOTAL	43	16	1	2	3	2	2	0	25	0	219	3	0	52	4	291	663		
Main, Islamabad.	TOTAL	4	0	0	0	0	0	0	0	2	0	1	0	0	2	1	20	30		
	Islamabad	4	0	0	0	0	0	0	0	1	0	0	0	0	0	1	0	6		
	Punjab	0	0	0	0	0	0	0	0	1	0	0	0	0	2	0	20	23		
	Sindh R	0	0	0	0	0	0	0	0	0	0	1	0	0	0	0	0	1		
	Sindh U	0	0	0	0	0	0	0	0	0	0	0	0	0	0	0	0	0		
	KP	0	0	0	0	0	0	0	0	0	0	0	0	0	0	0	0	0		
	Balochistan	0	0	0	0	0	0	0	0	0	0	0	0	0	0	0	0	0		
	AJ&K	0	0	0	0	0	0	0	0	0	0	0	0	0	0	0	0	0		
	GB	0	0	0	0	0	0	0	0	0	0	0	0	0	0	0	0	0		
FATA	0	0	0	0	0	0	0	0	0	0	0	0	0	0	0	0	0			

TABLE-26																		
DOMICILE WISE ACTUAL STRENGTH OF FEMALE EMPLOYEES BY BASIC SCALE AND DIVISIONS / ATTACHED DEPARTMENTS / SUBORDINATE OFFICES																		
DIVISION/OFFICE	DOMICILE	BASIC SCALE 1 to 16																
		1	2	3	4	5	6	7	8	9	10	11	12	13	14	15	16	TOTAL
Finance (Military),	TOTAL	0	0	0	0	0	0	0	0	0	0	1	0	0	0	0	2	3
Rawalpindi.	Islamabad	0	0	0	0	0	0	0	0	0	0	0	0	0	0	0	0	0
	Punjab	0	0	0	0	0	0	0	0	0	0	1	0	0	0	0	2	3
	Sindh R	0	0	0	0	0	0	0	0	0	0	0	0	0	0	0	0	0
	Sindh U	0	0	0	0	0	0	0	0	0	0	0	0	0	0	0	0	0
	KP	0	0	0	0	0	0	0	0	0	0	0	0	0	0	0	0	0
	Balochistan	0	0	0	0	0	0	0	0	0	0	0	0	0	0	0	0	0
	AJ&K	0	0	0	0	0	0	0	0	0	0	0	0	0	0	0	0	0
	GB	0	0	0	0	0	0	0	0	0	0	0	0	0	0	0	0	0
	FATA	0	0	0	0	0	0	0	0	0	0	0	0	0	0	0	0	0
Central Directorate of	TOTAL	30	0	0	0	0	0	0	0	10	0	143	1	0	36	0	5	225
National Savings,	Islamabad	4	0	0	0	0	0	0	0	1	0	5	0	0	1	0	2	13
Islamabad.	Punjab	23	0	0	0	0	0	0	0	8	0	86	1	0	24	0	2	144
	Sindh R	1	0	0	0	0	0	0	0	0	0	7	0	0	0	0	0	8
	Sindh U	1	0	0	0	0	0	0	0	1	0	20	0	0	4	0	1	27
	KP	1	0	0	0	0	0	0	0	0	0	12	0	0	3	0	0	16
	Balochistan	0	0	0	0	0	0	0	0	0	0	9	0	0	3	0	0	12
	AJ&K	0	0	0	0	0	0	0	0	0	0	2	0	0	1	0	0	3
	GB	0	0	0	0	0	0	0	0	0	0	2	0	0	0	0	0	2
	FATA	0	0	0	0	0	0	0	0	0	0	0	0	0	0	0	0	0
Controller General of	TOTAL	6	5	1	0	0	0	2	0	3	0	46	2	0	6	3	209	283
Accounts, HQ, Islamabad.	Islamabad	0	0	0	0	0	0	0	0	0	0	2	0	0	0	0	2	4
	Punjab	6	1	1	0	0	0	0	0	2	0	17	2	0	6	3	124	162
	Sindh R	0	1	0	0	0	0	0	0	0	0	5	0	0	0	0	7	13
	Sindh U	0	2	0	0	0	0	0	0	1	0	9	0	0	0	0	52	64
	KP	0	0	0	0	0	0	2	0	0	0	5	0	0	0	0	19	26
	Balochistan	0	1	0	0	0	0	0	0	0	0	8	0	0	0	0	5	14
	AJ&K	0	0	0	0	0	0	0	0	0	0	0	0	0	0	0	0	0
	GB	0	0	0	0	0	0	0	0	0	0	0	0	0	0	0	0	0
	FATA	0	0	0	0	0	0	0	0	0	0	0	0	0	0	0	0	0
Federal Treasury Office,	TOTAL	0	0	0	0	0	0	0	0	0	0	0	0	0	4	0	0	4
Islamabad.	Islamabad	0	0	0	0	0	0	0	0	0	0	0	0	0	0	0	0	0
	Punjab	0	0	0	0	0	0	0	0	0	0	0	0	0	3	0	0	3
	Sindh R	0	0	0	0	0	0	0	0	0	0	0	0	0	0	0	0	0
	Sindh U	0	0	0	0	0	0	0	0	0	0	0	0	0	1	0	0	1
	KP	0	0	0	0	0	0	0	0	0	0	0	0	0	0	0	0	0
	Balochistan	0	0	0	0	0	0	0	0	0	0	0	0	0	0	0	0	0
	AJ&K	0	0	0	0	0	0	0	0	0	0	0	0	0	0	0	0	0
	GB	0	0	0	0	0	0	0	0	0	0	0	0	0	0	0	0	0
	FATA	0	0	0	0	0	0	0	0	0	0	0	0	0	0	0	0	0

TABLE-26																		
DOMICILE WISE ACTUAL STRENGTH OF FEMALE EMPLOYEES BY BASIC SCALE AND DIVISIONS / ATTACHED DEPARTMENTS / SUBORDINATE OFFICES																		
DIVISION/OFFICE	DOMICILE	BASIC SCALE 1 to 16																
		1	2	3	4	5	6	7	8	9	10	11	12	13	14	15	16	TOTAL
Office of the Auditor	TOTAL	0	11	0	2	0	0	0	0	0	0	27	0	0	4	0	55	99
General of Pakistan, HQ.	Islamabad	0	0	0	0	0	0	0	0	0	0	0	0	0	0	0	0	0
Islamabad.	Punjab	0	7	0	0	0	0	0	0	0	0	16	0	0	3	0	37	63
	Sindh R	0	0	0	0	0	0	0	0	0	0	3	0	0	0	0	1	4
	Sindh U	0	2	0	2	0	0	0	0	0	0	2	0	0	1	0	15	22
	KP	0	0	0	0	0	0	0	0	0	0	3	0	0	0	0	1	4
	Balochistan	0	1	0	0	0	0	0	0	0	0	3	0	0	0	0	1	5
	AJ&K	0	0	0	0	0	0	0	0	0	0	0	0	0	0	0	0	0
	GB	0	1	0	0	0	0	0	0	0	0	0	0	0	0	0	0	1
	FATA	0	0	0	0	0	0	0	0	0	0	0	0	0	0	0	0	0
	Pakistan Mint, Lahore.	TOTAL	3	0	0	0	3	2	0	0	10	0	1	0	0	0	0	0
Pakistan Mint, Lahore.	Islamabad	0	0	0	0	0	0	0	0	0	0	0	0	0	0	0	0	0
	Punjab	3	0	0	0	3	2	0	0	9	0	0	0	0	0	0	0	17
	Sindh R	0	0	0	0	0	0	0	0	0	0	0	0	0	0	0	0	0
	Sindh U	0	0	0	0	0	0	0	0	0	0	0	0	0	0	0	0	0
	KP	0	0	0	0	0	0	0	0	1	0	1	0	0	0	0	0	2
	Balochistan	0	0	0	0	0	0	0	0	0	0	0	0	0	0	0	0	0
	AJ&K	0	0	0	0	0	0	0	0	0	0	0	0	0	0	0	0	0
	GB	0	0	0	0	0	0	0	0	0	0	0	0	0	0	0	0	0
	FATA	0	0	0	0	0	0	0	0	0	0	0	0	0	0	0	0	0
13. Foreign Affairs	TOTAL	18	0	2	0	0	0	11	0	7	0	1	0	0	27	2	3	71
Division	Islamabad	0	0	0	0	0	0	0	0	0	0	0	0	0	0	0	0	0
Main, (Including Pakistan	Punjab	15	0	2	0	0	0	8	0	4	0	1	0	0	20	1	3	54
Missions Abroad),	Sindh R	0	0	0	0	0	0	1	0	0	0	0	0	1	1	0	3	
Islamabad.	Sindh U	0	0	0	0	0	0	1	0	2	0	0	0	1	0	0	4	
	KP	2	0	0	0	0	0	0	0	1	0	0	0	3	0	0	6	
	Balochistan	0	0	0	0	0	0	0	0	0	0	0	0	1	0	0	1	
	AJ&K	1	0	0	0	0	0	0	0	0	0	0	0	0	0	0	1	
	GB	0	0	0	0	0	0	0	0	0	0	0	0	0	0	0	0	
FATA	0	0	0	0	0	0	1	0	0	0	0	0	0	1	0	0	2	
14. Housing & Works	G. TOTAL	11	0	0	0	0	0	12	0	1	0	1	1	0	7	4	1	38
Division	TOTAL	0	0	0	0	0	0	0	0	0	0	0	0	3	3	0	6	
Main, Islamabad.	Islamabad	0	0	0	0	0	0	0	0	0	0	0	0	0	0	0	0	
	Punjab	0	0	0	0	0	0	0	0	0	0	0	0	1	2	0	3	
	Sindh R	0	0	0	0	0	0	0	0	0	0	0	0	0	0	0	0	
	Sindh U	0	0	0	0	0	0	0	0	0	0	0	0	0	0	0	0	
	KP	0	0	0	0	0	0	0	0	0	0	0	0	2	0	0	2	
	Balochistan	0	0	0	0	0	0	0	0	0	0	0	0	0	0	0	0	
	AJ&K	0	0	0	0	0	0	0	0	0	0	0	0	0	0	0	0	
	GB	0	0	0	0	0	0	0	0	0	0	0	0	0	0	1	0	1
	FATA	0	0	0	0	0	0	0	0	0	0	0	0	0	0	0	0	

TABLE-26																		
DOMICILE WISE ACTUAL STRENGTH OF FEMALE EMPLOYEES BY BASIC SCALE AND DIVISIONS / ATTACHED DEPARTMENTS / SUBORDINATE OFFICES																		
DIVISION/OFFICE	DOMICILE	BASIC SCALE 1 to 16																
		1	2	3	4	5	6	7	8	9	10	11	12	13	14	15	16	TOTAL
Estate Office, Islamabad.	TOTAL	1	0	0	0	0	0	6	0	0	0	0	1	0	2	0	0	10
	Islamabad	0	0	0	0	0	0	0	0	0	0	0	0	0	0	0	0	0
	Punjab	0	0	0	0	0	0	2	0	0	0	0	0	0	0	0	0	2
	Sindh R	0	0	0	0	0	0	0	0	0	0	0	1	0	0	0	0	1
	Sindh U	1	0	0	0	0	0	4	0	0	0	0	0	0	0	0	0	5
	KP	0	0	0	0	0	0	0	0	0	0	0	0	0	1	0	0	1
	Balochistan	0	0	0	0	0	0	0	0	0	0	0	0	0	1	0	0	1
	AJ&K	0	0	0	0	0	0	0	0	0	0	0	0	0	0	0	0	0
	GB	0	0	0	0	0	0	0	0	0	0	0	0	0	0	0	0	0
	FATA	0	0	0	0	0	0	0	0	0	0	0	0	0	0	0	0	0
National Housing Authority, Islamabad.	TOTAL	0	0	0	0	0	0	0	0	0	0	0	0	0	0	0	0	0
Islamabad	0	0	0	0	0	0	0	0	0	0	0	0	0	0	0	0	0	0
Punjab	0	0	0	0	0	0	0	0	0	0	0	0	0	0	0	0	0	0
Sindh R	0	0	0	0	0	0	0	0	0	0	0	0	0	0	0	0	0	0
Sindh U	0	0	0	0	0	0	0	0	0	0	0	0	0	0	0	0	0	0
KP	0	0	0	0	0	0	0	0	0	0	0	0	0	0	0	0	0	0
Balochistan	0	0	0	0	0	0	0	0	0	0	0	0	0	0	0	0	0	0
AJ&K	0	0	0	0	0	0	0	0	0	0	0	0	0	0	0	0	0	0
GB	0	0	0	0	0	0	0	0	0	0	0	0	0	0	0	0	0	0
FATA	0	0	0	0	0	0	0	0	0	0	0	0	0	0	0	0	0	0
Pakistan Public Works Department, HQ, Islamabad.	TOTAL	10	0	0	0	0	0	6	0	1	0	1	0	0	2	1	1	22
Islamabad	0	0	0	0	0	0	0	0	0	0	0	0	0	0	0	0	0	0
Punjab	0	0	0	0	0	0	0	0	0	0	0	0	0	0	1	1	1	2
Sindh R	7	0	0	0	0	0	6	0	1	0	1	0	0	1	0	0	16	
Sindh U	3	0	0	0	0	0	0	0	0	0	0	0	0	0	0	0	3	
KP	0	0	0	0	0	0	0	0	0	0	0	0	0	0	0	0	0	0
Balochistan	0	0	0	0	0	0	0	0	0	0	0	0	0	1	0	0	1	
AJ&K	0	0	0	0	0	0	0	0	0	0	0	0	0	0	0	0	0	0
GB	0	0	0	0	0	0	0	0	0	0	0	0	0	0	0	0	0	0
FATA	0	0	0	0	0	0	0	0	0	0	0	0	0	0	0	0	0	0
15. Human Rights Division	G. TOTAL	9	5	0	0	0	0	1	1	0	1	2	0	0	2	1	7	29
Main, Islamabad.	TOTAL	9	0	0	0	0	0	0	1	0	1	2	0	0	2	1	6	22
Islamabad	2	0	0	0	0	0	0	0	0	0	0	0	0	1	0	2	5	
Punjab	6	0	0	0	0	0	0	0	0	0	1	0	0	1	0	3	11	
Sindh R	0	0	0	0	0	0	0	1	0	0	0	0	0	0	0	0	1	
Sindh U	0	0	0	0	0	0	0	0	0	0	0	0	0	0	1	1	2	
KP	1	0	0	0	0	0	0	0	0	0	0	0	0	0	0	0	1	
Balochistan	0	0	0	0	0	0	0	0	0	0	0	0	0	0	0	0	0	0
AJ&K	0	0	0	0	0	0	0	0	0	0	1	0	0	0	0	0	1	
GB	0	0	0	0	0	0	0	0	0	1	0	0	0	0	0	0	1	
FATA	0	0	0	0	0	0	0	0	0	0	0	0	0	0	0	0	0	0

TABLE-26																		
DOMICILE WISE ACTUAL STRENGTH OF FEMALE EMPLOYEES BY BASIC SCALE AND DIVISIONS / ATTACHED DEPARTMENTS / SUBORDINATE OFFICES																		
DIVISION/OFFICE	DOMICILE	BASIC SCALE 1 to 16																
		1	2	3	4	5	6	7	8	9	10	11	12	13	14	15	16	TOTAL
Implementation of	TOTAL	0	0	0	0	0	0	0	0	0	0	0	0	0	0	0	0	0
National Plan of Action	Islamabad	0	0	0	0	0	0	0	0	0	0	0	0	0	0	0	0	0
for Children, Islamabad.	Punjab	0	0	0	0	0	0	0	0	0	0	0	0	0	0	0	0	0
	Sindh R	0	0	0	0	0	0	0	0	0	0	0	0	0	0	0	0	0
	Sindh U	0	0	0	0	0	0	0	0	0	0	0	0	0	0	0	0	0
	KP	0	0	0	0	0	0	0	0	0	0	0	0	0	0	0	0	0
	Balochistan	0	0	0	0	0	0	0	0	0	0	0	0	0	0	0	0	0
	AJ&K	0	0	0	0	0	0	0	0	0	0	0	0	0	0	0	0	0
	GB	0	0	0	0	0	0	0	0	0	0	0	0	0	0	0	0	0
	FATA	0	0	0	0	0	0	0	0	0	0	0	0	0	0	0	0	0
National Commission	TOTAL	0	0	0	0	0	0	0	0	0	0	0	0	0	0	0	0	0
for the Child Welfare &	Islamabad	0	0	0	0	0	0	0	0	0	0	0	0	0	0	0	0	0
Development, Islamabad.	Punjab	0	0	0	0	0	0	0	0	0	0	0	0	0	0	0	0	0
	Sindh R	0	0	0	0	0	0	0	0	0	0	0	0	0	0	0	0	0
	Sindh U	0	0	0	0	0	0	0	0	0	0	0	0	0	0	0	0	0
	KP	0	0	0	0	0	0	0	0	0	0	0	0	0	0	0	0	0
	Balochistan	0	0	0	0	0	0	0	0	0	0	0	0	0	0	0	0	0
	AJ&K	0	0	0	0	0	0	0	0	0	0	0	0	0	0	0	0	0
	GB	0	0	0	0	0	0	0	0	0	0	0	0	0	0	0	0	0
	FATA	0	0	0	0	0	0	0	0	0	0	0	0	0	0	0	0	0
National Child Protection	TOTAL	0	0	0	0	0	0	0	0	0	0	0	0	0	0	0	0	1
Centre (NCPC)	Islamabad	0	0	0	0	0	0	0	0	0	0	0	0	0	0	0	0	1
Islamabad.	Punjab	0	0	0	0	0	0	0	0	0	0	0	0	0	0	0	0	0
	Sindh R	0	0	0	0	0	0	0	0	0	0	0	0	0	0	0	0	0
	Sindh U	0	0	0	0	0	0	0	0	0	0	0	0	0	0	0	0	0
	KP	0	0	0	0	0	0	0	0	0	0	0	0	0	0	0	0	0
	Balochistan	0	0	0	0	0	0	0	0	0	0	0	0	0	0	0	0	0
	AJ&K	0	0	0	0	0	0	0	0	0	0	0	0	0	0	0	0	0
	GB	0	0	0	0	0	0	0	0	0	0	0	0	0	0	0	0	0
	FATA	0	0	0	0	0	0	0	0	0	0	0	0	0	0	0	0	0
Shaheed Benazir Bhutto	TOTAL	0	5	0	0	0	0	1	0	0	0	0	0	0	0	0	0	6
Centre for Women,	Islamabad	0	1	0	0	0	0	0	0	0	0	0	0	0	0	0	0	1
Islamabad.	Punjab	0	4	0	0	0	0	0	0	0	0	0	0	0	0	0	0	4
	Sindh R	0	0	0	0	0	0	0	0	0	0	0	0	0	0	0	0	0
	Sindh U	0	0	0	0	0	0	0	0	0	0	0	0	0	0	0	0	0
	KP	0	0	0	0	0	0	1	0	0	0	0	0	0	0	0	0	1
	Balochistan	0	0	0	0	0	0	0	0	0	0	0	0	0	0	0	0	0
	AJ&K	0	0	0	0	0	0	0	0	0	0	0	0	0	0	0	0	0
	GB	0	0	0	0	0	0	0	0	0	0	0	0	0	0	0	0	0
	FATA	0	0	0	0	0	0	0	0	0	0	0	0	0	0	0	0	0

TABLE-26																			
DOMICILE WISE ACTUAL STRENGTH OF FEMALE EMPLOYEES BY BASIC SCALE AND DIVISIONS / ATTACHED DEPARTMENTS / SUBORDINATE OFFICES																			
DIVISION/OFFICE	DOMICILE	BASIC SCALE 1 to 16																	
		1	2	3	4	5	6	7	8	9	10	11	12	13	14	15	16	TOTAL	
16. Industries & Production	G. TOTAL	2	0	0	0	0	0	0	0	1	0	2	0	0	3	9	3	20	
	Division	TOTAL	2	0	0	0	0	0	0	0	1	0	2	0	0	3	9	3	20
Main, Islamabad.	Islamabad	2	0	0	0	0	0	0	0	0	0	2	0	0	0	3	1	8	
	Punjab	0	0	0	0	0	0	0	0	0	0	0	0	0	3	4	1	8	
	Sindh R	0	0	0	0	0	0	0	0	0	0	0	0	0	0	0	0	0	
	Sindh U	0	0	0	0	0	0	0	0	0	0	0	0	0	0	0	0	0	
	KP	0	0	0	0	0	0	0	0	0	1	0	0	0	0	0	1	0	2
	Balochistan	0	0	0	0	0	0	0	0	0	0	0	0	0	0	0	1	1	2
	AJ&K	0	0	0	0	0	0	0	0	0	0	0	0	0	0	0	0	0	0
	GB	0	0	0	0	0	0	0	0	0	0	0	0	0	0	0	0	0	0
	FATA	0	0	0	0	0	0	0	0	0	0	0	0	0	0	0	0	0	0
	Department of	TOTAL	0	0	0	0	0	0	0	0	0	0	0	0	0	0	0	0	0
Explosives, HQ,	Islamabad	0	0	0	0	0	0	0	0	0	0	0	0	0	0	0	0	0	
Rawalpindi.	Punjab	0	0	0	0	0	0	0	0	0	0	0	0	0	0	0	0	0	
	Sindh R	0	0	0	0	0	0	0	0	0	0	0	0	0	0	0	0	0	
	Sindh U	0	0	0	0	0	0	0	0	0	0	0	0	0	0	0	0	0	
	KP	0	0	0	0	0	0	0	0	0	0	0	0	0	0	0	0	0	0
	Balochistan	0	0	0	0	0	0	0	0	0	0	0	0	0	0	0	0	0	0
	AJ&K	0	0	0	0	0	0	0	0	0	0	0	0	0	0	0	0	0	0
	GB	0	0	0	0	0	0	0	0	0	0	0	0	0	0	0	0	0	0
	FATA	0	0	0	0	0	0	0	0	0	0	0	0	0	0	0	0	0	0
	17. Information &	G. TOTAL	5	0	0	0	2	0	2	0	9	0	9	0	1	3	0	22	53
	Broadcasting Division	TOTAL	1	0	0	0	0	0	0	0	2	0	1	0	0	0	0	4	8
Main, Islamabad.	Islamabad	0	0	0	0	0	0	0	0	0	0	0	0	0	0	0	0	0	
	Punjab	1	0	0	0	0	0	0	0	2	0	0	0	0	0	0	3	6	
	Sindh R	0	0	0	0	0	0	0	0	0	0	0	0	0	0	0	1	1	
	Sindh U	0	0	0	0	0	0	0	0	0	0	1	0	0	0	0	0	1	
	KP	0	0	0	0	0	0	0	0	0	0	0	0	0	0	0	0	0	
	Balochistan	0	0	0	0	0	0	0	0	0	0	0	0	0	0	0	0	0	
	AJ&K	0	0	0	0	0	0	0	0	0	0	0	0	0	0	0	0	0	
	GB	0	0	0	0	0	0	0	0	0	0	0	0	0	0	0	0	0	
	FATA	0	0	0	0	0	0	0	0	0	0	0	0	0	0	0	0	0	
	Audit Bureau of Circulation,	TOTAL	0	0	0	0	0	0	0	0	0	0	0	0	0	0	0	1	1
Islamabad.	Islamabad	0	0	0	0	0	0	0	0	0	0	0	0	0	0	0	0	0	
	Punjab	0	0	0	0	0	0	0	0	0	0	0	0	0	0	0	1	1	
	Sindh R	0	0	0	0	0	0	0	0	0	0	0	0	0	0	0	0	0	
	Sindh U	0	0	0	0	0	0	0	0	0	0	0	0	0	0	0	0	0	
	KP	0	0	0	0	0	0	0	0	0	0	0	0	0	0	0	0	0	
	Balochistan	0	0	0	0	0	0	0	0	0	0	0	0	0	0	0	0	0	
	AJ&K	0	0	0	0	0	0	0	0	0	0	0	0	0	0	0	0	0	
	GB	0	0	0	0	0	0	0	0	0	0	0	0	0	0	0	0	0	
	FATA	0	0	0	0	0	0	0	0	0	0	0	0	0	0	0	0	0	

TABLE-26																		
DOMICILE WISE ACTUAL STRENGTH OF FEMALE EMPLOYEES BY BASIC SCALE AND DIVISIONS / ATTACHED DEPARTMENTS / SUBORDINATE OFFICES																		
DIVISION/OFFICE	DOMICILE	BASIC SCALE 1 to 16																
		1	2	3	4	5	6	7	8	9	10	11	12	13	14	15	16	TOTAL
Central Board of Film	TOTAL	0	0	0	0	0	0	0	0	0	0	0	0	0	0	0	0	0
Censors, Islamabad.	Islamabad	0	0	0	0	0	0	0	0	0	0	0	0	0	0	0	0	0
	Punjab	0	0	0	0	0	0	0	0	0	0	0	0	0	0	0	0	0
	Sindh R	0	0	0	0	0	0	0	0	0	0	0	0	0	0	0	0	0
	Sindh U	0	0	0	0	0	0	0	0	0	0	0	0	0	0	0	0	0
	KP	0	0	0	0	0	0	0	0	0	0	0	0	0	0	0	0	0
	Balochistan	0	0	0	0	0	0	0	0	0	0	0	0	0	0	0	0	0
	AJ&K	0	0	0	0	0	0	0	0	0	0	0	0	0	0	0	0	0
	GB	0	0	0	0	0	0	0	0	0	0	0	0	0	0	0	0	0
	FATA	0	0	0	0	0	0	0	0	0	0	0	0	0	0	0	0	0
Directorate of Electronic	TOTAL	1	0	0	0	1	0	2	0	2	0	2	0	1	1	0	6	16
Media and Publications,	Islamabad	0	0	0	0	0	0	0	0	0	0	0	0	1	0	0	0	1
Islamabad.	Punjab	1	0	0	0	0	0	2	0	2	0	0	0	1	0	6	12	12
	Sindh R	0	0	0	0	0	0	0	0	0	0	0	0	0	0	0	0	0
	Sindh U	0	0	0	0	0	0	0	0	0	0	2	0	0	0	0	0	2
	KP	0	0	0	0	1	0	0	0	0	0	0	0	0	0	0	0	1
	Balochistan	0	0	0	0	0	0	0	0	0	0	0	0	0	0	0	0	0
	AJ&K	0	0	0	0	0	0	0	0	0	0	0	0	0	0	0	0	0
	GB	0	0	0	0	0	0	0	0	0	0	0	0	0	0	0	0	0
	FATA	0	0	0	0	0	0	0	0	0	0	0	0	0	0	0	0	0
Federal Land	TOTAL	1	0	0	0	0	0	0	0	0	0	1	0	0	1	0	2	5
Commission, Islamabad.	Islamabad	0	0	0	0	0	0	0	0	0	0	0	0	0	0	0	0	0
	Punjab	1	0	0	0	0	0	0	0	0	0	1	0	0	1	0	1	4
	Sindh R	0	0	0	0	0	0	0	0	0	0	0	0	0	0	0	0	0
	Sindh U	0	0	0	0	0	0	0	0	0	0	0	0	0	0	0	0	0
	KP	0	0	0	0	0	0	0	0	0	0	0	0	0	0	0	1	1
	Balochistan	0	0	0	0	0	0	0	0	0	0	0	0	0	0	0	0	0
	AJ&K	0	0	0	0	0	0	0	0	0	0	0	0	0	0	0	0	0
	GB	0	0	0	0	0	0	0	0	0	0	0	0	0	0	0	0	0
	FATA	0	0	0	0	0	0	0	0	0	0	0	0	0	0	0	0	0
Implementation Tribunal	TOTAL	0	0	0	0	0	0	0	0	0	0	0	0	0	0	0	2	2
For Newspaper	Islamabad	0	0	0	0	0	0	0	0	0	0	0	0	0	0	0	1	1
Employees,	Punjab	0	0	0	0	0	0	0	0	0	0	0	0	0	0	0	1	1
Islamabad.	Sindh R	0	0	0	0	0	0	0	0	0	0	0	0	0	0	0	0	0
	Sindh U	0	0	0	0	0	0	0	0	0	0	0	0	0	0	0	0	0
	KP	0	0	0	0	0	0	0	0	0	0	0	0	0	0	0	0	0
	Balochistan	0	0	0	0	0	0	0	0	0	0	0	0	0	0	0	0	0
	AJ&K	0	0	0	0	0	0	0	0	0	0	0	0	0	0	0	0	0
	GB	0	0	0	0	0	0	0	0	0	0	0	0	0	0	0	0	0
	FATA	0	0	0	0	0	0	0	0	0	0	0	0	0	0	0	0	0

TABLE-26																		
DOMICILE WISE ACTUAL STRENGTH OF FEMALE EMPLOYEES BY BASIC SCALE AND DIVISIONS / ATTACHED DEPARTMENTS / SUBORDINATE OFFICES																		
DIVISION/OFFICE	DOMICILE	BASIC SCALE 1 to 16																
		1	2	3	4	5	6	7	8	9	10	11	12	13	14	15	16	TOTAL
Information Service	TOTAL	0	0	0	0	0	0	0	0	0	0	0	0	0	0	0	0	0
Academy, Islamabad.	Islamabad	0	0	0	0	0	0	0	0	0	0	0	0	0	0	0	0	0
	Punjab	0	0	0	0	0	0	0	0	0	0	0	0	0	0	0	0	0
	Sindh R	0	0	0	0	0	0	0	0	0	0	0	0	0	0	0	0	0
	Sindh U	0	0	0	0	0	0	0	0	0	0	0	0	0	0	0	0	0
	KP	0	0	0	0	0	0	0	0	0	0	0	0	0	0	0	0	0
	Balochistan	0	0	0	0	0	0	0	0	0	0	0	0	0	0	0	0	0
	AJ&K	0	0	0	0	0	0	0	0	0	0	0	0	0	0	0	0	0
	GB	0	0	0	0	0	0	0	0	0	0	0	0	0	0	0	0	0
	FATA	0	0	0	0	0	0	0	0	0	0	0	0	0	0	0	0	0
Press Information	TOTAL	2	0	0	0	1	0	0	0	5	0	5	0	0	1	0	7	21
Department, Islamabad.	Islamabad	1	0	0	0	1	0	0	0	2	0	1	0	0	0	0	1	6
	Punjab	1	0	0	0	0	0	0	0	1	0	4	0	0	0	0	6	12
	Sindh R	0	0	0	0	0	0	0	0	1	0	0	0	0	1	0	0	2
	Sindh U	0	0	0	0	0	0	0	0	0	0	0	0	0	0	0	0	0
	KP	0	0	0	0	0	0	0	0	1	0	0	0	0	0	0	0	1
	Balochistan	0	0	0	0	0	0	0	0	0	0	0	0	0	0	0	0	0
	AJ&K	0	0	0	0	0	0	0	0	0	0	0	0	0	0	0	0	0
	GB	0	0	0	0	0	0	0	0	0	0	0	0	0	0	0	0	0
	FATA	0	0	0	0	0	0	0	0	0	0	0	0	0	0	0	0	0
Office of the Press	TOTAL	0	0	0	0	0	0	0	0	0	0	0	0	0	0	0	0	0
Registrar, Islamabad.	Islamabad	0	0	0	0	0	0	0	0	0	0	0	0	0	0	0	0	0
	Punjab	0	0	0	0	0	0	0	0	0	0	0	0	0	0	0	0	0
	Sindh R	0	0	0	0	0	0	0	0	0	0	0	0	0	0	0	0	0
	Sindh U	0	0	0	0	0	0	0	0	0	0	0	0	0	0	0	0	0
	KP	0	0	0	0	0	0	0	0	0	0	0	0	0	0	0	0	0
	Balochistan	0	0	0	0	0	0	0	0	0	0	0	0	0	0	0	0	0
	AJ&K	0	0	0	0	0	0	0	0	0	0	0	0	0	0	0	0	0
	GB	0	0	0	0	0	0	0	0	0	0	0	0	0	0	0	0	0
	FATA	0	0	0	0	0	0	0	0	0	0	0	0	0	0	0	0	0
18. Information Technology	G. TOTAL	2	0	0	0	0	0	0	0	1	0	0	1	0	1	2	0	7
and Telecommunications	TOTAL	2	0	0	0	0	0	0	0	1	0	0	1	0	1	2	0	7
Division	Islamabad	0	0	0	0	0	0	0	0	0	0	0	0	0	0	0	0	0
Main, Islamabad.	Punjab	2	0	0	0	0	0	0	0	0	0	0	0	0	1	2	0	5
	Sindh R	0	0	0	0	0	0	0	0	0	0	0	0	0	0	0	0	0
	Sindh U	0	0	0	0	0	0	0	0	0	0	0	0	0	0	0	0	0
	KP	0	0	0	0	0	0	0	0	0	0	0	1	0	0	0	0	1
	Balochistan	0	0	0	0	0	0	0	0	1	0	0	0	0	0	0	0	1
	AJ&K	0	0	0	0	0	0	0	0	0	0	0	0	0	0	0	0	0
	GB	0	0	0	0	0	0	0	0	0	0	0	0	0	0	0	0	0
	FATA	0	0	0	0	0	0	0	0	0	0	0	0	0	0	0	0	0

TABLE-26																		
DOMICILE WISE ACTUAL STRENGTH OF FEMALE EMPLOYEES BY BASIC SCALE AND DIVISIONS / ATTACHED DEPARTMENTS / SUBORDINATE OFFICES																		
DIVISION/OFFICE	DOMICILE	BASIC SCALE 1 to 16																
		1	2	3	4	5	6	7	8	9	10	11	12	13	14	15	16	TOTAL
National Information	TOTAL	0	0	0	0	0	0	0	0	0	0	0	0	0	0	0	0	0
Technology Board, Islamabad.	Islamabad	0	0	0	0	0	0	0	0	0	0	0	0	0	0	0	0	0
	Punjab	0	0	0	0	0	0	0	0	0	0	0	0	0	0	0	0	0
	Sindh R	0	0	0	0	0	0	0	0	0	0	0	0	0	0	0	0	0
	Sindh U	0	0	0	0	0	0	0	0	0	0	0	0	0	0	0	0	0
	KP	0	0	0	0	0	0	0	0	0	0	0	0	0	0	0	0	0
	Balochistan	0	0	0	0	0	0	0	0	0	0	0	0	0	0	0	0	0
	AJ&K	0	0	0	0	0	0	0	0	0	0	0	0	0	0	0	0	0
	GB	0	0	0	0	0	0	0	0	0	0	0	0	0	0	0	0	0
	FATA	0	0	0	0	0	0	0	0	0	0	0	0	0	0	0	0	0
19. Inter Provincial	G. TOTAL	2	1	0	0	0	0	0	0	4	0	1	0	0	1	0	6	15
Coordination Division, Main, Islamabad.	TOTAL	2	1	0	0	0	0	0	0	1	0	0	0	0	1	0	4	9
	Islamabad	0	0	0	0	0	0	0	0	0	0	0	0	0	0	0	1	1
	Punjab	2	1	0	0	0	0	0	0	0	0	0	0	0	1	0	2	6
	Sindh R	0	0	0	0	0	0	0	0	0	0	0	0	0	0	0	0	0
	Sindh U	0	0	0	0	0	0	0	0	0	0	0	0	0	0	0	0	0
	KP	0	0	0	0	0	0	0	0	0	0	0	0	0	0	0	1	1
	Balochistan	0	0	0	0	0	0	0	0	0	0	0	0	0	0	0	0	0
	AJ&K	0	0	0	0	0	0	0	0	1	0	0	0	0	0	0	0	1
	GB	0	0	0	0	0	0	0	0	0	0	0	0	0	0	0	0	0
	FATA	0	0	0	0	0	0	0	0	0	0	0	0	0	0	0	0	0
Inter Board Committee of Chairman, Islamabad.	TOTAL	0	0	0	0	0	0	0	0	3	0	1	0	0	0	0	2	6
	Islamabad	0	0	0	0	0	0	0	0	0	0	0	0	0	0	0	0	0
	Punjab	0	0	0	0	0	0	0	0	1	0	0	0	0	0	0	2	3
	Sindh R	0	0	0	0	0	0	0	0	1	0	0	0	0	0	0	0	1
	Sindh U	0	0	0	0	0	0	0	0	0	0	0	0	0	0	0	0	0
	KP	0	0	0	0	0	0	0	0	0	0	0	0	0	0	0	0	0
	Balochistan	0	0	0	0	0	0	0	0	0	0	0	0	0	0	0	0	0
	AJ&K	0	0	0	0	0	0	0	0	1	0	1	0	0	0	0	0	2
	GB	0	0	0	0	0	0	0	0	0	0	0	0	0	0	0	0	0
	FATA	0	0	0	0	0	0	0	0	0	0	0	0	0	0	0	0	0
National Internship Programme, Islamabad.	TOTAL	0	0	0	0	0	0	0	0	0	0	0	0	0	0	0	0	0
	Islamabad	0	0	0	0	0	0	0	0	0	0	0	0	0	0	0	0	0
	Punjab	0	0	0	0	0	0	0	0	0	0	0	0	0	0	0	0	0
	Sindh R	0	0	0	0	0	0	0	0	0	0	0	0	0	0	0	0	0
	Sindh U	0	0	0	0	0	0	0	0	0	0	0	0	0	0	0	0	0
	KP	0	0	0	0	0	0	0	0	0	0	0	0	0	0	0	0	0
	Balochistan	0	0	0	0	0	0	0	0	0	0	0	0	0	0	0	0	0
	AJ&K	0	0	0	0	0	0	0	0	0	0	0	0	0	0	0	0	0
	GB	0	0	0	0	0	0	0	0	0	0	0	0	0	0	0	0	0
	FATA	0	0	0	0	0	0	0	0	0	0	0	0	0	0	0	0	0

TABLE-26																		
DOMICILE WISE ACTUAL STRENGTH OF FEMALE EMPLOYEES BY BASIC SCALE AND DIVISIONS / ATTACHED DEPARTMENTS / SUBORDINATE OFFICES																		
DIVISION/OFFICE	DOMICILE	BASIC SCALE 1 to 16																
		1	2	3	4	5	6	7	8	9	10	11	12	13	14	15	16	TOTAL
20. Interior Division	G. TOTAL	7	265	1	171	661	0	54	15	169	0	34	5	5	88	5	46	1526
Main, Islamabad.	TOTAL	1	6	0	0	0	0	6	0	5	0	0	0	0	10	0	1	29
	Islamabad	0	0	0	0	0	0	0	0	0	0	0	0	0	0	0	0	0
	Punjab	1	6	0	0	0	0	6	0	5	0	0	0	0	8	0	1	27
	Sindh R	0	0	0	0	0	0	0	0	0	0	0	0	0	0	0	0	0
	Sindh U	0	0	0	0	0	0	0	0	0	0	0	0	0	1	0	0	1
	KP	0	0	0	0	0	0	0	0	0	0	0	0	0	0	0	0	0
	Balochistan	0	0	0	0	0	0	0	0	0	0	0	0	0	1	0	0	1
	AJ&K	0	0	0	0	0	0	0	0	0	0	0	0	0	0	0	0	0
	GB	0	0	0	0	0	0	0	0	0	0	0	0	0	0	0	0	0
	FATA	0	0	0	0	0	0	0	0	0	0	0	0	0	0	0	0	0
Directorate General of	TOTAL	0	4	0	0	0	0	0	0	7	0	0	0	9	1	8	29	
Civil Defence,	Islamabad	0	0	0	0	0	0	0	0	2	0	0	0	1	0	0	3	
Islamabad, Lahore,	Punjab	0	2	0	0	0	0	0	0	3	0	0	0	7	0	4	16	
Karachi, Peshawar,	Sindh R	0	1	0	0	0	0	0	0	0	0	0	0	0	0	0	1	
Quetta, AJ&K,	Sindh U	0	0	0	0	0	0	0	0	0	0	0	0	0	1	2	3	
Muzaffarabad.	KP	0	0	0	0	0	0	0	0	1	0	0	0	0	0	2	3	
	Balochistan	0	1	0	0	0	0	0	0	1	0	0	0	1	0	0	3	
	AJ&K	0	0	0	0	0	0	0	0	0	0	0	0	0	0	0	0	
	GB	0	0	0	0	0	0	0	0	0	0	0	0	0	0	0	0	
	FATA	0	0	0	0	0	0	0	0	0	0	0	0	0	0	0	0	
Directorate General of	TOTAL	0	0	0	3	0	0	0	0	13	0	33	4	0	1	1	0	55
Immigration and	Islamabad	0	0	0	0	0	0	0	0	0	0	0	1	0	0	0	0	1
Passports, HQ,	Punjab	0	0	0	2	0	0	0	0	7	0	18	2	0	1	1	0	31
Islamabad.	Sindh R	0	0	0	0	0	0	0	0	1	0	3	0	0	0	0	0	4
	Sindh U	0	0	0	0	0	0	0	0	3	0	1	0	0	0	0	0	4
	KP	0	0	0	0	0	0	0	0	1	0	8	1	0	0	0	0	10
	Balochistan	0	0	0	0	0	0	0	0	1	0	1	0	0	0	0	0	2
	AJ&K	0	0	0	1	0	0	0	0	0	0	0	0	0	0	0	0	1
	GB	0	0	0	0	0	0	0	0	0	0	1	0	0	0	0	0	1
	FATA	0	0	0	0	0	0	0	0	0	0	1	0	0	0	0	0	1
	Directorate General of	TOTAL	0	7	1	0	52	0	0	0	109	0	1	0	0	66	0	22
Agency, HQ, Islamabad.	Islamabad	0	0	1	0	20	0	0	0	5	0	0	0	0	1	0	0	27
	Punjab	0	6	0	0	20	0	0	0	59	0	1	0	0	42	0	16	144
	Sindh R	0	0	0	0	1	0	0	0	12	0	0	0	0	2	0	1	16
	Sindh U	0	1	0	0	4	0	0	0	9	0	0	0	0	7	0	3	24
	KP	0	0	0	0	4	0	0	0	15	0	0	0	0	7	0	2	28
	Balochistan	0	0	0	0	2	0	0	0	5	0	0	0	0	6	0	0	13
	AJ&K	0	0	0	0	0	0	0	0	3	0	0	0	0	1	0	0	4
	GB	0	0	0	0	1	0	0	0	1	0	0	0	0	0	0	0	2
	FATA	0	0	0	0	0	0	0	0	0	0	0	0	0	0	0	0	0

TABLE-26																		
DOMICILE WISE ACTUAL STRENGTH OF FEMALE EMPLOYEES BY BASIC SCALE AND DIVISIONS / ATTACHED DEPARTMENTS / SUBORDINATE OFFICES																		
DIVISION/OFFICE	DOMICILE	BASIC SCALE 1 to 16																
		1	2	3	4	5	6	7	8	9	10	11	12	13	14	15	16	TOTAL
20. Interior Division	G. TOTAL	7	265	1	171	661	0	54	15	169	0	34	5	5	88	5	46	1526
Main, Islamabad.	TOTAL	1	6	0	0	0	0	6	0	5	0	0	0	0	10	0	1	29
	Islamabad	0	0	0	0	0	0	0	0	0	0	0	0	0	0	0	0	0
	Punjab	1	6	0	0	0	0	6	0	5	0	0	0	0	8	0	1	27
	Sindh R	0	0	0	0	0	0	0	0	0	0	0	0	0	0	0	0	0
	Sindh U	0	0	0	0	0	0	0	0	0	0	0	0	0	1	0	0	1
	KP	0	0	0	0	0	0	0	0	0	0	0	0	0	0	0	0	0
	Balochistan	0	0	0	0	0	0	0	0	0	0	0	0	0	1	0	0	1
	AJ&K	0	0	0	0	0	0	0	0	0	0	0	0	0	0	0	0	0
	GB	0	0	0	0	0	0	0	0	0	0	0	0	0	0	0	0	0
	FATA	0	0	0	0	0	0	0	0	0	0	0	0	0	0	0	0	0
Directorate General of	TOTAL	0	4	0	0	0	0	0	0	7	0	0	0	0	9	1	8	29
Civil Defence,	Islamabad	0	0	0	0	0	0	0	0	2	0	0	0	0	1	0	0	3
Islamabad, Lahore,	Punjab	0	2	0	0	0	0	0	0	3	0	0	0	0	7	0	4	16
Karachi, Peshawar,	Sindh R	0	1	0	0	0	0	0	0	0	0	0	0	0	0	0	0	1
Quetta, AJ&K,	Sindh U	0	0	0	0	0	0	0	0	0	0	0	0	0	1	2	3	3
Muzaffarabad.	KP	0	0	0	0	0	0	0	0	1	0	0	0	0	0	0	2	3
	Balochistan	0	1	0	0	0	0	0	0	1	0	0	0	0	1	0	0	3
	AJ&K	0	0	0	0	0	0	0	0	0	0	0	0	0	0	0	0	0
	GB	0	0	0	0	0	0	0	0	0	0	0	0	0	0	0	0	0
	FATA	0	0	0	0	0	0	0	0	0	0	0	0	0	0	0	0	0
Directorate General of	TOTAL	0	0	0	3	0	0	0	0	13	0	33	4	0	1	1	0	55
Immigration and	Islamabad	0	0	0	0	0	0	0	0	0	0	0	1	0	0	0	0	1
Passports, HQ,	Punjab	0	0	0	2	0	0	0	0	7	0	18	2	0	1	1	0	31
Islamabad.	Sindh R	0	0	0	0	0	0	0	0	1	0	3	0	0	0	0	0	4
	Sindh U	0	0	0	0	0	0	0	0	3	0	1	0	0	0	0	0	4
	KP	0	0	0	0	0	0	0	0	1	0	8	1	0	0	0	0	10
	Balochistan	0	0	0	0	0	0	0	0	1	0	1	0	0	0	0	0	2
	AJ&K	0	0	0	1	0	0	0	0	0	0	0	0	0	0	0	0	1
	GB	0	0	0	0	0	0	0	0	0	0	1	0	0	0	0	0	1
	FATA	0	0	0	0	0	0	0	0	0	0	1	0	0	0	0	0	1
Federal Investigation	TOTAL	0	7	1	0	52	0	0	0	109	0	1	0	0	66	0	22	258
Agency, HQ, Islamabad.	Islamabad	0	0	1	0	20	0	0	0	5	0	0	0	0	1	0	0	27
	Punjab	0	6	0	0	20	0	0	0	59	0	1	0	0	42	0	16	144
	Sindh R	0	0	0	0	1	0	0	0	12	0	0	0	0	2	0	1	16
	Sindh U	0	1	0	0	4	0	0	0	9	0	0	0	0	7	0	3	24
	KP	0	0	0	0	4	0	0	0	15	0	0	0	0	7	0	2	28
	Balochistan	0	0	0	0	2	0	0	0	5	0	0	0	0	6	0	0	13
	AJ&K	0	0	0	0	0	0	0	0	3	0	0	0	0	1	0	0	4
	GB	0	0	0	0	1	0	0	0	1	0	0	0	0	0	0	0	2
	FATA	0	0	0	0	0	0	0	0	0	0	0	0	0	0	0	0	0

TABLE-26																		
DOMICILE WISE ACTUAL STRENGTH OF FEMALE EMPLOYEES BY BASIC SCALE AND DIVISIONS / ATTACHED DEPARTMENTS / SUBORDINATE OFFICES																		
DIVISION/OFFICE	DOMICILE	BASIC SCALE 1 to 16																
		1	2	3	4	5	6	7	8	9	10	11	12	13	14	15	16	TOTAL
Islamabad Capital	TOTAL	3	1	0	1	481	0	38	0	35	0	0	1	0	2	2	1	565
Territory	Islamabad	1	1	0	0	347	0	11	0	3	0	0	0	0	0	1	0	364
Administration,	Punjab	2	0	0	0	120	0	25	0	26	0	0	1	0	1	1	1	177
Islamabad.	Sindh R	0	0	0	0	2	0	0	0	0	0	0	0	0	0	0	0	2
	Sindh U	0	0	0	0	0	0	0	0	0	0	0	0	0	0	0	0	0
	KP	0	0	0	0	10	0	1	0	4	0	0	0	0	1	0	0	16
	Balochistan	0	0	0	1	0	0	0	0	0	0	0	0	0	0	0	0	1
	AJ&K	0	0	0	0	2	0	1	0	0	0	0	0	0	0	0	0	3
	GB	0	0	0	0	0	0	0	0	1	0	0	0	0	0	0	0	1
	FATA	0	0	0	0	0	0	0	0	1	0	0	0	0	0	0	0	1
National Academy for	TOTAL	0	0	0	0	0	0	0	0	0	0	0	0	0	0	0	0	0
Prisons Administration,	Islamabad	0	0	0	0	0	0	0	0	0	0	0	0	0	0	0	0	0
Lahore.	Punjab	0	0	0	0	0	0	0	0	0	0	0	0	0	0	0	0	0
	Sindh R	0	0	0	0	0	0	0	0	0	0	0	0	0	0	0	0	0
	Sindh U	0	0	0	0	0	0	0	0	0	0	0	0	0	0	0	0	0
	KP	0	0	0	0	0	0	0	0	0	0	0	0	0	0	0	0	0
	Balochistan	0	0	0	0	0	0	0	0	0	0	0	0	0	0	0	0	0
	AJ&K	0	0	0	0	0	0	0	0	0	0	0	0	0	0	0	0	0
	GB	0	0	0	0	0	0	0	0	0	0	0	0	0	0	0	0	0
	FATA	0	0	0	0	0	0	0	0	0	0	0	0	0	0	0	0	0
Gilgit Baltistan Scouts,	TOTAL	0	0	0	0	0	0	0	0	0	0	0	0	0	0	0	0	0
HQ, Gilgit.	Islamabad	0	0	0	0	0	0	0	0	0	0	0	0	0	0	0	0	0
	Punjab	0	0	0	0	0	0	0	0	0	0	0	0	0	0	0	0	0
	Sindh R	0	0	0	0	0	0	0	0	0	0	0	0	0	0	0	0	0
	Sindh U	0	0	0	0	0	0	0	0	0	0	0	0	0	0	0	0	0
	KP	0	0	0	0	0	0	0	0	0	0	0	0	0	0	0	0	0
	Balochistan	0	0	0	0	0	0	0	0	0	0	0	0	0	0	0	0	0
	AJ&K	0	0	0	0	0	0	0	0	0	0	0	0	0	0	0	0	0
	GB	0	0	0	0	0	0	0	0	0	0	0	0	0	0	0	0	0
	FATA	0	0	0	0	0	0	0	0	0	0	0	0	0	0	0	0	0
HQ Frontier	TOTAL	3	9	0	0	0	0	0	0	0	0	0	0	0	0	0	0	12
Constabulary KP,	Islamabad	0	0	0	0	0	0	0	0	0	0	0	0	0	0	0	0	0
Peshawar.	Punjab	0	0	0	0	0	0	0	0	0	0	0	0	0	0	0	0	0
	Sindh R	1	0	0	0	0	0	0	0	0	0	0	0	0	0	0	0	1
	Sindh U	0	0	0	0	0	0	0	0	0	0	0	0	0	0	0	0	0
	KP	2	9	0	0	0	0	0	0	0	0	0	0	0	0	0	0	11
	Balochistan	0	0	0	0	0	0	0	0	0	0	0	0	0	0	0	0	0
	AJ&K	0	0	0	0	0	0	0	0	0	0	0	0	0	0	0	0	0
	GB	0	0	0	0	0	0	0	0	0	0	0	0	0	0	0	0	0
	FATA	0	0	0	0	0	0	0	0	0	0	0	0	0	0	0	0	0

TABLE-26																		
DOMICILE WISE ACTUAL STRENGTH OF FEMALE EMPLOYEES BY BASIC SCALE AND DIVISIONS / ATTACHED DEPARTMENTS / SUBORDINATE OFFICES																		
DIVISION/OFFICE	DOMICILE	BASIC SCALE 1 to 16															TOTAL	
		1	2	3	4	5	6	7	8	9	10	11	12	13	14	15		16
HQ Frontier Corps	TOTAL	0	0	0	166	2	0	0	0	0	0	0	0	0	0	1	0	169
Balochistan, Quetta.	Islamabad	0	0	0	0	0	0	0	0	0	0	0	0	0	0	0	0	0
	Punjab	0	0	0	100	1	0	0	0	0	0	0	0	0	0	1	0	102
	Sindh R	0	0	0	1	0	0	0	0	0	0	0	0	0	0	0	0	1
	Sindh U	0	0	0	3	0	0	0	0	0	0	0	0	0	0	0	0	3
	KP	0	0	0	3	0	0	0	0	0	0	0	0	0	0	0	0	3
	Balochistan	0	0	0	59	1	0	0	0	0	0	0	0	0	0	0	0	60
	AJ&K	0	0	0	0	0	0	0	0	0	0	0	0	0	0	0	0	0
	GB	0	0	0	0	0	0	0	0	0	0	0	0	0	0	0	0	0
	FATA	0	0	0	0	0	0	0	0	0	0	0	0	0	0	0	0	0
HQ Pakistan Rangers	TOTAL	0	62	0	0	52	0	1	4	0	0	0	0	0	1	0	0	122
Punjab, Lahore.	Islamabad	0	0	0	0	0	0	0	0	0	0	0	0	0	0	0	0	0
	Punjab	0	62	0	0	52	0	1	4	0	0	0	0	1	0	0	1	121
	Sindh R	0	0	0	0	0	0	0	0	0	0	0	0	0	0	0	0	0
	Sindh U	0	0	0	0	0	0	0	0	0	0	0	0	0	0	0	0	0
	KP	0	0	0	0	0	0	0	0	0	0	0	0	0	0	0	1	1
	Balochistan	0	0	0	0	0	0	0	0	0	0	0	0	0	0	0	0	0
	AJ&K	0	0	0	0	0	0	0	0	0	0	0	0	0	0	0	0	0
	GB	0	0	0	0	0	0	0	0	0	0	0	0	0	0	0	0	0
	FATA	0	0	0	0	0	0	0	0	0	0	0	0	0	0	0	0	0
HQ Pakistan Rangers	TOTAL	0	34	0	0	34	0	7	11	0	0	0	0	4	0	0	12	102
Sindh, Karachi.	Islamabad	0	0	0	0	0	0	0	0	0	0	0	0	0	0	0	0	0
	Punjab	0	3	0	0	6	0	0	1	0	0	0	0	1	0	0	2	13
	Sindh R	0	2	0	0	7	0	0	5	0	0	0	0	0	0	0	0	14
	Sindh U	0	29	0	0	21	0	7	5	0	0	0	0	3	0	0	10	75
	KP	0	0	0	0	0	0	0	0	0	0	0	0	0	0	0	0	0
	Balochistan	0	0	0	0	0	0	0	0	0	0	0	0	0	0	0	0	0
	AJ&K	0	0	0	0	0	0	0	0	0	0	0	0	0	0	0	0	0
	GB	0	0	0	0	0	0	0	0	0	0	0	0	0	0	0	0	0
	FATA	0	0	0	0	0	0	0	0	0	0	0	0	0	0	0	0	0
Pakistan Coast Guards,	TOTAL	0	0	0	1	0	0	0	0	0	0	0	0	0	0	0	0	1
Karachi.	Islamabad	0	0	0	0	0	0	0	0	0	0	0	0	0	0	0	0	0
	Punjab	0	0	0	1	0	0	0	0	0	0	0	0	0	0	0	0	1
	Sindh R	0	0	0	0	0	0	0	0	0	0	0	0	0	0	0	0	0
	Sindh U	0	0	0	0	0	0	0	0	0	0	0	0	0	0	0	0	0
	KP	0	0	0	0	0	0	0	0	0	0	0	0	0	0	0	0	0
	Balochistan	0	0	0	0	0	0	0	0	0	0	0	0	0	0	0	0	0
	AJ&K	0	0	0	0	0	0	0	0	0	0	0	0	0	0	0	0	0
	GB	0	0	0	0	0	0	0	0	0	0	0	0	0	0	0	0	0
	FATA	0	0	0	0	0	0	0	0	0	0	0	0	0	0	0	0	0

TABLE-26																		
DOMICILE WISE ACTUAL STRENGTH OF FEMALE EMPLOYEES BY BASIC SCALE AND DIVISIONS / ATTACHED DEPARTMENTS / SUBORDINATE OFFICES																		
DIVISION/OFFICE	DOMICILE	BASIC SCALE 1 to 16																
		1	2	3	4	5	6	7	8	9	10	11	12	13	14	15	16	TOTAL
HQ Frontier Corps	TOTAL	0	142	0	0	40	0	2	0	0	0	0	0	0	0	0	0	184
KP, Peshawar.	Islamabad	0	0	0	0	0	0	0	0	0	0	0	0	0	0	0	0	0
	Punjab	0	96	0	0	0	0	1	0	0	0	0	0	0	0	0	0	97
	Sindh R	0	0	0	0	0	0	0	0	0	0	0	0	0	0	0	0	0
	Sindh U	0	0	0	0	0	0	0	0	0	0	0	0	0	0	0	0	0
	KP	0	28	0	0	39	0	1	0	0	0	0	0	0	0	0	0	68
	Balochistan	0	0	0	0	0	0	0	0	0	0	0	0	0	0	0	0	0
	AJ&K	0	0	0	0	0	0	0	0	0	0	0	0	0	0	0	0	0
	GB	0	0	0	0	0	0	0	0	0	0	0	0	0	0	0	0	0
FATA	0	18	0	0	1	0	0	0	0	0	0	0	0	0	0	0	19	
21. Kashmir Affairs &	G. TOTAL	1	193	380	20	360	40	380	9	801	21	951	99	0	531	10	466	4262
Gilgit Baltistan Division	TOTAL	0	0	0	0	0	0	0	0	1	0	1	0	0	0	0	6	8
Main, Islamabad.	Islamabad	0	0	0	0	0	0	0	0	1	0	0	0	0	0	0	0	1
	Punjab	0	0	0	0	0	0	0	0	0	0	0	0	0	0	0	0	3
	Sindh R	0	0	0	0	0	0	0	0	0	0	0	0	0	0	0	0	0
	Sindh U	0	0	0	0	0	0	0	0	0	0	0	0	0	0	0	0	2
	KP	0	0	0	0	0	0	0	0	0	0	0	0	0	0	0	0	1
	Balochistan	0	0	0	0	0	0	0	0	0	0	1	0	0	0	0	0	1
	AJ&K	0	0	0	0	0	0	0	0	0	0	0	0	0	0	0	0	0
	GB	0	0	0	0	0	0	0	0	0	0	0	0	0	0	0	0	0
FATA	0	0	0	0	0	0	0	0	0	0	0	0	0	0	0	0	0	
Directorate of Health	TOTAL	0	0	0	0	0	0	0	0	0	0	0	0	0	0	0	0	0
Services AK, Rawalpindi.	Islamabad	0	0	0	0	0	0	0	0	0	0	0	0	0	0	0	0	0
	Punjab	0	0	0	0	0	0	0	0	0	0	0	0	0	0	0	0	0
	Sindh R	0	0	0	0	0	0	0	0	0	0	0	0	0	0	0	0	0
	Sindh U	0	0	0	0	0	0	0	0	0	0	0	0	0	0	0	0	0
	KP	0	0	0	0	0	0	0	0	0	0	0	0	0	0	0	0	0
	Balochistan	0	0	0	0	0	0	0	0	0	0	0	0	0	0	0	0	0
	AJ&K	0	0	0	0	0	0	0	0	0	0	0	0	0	0	0	0	0
	GB	0	0	0	0	0	0	0	0	0	0	0	0	0	0	0	0	0
FATA	0	0	0	0	0	0	0	0	0	0	0	0	0	0	0	0	0	
Jammu & Kashmir	TOTAL	0	0	0	0	0	0	0	0	0	0	0	0	0	1	0	0	1
Refugees	Islamabad	0	0	0	0	0	0	0	0	0	0	0	0	0	1	0	0	1
Rehabilitation	Punjab	0	0	0	0	0	0	0	0	0	0	0	0	0	0	0	0	0
Organization,	Sindh R	0	0	0	0	0	0	0	0	0	0	0	0	0	0	0	0	0
Islamabad.	Sindh U	0	0	0	0	0	0	0	0	0	0	0	0	0	0	0	0	0
	KP	0	0	0	0	0	0	0	0	0	0	0	0	0	0	0	0	0
	Balochistan	0	0	0	0	0	0	0	0	0	0	0	0	0	0	0	0	0
	AJ&K	0	0	0	0	0	0	0	0	0	0	0	0	0	0	0	0	0
	GB	0	0	0	0	0	0	0	0	0	0	0	0	0	0	0	0	0
	FATA	0	0	0	0	0	0	0	0	0	0	0	0	0	0	0	0	0

TABLE-26																		
DOMICILE WISE ACTUAL STRENGTH OF FEMALE EMPLOYEES BY BASIC SCALE AND DIVISIONS / ATTACHED DEPARTMENTS / SUBORDINATE OFFICES																		
DIVISION/OFFICE	DOMICILE	BASIC SCALE 1 to 16																
		1	2	3	4	5	6	7	8	9	10	11	12	13	14	15	16	TOTAL
Office of the	TOTAL	1	0	0	0	0	0	0	0	0	0	0	0	0	0	0	0	1
Administrator J & K	Islamabad	0	0	0	0	0	0	0	0	0	0	0	0	0	0	0	0	0
State Property in	Punjab	1	0	0	0	0	0	0	0	0	0	0	0	0	0	0	0	1
Pakistan, Lahore.	Sindh R	0	0	0	0	0	0	0	0	0	0	0	0	0	0	0	0	0
	Sindh U	0	0	0	0	0	0	0	0	0	0	0	0	0	0	0	0	0
	KP	0	0	0	0	0	0	0	0	0	0	0	0	0	0	0	0	0
	Balochistan	0	0	0	0	0	0	0	0	0	0	0	0	0	0	0	0	0
	AJ&K	0	0	0	0	0	0	0	0	0	0	0	0	0	0	0	0	0
	GB	0	0	0	0	0	0	0	0	0	0	0	0	0	0	0	0	0
	FATA	0	0	0	0	0	0	0	0	0	0	0	0	0	0	0	0	0
Office of the Chief	TOTAL	0	193	380	20	360	40	380	9	800	21	950	99	0	530	10	460	4252
Secretary, Gilgit	Islamabad	0	0	0	0	0	0	0	0	0	0	0	0	0	0	0	0	0
Baltistan.	Punjab	0	0	0	0	0	0	0	0	0	0	0	0	0	0	0	8	8
	Sindh R	0	0	0	0	0	0	0	0	0	0	0	0	0	0	0	0	0
	Sindh U	0	0	0	0	0	0	0	0	0	0	0	0	0	0	0	0	0
	KP	0	0	0	0	0	0	0	0	0	0	0	0	0	0	0	0	0
	Balochistan	0	0	0	0	0	0	0	0	0	0	0	0	0	0	0	0	0
	AJ&K	0	0	0	0	0	0	0	0	0	0	0	0	0	0	0	0	0
	GB	0	193	380	20	360	40	380	9	800	21	950	99	0	530	10	452	4244
	FATA	0	0	0	0	0	0	0	0	0	0	0	0	0	0	0	0	0
22. Law & Justice Division	G. TOTAL	3	8	1	0	0	0	8	0	22	4	2	0	0	3	2	26	79
Main, Islamabad.	TOTAL	3	1	0	0	0	0	1	0	10	0	2	0	0	1	0	22	40
	Islamabad	0	0	0	0	0	0	0	0	0	0	0	0	0	0	0	1	1
	Punjab	1	1	0	0	0	0	1	0	6	0	2	0	0	1	0	13	25
	Sindh R	0	0	0	0	0	0	0	0	0	0	0	0	0	0	0	2	2
	Sindh U	0	0	0	0	0	0	0	3	0	0	0	0	0	0	0	3	6
	KP	0	0	0	0	0	0	0	1	0	0	0	0	0	0	0	3	4
	Balochistan	0	0	0	0	0	0	0	0	0	0	0	0	0	0	0	0	0
	AJ&K	1	0	0	0	0	0	0	0	0	0	0	0	0	0	0	0	1
	GB	1	0	0	0	0	0	0	0	0	0	0	0	0	0	0	0	1
	FATA	0	0	0	0	0	0	0	0	0	0	0	0	0	0	0	0	0
Accountability Courts,	TOTAL	0	0	1	0	0	0	0	0	0	0	0	0	0	1	0	0	2
(Over all Pakistan).	Islamabad	0	0	0	0	0	0	0	0	0	0	0	0	0	0	0	0	0
	Punjab	0	0	0	0	0	0	0	0	0	0	0	0	0	1	0	0	1
	Sindh R	0	0	1	0	0	0	0	0	0	0	0	0	0	0	0	0	1
	Sindh U	0	0	0	0	0	0	0	0	0	0	0	0	0	0	0	0	0
	KP	0	0	0	0	0	0	0	0	0	0	0	0	0	0	0	0	0
	Balochistan	0	0	0	0	0	0	0	0	0	0	0	0	0	0	0	0	0
	AJ&K	0	0	0	0	0	0	0	0	0	0	0	0	0	0	0	0	0
	GB	0	0	0	0	0	0	0	0	0	0	0	0	0	0	0	0	0
	FATA	0	0	0	0	0	0	0	0	0	0	0	0	0	0	0	0	0

TABLE-26																		
DOMICILE WISE ACTUAL STRENGTH OF FEMALE EMPLOYEES BY BASIC SCALE AND DIVISIONS / ATTACHED DEPARTMENTS / SUBORDINATE OFFICES																		
DIVISION/OFFICE	DOMICILE	BASIC SCALE 1 to 16																
		1	2	3	4	5	6	7	8	9	10	11	12	13	14	15	16	TOTAL
Appellate Tribunal	TOTAL	0	2	0	0	0	0	3	0	6	4	0	0	0	1	0	4	20
Inland Revenue,	Islamabad	0	1	0	0	0	0	0	0	0	0	0	0	0	1	0	0	2
Islamabad, Rawalpindi,	Punjab	0	0	0	0	0	0	2	0	4	3	0	0	0	0	0	4	13
Karachi, Peshawar, Lahore.	Sindh R	0	0	0	0	0	0	0	0	0	0	0	0	0	0	0	0	0
	Sindh U	0	1	0	0	0	0	1	0	2	1	0	0	0	0	0	0	5
	KP	0	0	0	0	0	0	0	0	0	0	0	0	0	0	0	0	0
	Balochistan	0	0	0	0	0	0	0	0	0	0	0	0	0	0	0	0	0
	AJ&K	0	0	0	0	0	0	0	0	0	0	0	0	0	0	0	0	0
	GB	0	0	0	0	0	0	0	0	0	0	0	0	0	0	0	0	0
	FATA	0	0	0	0	0	0	0	0	0	0	0	0	0	0	0	0	0
Banking Courts,	TOTAL	0	4	0	0	0	0	0	0	2	0	0	0	0	0	0	0	6
(Over all Pakistan),	Islamabad	0	0	0	0	0	0	0	0	0	0	0	0	0	0	0	0	0
	Punjab	0	1	0	0	0	0	0	0	1	0	0	0	0	0	0	0	2
	Sindh R	0	2	0	0	0	0	0	0	0	0	0	0	0	0	0	0	2
	Sindh U	0	0	0	0	0	0	0	0	0	0	0	0	0	0	0	0	0
	KP	0	1	0	0	0	0	0	0	1	0	0	0	0	0	0	0	2
	Balochistan	0	0	0	0	0	0	0	0	0	0	0	0	0	0	0	0	0
	AJ&K	0	0	0	0	0	0	0	0	0	0	0	0	0	0	0	0	0
	GB	0	0	0	0	0	0	0	0	0	0	0	0	0	0	0	0	0
	FATA	0	0	0	0	0	0	0	0	0	0	0	0	0	0	0	0	0
Commercial Courts,	TOTAL	0	0	0	0	0	0	0	0	0	0	0	0	0	0	0	0	0
Karachi, Lahore.	Islamabad	0	0	0	0	0	0	0	0	0	0	0	0	0	0	0	0	0
	Punjab	0	0	0	0	0	0	0	0	0	0	0	0	0	0	0	0	0
	Sindh R	0	0	0	0	0	0	0	0	0	0	0	0	0	0	0	0	0
	Sindh U	0	0	0	0	0	0	0	0	0	0	0	0	0	0	0	0	0
	KP	0	0	0	0	0	0	0	0	0	0	0	0	0	0	0	0	0
	Balochistan	0	0	0	0	0	0	0	0	0	0	0	0	0	0	0	0	0
	AJ&K	0	0	0	0	0	0	0	0	0	0	0	0	0	0	0	0	0
	GB	0	0	0	0	0	0	0	0	0	0	0	0	0	0	0	0	0
	FATA	0	0	0	0	0	0	0	0	0	0	0	0	0	0	0	0	0
Customs, Excise &	TOTAL	0	0	0	0	0	0	0	0	1	0	0	0	0	0	0	0	1
Sales Tax Appellate	Islamabad	0	0	0	0	0	0	0	0	0	0	0	0	0	0	0	0	0
Tribunal,	Punjab	0	0	0	0	0	0	0	0	1	0	0	0	0	0	0	0	1
(Over all Pakistan),	Sindh R	0	0	0	0	0	0	0	0	0	0	0	0	0	0	0	0	0
	Sindh U	0	0	0	0	0	0	0	0	0	0	0	0	0	0	0	0	0
	KP	0	0	0	0	0	0	0	0	0	0	0	0	0	0	0	0	0
	Balochistan	0	0	0	0	0	0	0	0	0	0	0	0	0	0	0	0	0
	AJ&K	0	0	0	0	0	0	0	0	0	0	0	0	0	0	0	0	0
	GB	0	0	0	0	0	0	0	0	0	0	0	0	0	0	0	0	0
	FATA	0	0	0	0	0	0	0	0	0	0	0	0	0	0	0	0	0

TABLE-26																		
DOMICILE WISE ACTUAL STRENGTH OF FEMALE EMPLOYEES BY BASIC SCALE AND DIVISIONS / ATTACHED DEPARTMENTS / SUBORDINATE OFFICES																		
DIVISION/OFFICE	DOMICILE	BASIC SCALE 1 to 16																
		1	2	3	4	5	6	7	8	9	10	11	12	13	14	15	16	TOTAL
Drug Courts, (Over all Pakistan).	TOTAL	0	0	0	0	0	0	0	0	0	0	0	0	0	0	0	0	0
	Islamabad	0	0	0	0	0	0	0	0	0	0	0	0	0	0	0	0	0
	Punjab	0	0	0	0	0	0	0	0	0	0	0	0	0	0	0	0	0
	Sindh R	0	0	0	0	0	0	0	0	0	0	0	0	0	0	0	0	0
	Sindh U	0	0	0	0	0	0	0	0	0	0	0	0	0	0	0	0	0
	KP	0	0	0	0	0	0	0	0	0	0	0	0	0	0	0	0	0
	Balochistan	0	0	0	0	0	0	0	0	0	0	0	0	0	0	0	0	0
	AJ&K	0	0	0	0	0	0	0	0	0	0	0	0	0	0	0	0	0
	GB	0	0	0	0	0	0	0	0	0	0	0	0	0	0	0	0	0
	FATA	0	0	0	0	0	0	0	0	0	0	0	0	0	0	0	0	0
Environmental	TOTAL	0	0	0	0	0	0	0	0	0	0	0	0	0	0	0	0	0
Protection Tribunal,	Islamabad	0	0	0	0	0	0	0	0	0	0	0	0	0	0	0	0	0
Karachi, Lahore,	Punjab	0	0	0	0	0	0	0	0	0	0	0	0	0	0	0	0	0
Peshawar, Quetta.	Sindh R	0	0	0	0	0	0	0	0	0	0	0	0	0	0	0	0	0
	Sindh U	0	0	0	0	0	0	0	0	0	0	0	0	0	0	0	0	0
	KP	0	0	0	0	0	0	0	0	0	0	0	0	0	0	0	0	0
	Balochistan	0	0	0	0	0	0	0	0	0	0	0	0	0	0	0	0	0
	AJ&K	0	0	0	0	0	0	0	0	0	0	0	0	0	0	0	0	0
	GB	0	0	0	0	0	0	0	0	0	0	0	0	0	0	0	0	0
	FATA	0	0	0	0	0	0	0	0	0	0	0	0	0	0	0	0	0
Federal Service	TOTAL	0	0	0	0	0	0	0	0	0	0	0	0	0	0	0	0	0
Tribunal, Islamabad.	Islamabad	0	0	0	0	0	0	0	0	0	0	0	0	0	0	0	0	0
	Punjab	0	0	0	0	0	0	0	0	0	0	0	0	0	0	0	0	0
	Sindh R	0	0	0	0	0	0	0	0	0	0	0	0	0	0	0	0	0
	Sindh U	0	0	0	0	0	0	0	0	0	0	0	0	0	0	0	0	0
	KP	0	0	0	0	0	0	0	0	0	0	0	0	0	0	0	0	0
	Balochistan	0	0	0	0	0	0	0	0	0	0	0	0	0	0	0	0	0
	AJ&K	0	0	0	0	0	0	0	0	0	0	0	0	0	0	0	0	0
	GB	0	0	0	0	0	0	0	0	0	0	0	0	0	0	0	0	0
	FATA	0	0	0	0	0	0	0	0	0	0	0	0	0	0	0	0	0
Federal Shariat Court,	TOTAL	0	1	0	0	0	0	0	0	2	0	0	0	0	0	2	0	5
Islamabad.	Islamabad	0	0	0	0	0	0	0	0	0	0	0	0	0	0	0	0	0
	Punjab	0	0	0	0	0	0	0	0	1	0	0	0	0	0	2	0	3
	Sindh R	0	0	0	0	0	0	0	0	0	0	0	0	0	0	0	0	0
	Sindh U	0	1	0	0	0	0	0	0	1	0	0	0	0	0	0	0	2
	KP	0	0	0	0	0	0	0	0	0	0	0	0	0	0	0	0	0
	Balochistan	0	0	0	0	0	0	0	0	0	0	0	0	0	0	0	0	0
	AJ&K	0	0	0	0	0	0	0	0	0	0	0	0	0	0	0	0	0
	GB	0	0	0	0	0	0	0	0	0	0	0	0	0	0	0	0	0
	FATA	0	0	0	0	0	0	0	0	0	0	0	0	0	0	0	0	0

TABLE-26																		
DOMICILE WISE ACTUAL STRENGTH OF FEMALE EMPLOYEES BY BASIC SCALE AND DIVISIONS / ATTACHED DEPARTMENTS / SUBORDINATE OFFICES																		
DIVISION/OFFICE	DOMICILE	BASIC SCALE 1 to 16																TOTAL
		1	2	3	4	5	6	7	8	9	10	11	12	13	14	15	16	
Foreign Exchange	TOTAL	0	0	0	0	0	0	0	0	0	0	0	0	0	0	0	0	0
Regulation Appellate	Islamabad	0	0	0	0	0	0	0	0	0	0	0	0	0	0	0	0	0
Board, Karachi, Lahore.	Punjab	0	0	0	0	0	0	0	0	0	0	0	0	0	0	0	0	0
	Sindh R	0	0	0	0	0	0	0	0	0	0	0	0	0	0	0	0	0
	Sindh U	0	0	0	0	0	0	0	0	0	0	0	0	0	0	0	0	0
	KP	0	0	0	0	0	0	0	0	0	0	0	0	0	0	0	0	0
	Balochistan	0	0	0	0	0	0	0	0	0	0	0	0	0	0	0	0	0
	AJ&K	0	0	0	0	0	0	0	0	0	0	0	0	0	0	0	0	0
	GB	0	0	0	0	0	0	0	0	0	0	0	0	0	0	0	0	0
	FATA	0	0	0	0	0	0	0	0	0	0	0	0	0	0	0	0	0
Insurance Appellate	TOTAL	0	0	0	0	0	0	0	0	0	0	0	0	0	0	0	0	0
Tribunal, Karachi.	Islamabad	0	0	0	0	0	0	0	0	0	0	0	0	0	0	0	0	0
	Punjab	0	0	0	0	0	0	0	0	0	0	0	0	0	0	0	0	0
	Sindh R	0	0	0	0	0	0	0	0	0	0	0	0	0	0	0	0	0
	Sindh U	0	0	0	0	0	0	0	0	0	0	0	0	0	0	0	0	0
	KP	0	0	0	0	0	0	0	0	0	0	0	0	0	0	0	0	0
	Balochistan	0	0	0	0	0	0	0	0	0	0	0	0	0	0	0	0	0
	AJ&K	0	0	0	0	0	0	0	0	0	0	0	0	0	0	0	0	0
	GB	0	0	0	0	0	0	0	0	0	0	0	0	0	0	0	0	0
	FATA	0	0	0	0	0	0	0	0	0	0	0	0	0	0	0	0	0
Law & Justice	TOTAL	0	0	0	0	0	0	0	0	1	0	0	0	0	0	0	0	1
Commission of Pakistan,	Islamabad	0	0	0	0	0	0	0	0	0	0	0	0	0	0	0	0	0
Islamabad.	Punjab	0	0	0	0	0	0	0	0	1	0	0	0	0	0	0	0	1
	Sindh R	0	0	0	0	0	0	0	0	0	0	0	0	0	0	0	0	0
	Sindh U	0	0	0	0	0	0	0	0	0	0	0	0	0	0	0	0	0
	KP	0	0	0	0	0	0	0	0	0	0	0	0	0	0	0	0	0
	Balochistan	0	0	0	0	0	0	0	0	0	0	0	0	0	0	0	0	0
	AJ&K	0	0	0	0	0	0	0	0	0	0	0	0	0	0	0	0	0
	GB	0	0	0	0	0	0	0	0	0	0	0	0	0	0	0	0	0
	FATA	0	0	0	0	0	0	0	0	0	0	0	0	0	0	0	0	0
Office of the Attorney	TOTAL	0	0	0	0	0	0	4	0	0	0	0	0	0	0	0	0	4
General/Deputy Attorney	Islamabad	0	0	0	0	0	0	0	0	0	0	0	0	0	0	0	0	0
General's and Standing	Punjab	0	0	0	0	0	0	1	0	0	0	0	0	0	0	0	0	1
Council, Head Office,	Sindh R	0	0	0	0	0	0	2	0	0	0	0	0	0	0	0	0	2
Islamabad.	Sindh U	0	0	0	0	0	0	0	0	0	0	0	0	0	0	0	0	0
	KP	0	0	0	0	0	0	1	0	0	0	0	0	0	0	0	0	1
	Balochistan	0	0	0	0	0	0	0	0	0	0	0	0	0	0	0	0	0
	AJ&K	0	0	0	0	0	0	0	0	0	0	0	0	0	0	0	0	0
	GB	0	0	0	0	0	0	0	0	0	0	0	0	0	0	0	0	0
	FATA	0	0	0	0	0	0	0	0	0	0	0	0	0	0	0	0	0

TABLE-26																		
DOMICILE WISE ACTUAL STRENGTH OF FEMALE EMPLOYEES BY BASIC SCALE AND DIVISIONS / ATTACHED DEPARTMENTS / SUBORDINATE OFFICES																		
DIVISION/OFFICE	DOMICILE	BASIC SCALE 1 to 16																
		1	2	3	4	5	6	7	8	9	10	11	12	13	14	15	16	TOTAL
Regional Directorate of	TOTAL	0	0	0	0	0	0	0	0	0	0	0	0	0	0	0	0	0
Human Rights, Lahore,	Islamabad	0	0	0	0	0	0	0	0	0	0	0	0	0	0	0	0	0
Karachi, Peshawar,	Punjab	0	0	0	0	0	0	0	0	0	0	0	0	0	0	0	0	0
Quetta	Sindh R	0	0	0	0	0	0	0	0	0	0	0	0	0	0	0	0	0
	Sindh U	0	0	0	0	0	0	0	0	0	0	0	0	0	0	0	0	0
	KP	0	0	0	0	0	0	0	0	0	0	0	0	0	0	0	0	0
	Balochistan	0	0	0	0	0	0	0	0	0	0	0	0	0	0	0	0	0
	AJ&K	0	0	0	0	0	0	0	0	0	0	0	0	0	0	0	0	0
	GB	0	0	0	0	0	0	0	0	0	0	0	0	0	0	0	0	0
	FATA	0	0	0	0	0	0	0	0	0	0	0	0	0	0	0	0	0
Special Courts (CNS),	TOTAL	0	0	0	0	0	0	0	0	0	0	0	0	0	0	0	0	0
(Over all Pakistan).	Islamabad	0	0	0	0	0	0	0	0	0	0	0	0	0	0	0	0	0
	Punjab	0	0	0	0	0	0	0	0	0	0	0	0	0	0	0	0	0
	Sindh R	0	0	0	0	0	0	0	0	0	0	0	0	0	0	0	0	0
	Sindh U	0	0	0	0	0	0	0	0	0	0	0	0	0	0	0	0	0
	KP	0	0	0	0	0	0	0	0	0	0	0	0	0	0	0	0	0
	Balochistan	0	0	0	0	0	0	0	0	0	0	0	0	0	0	0	0	0
	AJ&K	0	0	0	0	0	0	0	0	0	0	0	0	0	0	0	0	0
	GB	0	0	0	0	0	0	0	0	0	0	0	0	0	0	0	0	0
	FATA	0	0	0	0	0	0	0	0	0	0	0	0	0	0	0	0	0
Special Courts	TOTAL	0	0	0	0	0	0	0	0	0	0	0	0	0	0	0	0	0
(Customs, Taxation &	Islamabad	0	0	0	0	0	0	0	0	0	0	0	0	0	0	0	0	0
Anti Smuggling),	Punjab	0	0	0	0	0	0	0	0	0	0	0	0	0	0	0	0	0
Karachi, Rawalpindi,	Sindh R	0	0	0	0	0	0	0	0	0	0	0	0	0	0	0	0	0
Peshawar, Lahore.	Sindh U	0	0	0	0	0	0	0	0	0	0	0	0	0	0	0	0	0
	KP	0	0	0	0	0	0	0	0	0	0	0	0	0	0	0	0	0
	Balochistan	0	0	0	0	0	0	0	0	0	0	0	0	0	0	0	0	0
	AJ&K	0	0	0	0	0	0	0	0	0	0	0	0	0	0	0	0	0
	GB	0	0	0	0	0	0	0	0	0	0	0	0	0	0	0	0	0
	FATA	0	0	0	0	0	0	0	0	0	0	0	0	0	0	0	0	0
Special Courts	TOTAL	0	0	0	0	0	0	0	0	0	0	0	0	0	0	0	0	0
(Offences in Banks),	Islamabad	0	0	0	0	0	0	0	0	0	0	0	0	0	0	0	0	0
Lahore, Peshawar,	Punjab	0	0	0	0	0	0	0	0	0	0	0	0	0	0	0	0	0
Karachi.	Sindh R	0	0	0	0	0	0	0	0	0	0	0	0	0	0	0	0	0
	Sindh U	0	0	0	0	0	0	0	0	0	0	0	0	0	0	0	0	0
	KP	0	0	0	0	0	0	0	0	0	0	0	0	0	0	0	0	0
	Balochistan	0	0	0	0	0	0	0	0	0	0	0	0	0	0	0	0	0
	AJ&K	0	0	0	0	0	0	0	0	0	0	0	0	0	0	0	0	0
	GB	0	0	0	0	0	0	0	0	0	0	0	0	0	0	0	0	0
	FATA	0	0	0	0	0	0	0	0	0	0	0	0	0	0	0	0	0

TABLE-26																		
DOMICILE WISE ACTUAL STRENGTH OF FEMALE EMPLOYEES BY BASIC SCALE AND DIVISIONS / ATTACHED DEPARTMENTS / SUBORDINATE OFFICES																		
DIVISION/OFFICE	DOMICILE	BASIC SCALE 1 to 16																
		1	2	3	4	5	6	7	8	9	10	11	12	13	14	15	16	TOTAL
Special Courts Central,	TOTAL	0	0	0	0	0	0	0	0	0	0	0	0	0	0	0	0	0
(Over all Pakistan).	Islamabad	0	0	0	0	0	0	0	0	0	0	0	0	0	0	0	0	0
	Punjab	0	0	0	0	0	0	0	0	0	0	0	0	0	0	0	0	0
	Sindh R	0	0	0	0	0	0	0	0	0	0	0	0	0	0	0	0	0
	Sindh U	0	0	0	0	0	0	0	0	0	0	0	0	0	0	0	0	0
	KP	0	0	0	0	0	0	0	0	0	0	0	0	0	0	0	0	0
	Balochistan	0	0	0	0	0	0	0	0	0	0	0	0	0	0	0	0	0
	AJ&K	0	0	0	0	0	0	0	0	0	0	0	0	0	0	0	0	0
	GB	0	0	0	0	0	0	0	0	0	0	0	0	0	0	0	0	0
	FATA	0	0	0	0	0	0	0	0	0	0	0	0	0	0	0	0	0
23. Maritime Affairs Division	G. TOTAL	0	1	2	0	1	0	1	0	2	1	1	0	2	2	0	6	19
Main, Islamabad.	TOTAL	0	1	0	0	0	0	0	0	2	0	0	0	0	2	0	5	10
	Islamabad	0	0	0	0	0	0	0	0	0	0	0	0	0	0	0	1	1
	Punjab	0	1	0	0	0	0	0	0	1	0	0	0	0	0	0	4	6
	Sindh R	0	0	0	0	0	0	0	0	0	0	0	0	0	0	0	0	0
	Sindh U	0	0	0	0	0	0	0	0	1	0	0	0	0	2	0	0	3
	KP	0	0	0	0	0	0	0	0	0	0	0	0	0	0	0	0	0
	Balochistan	0	0	0	0	0	0	0	0	0	0	0	0	0	0	0	0	0
	AJ&K	0	0	0	0	0	0	0	0	0	0	0	0	0	0	0	0	0
	GB	0	0	0	0	0	0	0	0	0	0	0	0	0	0	0	0	0
	FATA	0	0	0	0	0	0	0	0	0	0	0	0	0	0	0	0	0
Directorate of Dock	TOTAL	0	0	1	0	1	0	0	0	0	0	1	0	0	0	0	1	4
Workers Safety, Karachi.	Islamabad	0	0	0	0	0	0	0	0	0	0	0	0	0	0	0	0	0
	Punjab	0	0	0	0	0	0	0	0	0	0	0	0	0	0	0	0	0
	Sindh R	0	0	0	0	0	0	0	0	0	0	0	0	0	0	0	1	1
	Sindh U	0	0	0	0	1	0	0	0	0	0	1	0	0	0	0	0	2
	KP	0	0	0	0	0	0	0	0	0	0	0	0	0	0	0	0	0
	Balochistan	0	0	1	0	0	0	0	0	0	0	0	0	0	0	0	0	1
	AJ&K	0	0	0	0	0	0	0	0	0	0	0	0	0	0	0	0	0
	GB	0	0	0	0	0	0	0	0	0	0	0	0	0	0	0	0	0
	FATA	0	0	0	0	0	0	0	0	0	0	0	0	0	0	0	0	0
Government Shipping	TOTAL	0	0	0	0	0	0	0	0	0	0	0	0	0	0	0	0	0
Office, Karachi.	Islamabad	0	0	0	0	0	0	0	0	0	0	0	0	0	0	0	0	0
	Punjab	0	0	0	0	0	0	0	0	0	0	0	0	0	0	0	0	0
	Sindh R	0	0	0	0	0	0	0	0	0	0	0	0	0	0	0	0	0
	Sindh U	0	0	0	0	0	0	0	0	0	0	0	0	0	0	0	0	0
	KP	0	0	0	0	0	0	0	0	0	0	0	0	0	0	0	0	0
	Balochistan	0	0	0	0	0	0	0	0	0	0	0	0	0	0	0	0	0
	AJ&K	0	0	0	0	0	0	0	0	0	0	0	0	0	0	0	0	0
	GB	0	0	0	0	0	0	0	0	0	0	0	0	0	0	0	0	0
	FATA	0	0	0	0	0	0	0	0	0	0	0	0	0	0	0	0	0

TABLE-26																		
DOMICILE WISE ACTUAL STRENGTH OF FEMALE EMPLOYEES BY BASIC SCALE AND DIVISIONS / ATTACHED DEPARTMENTS / SUBORDINATE OFFICES																		
DIVISION/OFFICE	DOMICILE	BASIC SCALE 1 to 16																
		1	2	3	4	5	6	7	8	9	10	11	12	13	14	15	16	TOTAL
Marine Biological	TOTAL	0	0	0	0	0	0	0	0	0	0	0	0	0	0	0	0	0
Research Laboratory,	Islamabad	0	0	0	0	0	0	0	0	0	0	0	0	0	0	0	0	0
Karachi.	Punjab	0	0	0	0	0	0	0	0	0	0	0	0	0	0	0	0	0
	Sindh R	0	0	0	0	0	0	0	0	0	0	0	0	0	0	0	0	0
	Sindh U	0	0	0	0	0	0	0	0	0	0	0	0	0	0	0	0	0
	KP	0	0	0	0	0	0	0	0	0	0	0	0	0	0	0	0	0
	Balochistan	0	0	0	0	0	0	0	0	0	0	0	0	0	0	0	0	0
	AJ&K	0	0	0	0	0	0	0	0	0	0	0	0	0	0	0	0	0
	GB	0	0	0	0	0	0	0	0	0	0	0	0	0	0	0	0	0
	FATA	0	0	0	0	0	0	0	0	0	0	0	0	0	0	0	0	0
Marine Fisheries	TOTAL	0	0	0	0	0	0	1	0	0	1	0	0	2	0	0	0	4
Department, Karachi.	Islamabad	0	0	0	0	0	0	0	0	0	0	0	0	0	0	0	0	0
	Punjab	0	0	0	0	0	0	0	0	0	0	0	0	0	0	0	0	0
	Sindh R	0	0	0	0	0	0	0	0	0	0	0	0	0	0	0	0	0
	Sindh U	0	0	0	0	0	0	1	0	0	1	0	0	2	0	0	0	4
	KP	0	0	0	0	0	0	0	0	0	0	0	0	0	0	0	0	0
	Balochistan	0	0	0	0	0	0	0	0	0	0	0	0	0	0	0	0	0
	AJ&K	0	0	0	0	0	0	0	0	0	0	0	0	0	0	0	0	0
	GB	0	0	0	0	0	0	0	0	0	0	0	0	0	0	0	0	0
	FATA	0	0	0	0	0	0	0	0	0	0	0	0	0	0	0	0	0
Mercantile Marine	TOTAL	0	0	1	0	0	0	0	0	0	0	0	0	0	0	0	0	1
Department, Karachi.	Islamabad	0	0	0	0	0	0	0	0	0	0	0	0	0	0	0	0	0
	Punjab	0	0	0	0	0	0	0	0	0	0	0	0	0	0	0	0	0
	Sindh R	0	0	0	0	0	0	0	0	0	0	0	0	0	0	0	0	0
	Sindh U	0	0	1	0	0	0	0	0	0	0	0	0	0	0	0	0	1
	KP	0	0	0	0	0	0	0	0	0	0	0	0	0	0	0	0	0
	Balochistan	0	0	0	0	0	0	0	0	0	0	0	0	0	0	0	0	0
	AJ&K	0	0	0	0	0	0	0	0	0	0	0	0	0	0	0	0	0
	GB	0	0	0	0	0	0	0	0	0	0	0	0	0	0	0	0	0
	FATA	0	0	0	0	0	0	0	0	0	0	0	0	0	0	0	0	0
24. Narcotics Control	G. TOTAL	4	2	0	0	41	0	3	0	17	0	1	0	0	8	0	19	95
Division	TOTAL	0	2	0	0	0	0	1	0	0	0	0	0	0	0	0	4	7
Main, Islamabad.	Islamabad	0	1	0	0	0	0	1	0	0	0	0	0	0	0	0	3	5
	Punjab	0	1	0	0	0	0	0	0	0	0	0	0	0	0	0	1	2
	Sindh R	0	0	0	0	0	0	0	0	0	0	0	0	0	0	0	0	0
	Sindh U	0	0	0	0	0	0	0	0	0	0	0	0	0	0	0	0	0
	KP	0	0	0	0	0	0	0	0	0	0	0	0	0	0	0	0	0
	Balochistan	0	0	0	0	0	0	0	0	0	0	0	0	0	0	0	0	0
	AJ&K	0	0	0	0	0	0	0	0	0	0	0	0	0	0	0	0	0
	GB	0	0	0	0	0	0	0	0	0	0	0	0	0	0	0	0	0
	FATA	0	0	0	0	0	0	0	0	0	0	0	0	0	0	0	0	0

TABLE-26																		
DOMICILE WISE ACTUAL STRENGTH OF FEMALE EMPLOYEES BY BASIC SCALE AND DIVISIONS / ATTACHED DEPARTMENTS / SUBORDINATE OFFICES																		
DIVISION/OFFICE	DOMICILE	BASIC SCALE 1 to 16																
		1	2	3	4	5	6	7	8	9	10	11	12	13	14	15	16	TOTAL
Anti Narcotics Force, Rawalpindi.	TOTAL	4	0	0	0	41	0	2	0	17	0	1	0	0	8	0	15	88
	Islamabad	0	0	0	0	0	0	2	0	1	0	0	0	0	0	0	0	3
	Punjab	2	0	0	0	20	0	0	0	9	0	1	0	0	7	0	11	50
	Sindh R	0	0	0	0	3	0	0	0	1	0	0	0	0	0	0	0	4
	Sindh U	0	0	0	0	7	0	0	0	3	0	0	0	0	0	0	1	11
	KP	0	0	0	0	6	0	0	0	3	0	0	0	0	1	0	2	12
	Balochistan	1	0	0	0	4	0	0	0	0	0	0	0	0	0	0	1	6
	AJ&K	0	0	0	0	1	0	0	0	0	0	0	0	0	0	0	0	1
	GB	1	0	0	0	0	0	0	0	0	0	0	0	0	0	0	0	1
	FATA	0	0	0	0	0	0	0	0	0	0	0	0	0	0	0	0	0
25. National Food	G. TOTAL	0	0	0	0	3	0	5	0	4	1	1	0	1	5	1	3	24
Security & Research	TOTAL	0	0	0	0	0	0	0	0	0	0	1	0	0	2	1	1	5
Division	Islamabad	0	0	0	0	0	0	0	0	0	0	0	0	0	1	0	0	1
Main, Islamabad.	Punjab	0	0	0	0	0	0	0	0	0	0	1	0	0	1	0	1	3
	Sindh R	0	0	0	0	0	0	0	0	0	0	0	0	0	0	0	0	0
	Sindh U	0	0	0	0	0	0	0	0	0	0	0	0	0	0	0	0	0
	KP	0	0	0	0	0	0	0	0	0	0	0	0	1	0	0	1	
	Balochistan	0	0	0	0	0	0	0	0	0	0	0	0	0	0	0	0	0
	AJ&K	0	0	0	0	0	0	0	0	0	0	0	0	0	0	0	0	0
	GB	0	0	0	0	0	0	0	0	0	0	0	0	0	0	0	0	0
	FATA	0	0	0	0	0	0	0	0	0	0	0	0	0	0	0	0	0
Agriculture Policy	TOTAL	0	0	0	0	0	0	0	0	0	0	0	0	0	0	0	0	0
Institute, Islamabad.	Islamabad	0	0	0	0	0	0	0	0	0	0	0	0	0	0	0	0	0
	Punjab	0	0	0	0	0	0	0	0	0	0	0	0	0	0	0	0	0
	Sindh R	0	0	0	0	0	0	0	0	0	0	0	0	0	0	0	0	0
	Sindh U	0	0	0	0	0	0	0	0	0	0	0	0	0	0	0	0	0
	KP	0	0	0	0	0	0	0	0	0	0	0	0	0	0	0	0	0
	Balochistan	0	0	0	0	0	0	0	0	0	0	0	0	0	0	0	0	0
	AJ&K	0	0	0	0	0	0	0	0	0	0	0	0	0	0	0	0	0
	GB	0	0	0	0	0	0	0	0	0	0	0	0	0	0	0	0	0
	FATA	0	0	0	0	0	0	0	0	0	0	0	0	0	0	0	0	0
Animal Quarantine	TOTAL	0	0	0	0	0	0	0	0	0	0	0	0	0	1	0	0	1
Department, Karachi.	Islamabad	0	0	0	0	0	0	0	0	0	0	0	0	0	0	0	0	0
	Punjab	0	0	0	0	0	0	0	0	0	0	0	0	1	0	0	1	1
	Sindh R	0	0	0	0	0	0	0	0	0	0	0	0	0	0	0	0	0
	Sindh U	0	0	0	0	0	0	0	0	0	0	0	0	0	0	0	0	0
	KP	0	0	0	0	0	0	0	0	0	0	0	0	0	0	0	0	0
	Balochistan	0	0	0	0	0	0	0	0	0	0	0	0	0	0	0	0	0
	AJ&K	0	0	0	0	0	0	0	0	0	0	0	0	0	0	0	0	0
	GB	0	0	0	0	0	0	0	0	0	0	0	0	0	0	0	0	0
	FATA	0	0	0	0	0	0	0	0	0	0	0	0	0	0	0	0	0

TABLE-26																		
DOMICILE WISE ACTUAL STRENGTH OF FEMALE EMPLOYEES BY BASIC SCALE AND DIVISIONS / ATTACHED DEPARTMENTS / SUBORDINATE OFFICES																		
DIVISION/OFFICE	DOMICILE	BASIC SCALE 1 to 16																
		1	2	3	4	5	6	7	8	9	10	11	12	13	14	15	16	TOTAL
Department of Plant	TOTAL	0	0	0	0	0	0	5	0	2	1	0	0	1	2	0	1	12
Protection, Karachi.	Islamabad	0	0	0	0	0	0	0	0	0	0	0	0	0	0	0	0	0
	Punjab	0	0	0	0	0	0	3	0	2	1	0	0	0	1	0	1	8
	Sindh R	0	0	0	0	0	0	0	0	0	0	0	0	0	1	0	0	1
	Sindh U	0	0	0	0	0	0	2	0	0	0	0	0	1	0	0	0	3
	KP	0	0	0	0	0	0	0	0	0	0	0	0	0	0	0	0	0
	Balochistan	0	0	0	0	0	0	0	0	0	0	0	0	0	0	0	0	0
	AJ&K	0	0	0	0	0	0	0	0	0	0	0	0	0	0	0	0	0
	GB	0	0	0	0	0	0	0	0	0	0	0	0	0	0	0	0	0
	FATA	0	0	0	0	0	0	0	0	0	0	0	0	0	0	0	0	0
Federal Seed	TOTAL	0	0	0	0	3	0	0	0	2	0	0	0	0	0	0	0	5
Certification &	Islamabad	0	0	0	0	0	0	0	0	1	0	0	0	0	0	0	0	1
Registration	Punjab	0	0	0	0	3	0	0	0	1	0	0	0	0	0	0	0	4
Department, Islamabad.	Sindh R	0	0	0	0	0	0	0	0	0	0	0	0	0	0	0	0	0
	Sindh U	0	0	0	0	0	0	0	0	0	0	0	0	0	0	0	0	0
	KP	0	0	0	0	0	0	0	0	0	0	0	0	0	0	0	0	0
	Balochistan	0	0	0	0	0	0	0	0	0	0	0	0	0	0	0	0	0
	AJ&K	0	0	0	0	0	0	0	0	0	0	0	0	0	0	0	0	0
	GB	0	0	0	0	0	0	0	0	0	0	0	0	0	0	0	0	0
	FATA	0	0	0	0	0	0	0	0	0	0	0	0	0	0	0	0	0
National Veterinary	TOTAL	0	0	0	0	0	0	0	0	0	0	0	0	0	0	0	1	1
Laboratory, Islamabad.	Islamabad	0	0	0	0	0	0	0	0	0	0	0	0	0	0	0	0	0
	Punjab	0	0	0	0	0	0	0	0	0	0	0	0	0	0	0	0	0
	Sindh R	0	0	0	0	0	0	0	0	0	0	0	0	0	0	0	0	0
	Sindh U	0	0	0	0	0	0	0	0	0	0	0	0	0	0	0	0	0
	KP	0	0	0	0	0	0	0	0	0	0	0	0	0	0	0	1	1
	Balochistan	0	0	0	0	0	0	0	0	0	0	0	0	0	0	0	0	0
	AJ&K	0	0	0	0	0	0	0	0	0	0	0	0	0	0	0	0	0
	GB	0	0	0	0	0	0	0	0	0	0	0	0	0	0	0	0	0
	FATA	0	0	0	0	0	0	0	0	0	0	0	0	0	0	0	0	0
26. National Health	G. TOTAL	30	28	2	5	0	9	3	4	10	0	3	0	7	0	5	106	
Services Regulations &	TOTAL	3	0	0	3	0	0	0	0	0	0	0	0	1	0	1	8	
Coordination Division	Islamabad	3	0	0	0	0	0	0	0	0	0	0	0	0	0	0	0	3
Main Islamabad.	Punjab	0	0	0	0	0	0	0	0	0	0	0	0	0	1	0	0	1
	Sindh R	0	0	0	0	0	0	0	0	0	0	0	0	0	0	0	1	1
	Sindh U	0	0	0	0	0	0	0	0	0	0	0	0	0	0	0	0	0
	KP	0	0	0	3	0	0	0	0	0	0	0	0	0	0	0	0	3
	Balochistan	0	0	0	0	0	0	0	0	0	0	0	0	0	0	0	0	0
	AJ&K	0	0	0	0	0	0	0	0	0	0	0	0	0	0	0	0	0
	GB	0	0	0	0	0	0	0	0	0	0	0	0	0	0	0	0	0
	FATA	0	0	0	0	0	0	0	0	0	0	0	0	0	0	0	0	0

TABLE-26																		
DOMICILE WISE ACTUAL STRENGTH OF FEMALE EMPLOYEES BY BASIC SCALE AND DIVISIONS / ATTACHED DEPARTMENTS / SUBORDINATE OFFICES																		
DIVISION/OFFICE	DOMICILE	BASIC SCALE 1 to 16																
		1	2	3	4	5	6	7	8	9	10	11	12	13	14	15	16	TOTAL
Directorate of Central	TOTAL	26	25	0	2	0	9	1	0	9	0	0	0	0	0	0	2	74
Health Establishments,	Islamabad	0	0	0	0	0	0	0	0	0	0	0	0	0	0	0	0	0
Islamabad.	Punjab	0	2	0	0	0	2	0	0	3	0	0	0	0	0	0	2	9
	Sindh R	0	0	0	0	0	1	0	0	2	0	0	0	0	0	0	0	3
	Sindh U	25	23	0	1	0	5	1	0	2	0	0	0	0	0	0	0	57
	KP	1	0	0	1	0	1	0	0	1	0	0	0	0	0	0	0	4
	Balochistan	0	0	0	0	0	0	0	0	1	0	0	0	0	0	0	0	1
	AJ&K	0	0	0	0	0	0	0	0	0	0	0	0	0	0	0	0	0
	GB	0	0	0	0	0	0	0	0	0	0	0	0	0	0	0	0	0
	FATA	0	0	0	0	0	0	0	0	0	0	0	0	0	0	0	0	0
Directorate of Malaria	TOTAL	0	0	0	0	0	0	0	0	0	0	0	0	0	0	0	0	0
Control, Islamabad.	Islamabad	0	0	0	0	0	0	0	0	0	0	0	0	0	0	0	0	0
	Punjab	0	0	0	0	0	0	0	0	0	0	0	0	0	0	0	0	0
	Sindh R	0	0	0	0	0	0	0	0	0	0	0	0	0	0	0	0	0
	Sindh U	0	0	0	0	0	0	0	0	0	0	0	0	0	0	0	0	0
	KP	0	0	0	0	0	0	0	0	0	0	0	0	0	0	0	0	0
	Balochistan	0	0	0	0	0	0	0	0	0	0	0	0	0	0	0	0	0
	AJ&K	0	0	0	0	0	0	0	0	0	0	0	0	0	0	0	0	0
	GB	0	0	0	0	0	0	0	0	0	0	0	0	0	0	0	0	0
	FATA	0	0	0	0	0	0	0	0	0	0	0	0	0	0	0	0	0
Directorate of Central	TOTAL	0	0	0	0	0	0	0	0	0	0	0	0	0	0	0	0	0
Warehouse & Supplies,	Islamabad	0	0	0	0	0	0	0	0	0	0	0	0	0	0	0	0	0
Karachi.	Punjab	0	0	0	0	0	0	0	0	0	0	0	0	0	0	0	0	0
	Sindh R	0	0	0	0	0	0	0	0	0	0	0	0	0	0	0	0	0
	Sindh U	0	0	0	0	0	0	0	0	0	0	0	0	0	0	0	0	0
	KP	0	0	0	0	0	0	0	0	0	0	0	0	0	0	0	0	0
	Balochistan	0	0	0	0	0	0	0	0	0	0	0	0	0	0	0	0	0
	AJ&K	0	0	0	0	0	0	0	0	0	0	0	0	0	0	0	0	0
	GB	0	0	0	0	0	0	0	0	0	0	0	0	0	0	0	0	0
	FATA	0	0	0	0	0	0	0	0	0	0	0	0	0	0	0	0	0
Expanded Programme on	TOTAL	0	0	0	0	0	0	0	0	0	0	1	0	0	2	0	0	3
Immunization, Islamabad.	Islamabad	0	0	0	0	0	0	0	0	0	0	1	0	0	0	0	0	1
	Punjab	0	0	0	0	0	0	0	0	0	0	0	0	0	2	0	0	2
	Sindh R	0	0	0	0	0	0	0	0	0	0	0	0	0	0	0	0	0
	Sindh U	0	0	0	0	0	0	0	0	0	0	0	0	0	0	0	0	0
	KP	0	0	0	0	0	0	0	0	0	0	0	0	0	0	0	0	0
	Balochistan	0	0	0	0	0	0	0	0	0	0	0	0	0	0	0	0	0
	AJ&K	0	0	0	0	0	0	0	0	0	0	0	0	0	0	0	0	0
	GB	0	0	0	0	0	0	0	0	0	0	0	0	0	0	0	0	0
	FATA	0	0	0	0	0	0	0	0	0	0	0	0	0	0	0	0	0

TABLE-26																		
DOMICILE WISE ACTUAL STRENGTH OF FEMALE EMPLOYEES BY BASIC SCALE AND DIVISIONS / ATTACHED DEPARTMENTS / SUBORDINATE OFFICES																		
DIVISION/OFFICE	DOMICILE	BASIC SCALE 1 to 16																
		1	2	3	4	5	6	7	8	9	10	11	12	13	14	15	16	TOTAL
National Aids Control	TOTAL	0	0	0	0	0	0	0	0	0	0	0	0	0	0	0	0	0
Programme, Islamabad.	Islamabad	0	0	0	0	0	0	0	0	0	0	0	0	0	0	0	0	0
	Punjab	0	0	0	0	0	0	0	0	0	0	0	0	0	0	0	0	0
	Sindh R	0	0	0	0	0	0	0	0	0	0	0	0	0	0	0	0	0
	Sindh U	0	0	0	0	0	0	0	0	0	0	0	0	0	0	0	0	0
	KP	0	0	0	0	0	0	0	0	0	0	0	0	0	0	0	0	0
	Balochistan	0	0	0	0	0	0	0	0	0	0	0	0	0	0	0	0	0
	AJ&K	0	0	0	0	0	0	0	0	0	0	0	0	0	0	0	0	0
	GB	0	0	0	0	0	0	0	0	0	0	0	0	0	0	0	0	0
	FATA	0	0	0	0	0	0	0	0	0	0	0	0	0	0	0	0	0
National Health	TOTAL	0	0	0	0	0	0	0	0	0	0	0	0	0	0	0	0	0
Information Resource	Islamabad	0	0	0	0	0	0	0	0	0	0	0	0	0	0	0	0	0
Centre, Islamabad.	Punjab	0	0	0	0	0	0	0	0	0	0	0	0	0	0	0	0	0
	Sindh R	0	0	0	0	0	0	0	0	0	0	0	0	0	0	0	0	0
	Sindh U	0	0	0	0	0	0	0	0	0	0	0	0	0	0	0	0	0
	KP	0	0	0	0	0	0	0	0	0	0	0	0	0	0	0	0	0
	Balochistan	0	0	0	0	0	0	0	0	0	0	0	0	0	0	0	0	0
	AJ&K	0	0	0	0	0	0	0	0	0	0	0	0	0	0	0	0	0
	GB	0	0	0	0	0	0	0	0	0	0	0	0	0	0	0	0	0
	FATA	0	0	0	0	0	0	0	0	0	0	0	0	0	0	0	0	0
National Health	TOTAL	0	0	0	0	0	0	1	0	0	0	0	0	0	0	0	1	2
Emergency	Islamabad	0	0	0	0	0	0	0	0	0	0	0	0	0	0	0	0	0
Preparedness &	Punjab	0	0	0	0	0	0	0	0	0	0	0	0	0	0	0	1	1
Response Network,	Sindh R	0	0	0	0	0	0	0	0	0	0	0	0	0	0	0	0	0
Islamabad.	Sindh U	0	0	0	0	0	0	0	0	0	0	0	0	0	0	0	0	0
	KP	0	0	0	0	0	0	0	0	0	0	0	0	0	0	0	0	0
	Balochistan	0	0	0	0	0	0	0	0	0	0	0	0	0	0	0	0	0
	AJ&K	0	0	0	0	0	0	1	0	0	0	0	0	0	0	0	0	1
	GB	0	0	0	0	0	0	0	0	0	0	0	0	0	0	0	0	0
	FATA	0	0	0	0	0	0	0	0	0	0	0	0	0	0	0	0	0
National Research	TOTAL	0	3	2	0	0	0	1	4	0	0	2	0	0	3	0	1	16
Institute Fertility Care,	Islamabad	0	0	0	0	0	0	0	0	0	0	0	0	0	0	0	0	0
Karachi.	Punjab	0	0	0	0	0	0	0	0	0	0	0	0	1	0	0	0	1
	Sindh R	0	0	0	0	0	0	1	2	0	0	0	0	1	0	0	0	4
	Sindh U	0	3	2	0	0	0	0	2	0	0	2	0	1	0	1	0	11
	KP	0	0	0	0	0	0	0	0	0	0	0	0	0	0	0	0	0
	Balochistan	0	0	0	0	0	0	0	0	0	0	0	0	0	0	0	0	0
	AJ&K	0	0	0	0	0	0	0	0	0	0	0	0	0	0	0	0	0
	GB	0	0	0	0	0	0	0	0	0	0	0	0	0	0	0	0	0
	FATA	0	0	0	0	0	0	0	0	0	0	0	0	0	0	0	0	0

TABLE-26																		
DOMICILE WISE ACTUAL STRENGTH OF FEMALE EMPLOYEES BY BASIC SCALE AND DIVISIONS / ATTACHED DEPARTMENTS / SUBORDINATE OFFICES																		
DIVISION/OFFICE	DOMICILE	BASIC SCALE 1 to 16																
		1	2	3	4	5	6	7	8	9	10	11	12	13	14	15	16	TOTAL
National Institute	TOTAL	1	0	0	0	0	0	0	0	0	1	0	0	0	1	0	0	3
of Population Studies,	Islamabad	1	0	0	0	0	0	0	0	0	0	0	0	0	0	0	0	1
Islamabad.	Punjab	0	0	0	0	0	0	0	0	1	0	0	0	0	1	0	0	2
	Sindh R	0	0	0	0	0	0	0	0	0	0	0	0	0	0	0	0	0
	Sindh U	0	0	0	0	0	0	0	0	0	0	0	0	0	0	0	0	0
	KP	0	0	0	0	0	0	0	0	0	0	0	0	0	0	0	0	0
	Balochistan	0	0	0	0	0	0	0	0	0	0	0	0	0	0	0	0	0
	AJ&K	0	0	0	0	0	0	0	0	0	0	0	0	0	0	0	0	0
	GB	0	0	0	0	0	0	0	0	0	0	0	0	0	0	0	0	0
	FATA	0	0	0	0	0	0	0	0	0	0	0	0	0	0	0	0	0
27. National History &	G. TOTAL	#NAME?	2	0	0	2	0	0	0	2	0	1	3	0	1	0	6	18
Literary Heritage Division	TOTAL		0	0	0	0	0	0	0	0	0	0	0	0	0	0	0	0
Main, Islamabad.	Islamabad		0	0	0	0	0	0	0	0	0	0	0	0	0	0	0	0
	Punjab		0	0	0	0	0	0	0	0	0	0	0	0	0	0	0	0
	Sindh R		0	0	0	0	0	0	0	0	0	0	0	0	0	0	0	0
	Sindh U		0	0	0	0	0	0	0	0	0	0	0	0	0	0	0	0
	KP		0	0	0	0	0	0	0	0	0	0	0	0	0	0	0	0
	Balochistan		0	0	0	0	0	0	0	0	0	0	0	0	0	0	0	0
	AJ&K		0	0	0	0	0	0	0	0	0	0	0	0	0	0	0	0
	GB		0	0	0	0	0	0	0	0	0	0	0	0	0	0	0	0
	FATA		0	0	0	0	0	0	0	0	0	0	0	0	0	0	0	0
Department of	TOTAL		1	0	0	0	0	0	0	1	0	0	0	0	1	0	0	3
Archaeology & Museums,	Islamabad		1	0	0	0	0	0	0	0	0	0	0	0	0	0	0	1
Islamabad.	Punjab		0	0	0	0	0	0	0	1	0	0	0	0	1	0	0	2
	Sindh R		0	0	0	0	0	0	0	0	0	0	0	0	0	0	0	0
	Sindh U		0	0	0	0	0	0	0	0	0	0	0	0	0	0	0	0
	KP		0	0	0	0	0	0	0	0	0	0	0	0	0	0	0	0
	Balochistan		0	0	0	0	0	0	0	0	0	0	0	0	0	0	0	0
	AJ&K		0	0	0	0	0	0	0	0	0	0	0	0	0	0	0	0
	GB		0	0	0	0	0	0	0	0	0	0	0	0	0	0	0	0
	FATA		0	0	0	0	0	0	0	0	0	0	0	0	0	0	0	0
National Language	TOTAL		0	0	0	0	0	0	0	0	0	0	0	0	0	0	2	2
Promotion Department,	Islamabad		0	0	0	0	0	0	0	0	0	0	0	0	0	0	0	0
Islamabad.	Punjab		0	0	0	0	0	0	0	0	0	0	0	0	0	0	2	2
	Sindh R		0	0	0	0	0	0	0	0	0	0	0	0	0	0	0	0
	Sindh U		0	0	0	0	0	0	0	0	0	0	0	0	0	0	0	0
	KP		0	0	0	0	0	0	0	0	0	0	0	0	0	0	0	0
	Balochistan		0	0	0	0	0	0	0	0	0	0	0	0	0	0	0	0
	AJ&K		0	0	0	0	0	0	0	0	0	0	0	0	0	0	0	0
	GB		0	0	0	0	0	0	0	0	0	0	0	0	0	0	0	0
	FATA		0	0	0	0	0	0	0	0	0	0	0	0	0	0	0	0

TABLE-26																		
DOMICILE WISE ACTUAL STRENGTH OF FEMALE EMPLOYEES BY BASIC SCALE AND DIVISIONS / ATTACHED DEPARTMENTS / SUBORDINATE OFFICES																		
DIVISION/OFFICE	DOMICILE	BASIC SCALE 1 to 16																
		1	2	3	4	5	6	7	8	9	10	11	12	13	14	15	16	TOTAL
National Library of Pakistan, Islamabad.	TOTAL	0	2	0	0	2	0	0	0	1	0	0	2	0	0	0	3	10
	Islamabad	0	0	0	0	1	0	0	0	0	0	0	0	0	0	0	0	1
	Punjab	0	2	0	0	1	0	0	0	0	0	0	2	0	0	0	3	8
	Sindh R	0	0	0	0	0	0	0	0	0	0	0	0	0	0	0	0	0
	Sindh U	0	0	0	0	0	0	0	0	0	0	0	0	0	0	0	0	0
	KP	0	0	0	0	0	0	0	0	0	0	0	0	0	0	0	0	0
	Balochistan	0	0	0	0	0	0	0	0	1	0	0	0	0	0	0	0	1
	AJ&K	0	0	0	0	0	0	0	0	0	0	0	0	0	0	0	0	0
	GB	0	0	0	0	0	0	0	0	0	0	0	0	0	0	0	0	0
	FATA	0	0	0	0	0	0	0	0	0	0	0	0	0	0	0	0	0
Urdu Dictionary Board, Karachi.	TOTAL	0	0	0	0	0	0	0	0	0	0	0	0	0	0	1	1	1
	Islamabad	0	0	0	0	0	0	0	0	0	0	0	0	0	0	0	0	0
	Punjab	0	0	0	0	0	0	0	0	0	0	0	0	0	0	0	1	1
	Sindh R	0	0	0	0	0	0	0	0	0	0	0	0	0	0	0	0	0
	Sindh U	0	0	0	0	0	0	0	0	0	0	0	0	0	0	0	0	0
	KP	0	0	0	0	0	0	0	0	0	0	0	0	0	0	0	0	0
	Balochistan	0	0	0	0	0	0	0	0	0	0	0	0	0	0	0	0	0
	AJ&K	0	0	0	0	0	0	0	0	0	0	0	0	0	0	0	0	0
	GB	0	0	0	0	0	0	0	0	0	0	0	0	0	0	0	0	0
	FATA	0	0	0	0	0	0	0	0	0	0	0	0	0	0	0	0	0
Urdu Science Board, Lahore.	TOTAL	0	0	0	0	0	0	0	0	0	0	1	1	0	0	0	0	2
	Islamabad	0	0	0	0	0	0	0	0	0	0	0	0	0	0	0	0	0
	Punjab	0	0	0	0	0	0	0	0	0	0	1	1	0	0	0	0	2
	Sindh R	0	0	0	0	0	0	0	0	0	0	0	0	0	0	0	0	0
	Sindh U	0	0	0	0	0	0	0	0	0	0	0	0	0	0	0	0	0
	KP	0	0	0	0	0	0	0	0	0	0	0	0	0	0	0	0	0
	Balochistan	0	0	0	0	0	0	0	0	0	0	0	0	0	0	0	0	0
	AJ&K	0	0	0	0	0	0	0	0	0	0	0	0	0	0	0	0	0
	GB	0	0	0	0	0	0	0	0	0	0	0	0	0	0	0	0	0
	FATA	0	0	0	0	0	0	0	0	0	0	0	0	0	0	0	0	0
28. National Security Division, Islamabad.	TOTAL	0	0	0	0	0	0	0	0	0	0	0	0	0	0	0	0	0
	Islamabad	0	0	0	0	0	0	0	0	0	0	0	0	0	0	0	0	0
	Punjab	0	0	0	0	0	0	0	0	0	0	0	0	0	0	0	0	0
	Sindh R	0	0	0	0	0	0	0	0	0	0	0	0	0	0	0	0	0
	Sindh U	0	0	0	0	0	0	0	0	0	0	0	0	0	0	0	0	0
	KP	0	0	0	0	0	0	0	0	0	0	0	0	0	0	0	0	0
	Balochistan	0	0	0	0	0	0	0	0	0	0	0	0	0	0	0	0	0
	AJ&K	0	0	0	0	0	0	0	0	0	0	0	0	0	0	0	0	0
	GB	0	0	0	0	0	0	0	0	0	0	0	0	0	0	0	0	0
	FATA	0	0	0	0	0	0	0	0	0	0	0	0	0	0	0	0	0

TABLE-26																		
DOMICILE WISE ACTUAL STRENGTH OF FEMALE EMPLOYEES BY BASIC SCALE AND DIVISIONS / ATTACHED DEPARTMENTS / SUBORDINATE OFFICES																		
DIVISION/OFFICE	DOMICILE	BASIC SCALE 1 to 16																
		1	2	3	4	5	6	7	8	9	10	11	12	13	14	15	16	TOTAL
29. Overseas Pakistanis and Human Resource Development Division	G. TOTAL	0	0	0	0	0	0	1	0	3	0	3	1	0	3	6	8	25
	TOTAL	0	0	0	0	0	0	0	0	1	0	1	0	0	2	2	5	11
Main, Islamabad.	Islamabad	0	0	0	0	0	0	0	0	1	0	0	0	0	1	1	3	
	Punjab	0	0	0	0	0	0	0	0	0	0	0	0	0	2	1	4	7
	Sindh R	0	0	0	0	0	0	0	0	0	0	0	0	0	0	0	0	0
	Sindh U	0	0	0	0	0	0	0	0	0	0	0	0	0	0	0	0	0
	KP	0	0	0	0	0	0	0	0	0	0	0	0	0	0	0	0	0
	Balochistan	0	0	0	0	0	0	0	0	0	0	0	0	0	0	0	0	0
	AJ&K	0	0	0	0	0	0	0	0	0	0	1	0	0	0	0	0	1
	GB	0	0	0	0	0	0	0	0	0	0	0	0	0	0	0	0	0
	FATA	0	0	0	0	0	0	0	0	0	0	0	0	0	0	0	0	0
	Bureau of Emigration & Overseas Employment, Islamabad.	0	0	0	0	0	0	0	0	0	0	0	0	0	0	0	0	0
	Punjab	0	0	0	0	0	0	0	0	1	0	0	1	0	0	4	2	8
	Sindh R	0	0	0	0	0	0	0	0	0	0	0	0	0	0	0	0	0
	Sindh U	0	0	0	0	0	0	0	0	0	0	1	0	0	0	0	1	2
	KP	0	0	0	0	0	0	0	0	0	0	0	0	0	1	0	0	1
	Balochistan	0	0	0	0	0	0	0	0	0	0	1	0	0	0	0	0	1
	AJ&K	0	0	0	0	0	0	0	0	0	0	0	0	0	0	0	0	0
	GB	0	0	0	0	0	0	0	0	0	0	0	0	0	0	0	0	0
	FATA	0	0	0	0	0	0	0	0	0	0	0	0	0	0	0	0	0
	National Industrial Relations Commission, Islamabad.	0	0	0	0	0	0	1	0	1	0	0	0	0	0	0	0	2
	Punjab	0	0	0	0	0	0	0	0	0	0	0	0	0	0	0	0	0
	Sindh R	0	0	0	0	0	0	0	0	0	0	0	0	0	0	0	0	0
	Sindh U	0	0	0	0	0	0	0	0	0	0	0	0	0	0	0	0	0
	KP	0	0	0	0	0	0	0	0	0	0	0	0	0	0	0	0	0
	Balochistan	0	0	0	0	0	0	0	0	0	0	0	0	0	0	0	0	0
	AJ&K	0	0	0	0	0	0	0	0	0	0	0	0	0	0	0	0	0
	GB	0	0	0	0	0	0	0	0	0	0	0	0	0	0	0	0	0
	FATA	0	0	0	0	0	0	0	0	0	0	0	0	0	0	0	0	0
30. Parliamentary Affairs Division, Islamabad.	TOTAL	0	0	0	0	0	0	0	0	1	0	1	0	0	2	1	1	6
	Islamabad	0	0	0	0	0	0	0	0	0	0	0	0	0	1	0	0	1
	Punjab	0	0	0	0	0	0	0	0	1	0	1	0	0	1	1	0	4
	Sindh R	0	0	0	0	0	0	0	0	0	0	0	0	0	0	0	0	0
	Sindh U	0	0	0	0	0	0	0	0	0	0	0	0	0	0	0	1	1
	KP	0	0	0	0	0	0	0	0	0	0	0	0	0	0	0	0	0
	Balochistan	0	0	0	0	0	0	0	0	0	0	0	0	0	0	0	0	0
	AJ&K	0	0	0	0	0	0	0	0	0	0	0	0	0	0	0	0	0
	GB	0	0	0	0	0	0	0	0	0	0	0	0	0	0	0	0	0
	FATA	0	0	0	0	0	0	0	0	0	0	0	0	0	0	0	0	0

TABLE-26																		
DOMICILE WISE ACTUAL STRENGTH OF FEMALE EMPLOYEES BY BASIC SCALE AND DIVISIONS / ATTACHED DEPARTMENTS / SUBORDINATE OFFICES																		
DIVISION/OFFICE	DOMICILE	BASIC SCALE 1 to 16																
		1	2	3	4	5	6	7	8	9	10	11	12	13	14	15	16	TOTAL
31. Petroleum &	G. TOTAL	0	0	1	0	0	1	1	0	5	0	1	0	0	4	0	14	27
Natural Resources	TOTAL	0	0	1	0	0	0	0	0	4	0	0	0	0	4	0	10	19
Division	Islamabad	0	0	0	0	0	0	0	0	1	0	0	0	0	0	0	2	3
Main, Islamabad.	Punjab	0	0	0	0	0	0	0	0	0	0	0	0	0	3	0	2	5
	Sindh R	0	0	0	0	0	0	0	0	0	0	0	0	0	1	0	4	5
	Sindh U	0	0	0	0	0	0	0	0	1	0	0	0	0	0	0	2	3
	KP	0	0	1	0	0	0	0	0	1	0	0	0	0	0	0	0	2
	Balochistan	0	0	0	0	0	0	0	0	0	0	0	0	0	0	0	0	0
	AJ&K	0	0	0	0	0	0	0	0	1	0	0	0	0	0	0	0	1
	GB	0	0	0	0	0	0	0	0	0	0	0	0	0	0	0	0	0
	FATA	0	0	0	0	0	0	0	0	0	0	0	0	0	0	0	0	0
	Central Inspectorate of	TOTAL	0	0	0	0	0	0	0	0	0	0	0	0	0	0	0	0
Mines, Islamabad.	Islamabad	0	0	0	0	0	0	0	0	0	0	0	0	0	0	0	0	0
	Punjab	0	0	0	0	0	0	0	0	0	0	0	0	0	0	0	0	0
	Sindh R	0	0	0	0	0	0	0	0	0	0	0	0	0	0	0	0	0
	Sindh U	0	0	0	0	0	0	0	0	0	0	0	0	0	0	0	0	0
	KP	0	0	0	0	0	0	0	0	0	0	0	0	0	0	0	0	0
	Balochistan	0	0	0	0	0	0	0	0	0	0	0	0	0	0	0	0	0
	AJ&K	0	0	0	0	0	0	0	0	0	0	0	0	0	0	0	0	0
	GB	0	0	0	0	0	0	0	0	0	0	0	0	0	0	0	0	0
	FATA	0	0	0	0	0	0	0	0	0	0	0	0	0	0	0	0	0
	Geological Survey of	TOTAL	0	0	0	0	0	1	1	0	1	0	1	0	0	0	4	8
Pakistan, Quetta.	Islamabad	0	0	0	0	0	0	0	0	0	0	0	0	0	0	0	0	0
	Punjab	0	0	0	0	0	0	1	0	0	0	0	0	0	0	0	2	3
	Sindh R	0	0	0	0	0	0	0	0	0	0	0	0	0	0	0	0	0
	Sindh U	0	0	0	0	0	0	0	0	0	0	1	0	0	0	0	1	2
	KP	0	0	0	0	0	1	0	0	0	0	0	0	0	0	0	0	1
	Balochistan	0	0	0	0	0	0	0	0	1	0	0	0	0	0	0	1	2
	AJ&K	0	0	0	0	0	0	0	0	0	0	0	0	0	0	0	0	0
	GB	0	0	0	0	0	0	0	0	0	0	0	0	0	0	0	0	0
	FATA	0	0	0	0	0	0	0	0	0	0	0	0	0	0	0	0	0
32. Planning Development	G. TOTAL	8	4	0	0	0	0	2	1	4	1	6	1	3	14	2	26	72
and Reform Division	TOTAL	7	0	0	0	0	0	0	0	3	0	1	0	0	5	0	15	31
Main, Islamabad.	Islamabad	5	0	0	0	0	0	0	0	1	0	0	0	0	0	0	0	6
	Punjab	2	0	0	0	0	0	0	0	1	0	1	0	0	2	0	10	16
	Sindh R	0	0	0	0	0	0	0	0	0	0	0	0	0	0	0	1	1
	Sindh U	0	0	0	0	0	0	0	0	1	0	0	0	0	1	0	1	3
	KP	0	0	0	0	0	0	0	0	0	0	0	0	0	0	0	2	2
	Balochistan	0	0	0	0	0	0	0	0	0	0	0	0	0	2	0	0	2
	AJ&K	0	0	0	0	0	0	0	0	0	0	0	0	0	0	0	0	0
	GB	0	0	0	0	0	0	0	0	0	0	0	0	0	0	0	0	0
	FATA	0	0	0	0	0	0	0	0	0	0	0	0	0	0	0	1	1

TABLE-26																		
DOMICILE WISE ACTUAL STRENGTH OF FEMALE EMPLOYEES BY BASIC SCALE AND DIVISIONS / ATTACHED DEPARTMENTS / SUBORDINATE OFFICES																		
DIVISION/OFFICE	DOMICILE	BASIC SCALE 1 to 16																TOTAL
		1	2	3	4	5	6	7	8	9	10	11	12	13	14	15	16	
Jawaid Azfar Computer Centre, Islamabad.	TOTAL	0	0	0	0	0	0	0	0	0	0	0	0	0	0	0	0	0
	Islamabad	0	0	0	0	0	0	0	0	0	0	0	0	0	0	0	0	0
	Punjab	0	0	0	0	0	0	0	0	0	0	0	0	0	0	0	0	0
	Sindh R	0	0	0	0	0	0	0	0	0	0	0	0	0	0	0	0	0
	Sindh U	0	0	0	0	0	0	0	0	0	0	0	0	0	0	0	0	0
	KP	0	0	0	0	0	0	0	0	0	0	0	0	0	0	0	0	0
	Balochistan	0	0	0	0	0	0	0	0	0	0	0	0	0	0	0	0	0
	AJ&K	0	0	0	0	0	0	0	0	0	0	0	0	0	0	0	0	0
	GB	0	0	0	0	0	0	0	0	0	0	0	0	0	0	0	0	0
	FATA	0	0	0	0	0	0	0	0	0	0	0	0	0	0	0	0	0
National Fertilizer Development Centre, Islamabad.	TOTAL	0	1	0	0	0	0	0	0	0	0	0	0	0	0	0	2	3
Islamabad	0	0	0	0	0	0	0	0	0	0	0	0	0	0	0	0	1	1
Punjab	0	0	0	0	0	0	0	0	0	0	0	0	0	0	0	0	1	1
Sindh R	0	0	0	0	0	0	0	0	0	0	0	0	0	0	0	0	0	0
Sindh U	0	0	0	0	0	0	0	0	0	0	0	0	0	0	0	0	0	0
KP	0	1	0	0	0	0	0	0	0	0	0	0	0	0	0	0	0	1
Balochistan	0	0	0	0	0	0	0	0	0	0	0	0	0	0	0	0	0	0
AJ&K	0	0	0	0	0	0	0	0	0	0	0	0	0	0	0	0	0	0
GB	0	0	0	0	0	0	0	0	0	0	0	0	0	0	0	0	0	0
FATA	0	0	0	0	0	0	0	0	0	0	0	0	0	0	0	0	0	0
National Logistic Cell, Rawalpindi.	TOTAL	1	3	0	0	0	0	2	1	1	1	5	1	3	9	2	9	38
Islamabad	0	0	0	0	0	0	0	0	0	0	0	0	0	0	0	0	0	0
Punjab	0	2	0	0	0	0	0	0	0	1	0	4	1	3	7	1	7	26
Sindh R	0	1	0	0	0	0	0	0	0	0	0	0	0	0	0	0	1	2
Sindh U	0	0	0	0	0	0	0	0	0	0	0	0	0	0	0	0	0	0
KP	1	0	0	0	0	0	0	0	1	0	0	1	0	0	1	0	1	5
Balochistan	0	0	0	0	0	0	0	0	0	0	0	0	0	0	0	1	0	1
AJ&K	0	0	0	0	0	0	0	0	0	0	1	0	0	0	1	0	0	2
GB	0	0	0	0	0	0	0	0	0	0	0	0	0	0	0	0	0	0
FATA	0	0	0	0	0	0	0	2	0	0	0	0	0	0	0	0	0	2
Pakistan Planning and Management Institute, Islamabad.	TOTAL	0	0	0	0	0	0	0	0	0	0	0	0	0	0	0	0	0
Islamabad	0	0	0	0	0	0	0	0	0	0	0	0	0	0	0	0	0	0
Punjab	0	0	0	0	0	0	0	0	0	0	0	0	0	0	0	0	0	0
Sindh R	0	0	0	0	0	0	0	0	0	0	0	0	0	0	0	0	0	0
Sindh U	0	0	0	0	0	0	0	0	0	0	0	0	0	0	0	0	0	0
KP	0	0	0	0	0	0	0	0	0	0	0	0	0	0	0	0	0	0
Balochistan	0	0	0	0	0	0	0	0	0	0	0	0	0	0	0	0	0	0
AJ&K	0	0	0	0	0	0	0	0	0	0	0	0	0	0	0	0	0	0
GB	0	0	0	0	0	0	0	0	0	0	0	0	0	0	0	0	0	0
FATA	0	0	0	0	0	0	0	0	0	0	0	0	0	0	0	0	0	0

TABLE-26																		
DOMICILE WISE ACTUAL STRENGTH OF FEMALE EMPLOYEES BY BASIC SCALE AND DIVISIONS / ATTACHED DEPARTMENTS / SUBORDINATE OFFICES																		
DIVISION/OFFICE	DOMICILE	BASIC SCALE 1 to 16																
		1	2	3	4	5	6	7	8	9	10	11	12	13	14	15	16	TOTAL
33. Privatization	TOTAL	0	0	0	0	0	0	0	0	0	0	0	0	0	0	0	0	0
Division, Islamabad.	Islamabad	0	0	0	0	0	0	0	0	0	0	0	0	0	0	0	0	0
	Punjab	0	0	0	0	0	0	0	0	0	0	0	0	0	0	0	0	0
	Sindh R	0	0	0	0	0	0	0	0	0	0	0	0	0	0	0	0	0
	Sindh U	0	0	0	0	0	0	0	0	0	0	0	0	0	0	0	0	0
	KP	0	0	0	0	0	0	0	0	0	0	0	0	0	0	0	0	0
	Balochistan	0	0	0	0	0	0	0	0	0	0	0	0	0	0	0	0	0
	AJ&K	0	0	0	0	0	0	0	0	0	0	0	0	0	0	0	0	0
	GB	0	0	0	0	0	0	0	0	0	0	0	0	0	0	0	0	0
	FATA	0	0	0	0	0	0	0	0	0	0	0	0	0	0	0	0	0
34. Postal Services Division	G. TOTAL	19	4	21	2	2	3	31	1	534	3	26	23	0	47	0	2	718
Main, Islamabad.	TOTAL	0	0	0	0	0	0	0	0	0	0	0	0	0	0	0	0	0
	Islamabad	0	0	0	0	0	0	0	0	0	0	0	0	0	0	0	0	0
	Punjab	0	0	0	0	0	0	0	0	0	0	0	0	0	0	0	0	0
	Sindh R	0	0	0	0	0	0	0	0	0	0	0	0	0	0	0	0	0
	Sindh U	0	0	0	0	0	0	0	0	0	0	0	0	0	0	0	0	0
	KP	0	0	0	0	0	0	0	0	0	0	0	0	0	0	0	0	0
	Balochistan	0	0	0	0	0	0	0	0	0	0	0	0	0	0	0	0	0
	AJ&K	0	0	0	0	0	0	0	0	0	0	0	0	0	0	0	0	0
	GB	0	0	0	0	0	0	0	0	0	0	0	0	0	0	0	0	0
	FATA	0	0	0	0	0	0	0	0	0	0	0	0	0	0	0	0	0
Pakistan Post Office	TOTAL	19	4	21	2	2	3	31	1	534	3	26	23	0	47	0	2	718
Department,	Islamabad	2	0	1	1	0	0	5	0	12	2	0	4	0	0	0	0	27
(Over all Pakistan).	Punjab	12	3	16	0	2	2	20	0	315	1	7	13	0	42	0	2	435
	Sindh R	1	1	3	1	0	0	6	0	128	0	19	4	0	5	0	0	168
	Sindh U	1	0	0	0	0	0	0	0	14	0	0	1	0	0	0	0	16
	KP	1	0	1	0	0	1	0	0	48	0	0	1	0	0	0	0	52
	Balochistan	2	0	0	0	0	0	0	1	11	0	0	0	0	0	0	0	14
	AJ&K	0	0	0	0	0	0	0	0	3	0	0	0	0	0	0	0	3
	GB	0	0	0	0	0	0	0	0	3	0	0	0	0	0	0	0	3
	FATA	0	0	0	0	0	0	0	0	0	0	0	0	0	0	0	0	0
35. Power Division	G. TOTAL	0	0	0	0	0	0	0	0	0	0	1	0	0	0	0	0	1
Main, Islamabad.	TOTAL	0	0	0	0	0	0	0	0	0	0	1	0	0	0	0	0	1
	Islamabad	0	0	0	0	0	0	0	0	0	0	0	0	0	0	0	0	0
	Punjab	0	0	0	0	0	0	0	0	0	0	1	0	0	0	0	0	1
	Sindh R	0	0	0	0	0	0	0	0	0	0	0	0	0	0	0	0	0
	Sindh U	0	0	0	0	0	0	0	0	0	0	0	0	0	0	0	0	0
	KP	0	0	0	0	0	0	0	0	0	0	0	0	0	0	0	0	0
	Balochistan	0	0	0	0	0	0	0	0	0	0	0	0	0	0	0	0	0
	AJ&K	0	0	0	0	0	0	0	0	0	0	0	0	0	0	0	0	0
	GB	0	0	0	0	0	0	0	0	0	0	0	0	0	0	0	0	0
	FATA	0	0	0	0	0	0	0	0	0	0	0	0	0	0	0	0	0

TABLE-26																		
DOMICILE WISE ACTUAL STRENGTH OF FEMALE EMPLOYEES BY BASIC SCALE AND DIVISIONS / ATTACHED DEPARTMENTS / SUBORDINATE OFFICES																		
DIVISION/OFFICE	DOMICILE	BASIC SCALE 1 to 16																
		1	2	3	4	5	6	7	8	9	10	11	12	13	14	15	16	TOTAL
National Energy	TOTAL	0	0	0	0	0	0	0	0	0	0	0	0	0	0	0	0	0
Conservation Centre	Islamabad	0	0	0	0	0	0	0	0	0	0	0	0	0	0	0	0	0
(ENERCON), Islamabad	Punjab	0	0	0	0	0	0	0	0	0	0	0	0	0	0	0	0	0
	Sindh R	0	0	0	0	0	0	0	0	0	0	0	0	0	0	0	0	0
	Sindh U	0	0	0	0	0	0	0	0	0	0	0	0	0	0	0	0	0
	KP	0	0	0	0	0	0	0	0	0	0	0	0	0	0	0	0	0
	Balochistan	0	0	0	0	0	0	0	0	0	0	0	0	0	0	0	0	0
	AJ&K	0	0	0	0	0	0	0	0	0	0	0	0	0	0	0	0	0
	GB	0	0	0	0	0	0	0	0	0	0	0	0	0	0	0	0	0
	FATA	0	0	0	0	0	0	0	0	0	0	0	0	0	0	0	0	0
36. Religious Affairs and	G. TOTAL	1	1	0	0	0	0	0	0	4	0	3	1	0	1	0	6	17
Inter-faith Harmony	TOTAL	0	0	0	0	0	0	0	0	2	0	3	1	0	1	0	5	12
Division	Islamabad	0	0	0	0	0	0	0	0	1	0	0	0	0	0	0	0	1
Main, Islamabad.	Punjab	0	0	0	0	0	0	0	0	1	0	3	0	0	0	0	4	8
	Sindh R	0	0	0	0	0	0	0	0	0	0	0	1	0	0	0	0	1
	Sindh U	0	0	0	0	0	0	0	0	0	0	0	0	0	0	0	1	1
	KP	0	0	0	0	0	0	0	0	0	0	0	0	0	1	0	0	1
	Balochistan	0	0	0	0	0	0	0	0	0	0	0	0	0	0	0	0	0
	AJ&K	0	0	0	0	0	0	0	0	0	0	0	0	0	0	0	0	0
	GB	0	0	0	0	0	0	0	0	0	0	0	0	0	0	0	0	0
	FATA	0	0	0	0	0	0	0	0	0	0	0	0	0	0	0	0	0
Directorate of Hajj,	TOTAL	1	1	0	0	0	0	0	0	2	0	0	0	0	0	0	1	5
(Over all Pakistan).	Islamabad	0	0	0	0	0	0	0	0	0	0	0	0	0	0	0	0	0
	Punjab	0	0	0	0	0	0	0	0	1	0	0	0	0	0	0	1	2
	Sindh R	0	0	0	0	0	0	0	0	0	0	0	0	0	0	0	0	0
	Sindh U	0	1	0	0	0	0	0	0	1	0	0	0	0	0	0	0	2
	KP	1	0	0	0	0	0	0	0	0	0	0	0	0	0	0	0	1
	Balochistan	0	0	0	0	0	0	0	0	0	0	0	0	0	0	0	0	0
	AJ&K	0	0	0	0	0	0	0	0	0	0	0	0	0	0	0	0	0
	GB	0	0	0	0	0	0	0	0	0	0	0	0	0	0	0	0	0
FATA	0	0	0	0	0	0	0	0	0	0	0	0	0	0	0	0	0	
37. Revenue Division	G.TOTAL	8	30	4	0	38	3	12	0	58	0	85	25	1	58	9	127	458
Main, Islamabad.	TOTAL	0	0	1	0	0	0	0	0	1	0	0	0	0	0	0	0	2
	Islamabad	0	0	1	0	0	0	0	0	0	0	0	0	0	0	0	0	1
	Punjab	0	0	0	0	0	0	0	0	0	0	0	0	0	0	0	0	0
	Sindh R	0	0	0	0	0	0	0	0	1	0	0	0	0	0	0	0	1
	Sindh U	0	0	0	0	0	0	0	0	0	0	0	0	0	0	0	0	0
	KP	0	0	0	0	0	0	0	0	0	0	0	0	0	0	0	0	0
	Balochistan	0	0	0	0	0	0	0	0	0	0	0	0	0	0	0	0	0
	AJ&K	0	0	0	0	0	0	0	0	0	0	0	0	0	0	0	0	0
GB	0	0	0	0	0	0	0	0	0	0	0	0	0	0	0	0	0	
FATA	0	0	0	0	0	0	0	0	0	0	0	0	0	0	0	0	0	

TABLE-26																		
DOMICILE WISE ACTUAL STRENGTH OF FEMALE EMPLOYEES BY BASIC SCALE AND DIVISIONS / ATTACHED DEPARTMENTS / SUBORDINATE OFFICES																		
DIVISION/OFFICE	DOMICILE	BASIC SCALE 1 to 16																TOTAL
		1	2	3	4	5	6	7	8	9	10	11	12	13	14	15	16	
Federal Board of Revenue	TOTAL	8	30	3	0	38	3	12	0	57	0	85	25	1	58	9	127	456
including (Customs,	Islamabad	1	2	0	0	1	0	3	0	7	0	1	4	0	3	4	3	29
Central Excise, Sales	Punjab	2	13	2	0	14	0	3	0	34	0	49	9	1	15	3	61	206
Tax & Income	Sindh R	2	1	0	0	2	0	0	0	2	0	4	1	0	1	0	8	21
Tax Departments), HQ,	Sindh U	1	9	1	0	15	3	4	0	11	0	24	11	0	34	0	46	159
Islamabad.	KP	2	4	0	0	2	0	0	0	1	0	4	0	0	5	2	6	26
	Balochistan	0	1	0	0	4	0	2	0	2	0	2	0	0	0	0	2	13
	AJ&K	0	0	0	0	0	0	0	0	0	0	1	0	0	0	0	1	2
	GB	0	0	0	0	0	0	0	0	0	0	0	0	0	0	0	0	0
	FATA	0	0	0	0	0	0	0	0	0	0	0	0	0	0	0	0	0
38. Railways Division	G. TOTAL	121	67	64	1	123	6	68	46	108	4	47	13	0	58	19	155	900
Main, Islamabad.	TOTAL	0	0	0	0	0	0	1	0	1	0	1	0	0	4	0	1	8
	Islamabad	0	0	0	0	0	0	0	0	0	0	0	0	0	0	0	1	1
	Punjab	0	0	0	0	0	0	1	0	1	0	1	0	0	3	0	0	6
	Sindh R	0	0	0	0	0	0	0	0	0	0	0	0	0	0	0	0	0
	Sindh U	0	0	0	0	0	0	0	0	0	0	0	0	0	1	0	0	1
	KP	0	0	0	0	0	0	0	0	0	0	0	0	0	0	0	0	0
	Balochistan	0	0	0	0	0	0	0	0	0	0	0	0	0	0	0	0	0
	AJ&K	0	0	0	0	0	0	0	0	0	0	0	0	0	0	0	0	0
	GB	0	0	0	0	0	0	0	0	0	0	0	0	0	0	0	0	0
	FATA	0	0	0	0	0	0	0	0	0	0	0	0	0	0	0	0	0
Pakistan Railways HQ,	TOTAL	121	67	64	1	123	6	67	46	107	4	46	13	0	54	19	154	892
Lahore.	Islamabad	0	0	0	0	1	0	0	0	2	0	1	0	0	1	0	0	5
	Punjab	69	42	13	0	85	0	41	24	59	4	39	7	0	35	8	120	546
	Sindh R	17	10	17	0	8	3	14	6	6	0	0	3	0	3	1	0	88
	Sindh U	31	14	15	1	20	3	12	12	35	0	4	2	0	14	10	31	204
	KP	3	0	1	0	5	0	0	4	4	0	2	1	0	1	0	2	23
	Balochistan	1	1	18	0	4	0	0	0	0	0	0	0	0	0	0	1	25
	AJ&K	0	0	0	0	0	0	0	0	1	0	0	0	0	0	0	0	1
	GB	0	0	0	0	0	0	0	0	0	0	0	0	0	0	0	0	0
	FATA	0	0	0	0	0	0	0	0	0	0	0	0	0	0	0	0	0
39. Science & Technology	TOTAL	0	0	0	0	0	0	0	0	0	0	0	0	0	0	0	3	3
Division, Islamabad.	Islamabad	0	0	0	0	0	0	0	0	0	0	0	0	0	0	0	0	0
	Punjab	0	0	0	0	0	0	0	0	0	0	0	0	0	0	0	3	3
	Sindh R	0	0	0	0	0	0	0	0	0	0	0	0	0	0	0	0	0
	Sindh U	0	0	0	0	0	0	0	0	0	0	0	0	0	0	0	0	0
	KP	0	0	0	0	0	0	0	0	0	0	0	0	0	0	0	0	0
	Balochistan	0	0	0	0	0	0	0	0	0	0	0	0	0	0	0	0	0
	AJ&K	0	0	0	0	0	0	0	0	0	0	0	0	0	0	0	0	0
	GB	0	0	0	0	0	0	0	0	0	0	0	0	0	0	0	0	0
	FATA	0	0	0	0	0	0	0	0	0	0	0	0	0	0	0	0	0

TABLE-26																		
DOMICILE WISE ACTUAL STRENGTH OF FEMALE EMPLOYEES BY BASIC SCALE AND DIVISIONS / ATTACHED DEPARTMENTS / SUBORDINATE OFFICES																		
DIVISION/OFFICE	DOMICILE	BASIC SCALE 1 to 16																
		1	2	3	4	5	6	7	8	9	10	11	12	13	14	15	16	TOTAL
40. States and Frontier	G. TOTAL	1	3	0	0	0	0	1	0	0	0	1	0	0	2	0	2	10
Regions Division	TOTAL	0	1	0	0	0	0	1	0	0	0	0	0	0	1	0	2	5
Main, Islamabad.	Islamabad	0	0	0	0	0	0	0	0	0	0	0	0	0	1	0	0	1
	Punjab	0	1	0	0	0	0	1	0	0	0	0	0	0	0	0	2	4
	Sindh R	0	0	0	0	0	0	0	0	0	0	0	0	0	0	0	0	0
	Sindh U	0	0	0	0	0	0	0	0	0	0	0	0	0	0	0	0	0
	KP	0	0	0	0	0	0	0	0	0	0	0	0	0	0	0	0	0
	Balochistan	0	0	0	0	0	0	0	0	0	0	0	0	0	0	0	0	0
	AJ&K	0	0	0	0	0	0	0	0	0	0	0	0	0	0	0	0	0
	GB	0	0	0	0	0	0	0	0	0	0	0	0	0	0	0	0	0
	FATA	0	0	0	0	0	0	0	0	0	0	0	0	0	0	0	0	0
Chief Commissioner for	TOTAL	1	2	0	0	0	0	0	0	0	0	1	0	0	1	0	0	5
Afghan Refugees,	Islamabad	0	0	0	0	0	0	0	0	0	0	0	0	0	0	0	0	0
Islamabad, Lahore,	Punjab	1	0	0	0	0	0	0	0	0	0	0	0	0	1	0	0	2
Quetta, Karachi,	Sindh R	0	0	0	0	0	0	0	0	0	0	0	0	0	0	0	0	0
Peshawar.	Sindh U	0	0	0	0	0	0	0	0	0	0	0	0	0	0	0	0	0
	KP	0	1	0	0	0	0	0	0	0	0	1	0	0	0	0	0	2
	Balochistan	0	1	0	0	0	0	0	0	0	0	0	0	0	0	0	0	1
	AJ&K	0	0	0	0	0	0	0	0	0	0	0	0	0	0	0	0	0
	GB	0	0	0	0	0	0	0	0	0	0	0	0	0	0	0	0	0
	FATA	0	0	0	0	0	0	0	0	0	0	0	0	0	0	0	0	0
41. Statistics Division	G. TOTAL	2	1	0	0	0	0	0	0	13	0	10	10	0	9	16	208	269
Main, Islamabad.	TOTAL	0	0	0	0	0	0	0	0	0	0	1	0	0	1	0	1	3
	Islamabad	0	0	0	0	0	0	0	0	0	0	1	0	0	0	0	0	1
	Punjab	0	0	0	0	0	0	0	0	0	0	0	0	0	0	0	1	1
	Sindh R	0	0	0	0	0	0	0	0	0	0	0	0	0	1	0	0	1
	Sindh U	0	0	0	0	0	0	0	0	0	0	0	0	0	0	0	0	0
	KP	0	0	0	0	0	0	0	0	0	0	0	0	0	0	0	0	0
	Balochistan	0	0	0	0	0	0	0	0	0	0	0	0	0	0	0	0	0
	AJ&K	0	0	0	0	0	0	0	0	0	0	0	0	0	0	0	0	0
	GB	0	0	0	0	0	0	0	0	0	0	0	0	0	0	0	0	0
	FATA	0	0	0	0	0	0	0	0	0	0	0	0	0	0	0	0	0
Pakistan Bureau of	TOTAL	2	1	0	0	0	0	0	0	13	0	9	10	0	8	16	207	266
Statistics, Islamabad.	Islamabad	0	0	0	0	0	0	0	0	3	0	4	0	0	0	8	25	40
	Punjab	0	1	0	0	0	0	0	0	5	0	3	8	0	5	5	89	116
	Sindh R	2	0	0	0	0	0	0	0	4	0	1	1	0	1	0	21	30
	Sindh U	0	0	0	0	0	0	0	0	0	0	0	1	0	2	2	26	31
	KP	0	0	0	0	0	0	0	0	0	0	0	0	0	0	0	28	28
	Balochistan	0	0	0	0	0	0	0	0	0	0	1	0	0	0	0	9	10
	AJ&K	0	0	0	0	0	0	0	0	0	0	0	0	0	0	1	4	5
	GB	0	0	0	0	0	0	0	0	1	0	0	0	0	0	0	5	6
	FATA	0	0	0	0	0	0	0	0	0	0	0	0	0	0	0	0	0

TABLE-26																		
DOMICILE WISE ACTUAL STRENGTH OF FEMALE EMPLOYEES BY BASIC SCALE AND DIVISIONS / ATTACHED DEPARTMENTS / SUBORDINATE OFFICES																		
DIVISION/OFFICE	DOMICILE	BASIC SCALE 1 to 16																
		1	2	3	4	5	6	7	8	9	10	11	12	13	14	15	16	TOTAL
42. Textile Industry Division.	G. TOTAL	0	1	0	0	0	0	0	0	1	0	2	0	0	1	2	2	9
Main, Islamabad.	TOTAL	0	1	0	0	0	0	0	0	0	0	1	0	0	1	2	2	7
	Islamabad	0	0	0	0	0	0	0	0	0	0	1	0	0	0	0	0	1
	Punjab	0	1	0	0	0	0	0	0	0	0	0	0	0	1	2	0	4
	Sindh R	0	0	0	0	0	0	0	0	0	0	0	0	0	0	0	0	0
	Sindh U	0	0	0	0	0	0	0	0	0	0	0	0	0	0	0	0	0
	KP	0	0	0	0	0	0	0	0	0	0	0	0	0	0	0	2	2
	Balochistan	0	0	0	0	0	0	0	0	0	0	0	0	0	0	0	0	0
	AJ&K	0	0	0	0	0	0	0	0	0	0	0	0	0	0	0	0	0
	GB	0	0	0	0	0	0	0	0	0	0	0	0	0	0	0	0	0
	FATA	0	0	0	0	0	0	0	0	0	0	0	0	0	0	0	0	0
Textile Commissioner's	TOTAL	0	0	0	0	0	0	0	0	1	0	1	0	0	0	0	0	2
Organization, Karachi.	Islamabad	0	0	0	0	0	0	0	0	0	0	0	0	0	0	0	0	0
	Punjab	0	0	0	0	0	0	0	0	1	0	0	0	0	0	0	0	1
	Sindh R	0	0	0	0	0	0	0	0	0	0	1	0	0	0	0	0	1
	Sindh U	0	0	0	0	0	0	0	0	0	0	0	0	0	0	0	0	0
	KP	0	0	0	0	0	0	0	0	0	0	0	0	0	0	0	0	0
	Balochistan	0	0	0	0	0	0	0	0	0	0	0	0	0	0	0	0	0
	AJ&K	0	0	0	0	0	0	0	0	0	0	0	0	0	0	0	0	0
	GB	0	0	0	0	0	0	0	0	0	0	0	0	0	0	0	0	0
	FATA	0	0	0	0	0	0	0	0	0	0	0	0	0	0	0	0	0
43. Water Resources Division	G. TOTAL	0	1	0	0	0	0	0	0	1	0	1	0	0	1	1	1	6
Main, Islamabad.	TOTAL	0	0	0	0	0	0	0	0	0	0	0	0	0	0	0	1	1
	Islamabad	0	0	0	0	0	0	0	0	0	0	0	0	0	0	0	0	0
	Punjab	0	0	0	0	0	0	0	0	0	0	0	0	0	0	0	1	1
	Sindh R	0	0	0	0	0	0	0	0	0	0	0	0	0	0	0	0	0
	Sindh U	0	0	0	0	0	0	0	0	0	0	0	0	0	0	0	0	0
	KP	0	0	0	0	0	0	0	0	0	0	0	0	0	0	0	0	0
	Balochistan	0	0	0	0	0	0	0	0	0	0	0	0	0	0	0	0	0
	AJ&K	0	0	0	0	0	0	0	0	0	0	0	0	0	0	0	0	0
	GB	0	0	0	0	0	0	0	0	0	0	0	0	0	0	0	0	0
	FATA	0	0	0	0	0	0	0	0	0	0	0	0	0	0	0	0	0
Office of the Chief	TOTAL	0	0	0	0	0	0	0	0	1	0	1	0	0	1	1	0	4
Engineering Adviser/	Islamabad	0	0	0	0	0	0	0	0	1	0	0	0	0	0	0	0	1
Chairman Federal	Punjab	0	0	0	0	0	0	0	0	0	0	1	0	0	0	1	0	2
Flood Commission,	Sindh R	0	0	0	0	0	0	0	0	0	0	0	0	0	1	0	0	1
Islamabad.	Sindh U	0	0	0	0	0	0	0	0	0	0	0	0	0	0	0	0	0
	KP	0	0	0	0	0	0	0	0	0	0	0	0	0	0	0	0	0
	Balochistan	0	0	0	0	0	0	0	0	0	0	0	0	0	0	0	0	0
	AJ&K	0	0	0	0	0	0	0	0	0	0	0	0	0	0	0	0	0
	GB	0	0	0	0	0	0	0	0	0	0	0	0	0	0	0	0	0
	FATA	0	0	0	0	0	0	0	0	0	0	0	0	0	0	0	0	0

TABLE-26																		
DOMICILE WISE ACTUAL STRENGTH OF FEMALE EMPLOYEES BY BASIC SCALE AND DIVISIONS / ATTACHED DEPARTMENTS / SUBORDINATE OFFICES																		
DIVISION/OFFICE	DOMICILE	BASIC SCALE 1 to 16																
		1	2	3	4	5	6	7	8	9	10	11	12	13	14	15	16	TOTAL
Pakistan Commissioner	TOTAL	0	1	0	0	0	0	0	0	0	0	0	0	0	0	0	0	1
for Indus Waters,	Islamabad	0	0	0	0	0	0	0	0	0	0	0	0	0	0	0	0	0
Lahore.	Punjab	0	1	0	0	0	0	0	0	0	0	0	0	0	0	0	0	1
	Sindh R	0	0	0	0	0	0	0	0	0	0	0	0	0	0	0	0	0
	Sindh U	0	0	0	0	0	0	0	0	0	0	0	0	0	0	0	0	0
	KP	0	0	0	0	0	0	0	0	0	0	0	0	0	0	0	0	0
	Balochistan	0	0	0	0	0	0	0	0	0	0	0	0	0	0	0	0	0
	AJ&K	0	0	0	0	0	0	0	0	0	0	0	0	0	0	0	0	0
	GB	0	0	0	0	0	0	0	0	0	0	0	0	0	0	0	0	0
	FATA	0	0	0	0	0	0	0	0	0	0	0	0	0	0	0	0	0
44. President's	TOTAL	4	0	0	0	0	0	0	0	2	0	2	0	0	1	0	7	16
Secretariat (Public),	Islamabad	0	0	0	0	0	0	0	0	0	0	0	0	0	0	0	0	0
Islamabad.	Punjab	4	0	0	0	0	0	0	0	1	0	2	0	0	1	0	7	15
	Sindh R	0	0	0	0	0	0	0	0	0	0	0	0	0	0	0	0	0
	Sindh U	0	0	0	0	0	0	0	0	0	0	0	0	0	0	0	0	0
	KP	0	0	0	0	0	0	0	0	0	0	0	0	0	0	0	0	0
	Balochistan	0	0	0	0	0	0	0	0	0	0	0	0	0	0	0	0	0
	AJ&K	0	0	0	0	0	0	0	0	1	0	0	0	0	0	0	0	1
	GB	0	0	0	0	0	0	0	0	0	0	0	0	0	0	0	0	0
	FATA	0	0	0	0	0	0	0	0	0	0	0	0	0	0	0	0	0
45. President's Secretariat	TOTAL	2	1	0	0	0	0	0	1	4	0	2	0	0	0	0	1	11
(Personal), Islamabad.	Islamabad	0	0	0	0	0	0	0	0	0	0	0	0	0	0	0	1	1
	Punjab	2	1	0	0	0	0	0	0	3	0	2	0	0	0	0	0	8
	Sindh R	0	0	0	0	0	0	0	0	0	0	0	0	0	0	0	0	0
	Sindh U	0	0	0	0	0	0	0	0	1	0	0	0	0	0	0	0	1
	KP	0	0	0	0	0	0	0	1	0	0	0	0	0	0	0	0	1
	Balochistan	0	0	0	0	0	0	0	0	0	0	0	0	0	0	0	0	0
	AJ&K	0	0	0	0	0	0	0	0	0	0	0	0	0	0	0	0	0
	GB	0	0	0	0	0	0	0	0	0	0	0	0	0	0	0	0	0
	FATA	0	0	0	0	0	0	0	0	0	0	0	0	0	0	0	0	0
46. Prime Minister's	G. TOTAL	2	0	0	0	0	0	0	0	3	0	0	0	1	0	3	3	12
Office (Public)	TOTAL	2	0	0	0	0	0	0	0	1	0	0	0	0	0	0	1	4
Main, Islamabad.	Islamabad	0	0	0	0	0	0	0	0	0	0	0	0	0	0	0	0	0
	Punjab	1	0	0	0	0	0	0	0	0	0	0	0	0	0	0	1	2
	Sindh R	0	0	0	0	0	0	0	0	0	0	0	0	0	0	0	0	0
	Sindh U	0	0	0	0	0	0	0	0	1	0	0	0	0	0	0	0	1
	KP	0	0	0	0	0	0	0	0	0	0	0	0	0	0	0	0	0
	Balochistan	0	0	0	0	0	0	0	0	0	0	0	0	0	0	0	0	0
	AJ&K	1	0	0	0	0	0	0	0	0	0	0	0	0	0	0	0	1
	GB	0	0	0	0	0	0	0	0	0	0	0	0	0	0	0	0	0
	FATA	0	0	0	0	0	0	0	0	0	0	0	0	0	0	0	0	0

TABLE-26																		
DOMICILE WISE ACTUAL STRENGTH OF FEMALE EMPLOYEES BY BASIC SCALE AND DIVISIONS / ATTACHED DEPARTMENTS / SUBORDINATE OFFICES																		
DIVISION/OFFICE	DOMICILE	BASIC SCALE 1 to 16																
		1	2	3	4	5	6	7	8	9	10	11	12	13	14	15	16	TOTAL
Board of Investment,	TOTAL	0	0	0	0	0	0	0	0	2	0	0	0	1	0	3	1	7
Islamabad.	Islamabad	0	0	0	0	0	0	0	0	0	0	0	0	0	0	0	0	0
	Punjab	0	0	0	0	0	0	0	0	0	0	0	0	0	0	0	1	1
	Sindh R	0	0	0	0	0	0	0	0	0	0	0	0	0	0	3	0	3
	Sindh U	0	0	0	0	0	0	0	0	0	0	0	0	1	0	0	0	1
	KP	0	0	0	0	0	0	0	0	0	0	0	0	0	0	0	0	0
	Balochistan	0	0	0	0	0	0	0	0	0	0	0	0	0	0	0	0	0
	AJ&K	0	0	0	0	0	0	0	0	2	0	0	0	0	0	0	0	2
	GB	0	0	0	0	0	0	0	0	0	0	0	0	0	0	0	0	0
	FATA	0	0	0	0	0	0	0	0	0	0	0	0	0	0	0	0	0
National Commission for	TOTAL	0	0	0	0	0	0	0	0	0	0	0	0	0	0	0	0	0
Government Reforms,	Islamabad	0	0	0	0	0	0	0	0	0	0	0	0	0	0	0	0	0
Islamabad.	Punjab	0	0	0	0	0	0	0	0	0	0	0	0	0	0	0	0	0
	Sindh R	0	0	0	0	0	0	0	0	0	0	0	0	0	0	0	0	0
	Sindh U	0	0	0	0	0	0	0	0	0	0	0	0	0	0	0	0	0
	KP	0	0	0	0	0	0	0	0	0	0	0	0	0	0	0	0	0
	Balochistan	0	0	0	0	0	0	0	0	0	0	0	0	0	0	0	0	0
	AJ&K	0	0	0	0	0	0	0	0	0	0	0	0	0	0	0	0	0
	GB	0	0	0	0	0	0	0	0	0	0	0	0	0	0	0	0	0
	FATA	0	0	0	0	0	0	0	0	0	0	0	0	0	0	0	0	0
Prime Minister's	TOTAL	0	0	0	0	0	0	0	0	0	0	0	0	0	0	0	1	1
Inspection Commission,	Islamabad	0	0	0	0	0	0	0	0	0	0	0	0	0	0	0	1	1
Islamabad.	Punjab	0	0	0	0	0	0	0	0	0	0	0	0	0	0	0	0	0
	Sindh R	0	0	0	0	0	0	0	0	0	0	0	0	0	0	0	0	0
	Sindh U	0	0	0	0	0	0	0	0	0	0	0	0	0	0	0	0	0
	KP	0	0	0	0	0	0	0	0	0	0	0	0	0	0	0	0	0
	Balochistan	0	0	0	0	0	0	0	0	0	0	0	0	0	0	0	0	0
	AJ&K	0	0	0	0	0	0	0	0	0	0	0	0	0	0	0	0	0
	GB	0	0	0	0	0	0	0	0	0	0	0	0	0	0	0	0	0
	FATA	0	0	0	0	0	0	0	0	0	0	0	0	0	0	0	0	0
47. Prime Minister's	TOTAL	0	0	0	0	0	0	0	1	14	0	3	0	2	1	0	21	
Office (Internal),	Islamabad	0	0	0	0	0	0	0	0	0	0	0	0	0	0	0	0	
Islamabad.	Punjab	0	0	0	0	0	0	0	1	12	0	3	0	2	1	0	19	
	Sindh R	0	0	0	0	0	0	0	0	0	0	0	0	0	0	0	0	
	Sindh U	0	0	0	0	0	0	0	0	0	0	0	0	0	0	0	0	
	KP	0	0	0	0	0	0	0	0	1	0	0	0	0	0	0	1	
	Balochistan	0	0	0	0	0	0	0	0	0	0	0	0	0	0	0	0	
	AJ&K	0	0	0	0	0	0	0	0	0	0	0	0	0	0	0	0	
	GB	0	0	0	0	0	0	0	0	0	0	0	0	0	0	0	0	
	FATA	0	0	0	0	0	0	0	0	1	0	0	0	0	0	0	1	

TABLE-26																			
DOMICILE WISE ACTUAL STRENGTH OF FEMALE EMPLOYEES BY BASIC SCALE AND DIVISIONS / ATTACHED DEPARTMENTS / SUBORDINATE OFFICES																			
DIVISION/OFFICE	DOMICILE	BASIC SCALE 1 to 16																	
		1	2	3	4	5	6	7	8	9	10	11	12	13	14	15	16	TOTAL	
48. National Assembly	TOTAL	3	0	0	0	0	0	0	13	0	2	1	3	0	0	12	0	4	38
Secretariat, Islamabad.	Islamabad	3	0	0	0	0	0	0	0	0	0	0	0	0	0	0	0	0	3
	Punjab	0	0	0	0	0	0	0	10	0	1	0	1	0	0	5	0	2	19
	Sindh R	0	0	0	0	0	0	0	0	0	0	1	1	0	0	3	0	0	5
	Sindh U	0	0	0	0	0	0	0	0	0	0	0	0	0	0	2	0	1	3
	KP	0	0	0	0	0	0	0	2	0	0	0	1	0	0	0	0	1	4
	Balochistan	0	0	0	0	0	0	0	0	0	1	0	0	0	0	1	0	0	2
	AJ&K	0	0	0	0	0	0	0	1	0	0	0	0	0	0	0	0	0	1
	GB	0	0	0	0	0	0	0	0	0	0	0	0	0	0	1	0	0	1
	FATA	0	0	0	0	0	0	0	0	0	0	0	0	0	0	0	0	0	0
49. Senate Secretariat,	TOTAL	4	0	0	1	0	0	0	0	0	5	0	1	0	0	1	11	5	28
Islamabad.	Islamabad	1	0	0	0	0	0	0	0	0	3	0	0	0	0	1	1	0	6
	Punjab	3	0	0	0	0	0	0	0	0	2	0	0	0	0	0	6	4	15
	Sindh R	0	0	0	1	0	0	0	0	0	0	0	1	0	0	0	0	0	2
	Sindh U	0	0	0	0	0	0	0	0	0	0	0	0	0	0	0	1	1	2
	KP	0	0	0	0	0	0	0	0	0	0	0	0	0	0	0	3	0	3
	Balochistan	0	0	0	0	0	0	0	0	0	0	0	0	0	0	0	0	0	0
	AJ&K	0	0	0	0	0	0	0	0	0	0	0	0	0	0	0	0	0	0
	GB	0	0	0	0	0	0	0	0	0	0	0	0	0	0	0	0	0	0
	FATA	0	0	0	0	0	0	0	0	0	0	0	0	0	0	0	0	0	0
50. Election Commission	G. TOTAL	0	1	0	0	0	0	0	0	0	9	0	8	0	7	3	1	27	56
of Pakistan	TOTAL	0	0	0	0	0	0	0	0	0	0	0	0	0	0	1	0	5	6
Main, Islamabad.	Islamabad	0	0	0	0	0	0	0	0	0	0	0	0	0	0	0	0	2	2
	Punjab	0	0	0	0	0	0	0	0	0	0	0	0	0	0	1	0	1	2
	Sindh R	0	0	0	0	0	0	0	0	0	0	0	0	0	0	0	0	0	0
	Sindh U	0	0	0	0	0	0	0	0	0	0	0	0	0	0	0	0	0	0
	KP	0	0	0	0	0	0	0	0	0	0	0	0	0	0	0	0	1	1
	Balochistan	0	0	0	0	0	0	0	0	0	0	0	0	0	0	0	0	0	0
	AJ&K	0	0	0	0	0	0	0	0	0	0	0	0	0	0	0	0	0	0
	GB	0	0	0	0	0	0	0	0	0	0	0	0	0	0	0	0	0	0
	FATA	0	0	0	0	0	0	0	0	0	0	0	0	0	0	0	0	1	1
Provincial Election	TOTAL	0	1	0	0	0	0	0	0	0	9	0	8	0	7	2	1	22	50
Commissioners,	Islamabad	0	0	0	0	0	0	0	0	0	0	0	0	0	0	0	0	0	0
Punjab, Sindh, KP,	Punjab	0	1	0	0	0	0	0	0	0	6	0	0	0	5	0	1	8	21
Balochistan.	Sindh R	0	0	0	0	0	0	0	0	0	2	0	1	0	0	0	0	2	5
	Sindh U	0	0	0	0	0	0	0	0	0	0	2	0	1	0	0	6	9	
	KP	0	0	0	0	0	0	0	0	1	0	3	0	0	0	0	2	6	
	Balochistan	0	0	0	0	0	0	0	0	0	0	2	0	1	2	0	4	9	
	AJ&K	0	0	0	0	0	0	0	0	0	0	0	0	0	0	0	0	0	0
	GB	0	0	0	0	0	0	0	0	0	0	0	0	0	0	0	0	0	0
	FATA	0	0	0	0	0	0	0	0	0	0	0	0	0	0	0	0	0	0

TABLE-26																		
DOMICILE WISE ACTUAL STRENGTH OF FEMALE EMPLOYEES BY BASIC SCALE AND DIVISIONS / ATTACHED DEPARTMENTS / SUBORDINATE OFFICES																		
DIVISION/OFFICE	DOMICILE	BASIC SCALE 1 to 16																
		1	2	3	4	5	6	7	8	9	10	11	12	13	14	15	16	TOTAL
51. Wafaqi Mohtasib	TOTAL	2	1	0	0	0	0	0	0	5	0	3	0	0	4	0	10	25
(Ombudsman)'s	Islamabad	0	1	0	0	0	0	0	0	1	0	0	0	0	0	0	0	2
Secretariat,	Punjab	1	0	0	0	0	0	0	0	3	0	3	0	0	3	0	6	16
Islamabad.	Sindh R	0	0	0	0	0	0	0	0	0	0	0	0	0	0	0	0	0
	Sindh U	1	0	0	0	0	0	0	0	0	0	0	0	0	1	0	2	4
	KP	0	0	0	0	0	0	0	0	1	0	0	0	0	0	0	0	1
	Balochistan	0	0	0	0	0	0	0	0	0	0	0	0	0	0	0	0	0
	AJ&K	0	0	0	0	0	0	0	0	0	0	0	0	0	0	0	1	1
	GB	0	0	0	0	0	0	0	0	0	0	0	0	0	0	0	1	1
	FATA	0	0	0	0	0	0	0	0	0	0	0	0	0	0	0	0	0
52. Supreme Court	TOTAL	0	1	1	0	0	0	4	2	2	0	0	0	0	4	0	1	15
of Pakistan, Islamabad.	Islamabad	0	1	0	0	0	0	0	0	2	0	0	0	0	2	0	0	5
	Punjab	0	0	1	0	0	0	0	2	0	0	0	0	0	2	0	1	6
	Sindh R	0	0	0	0	0	0	2	0	0	0	0	0	0	0	0	0	2
	Sindh U	0	0	0	0	0	0	2	0	0	0	0	0	0	0	0	0	2
	KP	0	0	0	0	0	0	0	0	0	0	0	0	0	0	0	0	0
	Balochistan	0	0	0	0	0	0	0	0	0	0	0	0	0	0	0	0	0
	AJ&K	0	0	0	0	0	0	0	0	0	0	0	0	0	0	0	0	0
	GB	0	0	0	0	0	0	0	0	0	0	0	0	0	0	0	0	0
	FATA	0	0	0	0	0	0	0	0	0	0	0	0	0	0	0	0	0
53. Federal Tax Ombudsman	TOTAL	0	0	0	0	0	0	0	0	1	0	2	0	0	0	1	5	9
Secretariat, Islamabad.	Islamabad	0	0	0	0	0	0	0	0	1	0	1	0	0	0	0	0	2
	Punjab	0	0	0	0	0	0	0	0	0	0	0	0	0	0	1	4	5
	Sindh R	0	0	0	0	0	0	0	0	0	0	1	0	0	0	0	0	1
	Sindh U	0	0	0	0	0	0	0	0	0	0	0	0	0	0	0	1	1
	KP	0	0	0	0	0	0	0	0	0	0	0	0	0	0	0	0	0
	Balochistan	0	0	0	0	0	0	0	0	0	0	0	0	0	0	0	0	0
	AJ&K	0	0	0	0	0	0	0	0	0	0	0	0	0	0	0	0	0
	GB	0	0	0	0	0	0	0	0	0	0	0	0	0	0	0	0	0
	FATA	0	0	0	0	0	0	0	0	0	0	0	0	0	0	0	0	0
54. National Accountability	TOTAL	12	0	0	0	0	0	0	0	6	0	3	5	0	10	5	29	70
Bureau, Islamabad.	Islamabad	3	0	0	0	0	0	0	0	0	0	0	0	1	0	0	4	4
	Punjab	9	0	0	0	0	0	0	0	3	0	1	4	0	4	2	18	41
	Sindh R	0	0	0	0	0	0	0	0	0	0	1	0	1	1	5	8	8
	Sindh U	0	0	0	0	0	0	0	0	1	0	2	0	0	1	1	6	6
	KP	0	0	0	0	0	0	0	0	1	0	0	0	0	2	1	4	8
	Balochistan	0	0	0	0	0	0	0	0	0	0	0	0	1	0	1	2	2
	AJ&K	0	0	0	0	0	0	0	0	0	0	0	0	0	0	0	0	0
	GB	0	0	0	0	0	0	0	0	1	0	0	0	0	0	0	0	1
	FATA	0	0	0	0	0	0	0	0	0	0	0	0	0	0	0	0	0
	G. TOTAL	#NAME?	2387	583	426	2069	226	1569	124	2600	52	1774	271	25	3168	212	6396	25965

TABLE-26										
DOMICILE WISE ACTUAL STRENGTH OF FEMALE EMPLOYEES BY BASIC SCALE AND DIVISIONS / ATTACHED DEPARTMENTS / SUBORDINATE OFFICES										
	DIVISION/OFFICE	DOMICILE	BASIC SCALE 17 to 22						G.TOTAL BS 1-22	
			17	18	19	20	21	22		TOTAL
1.	Aviation Division	G. TOTAL	39	11	1	0	0	0	51	1032
	Main, Islamabad.	TOTAL	0	0	1	0	0	0	1	1
		Islamabad	0	0	0	0	0	0	0	0
		Punjab	0	0	1	0	0	0	1	1
		Sindh R	0	0	0	0	0	0	0	0
		Sindh U	0	0	0	0	0	0	0	0
		KP	0	0	0	0	0	0	0	0
		Balochistan	0	0	0	0	0	0	0	0
		AJ&K	0	0	0	0	0	0	0	0
		GB	0	0	0	0	0	0	0	0
		FATA	0	0	0	0	0	0	0	0
	Airports Security Force,	TOTAL	29	6	0	0	0	0	35	963
	Karachi.	Islamabad	0	0	0	0	0	0	0	0
		Punjab	11	1	0	0	0	0	12	531
		Sindh R	6	0	0	0	0	0	6	92
		Sindh U	7	3	0	0	0	0	10	160
		KP	2	0	0	0	0	0	2	84
		Balochistan	1	2	0	0	0	0	3	58
		AJ&K	1	0	0	0	0	0	1	11
		GB	1	0	0	0	0	0	1	22
		FATA	0	0	0	0	0	0	0	5
	Pakistan Meteorological	TOTAL	10	5	0	0	0	0	15	68
	Department, Islamabad.	Islamabad	0	0	0	0	0	0	0	6
		Punjab	8	4	0	0	0	0	12	41
		Sindh R	1	0	0	0	0	0	1	7
		Sindh U	1	1	0	0	0	0	2	8
		KP	0	0	0	0	0	0	0	2
		Balochistan	0	0	0	0	0	0	0	2
		AJ&K	0	0	0	0	0	0	0	2
		GB	0	0	0	0	0	0	0	0
		FATA	0	0	0	0	0	0	0	0
2.	Cabinet Division	G. TOTAL	7	7	0	0	0	0	14	75
	Main, Islamabad.	TOTAL	2	7	0	0	0	0	9	33
		Islamabad	0	0	0	0	0	0	0	2
		Punjab	2	2	0	0	0	0	4	19
		Sindh R	0	1	0	0	0	0	1	1
		Sindh U	0	1	0	0	0	0	1	2
		KP	0	2	0	0	0	0	2	7
		Balochistan	0	1	0	0	0	0	1	1
		AJ&K	0	0	0	0	0	0	0	1
		GB	0	0	0	0	0	0	0	0
		FATA	0	0	0	0	0	0	0	0

TABLE-26									
DOMICILE WISE ACTUAL STRENGTH OF FEMALE EMPLOYEES BY BASIC SCALE AND DIVISIONS / ATTACHED DEPARTMENTS / SUBORDINATE OFFICES									
DIVISION/OFFICE	DOMICILE	BASIC SCALE 17 to 22						TOTAL	G.TOTAL BS 1-22
		17	18	19	20	21	22		
Department of	TOTAL	2	0	0	0	0	0	2	11
Communications	Islamabad	0	0	0	0	0	0	0	0
Security, Islamabad.	Punjab	2	0	0	0	0	0	2	9
	Sindh R	0	0	0	0	0	0	0	1
	Sindh U	0	0	0	0	0	0	0	0
	KP	0	0	0	0	0	0	0	0
	Balochistan	0	0	0	0	0	0	0	1
	AJ&K	0	0	0	0	0	0	0	0
	GB	0	0	0	0	0	0	0	0
	FATA	0	0	0	0	0	0	0	0
Department of	TOTAL	0	0	0	0	0	0	0	8
Stationery and Forms,	Islamabad	0	0	0	0	0	0	0	0
Karachi.	Punjab	0	0	0	0	0	0	0	0
	Sindh R	0	0	0	0	0	0	0	0
	Sindh U	0	0	0	0	0	0	0	8
	KP	0	0	0	0	0	0	0	0
	Balochistan	0	0	0	0	0	0	0	0
	AJ&K	0	0	0	0	0	0	0	0
	GB	0	0	0	0	0	0	0	0
	FATA	0	0	0	0	0	0	0	0
National Archives of	TOTAL	0	0	0	0	0	0	0	4
Pakistan, Islamabad.	Islamabad	0	0	0	0	0	0	0	0
	Punjab	0	0	0	0	0	0	0	4
	Sindh R	0	0	0	0	0	0	0	0
	Sindh U	0	0	0	0	0	0	0	0
	KP	0	0	0	0	0	0	0	0
	Balochistan	0	0	0	0	0	0	0	0
	AJ&K	0	0	0	0	0	0	0	0
	GB	0	0	0	0	0	0	0	0
	FATA	0	0	0	0	0	0	0	0
Federal Government	TOTAL	3	0	0	0	0	0	3	19
Tuberculosis Centre,	Islamabad	1	0	0	0	0	0	1	1
Rawalpindi	Punjab	1	0	0	0	0	0	1	12
	Sindh R	0	0	0	0	0	0	0	1
	Sindh U	0	0	0	0	0	0	0	1
	KP	0	0	0	0	0	0	0	1
	Balochistan	1	0	0	0	0	0	1	2
	AJ&K	0	0	0	0	0	0	0	0
	GB	0	0	0	0	0	0	0	0
	FATA	0	0	0	0	0	0	0	1

TABLE-26										
DOMICILE WISE ACTUAL STRENGTH OF FEMALE EMPLOYEES BY BASIC SCALE AND DIVISIONS / ATTACHED DEPARTMENTS / SUBORDINATE OFFICES										
3.	DIVISION/OFFICE	DOMICILE	BASIC SCALE 17 to 22						TOTAL	G.TOTAL BS 1-22
			17	18	19	20	21	22		
	Capital Administration	G. TOTAL	1960	484	241	21	0	0	2706	8393
	& Development Division	TOTAL	4	2	2	1	0	0	9	20
	Main, Islamabad.	Islamabad	1	0	0	0	0	0	1	6
		Punjab	3	1	0	1	0	0	5	10
		Sindh R	0	0	0	0	0	0	0	0
		Sindh U	0	0	2	0	0	0	2	3
		KP	0	0	0	0	0	0	0	0
		Balochistan	0	0	0	0	0	0	0	0
		AJ&K	0	1	0	0	0	0	1	1
		GB	0	0	0	0	0	0	0	0
		FATA	0	0	0	0	0	0	0	0
	Department of	TOTAL	1	0	0	0	0	0	1	8
	Libraries, Islamabad.	Islamabad	1	0	0	0	0	0	1	4
		Punjab	0	0	0	0	0	0	0	4
		Sindh R	0	0	0	0	0	0	0	0
		Sindh U	0	0	0	0	0	0	0	0
		KP	0	0	0	0	0	0	0	0
		Balochistan	0	0	0	0	0	0	0	0
		AJ&K	0	0	0	0	0	0	0	0
		GB	0	0	0	0	0	0	0	0
		FATA	0	0	0	0	0	0	0	0
	Department of Tourist	TOTAL	0	0	0	0	0	0	0	2
	Services, Islamabad.	Islamabad	0	0	0	0	0	0	0	1
		Punjab	0	0	0	0	0	0	0	0
		Sindh R	0	0	0	0	0	0	0	0
		Sindh U	0	0	0	0	0	0	0	0
		KP	0	0	0	0	0	0	0	1
		Balochistan	0	0	0	0	0	0	0	0
		AJ&K	0	0	0	0	0	0	0	0
		GB	0	0	0	0	0	0	0	0
		FATA	0	0	0	0	0	0	0	0
	Directorate of	TOTAL	0	0	0	0	0	0	0	1
	Workers Education,	Islamabad	0	0	0	0	0	0	0	0
	Islamabad.	Punjab	0	0	0	0	0	0	0	1
		Sindh R	0	0	0	0	0	0	0	0
		Sindh U	0	0	0	0	0	0	0	0
		KP	0	0	0	0	0	0	0	0
		Balochistan	0	0	0	0	0	0	0	0
		AJ&K	0	0	0	0	0	0	0	0
		GB	0	0	0	0	0	0	0	0
		FATA	0	0	0	0	0	0	0	0

TABLE-26									
DOMICILE WISE ACTUAL STRENGTH OF FEMALE EMPLOYEES BY BASIC SCALE AND DIVISIONS / ATTACHED DEPARTMENTS / SUBORDINATE OFFICES									
DIVISION/OFFICE	DOMICILE	BASIC SCALE 17 to 22						TOTAL	G.TOTAL BS 1-22
		17	18	19	20	21	22		
Directorate General of	TOTAL	62	3	1	0	0	0	66	155
Special Education,	Islamabad	8	0	0	0	0	0	8	25
Islamabad.	Punjab	41	3	1	0	0	0	45	91
	Sindh R	1	0	0	0	0	0	1	7
	Sindh U	1	0	0	0	0	0	1	7
	KP	7	0	0	0	0	0	7	16
	Balochistan	2	0	0	0	0	0	2	4
	AJ&K	0	0	0	0	0	0	0	2
	GB	2	0	0	0	0	0	2	3
	FATA	0	0	0	0	0	0	0	0
District Population	TOTAL	2	3	0	0	0	0	5	94
Welfare Office,	Islamabad	0	0	0	0	0	0	0	15
Islamabad	Punjab	0	2	0	0	0	0	2	55
	Sindh R	0	0	0	0	0	0	0	5
	Sindh U	0	0	0	0	0	0	0	0
	KP	0	1	0	0	0	0	1	13
	Balochistan	1	0	0	0	0	0	1	2
	AJ&K	1	0	0	0	0	0	1	3
	GB	0	0	0	0	0	0	0	1
	FATA	0	0	0	0	0	0	0	0
Federal College of	TOTAL	11	5	1	0	0	0	17	22
Education, Islamabad.	Islamabad	0	0	0	0	0	0	0	3
	Punjab	8	3	1	0	0	0	12	14
	Sindh R	1	0	0	0	0	0	1	1
	Sindh U	1	1	0	0	0	0	2	2
	KP	0	0	0	0	0	0	0	0
	Balochistan	1	0	0	0	0	0	1	1
	AJ&K	0	0	0	0	0	0	0	0
	GB	0	1	0	0	0	0	1	1
	FATA	0	0	0	0	0	0	0	0
Federal Directorate of	TOTAL	1521	395	211	11	0	0	2138	6321
Education, Islamabad.	Islamabad	55	21	11	1	0	0	88	1047
	Punjab	1179	213	119	8	0	0	1519	3952
	Sindh R	59	33	18	1	0	0	111	306
	Sindh U	49	27	14	0	0	0	90	292
	KP	94	61	33	1	0	0	189	461
	Balochistan	30	16	5	0	0	0	51	91
	AJ&K	31	14	7	0	0	0	52	102
	GB	9	3	1	0	0	0	13	26
	FATA	15	7	3	0	0	0	25	44

TABLE-26									
DOMICILE WISE ACTUAL STRENGTH OF FEMALE EMPLOYEES BY BASIC SCALE AND DIVISIONS / ATTACHED DEPARTMENTS / SUBORDINATE OFFICES									
DIVISION/OFFICE	DOMICILE	BASIC SCALE 17 to 22						TOTAL	G.TOTAL BS 1-22
		17	18	19	20	21	22		
Federal Medical &	TOTAL	21	2	0	0	0	0	23	27
Dental College,	Islamabad	2	0	0	0	0	0	2	4
Islamabad.	Punjab	9	1	0	0	0	0	10	11
	Sindh R	1	0	0	0	0	0	1	1
	Sindh U	1	0	0	0	0	0	1	1
	KP	6	1	0	0	0	0	7	7
	Balochistan	1	0	0	0	0	0	1	1
	AJ&K	1	0	0	0	0	0	1	2
	GB	0	0	0	0	0	0	0	0
	FATA	0	0	0	0	0	0	0	0
Federal General Hospital,	TOTAL	12	5	0	0	0	0	17	57
Islamabad.	Islamabad	0	0	0	0	0	0	0	17
	Punjab	6	5	0	0	0	0	11	24
	Sindh R	2	0	0	0	0	0	2	5
	Sindh U	0	0	0	0	0	0	0	2
	KP	3	0	0	0	0	0	3	6
	Balochistan	1	0	0	0	0	0	1	1
	AJ&K	0	0	0	0	0	0	0	2
	GB	0	0	0	0	0	0	0	0
	FATA	0	0	0	0	0	0	0	0
Federal Government	TOTAL	115	18	5	1	0	0	139	547
Polyclinic, Islamabad.	Islamabad	0	0	0	0	0	0	0	132
	Punjab	85	15	3	0	0	0	103	299
	Sindh R	8	0	0	0	0	0	8	17
	Sindh U	5	0	0	0	0	0	5	16
	KP	11	3	1	1	0	0	16	63
	Balochistan	1	0	1	0	0	0	2	3
	AJ&K	2	0	0	0	0	0	2	13
	GB	2	0	0	0	0	0	2	2
	FATA	1	0	0	0	0	0	1	2
Government Polytechnic	TOTAL	16	3	2	0	0	0	21	39
Institute for Women,	Islamabad	0	0	0	0	0	0	0	2
Islamabad.	Punjab	12	1	0	0	0	0	13	25
	Sindh R	2	0	0	0	0	0	2	3
	Sindh U	0	1	1	0	0	0	2	2
	KP	1	0	1	0	0	0	2	4
	Balochistan	0	1	0	0	0	0	1	1
	AJ&K	0	0	0	0	0	0	0	1
	GB	0	0	0	0	0	0	0	0
	FATA	1	0	0	0	0	0	1	1

TABLE-26									
DOMICILE WISE ACTUAL STRENGTH OF FEMALE EMPLOYEES BY BASIC SCALE AND DIVISIONS / ATTACHED DEPARTMENTS / SUBORDINATE OFFICES									
DIVISION/OFFICE	DOMICILE	BASIC SCALE 17 to 22						TOTAL	G.TOTAL BS 1-22
		17	18	19	20	21	22		
National Trust for the	TOTAL	0	0	0	0	0	0	0	1
Disabled, Islamabad.	Islamabad	0	0	0	0	0	0	0	0
	Punjab	0	0	0	0	0	0	0	1
	Sindh R	0	0	0	0	0	0	0	0
	Sindh U	0	0	0	0	0	0	0	0
	KP	0	0	0	0	0	0	0	0
	Balochistan	0	0	0	0	0	0	0	0
	AJ&K	0	0	0	0	0	0	0	0
	GB	0	0	0	0	0	0	0	0
	FATA	0	0	0	0	0	0	0	0
National Council for the	TOTAL	1	0	0	0	0	0	1	1
Rehabilitation of Disabled	Islamabad	0	0	0	0	0	0	0	0
Persons, Islamabad.	Punjab	1	0	0	0	0	0	1	1
	Sindh R	0	0	0	0	0	0	0	0
	Sindh U	0	0	0	0	0	0	0	0
	KP	0	0	0	0	0	0	0	0
	Balochistan	0	0	0	0	0	0	0	0
	AJ&K	0	0	0	0	0	0	0	0
	GB	0	0	0	0	0	0	0	0
	FATA	0	0	0	0	0	0	0	0
National Council of	TOTAL	3	0	0	0	0	0	3	8
Social Welfare,	Islamabad	0	0	0	0	0	0	0	0
Islamabad.	Punjab	1	0	0	0	0	0	1	4
	Sindh R	0	0	0	0	0	0	0	0
	Sindh U	0	0	0	0	0	0	0	1
	KP	1	0	0	0	0	0	1	2
	Balochistan	0	0	0	0	0	0	0	0
	AJ&K	1	0	0	0	0	0	1	1
	GB	0	0	0	0	0	0	0	0
	FATA	0	0	0	0	0	0	0	0
National Institute of	TOTAL	31	5	1	0	0	0	37	82
Rehabilitation Medicine,	Islamabad	0	0	0	0	0	0	0	1
Islamabad.	Punjab	19	4	1	0	0	0	24	54
	Sindh R	2	0	0	0	0	0	2	3
	Sindh U	2	0	0	0	0	0	2	6
	KP	6	0	0	0	0	0	6	13
	Balochistan	2	0	0	0	0	0	2	2
	AJ&K	0	0	0	0	0	0	0	2
	GB	0	0	0	0	0	0	0	0
	FATA	0	1	0	0	0	0	1	1

TABLE-26									
DOMICILE WISE ACTUAL STRENGTH OF FEMALE EMPLOYEES BY BASIC SCALE AND DIVISIONS / ATTACHED DEPARTMENTS / SUBORDINATE OFFICES									
DIVISION/OFFICE	DOMICILE	BASIC SCALE 17 to 22						TOTAL	G.TOTAL BS 1-22
		17	18	19	20	21	22		
Pakistan Institute of	TOTAL	145	42	17	8	0	0	212	936
Medical Sciences	Islamabad	0	1	0	0	0	0	1	55
Islamabad.	Punjab	113	31	8	8	0	0	160	645
	Sindh R	2	1	4	0	0	0	7	29
	Sindh U	8	2	3	0	0	0	13	52
	KP	13	6	1	0	0	0	20	109
	Balochistan	4	1	1	0	0	0	6	7
	AJ&K	2	0	0	0	0	0	2	21
	GB	2	0	0	0	0	0	2	3
	FATA	1	0	0	0	0	0	1	15
Regional Training Institute,	TOTAL	6	1	0	0	0	0	7	15
Islamabad.	Islamabad	0	0	0	0	0	0	0	1
	Punjab	4	0	0	0	0	0	4	9
	Sindh R	0	0	0	0	0	0	0	0
	Sindh U	0	0	0	0	0	0	0	0
	KP	0	0	0	0	0	0	0	2
	Balochistan	1	0	0	0	0	0	1	1
	AJ&K	1	0	0	0	0	0	1	1
	GB	0	0	0	0	0	0	0	0
	FATA	0	1	0	0	0	0	1	1
Social Welfare Centre,	TOTAL	9	0	0	0	0	0	9	55
Islamabad.	Islamabad	0	0	0	0	0	0	0	21
	Punjab	8	0	0	0	0	0	8	29
	Sindh R	0	0	0	0	0	0	0	0
	Sindh U	0	0	0	0	0	0	0	0
	KP	1	0	0	0	0	0	1	2
	Balochistan	0	0	0	0	0	0	0	0
	AJ&K	0	0	0	0	0	0	0	1
	GB	0	0	0	0	0	0	0	1
	FATA	0	0	0	0	0	0	0	1
Technical Panel on	TOTAL	0	0	1	0	0	0	1	2
Teacher Education,	Islamabad	0	0	0	0	0	0	0	1
Islamabad.	Punjab	0	0	1	0	0	0	1	1
	Sindh R	0	0	0	0	0	0	0	0
	Sindh U	0	0	0	0	0	0	0	0
	KP	0	0	0	0	0	0	0	0
	Balochistan	0	0	0	0	0	0	0	0
	AJ&K	0	0	0	0	0	0	0	0
	GB	0	0	0	0	0	0	0	0
	FATA	0	0	0	0	0	0	0	0

TABLE-26										
DOMICILE WISE ACTUAL STRENGTH OF FEMALE EMPLOYEES BY BASIC SCALE AND DIVISIONS / ATTACHED DEPARTMENTS / SUBORDINATE OFFICES										
	DIVISION/OFFICE	DOMICILE	BASIC SCALE 17 to 22						TOTAL	G.TOTAL BS 1-22
			17	18	19	20	21	22		
4.	Commerce Division	G. TOTAL	13	13	5	3	2	0	36	64
	Main, Islamabad.	TOTAL	6	3	1	3	1	0	14	30
		Islamabad	0	0	0	0	0	0	0	2
		Punjab	3	3	1	3	1	0	11	19
		Sindh R	1	0	0	0	0	0	1	2
		Sindh U	1	0	0	0	0	0	1	4
		KP	1	0	0	0	0	0	1	2
		Balochistan	0	0	0	0	0	0	0	0
		AJ&K	0	0	0	0	0	0	0	1
		GB	0	0	0	0	0	0	0	0
		FATA	0	0	0	0	0	0	0	0
	Directorate General of	TOTAL	0	0	0	0	0	0	0	1
	Trade Organizations,	Islamabad	0	0	0	0	0	0	0	0
	Islamabad.	Punjab	0	0	0	0	0	0	0	1
		Sindh R	0	0	0	0	0	0	0	0
		Sindh U	0	0	0	0	0	0	0	0
		KP	0	0	0	0	0	0	0	0
		Balochistan	0	0	0	0	0	0	0	0
		AJ&K	0	0	0	0	0	0	0	0
		GB	0	0	0	0	0	0	0	0
		FATA	0	0	0	0	0	0	0	0
	Pakistan Institute of	TOTAL	0	1	1	0	0	0	2	2
	Trade and Development,	Islamabad	0	0	0	0	0	0	0	0
	Islamabad.	Punjab	0	0	1	0	0	0	1	1
		Sindh R	0	0	0	0	0	0	0	0
		Sindh U	0	0	0	0	0	0	0	0
		KP	0	1	0	0	0	0	1	1
		Balochistan	0	0	0	0	0	0	0	0
		AJ&K	0	0	0	0	0	0	0	0
		GB	0	0	0	0	0	0	0	0
		FATA	0	0	0	0	0	0	0	0
	Trade Development	TOTAL	7	9	3	0	1	0	20	31
	Authority of Pakistan,	Islamabad	0	0	0	0	0	0	0	0
	Karachi.	Punjab	4	7	2	0	0	0	13	16
		Sindh R	1	1	0	0	0	0	2	2
		Sindh U	2	0	1	0	1	0	4	11
		KP	0	1	0	0	0	0	1	2
		Balochistan	0	0	0	0	0	0	0	0
		AJ&K	0	0	0	0	0	0	0	0
		GB	0	0	0	0	0	0	0	0
		FATA	0	0	0	0	0	0	0	0

TABLE-26										
DOMICILE WISE ACTUAL STRENGTH OF FEMALE EMPLOYEES BY BASIC SCALE AND DIVISIONS / ATTACHED DEPARTMENTS / SUBORDINATE OFFICES										
	DIVISION/OFFICE	DOMICILE	BASIC SCALE 17 to 22						TOTAL	G.TOTAL BS 1-22
			17	18	19	20	21	22		
5.	Communications	G. TOTAL	5	2	1	0	0	0	8	289
	Division	TOTAL	0	0	0	0	0	0	0	7
	Main, Islamabad.	Islamabad	0	0	0	0	0	0	0	0
		Punjab	0	0	0	0	0	0	0	6
		Sindh R	0	0	0	0	0	0	0	0
		Sindh U	0	0	0	0	0	0	0	0
		KP	0	0	0	0	0	0	0	0
		Balochistan	0	0	0	0	0	0	0	0
		AJ&K	0	0	0	0	0	0	0	1
		GB	0	0	0	0	0	0	0	0
		FATA	0	0	0	0	0	0	0	0
	Construction Technology	TOTAL	0	0	0	0	0	0	0	0
	Training Institute,	Islamabad	0	0	0	0	0	0	0	0
	Islamabad.	Punjab	0	0	0	0	0	0	0	0
		Sindh R	0	0	0	0	0	0	0	0
		Sindh U	0	0	0	0	0	0	0	0
		KP	0	0	0	0	0	0	0	0
		Balochistan	0	0	0	0	0	0	0	0
		AJ&K	0	0	0	0	0	0	0	0
		GB	0	0	0	0	0	0	0	0
		FATA	0	0	0	0	0	0	0	0
	National Highways &	TOTAL	5	2	0	0	0	0	7	279
	Motorways Police,	Islamabad	0	0	0	0	0	0	0	3
	Islamabad.	Punjab	1	1	0	0	0	0	2	194
		Sindh R	0	0	0	0	0	0	0	20
		Sindh U	0	0	0	0	0	0	0	8
		KP	3	1	0	0	0	0	4	37
		Balochistan	1	0	0	0	0	0	1	13
		AJ&K	0	0	0	0	0	0	0	2
		GB	0	0	0	0	0	0	0	1
		FATA	0	0	0	0	0	0	0	1
	National Transport	TOTAL	0	0	1	0	0	0	1	3
	Research Centre,	Islamabad	0	0	0	0	0	0	0	0
	Islamabad.	Punjab	0	0	1	0	0	0	1	3
		Sindh R	0	0	0	0	0	0	0	0
		Sindh U	0	0	0	0	0	0	0	0
		KP	0	0	0	0	0	0	0	0
		Balochistan	0	0	0	0	0	0	0	0
		AJ&K	0	0	0	0	0	0	0	0
		GB	0	0	0	0	0	0	0	0
		FATA	0	0	0	0	0	0	0	0

TABLE-26										
DOMICILE WISE ACTUAL STRENGTH OF FEMALE EMPLOYEES BY BASIC SCALE AND DIVISIONS / ATTACHED DEPARTMENTS / SUBORDINATE OFFICES										
	DIVISION/OFFICE	DOMICILE	BASIC SCALE 17 to 22						TOTAL	G.TOTAL BS 1-22
			17	18	19	20	21	22		
6.	Climate Change	G. TOTAL	1	1	0	1	0	0	3	11
	Division	TOTAL	0	1	0	0	0	0	1	3
	Main, Islamabad.	Islamabad	0	0	0	0	0	0	0	0
		Punjab	0	1	0	0	0	0	1	2
		Sindh R	0	0	0	0	0	0	0	0
		Sindh U	0	0	0	0	0	0	0	0
		KP	0	0	0	0	0	0	0	1
		Balochistan	0	0	0	0	0	0	0	0
		AJ&K	0	0	0	0	0	0	0	0
		GB	0	0	0	0	0	0	0	0
		FATA	0	0	0	0	0	0	0	0
	Pakistan Environmental	TOTAL	0	0	0	1	0	0	1	1
	Protection Agency,	Islamabad	0	0	0	0	0	0	0	0
	Islamabad.	Punjab	0	0	0	1	0	0	1	1
		Sindh R	0	0	0	0	0	0	0	0
		Sindh U	0	0	0	0	0	0	0	0
		KP	0	0	0	0	0	0	0	0
		Balochistan	0	0	0	0	0	0	0	0
		AJ&K	0	0	0	0	0	0	0	0
		GB	0	0	0	0	0	0	0	0
		FATA	0	0	0	0	0	0	0	0
	Zoological Survey of	TOTAL	1	0	0	0	0	0	1	7
	Pakistan, Islamabad.	Islamabad	0	0	0	0	0	0	0	0
		Punjab	1	0	0	0	0	0	1	5
		Sindh R	0	0	0	0	0	0	0	0
		Sindh U	0	0	0	0	0	0	0	1
		KP	0	0	0	0	0	0	0	1
		Balochistan	0	0	0	0	0	0	0	0
		AJ&K	0	0	0	0	0	0	0	0
		GB	0	0	0	0	0	0	0	0
		FATA	0	0	0	0	0	0	0	0
7.	Defence Division	G. TOTAL	1207	210	81	5	0	0	1503	10348
	Main, Rawalpindi.	TOTAL	0	1	0	0	0	0	1	16
		Islamabad	0	0	0	0	0	0	0	0
		Punjab	0	0	0	0	0	0	0	10
		Sindh R	0	0	0	0	0	0	0	1
		Sindh U	0	0	0	0	0	0	0	1
		KP	0	1	0	0	0	0	1	3
		Balochistan	0	0	0	0	0	0	0	0
		AJ&K	0	0	0	0	0	0	0	0
		GB	0	0	0	0	0	0	0	1
		FATA	0	0	0	0	0	0	0	0

TABLE-26										
DOMICILE WISE ACTUAL STRENGTH OF FEMALE EMPLOYEES BY BASIC SCALE AND DIVISIONS / ATTACHED DEPARTMENTS / SUBORDINATE OFFICES										
DIVISION/OFFICE	DOMICILE	BASIC SCALE 17 to 22							G.TOTAL BS 1-22	
		17	18	19	20	21	22	TOTAL		
Director General ISI,	TOTAL	20	11	0	0	0	0	0	31	67
Islamabad.	Islamabad	0	0	0	0	0	0	0	0	5
	Punjab	12	10	0	0	0	0	0	22	45
	Sindh R	1	0	0	0	0	0	0	1	3
	Sindh U	3	0	0	0	0	0	0	3	3
	KP	1	1	0	0	0	0	0	2	7
	Balochistan	1	0	0	0	0	0	0	1	1
	AJ&K	1	0	0	0	0	0	0	1	2
	GB	0	0	0	0	0	0	0	0	0
	FATA	1	0	0	0	0	0	0	1	1
Federal Government	TOTAL	1093	185	77	4	0	0	0	1359	3900
Educational Institutions	Islamabad	2	0	1	0	0	0	0	3	7
(Cantt./Garrison)	Punjab	649	121	51	4	0	0	0	825	2396
Directorate, Rawalpindi.	Sindh R	71	12	2	0	0	0	0	85	274
	Sindh U	83	12	3	0	0	0	0	98	275
	KP	183	23	13	0	0	0	0	219	608
	Balochistan	50	6	4	0	0	0	0	60	177
	AJ&K	28	7	2	0	0	0	0	37	91
	GB	18	4	1	0	0	0	0	23	46
	FATA	9	0	0	0	0	0	0	9	26
General Headquarters,	TOTAL	3	4	2	0	0	0	0	9	3671
COAS, Sectt. SD, Dte,	Islamabad	0	0	0	0	0	0	0	0	266
Rawalpindi.	Punjab	2	2	0	0	0	0	0	4	2710
	Sindh R	0	0	2	0	0	0	0	2	123
	Sindh U	0	1	0	0	0	0	0	1	92
	KP	1	0	0	0	0	0	0	1	99
	Balochistan	0	0	0	0	0	0	0	0	120
	AJ&K	0	0	0	0	0	0	0	0	35
	GB	0	1	0	0	0	0	0	1	96
	FATA	0	0	0	0	0	0	0	0	130
Joint Staff Headquarter,	TOTAL	0	0	0	0	0	0	0	0	1
Chaklala, Rawalpindi.	Islamabad	0	0	0	0	0	0	0	0	1
	Punjab	0	0	0	0	0	0	0	0	0
	Sindh R	0	0	0	0	0	0	0	0	0
	Sindh U	0	0	0	0	0	0	0	0	0
	KP	0	0	0	0	0	0	0	0	0
	Balochistan	0	0	0	0	0	0	0	0	0
	AJ&K	0	0	0	0	0	0	0	0	0
	GB	0	0	0	0	0	0	0	0	0
	FATA	0	0	0	0	0	0	0	0	0

TABLE-26									
DOMICILE WISE ACTUAL STRENGTH OF FEMALE EMPLOYEES BY BASIC SCALE AND DIVISIONS / ATTACHED DEPARTMENTS / SUBORDINATE OFFICES									
DIVISION/OFFICE	DOMICILE	BASIC SCALE 17 to 22							G.TOTAL BS 1-22
		17	18	19	20	21	22	TOTAL	
Military Lands &	TOTAL	9	0	2	1	0	0	12	16
Cantonments	Islamabad	0	0	0	0	0	0	0	0
Department, Rawalpindi.	Punjab	5	0	1	0	0	0	6	10
	Sindh R	0	0	0	0	0	0	0	0
	Sindh U	1	0	0	1	0	0	2	2
	KP	3	0	0	0	0	0	3	3
	Balochistan	0	0	1	0	0	0	1	1
	AJ&K	0	0	0	0	0	0	0	0
	GB	0	0	0	0	0	0	0	0
	FATA	0	0	0	0	0	0	0	0
Pakistan Air Force,	TOTAL	3	0	0	0	0	0	3	1359
Peshawar	Islamabad	1	0	0	0	0	0	1	24
	Punjab	2	0	0	0	0	0	2	741
	Sindh R	0	0	0	0	0	0	0	154
	Sindh U	0	0	0	0	0	0	0	172
	KP	0	0	0	0	0	0	0	232
	Balochistan	0	0	0	0	0	0	0	21
	AJ&K	0	0	0	0	0	0	0	15
	GB	0	0	0	0	0	0	0	0
	FATA	0	0	0	0	0	0	0	0
Pakistan Navy Civilian	TOTAL	6	4	0	0	0	0	10	694
Authority, Naval	Islamabad	1	1	0	0	0	0	2	28
Headquarter,	Punjab	3	3	0	0	0	0	6	188
Islamabad, Karachi.	Sindh R	2	0	0	0	0	0	2	26
	Sindh U	0	0	0	0	0	0	0	418
	KP	0	0	0	0	0	0	0	15
	Balochistan	0	0	0	0	0	0	0	12
	AJ&K	0	0	0	0	0	0	0	3
	GB	0	0	0	0	0	0	0	1
	FATA	0	0	0	0	0	0	0	3
Pakistan Armed Services	TOTAL	0	0	0	0	0	0	0	0
Board, (PASB) Department,	Islamabad	0	0	0	0	0	0	0	0
Rawalpindi.	Punjab	0	0	0	0	0	0	0	0
	Sindh R	0	0	0	0	0	0	0	0
	Sindh U	0	0	0	0	0	0	0	0
	KP	0	0	0	0	0	0	0	0
	Balochistan	0	0	0	0	0	0	0	0
	AJ&K	0	0	0	0	0	0	0	0
	GB	0	0	0	0	0	0	0	0
	FATA	0	0	0	0	0	0	0	0

TABLE-26										
DOMICILE WISE ACTUAL STRENGTH OF FEMALE EMPLOYEES BY BASIC SCALE AND DIVISIONS / ATTACHED DEPARTMENTS / SUBORDINATE OFFICES										
DIVISION/OFFICE	DOMICILE	BASIC SCALE 17 to 22							G.TOTAL BS 1-22	
		17	18	19	20	21	22	TOTAL		
Pakistan Maritime Security	TOTAL	0	0	0	0	0	0	0	0	1
Agency, Karachi,	Islamabad	0	0	0	0	0	0	0	0	0
	Punjab	0	0	0	0	0	0	0	0	0
	Sindh R	0	0	0	0	0	0	0	0	0
	Sindh U	0	0	0	0	0	0	0	0	1
	KP	0	0	0	0	0	0	0	0	0
	Balochistan	0	0	0	0	0	0	0	0	0
	AJ&K	0	0	0	0	0	0	0	0	0
	GB	0	0	0	0	0	0	0	0	0
	FATA	0	0	0	0	0	0	0	0	0
Pakistan Military Accounts	TOTAL	69	2	0	0	0	0	0	71	530
Department, Rawalpindi.	Islamabad	1	0	0	0	0	0	0	1	4
	Punjab	56	1	0	0	0	0	0	57	366
	Sindh R	0	0	0	0	0	0	0	0	22
	Sindh U	9	0	0	0	0	0	0	9	84
	KP	2	1	0	0	0	0	0	3	36
	Balochistan	1	0	0	0	0	0	0	1	12
	AJ&K	0	0	0	0	0	0	0	0	3
	GB	0	0	0	0	0	0	0	0	1
	FATA	0	0	0	0	0	0	0	0	2
Survey of Pakistan,	TOTAL	4	3	0	0	0	0	0	7	93
Rawalpindi.	Islamabad	0	0	0	0	0	0	0	0	0
	Punjab	3	2	0	0	0	0	0	5	72
	Sindh R	1	0	0	0	0	0	0	1	3
	Sindh U	0	1	0	0	0	0	0	1	13
	KP	0	0	0	0	0	0	0	0	3
	Balochistan	0	0	0	0	0	0	0	0	1
	AJ&K	0	0	0	0	0	0	0	0	1
	GB	0	0	0	0	0	0	0	0	0
	FATA	0	0	0	0	0	0	0	0	0
8. Defence Production	G. TOTAL	0	0	1	0	0	0	0	1	34
Division	TOTAL	0	0	1	0	0	0	0	1	8
Main, Rawalpindi.	Islamabad	0	0	0	0	0	0	0	0	0
	Punjab	0	0	0	0	0	0	0	0	6
	Sindh R	0	0	0	0	0	0	0	0	0
	Sindh U	0	0	0	0	0	0	0	0	1
	KP	0	0	0	0	0	0	0	0	0
	Balochistan	0	0	0	0	0	0	0	0	0
	AJ&K	0	0	1	0	0	0	0	1	1
	GB	0	0	0	0	0	0	0	0	0
	FATA	0	0	0	0	0	0	0	0	0

TABLE-26									
DOMICILE WISE ACTUAL STRENGTH OF FEMALE EMPLOYEES BY BASIC SCALE AND DIVISIONS / ATTACHED DEPARTMENTS / SUBORDINATE OFFICES									
DIVISION/OFFICE	DOMICILE	BASIC SCALE 17 to 22							G.TOTAL BS 1-22
		17	18	19	20	21	22	TOTAL	
Armament Research and	TOTAL	0	0	0	0	0	0	0	2
Development	Islamabad	0	0	0	0	0	0	0	0
Establishment,	Punjab	0	0	0	0	0	0	0	1
Rawalpindi.	Sindh R	0	0	0	0	0	0	0	1
	Sindh U	0	0	0	0	0	0	0	0
	KP	0	0	0	0	0	0	0	0
	Balochistan	0	0	0	0	0	0	0	0
	AJ&K	0	0	0	0	0	0	0	0
	GB	0	0	0	0	0	0	0	0
	FATA	0	0	0	0	0	0	0	0
Defence Export	TOTAL	0	0	0	0	0	0	0	0
Promotion Organization,	Islamabad	0	0	0	0	0	0	0	0
Islamabad.	Punjab	0	0	0	0	0	0	0	0
	Sindh R	0	0	0	0	0	0	0	0
	Sindh U	0	0	0	0	0	0	0	0
	KP	0	0	0	0	0	0	0	0
	Balochistan	0	0	0	0	0	0	0	0
	AJ&K	0	0	0	0	0	0	0	0
	GB	0	0	0	0	0	0	0	0
	FATA	0	0	0	0	0	0	0	0
Directorate General Defence	TOTAL	0	0	0	0	0	0	0	2
Purchase, Rawalpindi.	Islamabad	0	0	0	0	0	0	0	0
	Punjab	0	0	0	0	0	0	0	1
	Sindh R	0	0	0	0	0	0	0	1
	Sindh U	0	0	0	0	0	0	0	0
	KP	0	0	0	0	0	0	0	0
	Balochistan	0	0	0	0	0	0	0	0
	AJ&K	0	0	0	0	0	0	0	0
	GB	0	0	0	0	0	0	0	0
	FATA	0	0	0	0	0	0	0	0
Institute of Optronics,	TOTAL	0	0	0	0	0	0	0	17
Rawalpindi.	Islamabad	0	0	0	0	0	0	0	0
	Punjab	0	0	0	0	0	0	0	11
	Sindh R	0	0	0	0	0	0	0	2
	Sindh U	0	0	0	0	0	0	0	2
	KP	0	0	0	0	0	0	0	2
	Balochistan	0	0	0	0	0	0	0	0
	AJ&K	0	0	0	0	0	0	0	0
	GB	0	0	0	0	0	0	0	0
	FATA	0	0	0	0	0	0	0	0

TABLE-26										
DOMICILE WISE ACTUAL STRENGTH OF FEMALE EMPLOYEES BY BASIC SCALE AND DIVISIONS / ATTACHED DEPARTMENTS / SUBORDINATE OFFICES										
DIVISION/OFFICE	DOMICILE	BASIC SCALE 17 to 22						TOTAL	G.TOTAL BS 1-22	
		17	18	19	20	21	22			
Military Vehicles	TOTAL	0	0	0	0	0	0	0	5	
Research and	Islamabad	0	0	0	0	0	0	0	0	
Development, Rawalpindi.	Punjab	0	0	0	0	0	0	0	4	
	Sindh R	0	0	0	0	0	0	0	0	
	Sindh U	0	0	0	0	0	0	0	0	
	KP	0	0	0	0	0	0	0	0	
	Balochistan	0	0	0	0	0	0	0	0	
	AJ&K	0	0	0	0	0	0	0	1	
	GB	0	0	0	0	0	0	0	0	
	FATA	0	0	0	0	0	0	0	0	
9.	Economic Affairs	TOTAL	0	5	0	1	2	0	8	43
	Division, Islamabad.	Islamabad	0	0	0	0	0	0	0	0
		Punjab	0	3	0	1	2	0	6	31
		Sindh R	0	0	0	0	0	0	0	0
		Sindh U	0	0	0	0	0	0	0	5
		KP	0	1	0	0	0	0	1	4
		Balochistan	0	0	0	0	0	0	0	0
		AJ&K	0	1	0	0	0	0	1	2
		GB	0	0	0	0	0	0	0	1
		FATA	0	0	0	0	0	0	0	0
10.	Establishment	G. TOTAL	6	17	0	2	0	0	25	160
	Division	TOTAL	3	12	0	1	0	0	16	52
	Main, Islamabad.	Islamabad	2	2	0	0	0	0	4	7
		Punjab	1	6	0	1	0	0	8	37
		Sindh R	0	2	0	0	0	0	2	3
		Sindh U	0	0	0	0	0	0	0	2
		KP	0	1	0	0	0	0	1	2
		Balochistan	0	0	0	0	0	0	0	0
		AJ&K	0	0	0	0	0	0	0	0
		GB	0	0	0	0	0	0	0	0
		FATA	0	1	0	0	0	0	1	1
	Akhtar Hameed Khan	TOTAL	0	1	0	0	0	0	1	3
	National Centre for Rural	Islamabad	0	0	0	0	0	0	0	0
	Development,	Punjab	0	1	0	0	0	0	1	2
	Islamabad.	Sindh R	0	0	0	0	0	0	0	0
		Sindh U	0	0	0	0	0	0	0	0
		KP	0	0	0	0	0	0	0	0
		Balochistan	0	0	0	0	0	0	0	0
		AJ&K	0	0	0	0	0	0	0	1
		GB	0	0	0	0	0	0	0	0
		FATA	0	0	0	0	0	0	0	0

TABLE-26									
DOMICILE WISE ACTUAL STRENGTH OF FEMALE EMPLOYEES BY BASIC SCALE AND DIVISIONS / ATTACHED DEPARTMENTS / SUBORDINATE OFFICES									
DIVISION/OFFICE	DOMICILE	BASIC SCALE 17 to 22							G.TOTAL BS 1-22
		17	18	19	20	21	22	TOTAL	
Federal Public Service	TOTAL	2	1	0	1	0	0	4	28
Commission, Islamabad.	Islamabad	0	0	0	0	0	0	0	3
	Punjab	1	1	0	1	0	0	3	15
	Sindh R	0	0	0	0	0	0	0	1
	Sindh U	0	0	0	0	0	0	0	5
	KP	1	0	0	0	0	0	1	3
	Balochistan	0	0	0	0	0	0	0	0
	AJ&K	0	0	0	0	0	0	0	1
	GB	0	0	0	0	0	0	0	0
	FATA	0	0	0	0	0	0	0	0
Secretariat Training	TOTAL	0	3	0	0	0	0	3	9
Institute, Islamabad.	Islamabad	0	0	0	0	0	0	0	2
	Punjab	0	3	0	0	0	0	3	7
	Sindh R	0	0	0	0	0	0	0	0
	Sindh U	0	0	0	0	0	0	0	0
	KP	0	0	0	0	0	0	0	0
	Balochistan	0	0	0	0	0	0	0	0
	AJ&K	0	0	0	0	0	0	0	0
	GB	0	0	0	0	0	0	0	0
	FATA	0	0	0	0	0	0	0	0
Staff Welfare	TOTAL	1	0	0	0	0	0	1	68
Organization, Islamabad.	Islamabad	0	0	0	0	0	0	0	5
	Punjab	0	0	0	0	0	0	0	36
	Sindh R	0	0	0	0	0	0	0	3
	Sindh U	1	0	0	0	0	0	1	5
	KP	0	0	0	0	0	0	0	9
	Balochistan	0	0	0	0	0	0	0	10
	AJ&K	0	0	0	0	0	0	0	0
	GB	0	0	0	0	0	0	0	0
	FATA	0	0	0	0	0	0	0	0
11. Federal Education & Professional Training	G. TOTAL	20	16	5	3	0	0	44	68
Division	TOTAL	0	0	1	1	0	0	2	7
Main, Islamabad.	Islamabad	0	0	0	0	0	0	0	1
	Punjab	0	0	0	1	0	0	1	3
	Sindh R	0	0	1	0	0	0	1	2
	Sindh U	0	0	0	0	0	0	0	0
	KP	0	0	0	0	0	0	0	0
	Balochistan	0	0	0	0	0	0	0	0
	AJ&K	0	0	0	0	0	0	0	0
	GB	0	0	0	0	0	0	0	0
	FATA	0	0	0	0	0	0	0	1

TABLE-26									
DOMICILE WISE ACTUAL STRENGTH OF FEMALE EMPLOYEES BY BASIC SCALE AND DIVISIONS / ATTACHED DEPARTMENTS / SUBORDINATE OFFICES									
DIVISION/OFFICE	DOMICILE	BASIC SCALE 17 to 22						TOTAL	G.TOTAL BS 1-22
		17	18	19	20	21	22		
Academy of Educational	TOTAL	0	1	0	1	0	0	2	3
Planning & Management,	Islamabad	0	0	0	1	0	0	1	1
Islamabad.	Punjab	0	0	0	0	0	0	0	1
	Sindh R	0	1	0	0	0	0	1	1
	Sindh U	0	0	0	0	0	0	0	0
	KP	0	0	0	0	0	0	0	0
	Balochistan	0	0	0	0	0	0	0	0
	AJ&K	0	0	0	0	0	0	0	0
	GB	0	0	0	0	0	0	0	0
	FATA	0	0	0	0	0	0	0	0
National Institute of	TOTAL	5	4	1	0	0	0	10	12
Science & Technical	Islamabad	0	0	0	0	0	0	0	0
Education, Islamabad.	Punjab	3	3	0	0	0	0	6	7
	Sindh R	1	0	0	0	0	0	1	1
	Sindh U	0	1	0	0	0	0	1	2
	KP	1	0	1	0	0	0	2	2
	Balochistan	0	0	0	0	0	0	0	0
	AJ&K	0	0	0	0	0	0	0	0
	GB	0	0	0	0	0	0	0	0
	FATA	0	0	0	0	0	0	0	0
Directorate General of Basic	TOTAL	12	9	3	0	0	0	24	32
Education Community Schools,	Islamabad	4	4	3	0	0	0	11	16
Islamabad.	Punjab	5	5	0	0	0	0	10	11
	Sindh R	0	0	0	0	0	0	0	0
	Sindh U	0	0	0	0	0	0	0	1
	KP	1	0	0	0	0	0	1	1
	Balochistan	1	0	0	0	0	0	1	1
	AJ&K	0	0	0	0	0	0	0	0
	GB	1	0	0	0	0	0	1	2
	FATA	0	0	0	0	0	0	0	0
National Talent Pool,	TOTAL	0	1	0	0	0	0	1	2
Islamabad	Islamabad	0	0	0	0	0	0	0	0
	Punjab	0	1	0	0	0	0	1	2
	Sindh R	0	0	0	0	0	0	0	0
	Sindh U	0	0	0	0	0	0	0	0
	KP	0	0	0	0	0	0	0	0
	Balochistan	0	0	0	0	0	0	0	0
	AJ&K	0	0	0	0	0	0	0	0
	GB	0	0	0	0	0	0	0	0
	FATA	0	0	0	0	0	0	0	0

TABLE-26										
DOMICILE WISE ACTUAL STRENGTH OF FEMALE EMPLOYEES BY BASIC SCALE AND DIVISIONS / ATTACHED DEPARTMENTS / SUBORDINATE OFFICES										
DIVISION/OFFICE	DOMICILE	BASIC SCALE 17 to 22							G.TOTAL BS 1-22	
		17	18	19	20	21	22	TOTAL		
National Training	TOTAL	0	0	0	0	0	0	0	5	
Bureau, Islamabad	Islamabad	0	0	0	0	0	0	0	1	
	Punjab	0	0	0	0	0	0	0	4	
	Sindh R	0	0	0	0	0	0	0	0	
	Sindh U	0	0	0	0	0	0	0	0	
	KP	0	0	0	0	0	0	0	0	
	Balochistan	0	0	0	0	0	0	0	0	
	AJ&K	0	0	0	0	0	0	0	0	
	GB	0	0	0	0	0	0	0	0	
	FATA	0	0	0	0	0	0	0	0	
Pakistan Manpower	TOTAL	1	1	0	1	0	0	3	5	
Institute, Islamabad.	Islamabad	0	1	0	0	0	0	1	1	
	Punjab	0	0	0	0	0	0	0	2	
	Sindh R	0	0	0	0	0	0	0	0	
	Sindh U	0	0	0	0	0	0	0	0	
	KP	1	0	0	1	0	0	2	2	
	Balochistan	0	0	0	0	0	0	0	0	
	AJ&K	0	0	0	0	0	0	0	0	
	GB	0	0	0	0	0	0	0	0	
	FATA	0	0	0	0	0	0	0	0	
Pakistan National	TOTAL	2	0	0	0	0	0	2	2	
Commission for	Islamabad	0	0	0	0	0	0	0	0	
UNESCO,	Punjab	2	0	0	0	0	0	2	2	
Islamabad.	Sindh R	0	0	0	0	0	0	0	0	
	Sindh U	0	0	0	0	0	0	0	0	
	KP	0	0	0	0	0	0	0	0	
	Balochistan	0	0	0	0	0	0	0	0	
	AJ&K	0	0	0	0	0	0	0	0	
	GB	0	0	0	0	0	0	0	0	
	FATA	0	0	0	0	0	0	0	0	
	12. Finance Division	G. TOTAL	207	90	25	20	3	3	348	1011
	Main, Islamabad.	TOTAL	16	9	1	3	0	0	29	59
Islamabad		2	2	0	0	0	0	4	10	
Punjab		11	5	1	2	0	0	19	42	
Sindh R		1	0	0	1	0	0	2	3	
Sindh U		0	2	0	0	0	0	2	2	
KP		2	0	0	0	0	0	2	2	
Balochistan		0	0	0	0	0	0	0	0	
AJ&K		0	0	0	0	0	0	0	0	
GB		0	0	0	0	0	0	0	0	
FATA	0	0	0	0	0	0	0	0		

TABLE-26										
DOMICILE WISE ACTUAL STRENGTH OF FEMALE EMPLOYEES BY BASIC SCALE AND DIVISIONS / ATTACHED DEPARTMENTS / SUBORDINATE OFFICES										
DIVISION/OFFICE	DOMICILE	BASIC SCALE 17 to 22							G.TOTAL BS 1-22	
		17	18	19	20	21	22	TOTAL		
Finance (Military),	TOTAL	0	4	0	0	0	0	0	4	7
Rawalpindi.	Islamabad	0	0	0	0	0	0	0	0	0
	Punjab	0	2	0	0	0	0	0	2	5
	Sindh R	0	0	0	0	0	0	0	0	0
	Sindh U	0	0	0	0	0	0	0	0	0
	KP	0	1	0	0	0	0	0	1	1
	Balochistan	0	0	0	0	0	0	0	0	0
	AJ&K	0	0	0	0	0	0	0	0	0
	GB	0	0	0	0	0	0	0	0	0
	FATA	0	1	0	0	0	0	0	1	1
Central Directorate of	TOTAL	59	10	7	0	0	0	76	301	
National Savings,	Islamabad	2	0	0	0	0	0	0	2	15
	Islamabad.	Punjab	33	5	5	0	0	0	43	187
		Sindh R	5	1	0	0	0	0	6	14
	Sindh U	6	1	2	0	0	0	9	36	
	KP	8	1	0	0	0	0	9	25	
	Balochistan	4	2	0	0	0	0	6	18	
	AJ&K	0	0	0	0	0	0	0	3	
	GB	1	0	0	0	0	0	1	3	
	FATA	0	0	0	0	0	0	0	0	
Controller General of	TOTAL	44	8	2	2	0	1	57	340	
Accounts, HQ, Islamabad.	Islamabad	2	0	0	0	0	0	2	6	
	Punjab	23	1	2	1	0	1	28	190	
	Sindh R	3	0	0	0	0	0	3	16	
	Sindh U	7	6	0	1	0	0	14	78	
	KP	8	1	0	0	0	0	9	35	
	Balochistan	1	0	0	0	0	0	1	15	
	AJ&K	0	0	0	0	0	0	0	0	
	GB	0	0	0	0	0	0	0	0	
	FATA	0	0	0	0	0	0	0	0	
Federal Treasury Office,	TOTAL	0	0	0	0	0	0	0	4	
Islamabad.	Islamabad	0	0	0	0	0	0	0	0	
	Punjab	0	0	0	0	0	0	0	3	
	Sindh R	0	0	0	0	0	0	0	0	
	Sindh U	0	0	0	0	0	0	0	1	
	KP	0	0	0	0	0	0	0	0	
	Balochistan	0	0	0	0	0	0	0	0	
	AJ&K	0	0	0	0	0	0	0	0	
	GB	0	0	0	0	0	0	0	0	
	FATA	0	0	0	0	0	0	0	0	

TABLE-26									
DOMICILE WISE ACTUAL STRENGTH OF FEMALE EMPLOYEES BY BASIC SCALE AND DIVISIONS / ATTACHED DEPARTMENTS / SUBORDINATE OFFICES									
DIVISION/OFFICE	DOMICILE	BASIC SCALE 17 to 22							G.TOTAL BS 1-22
		17	18	19	20	21	22	TOTAL	
Office of the Auditor	TOTAL	88	58	15	15	3	2	181	280
General of Pakistan, HQ,	Islamabad	0	0	0	0	0	0	0	0
Islamabad.	Punjab	44	48	9	12	1	2	116	179
	Sindh R	13	1	2	0	0	0	16	20
	Sindh U	19	2	2	2	0	0	25	47
	KP	7	4	2	0	2	0	15	19
	Balochistan	2	1	0	0	0	0	3	8
	AJ&K	2	0	0	1	0	0	3	3
	GB	0	0	0	0	0	0	0	1
	FATA	1	2	0	0	0	0	3	3
Pakistan Mint, Lahore.	TOTAL	0	1	0	0	0	0	1	20
	Islamabad	0	0	0	0	0	0	0	0
	Punjab	0	1	0	0	0	0	1	18
	Sindh R	0	0	0	0	0	0	0	0
	Sindh U	0	0	0	0	0	0	0	0
	KP	0	0	0	0	0	0	0	2
	Balochistan	0	0	0	0	0	0	0	0
	AJ&K	0	0	0	0	0	0	0	0
	GB	0	0	0	0	0	0	0	0
	FATA	0	0	0	0	0	0	0	0
13. Foreign Affairs	TOTAL	43	22	8	9	4	3	89	160
Division	Islamabad	0	0	0	1	0	0	1	1
Main, (Including Pakistan	Punjab	22	15	6	4	3	3	53	107
Missions Abroad), Islamabad.	Sindh R	5	0	0	1	0	0	6	9
	Sindh U	7	2	0	1	0	0	10	14
	KP	4	4	2	2	0	0	12	18
	Balochistan	3	1	0	0	0	0	4	5
	AJ&K	0	0	0	0	1	0	1	2
	GB	0	0	0	0	0	0	0	0
	FATA	2	0	0	0	0	0	2	4
14. Housing & Works	G. TOTAL	19	4	1	0	0	0	24	62
Division	TOTAL	0	0	0	0	0	0	0	6
Main, Islamabad.	Islamabad	0	0	0	0	0	0	0	0
	Punjab	0	0	0	0	0	0	0	3
	Sindh R	0	0	0	0	0	0	0	0
	Sindh U	0	0	0	0	0	0	0	0
	KP	0	0	0	0	0	0	0	2
	Balochistan	0	0	0	0	0	0	0	0
	AJ&K	0	0	0	0	0	0	0	0
	GB	0	0	0	0	0	0	0	1
	FATA	0	0	0	0	0	0	0	0

TABLE-26									
DOMICILE WISE ACTUAL STRENGTH OF FEMALE EMPLOYEES BY BASIC SCALE AND DIVISIONS / ATTACHED DEPARTMENTS / SUBORDINATE OFFICES									
DIVISION/OFFICE	DOMICILE	BASIC SCALE 17 to 22						TOTAL	G.TOTAL BS 1-22
		17	18	19	20	21	22		
Estate Office, Islamabad.	TOTAL	1	0	0	0	0	0	1	11
	Islamabad	0	0	0	0	0	0	0	0
	Punjab	1	0	0	0	0	0	1	3
	Sindh R	0	0	0	0	0	0	0	1
	Sindh U	0	0	0	0	0	0	0	5
	KP	0	0	0	0	0	0	0	1
	Balochistan	0	0	0	0	0	0	0	1
	AJ&K	0	0	0	0	0	0	0	0
	GB	0	0	0	0	0	0	0	0
	FATA	0	0	0	0	0	0	0	0
National Housing	TOTAL	0	0	1	0	0	0	1	1
Authority, Islamabad.	Islamabad	0	0	0	0	0	0	0	0
	Punjab	0	0	0	0	0	0	0	0
	Sindh R	0	0	1	0	0	0	1	1
	Sindh U	0	0	0	0	0	0	0	0
	KP	0	0	0	0	0	0	0	0
	Balochistan	0	0	0	0	0	0	0	0
	AJ&K	0	0	0	0	0	0	0	0
	GB	0	0	0	0	0	0	0	0
	FATA	0	0	0	0	0	0	0	0
	Pakistan Public Works	TOTAL	18	4	0	0	0	0	22
Department, HQ, Islamabad.	Islamabad	0	0	0	0	0	0	0	0
	Punjab	12	3	0	0	0	0	15	17
	Sindh R	1	0	0	0	0	0	1	17
	Sindh U	5	0	0	0	0	0	5	8
	KP	0	1	0	0	0	0	1	1
	Balochistan	0	0	0	0	0	0	0	1
	AJ&K	0	0	0	0	0	0	0	0
	GB	0	0	0	0	0	0	0	0
	FATA	0	0	0	0	0	0	0	0
	15. Human Rights	G. TOTAL	9	6	3	1	0	1	20
Division	TOTAL	3	4	2	1	0	1	11	33
Main, Islamabad.	Islamabad	0	0	1	0	0	0	1	6
	Punjab	2	3	1	1	0	0	7	18
	Sindh R	1	0	0	0	0	1	2	3
	Sindh U	0	0	0	0	0	0	0	2
	KP	0	0	0	0	0	0	0	1
	Balochistan	0	1	0	0	0	0	1	1
	AJ&K	0	0	0	0	0	0	0	1
	GB	0	0	0	0	0	0	0	1
	FATA	0	0	0	0	0	0	0	0

TABLE-26									
DOMICILE WISE ACTUAL STRENGTH OF FEMALE EMPLOYEES BY BASIC SCALE AND DIVISIONS / ATTACHED DEPARTMENTS / SUBORDINATE OFFICES									
DIVISION/OFFICE	DOMICILE	BASIC SCALE 17 to 22							G.TOTAL BS 1-22
		17	18	19	20	21	22	TOTAL	
Implementation of	TOTAL	0	0	0	0	0	0	0	0
National Plan of Action	Islamabad	0	0	0	0	0	0	0	0
for Children,	Punjab	0	0	0	0	0	0	0	0
Islamabad.	Sindh R	0	0	0	0	0	0	0	0
	Sindh U	0	0	0	0	0	0	0	0
	KP	0	0	0	0	0	0	0	0
	Balochistan	0	0	0	0	0	0	0	0
	AJ&K	0	0	0	0	0	0	0	0
	GB	0	0	0	0	0	0	0	0
	FATA	0	0	0	0	0	0	0	0
National Commission for	TOTAL	0	0	0	0	0	0	0	0
the Child Welfare &	Islamabad	0	0	0	0	0	0	0	0
Development, Islamabad.	Punjab	0	0	0	0	0	0	0	0
	Sindh R	0	0	0	0	0	0	0	0
	Sindh U	0	0	0	0	0	0	0	0
	KP	0	0	0	0	0	0	0	0
	Balochistan	0	0	0	0	0	0	0	0
	AJ&K	0	0	0	0	0	0	0	0
	GB	0	0	0	0	0	0	0	0
	FATA	0	0	0	0	0	0	0	0
National Child Protection	TOTAL	0	0	1	0	0	0	1	2
Centre (NCPC)	Islamabad	0	0	0	0	0	0	0	1
Islamabad.	Punjab	0	0	0	0	0	0	0	0
	Sindh R	0	0	0	0	0	0	0	0
	Sindh U	0	0	0	0	0	0	0	0
	KP	0	0	1	0	0	0	1	1
	Balochistan	0	0	0	0	0	0	0	0
	AJ&K	0	0	0	0	0	0	0	0
	GB	0	0	0	0	0	0	0	0
	FATA	0	0	0	0	0	0	0	0
Shaheed Benazir Bhutto	TOTAL	6	2	0	0	0	0	8	14
Centre for Women,	Islamabad	0	1	0	0	0	0	1	2
Islamabad.	Punjab	2	0	0	0	0	0	2	6
	Sindh R	0	0	0	0	0	0	0	0
	Sindh U	0	1	0	0	0	0	1	1
	KP	4	0	0	0	0	0	4	5
	Balochistan	0	0	0	0	0	0	0	0
	AJ&K	0	0	0	0	0	0	0	0
	GB	0	0	0	0	0	0	0	0
	FATA	0	0	0	0	0	0	0	0

TABLE-26										
DOMICILE WISE ACTUAL STRENGTH OF FEMALE EMPLOYEES BY BASIC SCALE AND DIVISIONS / ATTACHED DEPARTMENTS / SUBORDINATE OFFICES										
	DIVISION/OFFICE	DOMICILE	BASIC SCALE 17 to 22						G.TOTAL BS 1-22	
			17	18	19	20	21	22		TOTAL
16.	Industries &	G. TOTAL	2	0	0	0	0	0	2	22
	Production Division	TOTAL	2	0	0	0	0	0	2	22
	Main, Islamabad.	Islamabad	0	0	0	0	0	0	0	8
		Punjab	1	0	0	0	0	0	1	9
		Sindh R	0	0	0	0	0	0	0	0
		Sindh U	0	0	0	0	0	0	0	0
		KP	1	0	0	0	0	0	1	3
		Balochistan	0	0	0	0	0	0	0	2
		AJ&K	0	0	0	0	0	0	0	0
		GB	0	0	0	0	0	0	0	0
		FATA	0	0	0	0	0	0	0	0
	Department of	TOTAL	0	0	0	0	0	0	0	0
	Explosives, HQ,	Islamabad	0	0	0	0	0	0	0	0
	Rawalpindi.	Punjab	0	0	0	0	0	0	0	0
		Sindh R	0	0	0	0	0	0	0	0
		Sindh U	0	0	0	0	0	0	0	0
		KP	0	0	0	0	0	0	0	0
		Balochistan	0	0	0	0	0	0	0	0
		AJ&K	0	0	0	0	0	0	0	0
		GB	0	0	0	0	0	0	0	0
		FATA	0	0	0	0	0	0	0	0
17.	Information &	G. TOTAL	44	37	18	7	1	0	107	160
	Broadcasting	TOTAL	35	30	14	5	1	0	85	93
	Division	Islamabad	0	0	0	0	0	0	0	0
	Main, Islamabad.	Punjab	26	25	7	2	1	0	61	67
		Sindh R	1	0	0	0	0	0	1	2
		Sindh U	1	2	3	3	0	0	9	10
		KP	4	3	3	0	0	0	10	10
		Balochistan	0	0	0	0	0	0	0	0
		AJ&K	2	0	0	0	0	0	2	2
		GB	0	0	0	0	0	0	0	0
		FATA	1	0	1	0	0	0	2	2
	Audit Bureau of Circulation,	TOTAL	1	0	0	0	0	0	1	2
	Islamabad.	Islamabad	0	0	0	0	0	0	0	0
		Punjab	1	0	0	0	0	0	1	2
		Sindh R	0	0	0	0	0	0	0	0
		Sindh U	0	0	0	0	0	0	0	0
		KP	0	0	0	0	0	0	0	0
		Balochistan	0	0	0	0	0	0	0	0
		AJ&K	0	0	0	0	0	0	0	0
		GB	0	0	0	0	0	0	0	0
		FATA	0	0	0	0	0	0	0	0

TABLE-26									
DOMICILE WISE ACTUAL STRENGTH OF FEMALE EMPLOYEES BY BASIC SCALE AND DIVISIONS / ATTACHED DEPARTMENTS / SUBORDINATE OFFICES									
DIVISION/OFFICE	DOMICILE	BASIC SCALE 17 to 22						TOTAL	G.TOTAL BS 1-22
		17	18	19	20	21	22		
Central Board of Film	TOTAL	0	0	0	0	0	0	0	0
Censors, Islamabad.	Islamabad	0	0	0	0	0	0	0	0
	Punjab	0	0	0	0	0	0	0	0
	Sindh R	0	0	0	0	0	0	0	0
	Sindh U	0	0	0	0	0	0	0	0
	KP	0	0	0	0	0	0	0	0
	Balochistan	0	0	0	0	0	0	0	0
	AJ&K	0	0	0	0	0	0	0	0
	GB	0	0	0	0	0	0	0	0
	FATA	0	0	0	0	0	0	0	0
Directorate of Electronic	TOTAL	5	5	3	0	0	0	13	29
Media and Publications, Islamabad.	Islamabad	0	0	0	0	0	0	0	1
	Punjab	4	5	2	0	0	0	11	23
	Sindh R	0	0	0	0	0	0	0	0
	Sindh U	1	0	0	0	0	0	1	3
	KP	0	0	1	0	0	0	1	2
	Balochistan	0	0	0	0	0	0	0	0
	AJ&K	0	0	0	0	0	0	0	0
	GB	0	0	0	0	0	0	0	0
	FATA	0	0	0	0	0	0	0	0
Federal Land	TOTAL	0	0	0	0	0	0	0	5
Commission, Islamabad.	Islamabad	0	0	0	0	0	0	0	0
	Punjab	0	0	0	0	0	0	0	4
	Sindh R	0	0	0	0	0	0	0	0
	Sindh U	0	0	0	0	0	0	0	0
	KP	0	0	0	0	0	0	0	1
	Balochistan	0	0	0	0	0	0	0	0
	AJ&K	0	0	0	0	0	0	0	0
	GB	0	0	0	0	0	0	0	0
	FATA	0	0	0	0	0	0	0	0
Implementation Tribunal	TOTAL	0	0	0	0	0	0	0	2
For Newspaper Employees, Islamabad.	Islamabad	0	0	0	0	0	0	0	1
	Punjab	0	0	0	0	0	0	0	1
	Sindh R	0	0	0	0	0	0	0	0
	Sindh U	0	0	0	0	0	0	0	0
	KP	0	0	0	0	0	0	0	0
	Balochistan	0	0	0	0	0	0	0	0
	AJ&K	0	0	0	0	0	0	0	0
	GB	0	0	0	0	0	0	0	0
	FATA	0	0	0	0	0	0	0	0

TABLE-26										
DOMICILE WISE ACTUAL STRENGTH OF FEMALE EMPLOYEES BY BASIC SCALE AND DIVISIONS / ATTACHED DEPARTMENTS / SUBORDINATE OFFICES										
DIVISION/OFFICE	DOMICILE	BASIC SCALE 17 to 22							G.TOTAL BS 1-22	
		17	18	19	20	21	22	TOTAL		
Information Service	TOTAL	3	2	1	1	0	0	7	7	
Academy, Islamabad.	Islamabad	0	0	0	0	0	0	0	0	
	Punjab	2	1	0	0	0	0	3	3	
	Sindh R	0	1	0	0	0	0	1	1	
	Sindh U	1	0	0	1	0	0	2	2	
	KP	0	0	1	0	0	0	1	1	
	Balochistan	0	0	0	0	0	0	0	0	
	AJ&K	0	0	0	0	0	0	0	0	
	GB	0	0	0	0	0	0	0	0	
	FATA	0	0	0	0	0	0	0	0	
	Press Information	TOTAL	0	0	0	0	0	0	0	21
Department, Islamabad.	Islamabad	0	0	0	0	0	0	0	6	
	Punjab	0	0	0	0	0	0	0	12	
	Sindh R	0	0	0	0	0	0	0	2	
	Sindh U	0	0	0	0	0	0	0	0	
	KP	0	0	0	0	0	0	0	1	
	Balochistan	0	0	0	0	0	0	0	0	
	AJ&K	0	0	0	0	0	0	0	0	
	GB	0	0	0	0	0	0	0	0	
	FATA	0	0	0	0	0	0	0	0	
	Office of the Press	TOTAL	0	0	0	1	0	0	1	1
Registrar, Islamabad.	Islamabad	0	0	0	0	0	0	0	0	
	Punjab	0	0	0	0	0	0	0	0	
	Sindh R	0	0	0	0	0	0	0	0	
	Sindh U	0	0	0	1	0	0	1	1	
	KP	0	0	0	0	0	0	0	0	
	Balochistan	0	0	0	0	0	0	0	0	
	AJ&K	0	0	0	0	0	0	0	0	
	GB	0	0	0	0	0	0	0	0	
	FATA	0	0	0	0	0	0	0	0	
	18. Information Technology	G. TOTAL	2	1	0	0	0	0	3	10
and Telecommunications	TOTAL	1	1	0	0	0	0	2	9	
Division	Islamabad	0	0	0	0	0	0	0	0	
	Main, Islamabad.	Punjab	1	0	0	0	0	0	1	6
		Sindh R	0	0	0	0	0	0	0	0
	Sindh U	0	0	0	0	0	0	0	0	
	KP	0	0	0	0	0	0	0	1	
	Balochistan	0	1	0	0	0	0	1	2	
	AJ&K	0	0	0	0	0	0	0	0	
	GB	0	0	0	0	0	0	0	0	
	FATA	0	0	0	0	0	0	0	0	

TABLE-26									
DOMICILE WISE ACTUAL STRENGTH OF FEMALE EMPLOYEES BY BASIC SCALE AND DIVISIONS / ATTACHED DEPARTMENTS / SUBORDINATE OFFICES									
DIVISION/OFFICE	DOMICILE	BASIC SCALE 17 to 22						TOTAL	G.TOTAL BS 1-22
		17	18	19	20	21	22		
National Information	TOTAL	1	0	0	0	0	0	1	1
Technology Board ,	Islamabad	0	0	0	0	0	0	0	0
Islamabad.	Punjab	0	0	0	0	0	0	0	0
	Sindh R	0	0	0	0	0	0	0	0
	Sindh U	0	0	0	0	0	0	0	0
	KP	1	0	0	0	0	0	1	1
	Balochistan	0	0	0	0	0	0	0	0
	AJ&K	0	0	0	0	0	0	0	0
	GB	0	0	0	0	0	0	0	0
	FATA	0	0	0	0	0	0	0	0
19. Inter Provincial	G. TOTAL	7	1	1	0	0	0	9	24
Coordination Division,	TOTAL	3	1	1	0	0	0	5	14
Main, Islamabad.	Islamabad	1	0	0	0	0	0	1	2
	Punjab	2	1	1	0	0	0	4	10
	Sindh R	0	0	0	0	0	0	0	0
	Sindh U	0	0	0	0	0	0	0	0
	KP	0	0	0	0	0	0	0	1
	Balochistan	0	0	0	0	0	0	0	0
	AJ&K	0	0	0	0	0	0	0	1
	GB	0	0	0	0	0	0	0	0
	FATA	0	0	0	0	0	0	0	0
Inter Board Committee	TOTAL	1	0	0	0	0	0	1	7
of Chairman, Islamabad.	Islamabad	0	0	0	0	0	0	0	0
	Punjab	0	0	0	0	0	0	0	3
	Sindh R	0	0	0	0	0	0	0	1
	Sindh U	0	0	0	0	0	0	0	0
	KP	0	0	0	0	0	0	0	0
	Balochistan	1	0	0	0	0	0	1	1
	AJ&K	0	0	0	0	0	0	0	2
	GB	0	0	0	0	0	0	0	0
	FATA	0	0	0	0	0	0	0	0
National Internship	TOTAL	3	0	0	0	0	0	3	3
Programme, Islamabad.	Islamabad	0	0	0	0	0	0	0	0
	Punjab	2	0	0	0	0	0	2	2
	Sindh R	0	0	0	0	0	0	0	0
	Sindh U	1	0	0	0	0	0	1	1
	KP	0	0	0	0	0	0	0	0
	Balochistan	0	0	0	0	0	0	0	0
	AJ&K	0	0	0	0	0	0	0	0
	GB	0	0	0	0	0	0	0	0
	FATA	0	0	0	0	0	0	0	0

TABLE-26										
DOMICILE WISE ACTUAL STRENGTH OF FEMALE EMPLOYEES BY BASIC SCALE AND DIVISIONS / ATTACHED DEPARTMENTS / SUBORDINATE OFFICES										
	DIVISION/OFFICE	DOMICILE	BASIC SCALE 17 to 22						TOTAL	G.TOTAL BS 1-22
			17	18	19	20	21	22		
20.	Interior Division	G. TOTAL	65	16	4	0	0	0	85	1611
	Main, Islamabad.	TOTAL	1	2	1	0	0	0	4	33
		Islamabad	0	0	0	0	0	0	0	0
		Punjab	1	1	1	0	0	0	3	30
		Sindh R	0	1	0	0	0	0	1	1
		Sindh U	0	0	0	0	0	0	0	1
		KP	0	0	0	0	0	0	0	0
		Balochistan	0	0	0	0	0	0	0	1
		AJ&K	0	0	0	0	0	0	0	0
		GB	0	0	0	0	0	0	0	0
		FATA	0	0	0	0	0	0	0	0
	Directorate General of	TOTAL	1	0	0	0	0	0	1	30
	Civil Defence,	Islamabad	0	0	0	0	0	0	0	3
	Islamabad, Lahore,	Punjab	0	0	0	0	0	0	0	16
	Karachi, Peshawar,	Sindh R	0	0	0	0	0	0	0	1
	Quetta, AJ&K,	Sindh U	1	0	0	0	0	0	1	4
	Muzaffarabad.	KP	0	0	0	0	0	0	0	3
		Balochistan	0	0	0	0	0	0	0	3
		AJ&K	0	0	0	0	0	0	0	0
		GB	0	0	0	0	0	0	0	0
		FATA	0	0	0	0	0	0	0	0
	Directorate General of	TOTAL	15	0	0	0	0	0	15	70
	Immigration and	Islamabad	1	0	0	0	0	0	1	2
	Passports, HQ,	Punjab	10	0	0	0	0	0	10	41
	Islamabad.	Sindh R	2	0	0	0	0	0	2	6
		Sindh U	0	0	0	0	0	0	0	4
		KP	2	0	0	0	0	0	2	12
		Balochistan	0	0	0	0	0	0	0	2
		AJ&K	0	0	0	0	0	0	0	1
		GB	0	0	0	0	0	0	0	1
		FATA	0	0	0	0	0	0	0	1
	Federal Investigation	TOTAL	7	2	0	0	0	0	9	267
	Agency, HQ, Islamabad.	Islamabad	0	0	0	0	0	0	0	27
		Punjab	4	2	0	0	0	0	6	150
		Sindh R	0	0	0	0	0	0	0	16
		Sindh U	2	0	0	0	0	0	2	26
		KP	1	0	0	0	0	0	1	29
		Balochistan	0	0	0	0	0	0	0	13
		AJ&K	0	0	0	0	0	0	0	4
		GB	0	0	0	0	0	0	0	2
		FATA	0	0	0	0	0	0	0	0

TABLE-26									
DOMICILE WISE ACTUAL STRENGTH OF FEMALE EMPLOYEES BY BASIC SCALE AND DIVISIONS / ATTACHED DEPARTMENTS / SUBORDINATE OFFICES									
DIVISION/OFFICE	DOMICILE	BASIC SCALE 17 to 22							G.TOTAL BS 1-22
		17	18	19	20	21	22	TOTAL	
Islamabad Capital	TOTAL	7	3	0	0	0	0	10	575
Territory	Islamabad	0	0	0	0	0	0	0	364
Administration,	Punjab	5	2	0	0	0	0	7	184
Islamabad.	Sindh R	1	1	0	0	0	0	2	4
	Sindh U	0	0	0	0	0	0	0	0
	KP	1	0	0	0	0	0	1	17
	Balochistan	0	0	0	0	0	0	0	1
	AJ&K	0	0	0	0	0	0	0	3
	GB	0	0	0	0	0	0	0	1
	FATA	0	0	0	0	0	0	0	1
National Academy for	TOTAL	1	0	0	0	0	0	1	1
Prisons Administration,	Islamabad	0	0	0	0	0	0	0	0
Lahore.	Punjab	1	0	0	0	0	0	1	1
	Sindh R	0	0	0	0	0	0	0	0
	Sindh U	0	0	0	0	0	0	0	0
	KP	0	0	0	0	0	0	0	0
	Balochistan	0	0	0	0	0	0	0	0
	AJ&K	0	0	0	0	0	0	0	0
	GB	0	0	0	0	0	0	0	0
	FATA	0	0	0	0	0	0	0	0
Gilgit Baltistan Scouts,	TOTAL	0	0	0	0	0	0	0	0
HQ, Gilgit.	Islamabad	0	0	0	0	0	0	0	0
	Punjab	0	0	0	0	0	0	0	0
	Sindh R	0	0	0	0	0	0	0	0
	Sindh U	0	0	0	0	0	0	0	0
	KP	0	0	0	0	0	0	0	0
	Balochistan	0	0	0	0	0	0	0	0
	AJ&K	0	0	0	0	0	0	0	0
	GB	0	0	0	0	0	0	0	0
	FATA	0	0	0	0	0	0	0	0
HQ Frontier	TOTAL	3	0	0	0	0	0	3	15
Constabulary KP,	Islamabad	0	0	0	0	0	0	0	0
Peshawar.	Punjab	2	0	0	0	0	0	2	2
	Sindh R	0	0	0	0	0	0	0	1
	Sindh U	0	0	0	0	0	0	0	0
	KP	0	0	0	0	0	0	0	11
	Balochistan	0	0	0	0	0	0	0	0
	AJ&K	0	0	0	0	0	0	0	0
	GB	1	0	0	0	0	0	1	1
	FATA	0	0	0	0	0	0	0	0

TABLE-26									
DOMICILE WISE ACTUAL STRENGTH OF FEMALE EMPLOYEES BY BASIC SCALE AND DIVISIONS / ATTACHED DEPARTMENTS / SUBORDINATE OFFICES									
DIVISION/OFFICE	DOMICILE	BASIC SCALE 17 to 22						TOTAL	G.TOTAL BS 1-22
		17	18	19	20	21	22		
HQ Frontier Corps	TOTAL	3	0	0	0	0	0	3	172
Balochistan, Quetta.	Islamabad	0	0	0	0	0	0	0	0
	Punjab	3	0	0	0	0	0	3	105
	Sindh R	0	0	0	0	0	0	0	1
	Sindh U	0	0	0	0	0	0	0	3
	KP	0	0	0	0	0	0	0	3
	Balochistan	0	0	0	0	0	0	0	60
	AJ&K	0	0	0	0	0	0	0	0
	GB	0	0	0	0	0	0	0	0
	FATA	0	0	0	0	0	0	0	0
HQ Pakistan Rangers	TOTAL	9	2	1	0	0	0	12	134
Punjab, Lahore.	Islamabad	0	0	0	0	0	0	0	0
	Punjab	8	2	1	0	0	0	11	132
	Sindh R	0	0	0	0	0	0	0	0
	Sindh U	0	0	0	0	0	0	0	0
	KP	1	0	0	0	0	0	1	2
	Balochistan	0	0	0	0	0	0	0	0
	AJ&K	0	0	0	0	0	0	0	0
	GB	0	0	0	0	0	0	0	0
	FATA	0	0	0	0	0	0	0	0
HQ Pakistan Rangers	TOTAL	18	7	2	0	0	0	27	129
Sindh, Karachi.	Islamabad	0	0	0	0	0	0	0	0
	Punjab	0	1	0	0	0	0	1	14
	Sindh R	5	1	0	0	0	0	6	20
	Sindh U	13	5	2	0	0	0	20	95
	KP	0	0	0	0	0	0	0	0
	Balochistan	0	0	0	0	0	0	0	0
	AJ&K	0	0	0	0	0	0	0	0
	GB	0	0	0	0	0	0	0	0
	FATA	0	0	0	0	0	0	0	0
Pakistan Coast Guards,	TOTAL	0	0	0	0	0	0	0	1
Karachi.	Islamabad	0	0	0	0	0	0	0	0
	Punjab	0	0	0	0	0	0	0	1
	Sindh R	0	0	0	0	0	0	0	0
	Sindh U	0	0	0	0	0	0	0	0
	KP	0	0	0	0	0	0	0	0
	Balochistan	0	0	0	0	0	0	0	0
	AJ&K	0	0	0	0	0	0	0	0
	GB	0	0	0	0	0	0	0	0
	FATA	0	0	0	0	0	0	0	0

TABLE-26									
DOMICILE WISE ACTUAL STRENGTH OF FEMALE EMPLOYEES BY BASIC SCALE AND DIVISIONS / ATTACHED DEPARTMENTS / SUBORDINATE OFFICES									
DIVISION/OFFICE	DOMICILE	BASIC SCALE 17 to 22						TOTAL	G.TOTAL BS 1-22
		17	18	19	20	21	22		
HQ Frontier Corps	TOTAL	0	0	0	0	0	0	0	184
KP, Peshawar.	Islamabad	0	0	0	0	0	0	0	0
	Punjab	0	0	0	0	0	0	0	97
	Sindh R	0	0	0	0	0	0	0	0
	Sindh U	0	0	0	0	0	0	0	0
	KP	0	0	0	0	0	0	0	68
	Balochistan	0	0	0	0	0	0	0	0
	AJ&K	0	0	0	0	0	0	0	0
	GB	0	0	0	0	0	0	0	0
	FATA	0	0	0	0	0	0	0	19
	21. Kashmir Affairs & Gilgit	G. TOTAL	215	130	25	0	0	0	370
Baltistan Division	TOTAL	2	0	0	0	0	0	2	10
Main, Islamabad.	Islamabad	0	0	0	0	0	0	0	1
	Punjab	0	0	0	0	0	0	0	3
	Sindh R	0	0	0	0	0	0	0	0
	Sindh U	0	0	0	0	0	0	0	2
	KP	2	0	0	0	0	0	2	3
	Balochistan	0	0	0	0	0	0	0	1
	AJ&K	0	0	0	0	0	0	0	0
	GB	0	0	0	0	0	0	0	0
	FATA	0	0	0	0	0	0	0	0
	Directorate of Health	TOTAL	0	0	0	0	0	0	0
Services AK, Rawalpindi.	Islamabad	0	0	0	0	0	0	0	0
	Punjab	0	0	0	0	0	0	0	0
	Sindh R	0	0	0	0	0	0	0	0
	Sindh U	0	0	0	0	0	0	0	0
	KP	0	0	0	0	0	0	0	0
	Balochistan	0	0	0	0	0	0	0	0
	AJ&K	0	0	0	0	0	0	0	0
	GB	0	0	0	0	0	0	0	0
	FATA	0	0	0	0	0	0	0	0
	Jammu & Kashmir	TOTAL	0	0	0	0	0	0	0
Refugees	Islamabad	0	0	0	0	0	0	0	1
Rehabilitation	Punjab	0	0	0	0	0	0	0	0
Organization, Islamabad.	Sindh R	0	0	0	0	0	0	0	0
	Sindh U	0	0	0	0	0	0	0	0
	KP	0	0	0	0	0	0	0	0
	Balochistan	0	0	0	0	0	0	0	0
	AJ&K	0	0	0	0	0	0	0	0
	GB	0	0	0	0	0	0	0	0
	FATA	0	0	0	0	0	0	0	0
			0	0	0	0	0	0	0

TABLE-26									
DOMICILE WISE ACTUAL STRENGTH OF FEMALE EMPLOYEES BY BASIC SCALE AND DIVISIONS / ATTACHED DEPARTMENTS / SUBORDINATE OFFICES									
DIVISION/OFFICE	DOMICILE	BASIC SCALE 17 to 22							G.TOTAL BS 1-22
		17	18	19	20	21	22	TOTAL	
Office of the	TOTAL	0	0	0	0	0	0	0	1
Administrator J & K	Islamabad	0	0	0	0	0	0	0	0
State Property in	Punjab	0	0	0	0	0	0	0	1
Pakistan, Lahore.	Sindh R	0	0	0	0	0	0	0	0
	Sindh U	0	0	0	0	0	0	0	0
	KP	0	0	0	0	0	0	0	0
	Balochistan	0	0	0	0	0	0	0	0
	AJ&K	0	0	0	0	0	0	0	0
	GB	0	0	0	0	0	0	0	0
	FATA	0	0	0	0	0	0	0	0
Office of the Chief	TOTAL	213	130	25	0	0	0	368	4620
Secretary, Gilgit	Islamabad	0	0	0	0	0	0	0	0
Baltistan.	Punjab	4	0	5	0	0	0	9	17
	Sindh R	0	0	2	0	0	0	2	2
	Sindh U	0	0	0	0	0	0	0	0
	KP	0	0	0	0	0	0	0	0
	Balochistan	0	0	0	0	0	0	0	0
	AJ&K	0	0	0	0	0	0	0	0
	GB	209	130	18	0	0	0	357	4601
	FATA	0	0	0	0	0	0	0	0
22. Law & Justice Division	G. TOTAL	8	3	3	8	11	0	33	112
Main, Islamabad.	TOTAL	3	1	1	2	1	0	8	48
	Islamabad	0	0	0	0	0	0	0	1
	Punjab	2	1	1	2	1	0	7	32
	Sindh R	1	0	0	0	0	0	1	3
	Sindh U	0	0	0	0	0	0	0	6
	KP	0	0	0	0	0	0	0	4
	Balochistan	0	0	0	0	0	0	0	0
	AJ&K	0	0	0	0	0	0	0	1
	GB	0	0	0	0	0	0	0	1
	FATA	0	0	0	0	0	0	0	0
Accountability Courts,	TOTAL	0	0	0	0	1	0	1	3
(Over all Pakistan).	Islamabad	0	0	0	0	0	0	0	0
	Punjab	0	0	0	0	0	0	0	1
	Sindh R	0	0	0	0	1	0	1	2
	Sindh U	0	0	0	0	0	0	0	0
	KP	0	0	0	0	0	0	0	0
	Balochistan	0	0	0	0	0	0	0	0
	AJ&K	0	0	0	0	0	0	0	0
	GB	0	0	0	0	0	0	0	0
	FATA	0	0	0	0	0	0	0	0

TABLE-26									
DOMICILE WISE ACTUAL STRENGTH OF FEMALE EMPLOYEES BY BASIC SCALE AND DIVISIONS / ATTACHED DEPARTMENTS / SUBORDINATE OFFICES									
DIVISION/OFFICE	DOMICILE	BASIC SCALE 17 to 22							G.TOTAL BS 1-22
		17	18	19	20	21	22	TOTAL	
Appellate Tribunal	TOTAL	1	0	0	0	2	0	3	23
Inland Revenue,	Islamabad	0	0	0	0	0	0	0	2
Islamabad, Rawalpindi,	Punjab	1	0	0	0	2	0	3	16
Karachi, Peshawar, Lahore.	Sindh R	0	0	0	0	0	0	0	0
	Sindh U	0	0	0	0	0	0	0	5
	KP	0	0	0	0	0	0	0	0
	Balochistan	0	0	0	0	0	0	0	0
	AJ&K	0	0	0	0	0	0	0	0
	GB	0	0	0	0	0	0	0	0
	FATA	0	0	0	0	0	0	0	0
Banking Courts,	TOTAL	0	0	0	0	3	0	3	9
(Over all Pakistan).	Islamabad	0	0	0	0	0	0	0	0
	Punjab	0	0	0	0	0	0	0	2
	Sindh R	0	0	0	0	0	0	0	2
	Sindh U	0	0	0	0	3	0	3	3
	KP	0	0	0	0	0	0	0	2
	Balochistan	0	0	0	0	0	0	0	0
	AJ&K	0	0	0	0	0	0	0	0
	GB	0	0	0	0	0	0	0	0
	FATA	0	0	0	0	0	0	0	0
Commercial Courts,	TOTAL	0	0	0	0	0	0	0	0
Karachi, Lahore.	Islamabad	0	0	0	0	0	0	0	0
	Punjab	0	0	0	0	0	0	0	0
	Sindh R	0	0	0	0	0	0	0	0
	Sindh U	0	0	0	0	0	0	0	0
	KP	0	0	0	0	0	0	0	0
	Balochistan	0	0	0	0	0	0	0	0
	AJ&K	0	0	0	0	0	0	0	0
	GB	0	0	0	0	0	0	0	0
	FATA	0	0	0	0	0	0	0	0
Customs, Excise &	TOTAL	0	0	0	0	0	0	0	1
Sales Tax Appellate	Islamabad	0	0	0	0	0	0	0	0
Tribunal,	Punjab	0	0	0	0	0	0	0	1
(Over all Pakistan).	Sindh R	0	0	0	0	0	0	0	0
	Sindh U	0	0	0	0	0	0	0	0
	KP	0	0	0	0	0	0	0	0
	Balochistan	0	0	0	0	0	0	0	0
	AJ&K	0	0	0	0	0	0	0	0
	GB	0	0	0	0	0	0	0	0
	FATA	0	0	0	0	0	0	0	0

TABLE-26									
DOMICILE WISE ACTUAL STRENGTH OF FEMALE EMPLOYEES BY BASIC SCALE AND DIVISIONS / ATTACHED DEPARTMENTS / SUBORDINATE OFFICES									
DIVISION/OFFICE	DOMICILE	BASIC SCALE 17 to 22						TOTAL	G.TOTAL BS 1-22
		17	18	19	20	21	22		
Drug Courts,	TOTAL	0	0	0	0	1	0	1	1
(Over all Pakistan).	Islamabad	0	0	0	0	0	0	0	0
	Punjab	0	0	0	0	0	0	0	0
	Sindh R	0	0	0	0	0	0	0	0
	Sindh U	0	0	0	0	1	0	1	1
	KP	0	0	0	0	0	0	0	0
	Balochistan	0	0	0	0	0	0	0	0
	AJ&K	0	0	0	0	0	0	0	0
	GB	0	0	0	0	0	0	0	0
	FATA	0	0	0	0	0	0	0	0
Environmental	TOTAL	0	0	0	0	1	0	1	1
Protection Tribunal,	Islamabad	0	0	0	0	0	0	0	0
Karachi, Lahore,	Punjab	0	0	0	0	0	0	0	0
Peshawar, Quetta.	Sindh R	0	0	0	0	0	0	0	0
	Sindh U	0	0	0	0	1	0	1	1
	KP	0	0	0	0	0	0	0	0
	Balochistan	0	0	0	0	0	0	0	0
	AJ&K	0	0	0	0	0	0	0	0
	GB	0	0	0	0	0	0	0	0
	FATA	0	0	0	0	0	0	0	0
Federal Service	TOTAL	0	0	0	0	0	0	0	0
Tribunal, Islamabad.	Islamabad	0	0	0	0	0	0	0	0
	Punjab	0	0	0	0	0	0	0	0
	Sindh R	0	0	0	0	0	0	0	0
	Sindh U	0	0	0	0	0	0	0	0
	KP	0	0	0	0	0	0	0	0
	Balochistan	0	0	0	0	0	0	0	0
	AJ&K	0	0	0	0	0	0	0	0
	GB	0	0	0	0	0	0	0	0
	FATA	0	0	0	0	0	0	0	0
Federal Shariat Court,	TOTAL	2	1	1	0	0	0	4	9
Islamabad.	Islamabad	0	0	0	0	0	0	0	0
	Punjab	0	1	1	0	0	0	2	5
	Sindh R	0	0	0	0	0	0	0	0
	Sindh U	0	0	0	0	0	0	0	2
	KP	1	0	0	0	0	0	1	1
	Balochistan	1	0	0	0	0	0	1	1
	AJ&K	0	0	0	0	0	0	0	0
	GB	0	0	0	0	0	0	0	0
	FATA	0	0	0	0	0	0	0	0

TABLE-26									
DOMICILE WISE ACTUAL STRENGTH OF FEMALE EMPLOYEES BY BASIC SCALE AND DIVISIONS / ATTACHED DEPARTMENTS / SUBORDINATE OFFICES									
DIVISION/OFFICE	DOMICILE	BASIC SCALE 17 to 22						TOTAL	G.TOTAL BS 1-22
		17	18	19	20	21	22		
Foreign Exchange	TOTAL	0	0	0	0	0	0	0	0
Regulation Appellate	Islamabad	0	0	0	0	0	0	0	0
Board, Karachi, Lahore.	Punjab	0	0	0	0	0	0	0	0
	Sindh R	0	0	0	0	0	0	0	0
	Sindh U	0	0	0	0	0	0	0	0
	KP	0	0	0	0	0	0	0	0
	Balochistan	0	0	0	0	0	0	0	0
	AJ&K	0	0	0	0	0	0	0	0
	GB	0	0	0	0	0	0	0	0
	FATA	0	0	0	0	0	0	0	0
Insurance Appellate	TOTAL	0	0	0	0	0	0	0	0
Tribunal, Karachi.	Islamabad	0	0	0	0	0	0	0	0
	Punjab	0	0	0	0	0	0	0	0
	Sindh R	0	0	0	0	0	0	0	0
	Sindh U	0	0	0	0	0	0	0	0
	KP	0	0	0	0	0	0	0	0
	Balochistan	0	0	0	0	0	0	0	0
	AJ&K	0	0	0	0	0	0	0	0
	GB	0	0	0	0	0	0	0	0
FATA	0	0	0	0	0	0	0	0	
Law & Justice	TOTAL	1	1	0	0	0	0	2	3
Commission of Pakistan,	Islamabad	0	0	0	0	0	0	0	0
Islamabad.	Punjab	1	1	0	0	0	0	2	3
	Sindh R	0	0	0	0	0	0	0	0
	Sindh U	0	0	0	0	0	0	0	0
	KP	0	0	0	0	0	0	0	0
	Balochistan	0	0	0	0	0	0	0	0
	AJ&K	0	0	0	0	0	0	0	0
	GB	0	0	0	0	0	0	0	0
	FATA	0	0	0	0	0	0	0	0
Office of the Attorney	TOTAL	0	0	0	6	1	0	7	11
General/Deputy Attorney	Islamabad	0	0	0	0	0	0	0	0
General's and Standing	Punjab	0	0	0	3	1	0	4	5
Council, Head Office,	Sindh R	0	0	0	3	0	0	3	5
Islamabad.	Sindh U	0	0	0	0	0	0	0	0
	KP	0	0	0	0	0	0	0	1
	Balochistan	0	0	0	0	0	0	0	0
	AJ&K	0	0	0	0	0	0	0	0
	GB	0	0	0	0	0	0	0	0
	FATA	0	0	0	0	0	0	0	0

TABLE-26									
DOMICILE WISE ACTUAL STRENGTH OF FEMALE EMPLOYEES BY BASIC SCALE AND DIVISIONS / ATTACHED DEPARTMENTS / SUBORDINATE OFFICES									
DIVISION/OFFICE	DOMICILE	BASIC SCALE 17 to 22							G.TOTAL BS 1-22
		17	18	19	20	21	22	TOTAL	
Regional Directorate of	TOTAL	1	0	1	0	0	0	2	2
Human Rights, Lahore,	Islamabad	0	0	0	0	0	0	0	0
Karachi, Peshawar,	Punjab	0	0	1	0	0	0	1	1
Quetta	Sindh R	0	0	0	0	0	0	0	0
	Sindh U	0	0	0	0	0	0	0	0
	KP	1	0	0	0	0	0	1	1
	Balochistan	0	0	0	0	0	0	0	0
	AJ&K	0	0	0	0	0	0	0	0
	GB	0	0	0	0	0	0	0	0
	FATA	0	0	0	0	0	0	0	0
Special Courts (CNS),	TOTAL	0	0	0	0	0	0	0	0
(Over all Pakistan).	Islamabad	0	0	0	0	0	0	0	0
	Punjab	0	0	0	0	0	0	0	0
	Sindh R	0	0	0	0	0	0	0	0
	Sindh U	0	0	0	0	0	0	0	0
	KP	0	0	0	0	0	0	0	0
	Balochistan	0	0	0	0	0	0	0	0
	AJ&K	0	0	0	0	0	0	0	0
	GB	0	0	0	0	0	0	0	0
	FATA	0	0	0	0	0	0	0	0
Special Courts	TOTAL	0	0	0	0	0	0	0	0
(Customs, Taxation &	Islamabad	0	0	0	0	0	0	0	0
Anti Smuggling),	Punjab	0	0	0	0	0	0	0	0
Karachi, Rawalpindi,	Sindh R	0	0	0	0	0	0	0	0
Peshawar, Lahore.	Sindh U	0	0	0	0	0	0	0	0
	KP	0	0	0	0	0	0	0	0
	Balochistan	0	0	0	0	0	0	0	0
	AJ&K	0	0	0	0	0	0	0	0
	GB	0	0	0	0	0	0	0	0
	FATA	0	0	0	0	0	0	0	0
Special Courts	TOTAL	0	0	0	0	0	0	0	0
(Offences in Banks),	Islamabad	0	0	0	0	0	0	0	0
Lahore, Peshawar,	Punjab	0	0	0	0	0	0	0	0
Karachi.	Sindh R	0	0	0	0	0	0	0	0
	Sindh U	0	0	0	0	0	0	0	0
	KP	0	0	0	0	0	0	0	0
	Balochistan	0	0	0	0	0	0	0	0
	AJ&K	0	0	0	0	0	0	0	0
	GB	0	0	0	0	0	0	0	0
	FATA	0	0	0	0	0	0	0	0

TABLE-26									
DOMICILE WISE ACTUAL STRENGTH OF FEMALE EMPLOYEES BY BASIC SCALE AND DIVISIONS / ATTACHED DEPARTMENTS / SUBORDINATE OFFICES									
DIVISION/OFFICE	DOMICILE	BASIC SCALE 17 to 22							G.TOTAL BS 1-22
		17	18	19	20	21	22	TOTAL	
Special Courts Central,	TOTAL	0	0	0	0	1	0	1	1
(Over all Pakistan).	Islamabad	0	0	0	0	0	0	0	0
	Punjab	0	0	0	0	0	0	0	0
	Sindh R	0	0	0	0	1	0	1	1
	Sindh U	0	0	0	0	0	0	0	0
	KP	0	0	0	0	0	0	0	0
	Balochistan	0	0	0	0	0	0	0	0
	AJ&K	0	0	0	0	0	0	0	0
	GB	0	0	0	0	0	0	0	0
	FATA	0	0	0	0	0	0	0	0
23. Maritime Affairs Division	G. TOTAL	1	1	1	0	0	0	3	22
Main, Islamabad.	TOTAL	0	1	0	0	0	0	1	11
	Islamabad	0	0	0	0	0	0	0	1
	Punjab	0	0	0	0	0	0	0	6
	Sindh R	0	1	0	0	0	0	1	1
	Sindh U	0	0	0	0	0	0	0	3
	KP	0	0	0	0	0	0	0	0
	Balochistan	0	0	0	0	0	0	0	0
	AJ&K	0	0	0	0	0	0	0	0
	GB	0	0	0	0	0	0	0	0
	FATA	0	0	0	0	0	0	0	0
Directorate of Dock	TOTAL	0	0	0	0	0	0	0	4
Workers Safety, Karachi.	Islamabad	0	0	0	0	0	0	0	0
	Punjab	0	0	0	0	0	0	0	0
	Sindh R	0	0	0	0	0	0	0	1
	Sindh U	0	0	0	0	0	0	0	2
	KP	0	0	0	0	0	0	0	0
	Balochistan	0	0	0	0	0	0	0	1
	AJ&K	0	0	0	0	0	0	0	0
	GB	0	0	0	0	0	0	0	0
	FATA	0	0	0	0	0	0	0	0
Government Shipping	TOTAL	0	0	0	0	0	0	0	0
Office, Karachi.	Islamabad	0	0	0	0	0	0	0	0
	Punjab	0	0	0	0	0	0	0	0
	Sindh R	0	0	0	0	0	0	0	0
	Sindh U	0	0	0	0	0	0	0	0
	KP	0	0	0	0	0	0	0	0
	Balochistan	0	0	0	0	0	0	0	0
	AJ&K	0	0	0	0	0	0	0	0
	GB	0	0	0	0	0	0	0	0
	FATA	0	0	0	0	0	0	0	0

TABLE-26									
DOMICILE WISE ACTUAL STRENGTH OF FEMALE EMPLOYEES BY BASIC SCALE AND DIVISIONS / ATTACHED DEPARTMENTS / SUBORDINATE OFFICES									
DIVISION/OFFICE	DOMICILE	BASIC SCALE 17 to 22							G.TOTAL BS 1-22
		17	18	19	20	21	22	TOTAL	
Marine Biological	TOTAL	0	0	0	0	0	0	0	0
Research Laboratory,	Islamabad	0	0	0	0	0	0	0	0
Karachi.	Punjab	0	0	0	0	0	0	0	0
	Sindh R	0	0	0	0	0	0	0	0
	Sindh U	0	0	0	0	0	0	0	0
	KP	0	0	0	0	0	0	0	0
	Balochistan	0	0	0	0	0	0	0	0
	AJ&K	0	0	0	0	0	0	0	0
	GB	0	0	0	0	0	0	0	0
	FATA	0	0	0	0	0	0	0	0
Marine Fisheries	TOTAL	1	0	1	0	0	0	2	6
Department, Karachi.	Islamabad	0	0	0	0	0	0	0	0
	Punjab	0	0	0	0	0	0	0	0
	Sindh R	1	0	0	0	0	0	1	1
	Sindh U	0	0	1	0	0	0	1	5
	KP	0	0	0	0	0	0	0	0
	Balochistan	0	0	0	0	0	0	0	0
	AJ&K	0	0	0	0	0	0	0	0
	GB	0	0	0	0	0	0	0	0
	FATA	0	0	0	0	0	0	0	0
Mercantile Marine	TOTAL	0	0	0	0	0	0	0	1
Department, Karachi.	Islamabad	0	0	0	0	0	0	0	0
	Punjab	0	0	0	0	0	0	0	0
	Sindh R	0	0	0	0	0	0	0	0
	Sindh U	0	0	0	0	0	0	0	1
	KP	0	0	0	0	0	0	0	0
	Balochistan	0	0	0	0	0	0	0	0
	AJ&K	0	0	0	0	0	0	0	0
	GB	0	0	0	0	0	0	0	0
	FATA	0	0	0	0	0	0	0	0
24. Narcotics Control	G. TOTAL	6	1	0	0	0	0	7	102
Division	TOTAL	0	1	0	0	0	0	1	8
Main, Islamabad.	Islamabad	0	0	0	0	0	0	0	5
	Punjab	0	0	0	0	0	0	0	2
	Sindh R	0	0	0	0	0	0	0	0
	Sindh U	0	0	0	0	0	0	0	0
	KP	0	0	0	0	0	0	0	0
	Balochistan	0	1	0	0	0	0	1	1
	AJ&K	0	0	0	0	0	0	0	0
	GB	0	0	0	0	0	0	0	0
	FATA	0	0	0	0	0	0	0	0

TABLE-26									
DOMICILE WISE ACTUAL STRENGTH OF FEMALE EMPLOYEES BY BASIC SCALE AND DIVISIONS / ATTACHED DEPARTMENTS / SUBORDINATE OFFICES									
DIVISION/OFFICE	DOMICILE	BASIC SCALE 17 to 22						TOTAL	G.TOTAL BS 1-22
		17	18	19	20	21	22		
Anti Narcotics Force,	TOTAL	6	0	0	0	0	0	6	94
Rawalpindi.	Islamabad	0	0	0	0	0	0	0	3
	Punjab	5	0	0	0	0	0	5	55
	Sindh R	0	0	0	0	0	0	0	4
	Sindh U	1	0	0	0	0	0	1	12
	KP	0	0	0	0	0	0	0	12
	Balochistan	0	0	0	0	0	0	0	6
	AJ&K	0	0	0	0	0	0	0	1
	GB	0	0	0	0	0	0	0	1
	FATA	0	0	0	0	0	0	0	0
25. National Food	G. TOTAL	17	1	0	0	0	0	18	42
Security & Research	TOTAL	2	0	0	0	0	0	2	7
Division	Islamabad	1	0	0	0	0	0	1	2
Main, Islamabad.	Punjab	1	0	0	0	0	0	1	4
	Sindh R	0	0	0	0	0	0	0	0
	Sindh U	0	0	0	0	0	0	0	0
	KP	0	0	0	0	0	0	0	1
	Balochistan	0	0	0	0	0	0	0	0
	AJ&K	0	0	0	0	0	0	0	0
	GB	0	0	0	0	0	0	0	0
	FATA	0	0	0	0	0	0	0	0
Agriculture Policy	TOTAL	2	0	0	0	0	0	2	2
Institute, Islamabad.	Islamabad	0	0	0	0	0	0	0	0
	Punjab	2	0	0	0	0	0	2	2
	Sindh R	0	0	0	0	0	0	0	0
	Sindh U	0	0	0	0	0	0	0	0
	KP	0	0	0	0	0	0	0	0
	Balochistan	0	0	0	0	0	0	0	0
	AJ&K	0	0	0	0	0	0	0	0
	GB	0	0	0	0	0	0	0	0
	FATA	0	0	0	0	0	0	0	0
Animal Quarantine	TOTAL	0	0	0	0	0	0	0	1
Department, Karachi.	Islamabad	0	0	0	0	0	0	0	0
	Punjab	0	0	0	0	0	0	0	1
	Sindh R	0	0	0	0	0	0	0	0
	Sindh U	0	0	0	0	0	0	0	0
	KP	0	0	0	0	0	0	0	0
	Balochistan	0	0	0	0	0	0	0	0
	AJ&K	0	0	0	0	0	0	0	0
	GB	0	0	0	0	0	0	0	0
	FATA	0	0	0	0	0	0	0	0

TABLE-26									
DOMICILE WISE ACTUAL STRENGTH OF FEMALE EMPLOYEES BY BASIC SCALE AND DIVISIONS / ATTACHED DEPARTMENTS / SUBORDINATE OFFICES									
DIVISION/OFFICE	DOMICILE	BASIC SCALE 17 to 22							G.TOTAL BS 1-22
		17	18	19	20	21	22	TOTAL	
Department of Plant	TOTAL	3	0	0	0	0	0	3	15
Protection, Karachi.	Islamabad	0	0	0	0	0	0	0	0
	Punjab	3	0	0	0	0	0	3	11
	Sindh R	0	0	0	0	0	0	0	1
	Sindh U	0	0	0	0	0	0	0	3
	KP	0	0	0	0	0	0	0	0
	Balochistan	0	0	0	0	0	0	0	0
	AJ&K	0	0	0	0	0	0	0	0
	GB	0	0	0	0	0	0	0	0
	FATA	0	0	0	0	0	0	0	0
Federal Seed	TOTAL	9	1	0	0	0	0	10	15
Certification &	Islamabad	1	0	0	0	0	0	1	2
Registration	Punjab	3	1	0	0	0	0	4	8
Department, Islamabad.	Sindh R	1	0	0	0	0	0	1	1
	Sindh U	2	0	0	0	0	0	2	2
	KP	1	0	0	0	0	0	1	1
	Balochistan	0	0	0	0	0	0	0	0
	AJ&K	0	0	0	0	0	0	0	0
	GB	1	0	0	0	0	0	1	1
	FATA	0	0	0	0	0	0	0	0
National Veterinary	TOTAL	1	0	0	0	0	0	1	2
Laboratory, Islamabad.	Islamabad	0	0	0	0	0	0	0	0
	Punjab	1	0	0	0	0	0	1	1
	Sindh R	0	0	0	0	0	0	0	0
	Sindh U	0	0	0	0	0	0	0	0
	KP	0	0	0	0	0	0	0	1
	Balochistan	0	0	0	0	0	0	0	0
	AJ&K	0	0	0	0	0	0	0	0
	GB	0	0	0	0	0	0	0	0
	FATA	0	0	0	0	0	0	0	0
26. National Health	G. TOTAL	38	12	6	0	0	0	56	162
Services Regulations &	TOTAL	3	4	4	0	0	0	11	19
Coordination Division	Islamabad	0	1	0	0	0	0	1	4
Main, Islamabad.	Punjab	2	1	3	0	0	0	6	7
	Sindh R	0	1	0	0	0	0	1	2
	Sindh U	1	1	1	0	0	0	3	3
	KP	0	0	0	0	0	0	0	3
	Balochistan	0	0	0	0	0	0	0	0
	AJ&K	0	0	0	0	0	0	0	0
	GB	0	0	0	0	0	0	0	0
	FATA	0	0	0	0	0	0	0	0

TABLE-26									
DOMICILE WISE ACTUAL STRENGTH OF FEMALE EMPLOYEES BY BASIC SCALE AND DIVISIONS / ATTACHED DEPARTMENTS / SUBORDINATE OFFICES									
DIVISION/OFFICE	DOMICILE	BASIC SCALE 17 to 22						TOTAL	G.TOTAL BS 1-22
		17	18	19	20	21	22		
Directorate of Central	TOTAL	31	0	0	0	0	0	31	105
Health Establishments,	Islamabad	1	0	0	0	0	0	1	1
Islamabad.	Punjab	19	0	0	0	0	0	19	28
	Sindh R	3	0	0	0	0	0	3	6
	Sindh U	2	0	0	0	0	0	2	59
	KP	2	0	0	0	0	0	2	6
	Balochistan	2	0	0	0	0	0	2	3
	AJ&K	0	0	0	0	0	0	0	0
	GB	1	0	0	0	0	0	1	1
	FATA	1	0	0	0	0	0	1	1
Directorate of Malaria	TOTAL	0	0	0	0	0	0	0	0
Control, Islamabad.	Islamabad	0	0	0	0	0	0	0	0
	Punjab	0	0	0	0	0	0	0	0
	Sindh R	0	0	0	0	0	0	0	0
	Sindh U	0	0	0	0	0	0	0	0
	KP	0	0	0	0	0	0	0	0
	Balochistan	0	0	0	0	0	0	0	0
	AJ&K	0	0	0	0	0	0	0	0
	GB	0	0	0	0	0	0	0	0
	FATA	0	0	0	0	0	0	0	0
Directorate of Central	TOTAL	0	0	0	0	0	0	0	0
Warehouse & Supplies,	Islamabad	0	0	0	0	0	0	0	0
Karachi.	Punjab	0	0	0	0	0	0	0	0
	Sindh R	0	0	0	0	0	0	0	0
	Sindh U	0	0	0	0	0	0	0	0
	KP	0	0	0	0	0	0	0	0
	Balochistan	0	0	0	0	0	0	0	0
	AJ&K	0	0	0	0	0	0	0	0
	GB	0	0	0	0	0	0	0	0
	FATA	0	0	0	0	0	0	0	0
Expanded Programme	TOTAL	1	1	0	0	0	0	2	5
on Immunization,	Islamabad	0	0	0	0	0	0	0	1
Islamabad.	Punjab	1	1	0	0	0	0	2	4
	Sindh R	0	0	0	0	0	0	0	0
	Sindh U	0	0	0	0	0	0	0	0
	KP	0	0	0	0	0	0	0	0
	Balochistan	0	0	0	0	0	0	0	0
	AJ&K	0	0	0	0	0	0	0	0
	GB	0	0	0	0	0	0	0	0
	FATA	0	0	0	0	0	0	0	0

TABLE-26									
DOMICILE WISE ACTUAL STRENGTH OF FEMALE EMPLOYEES BY BASIC SCALE AND DIVISIONS / ATTACHED DEPARTMENTS / SUBORDINATE OFFICES									
DIVISION/OFFICE	DOMICILE	BASIC SCALE 17 to 22						TOTAL	G.TOTAL BS 1-22
		17	18	19	20	21	22		
National Aids Control	TOTAL	1	1	0	0	0	0	2	2
Programme, Islamabad.	Islamabad	0	0	0	0	0	0	0	0
	Punjab	1	0	0	0	0	0	1	1
	Sindh R	0	0	0	0	0	0	0	0
	Sindh U	0	1	0	0	0	0	1	1
	KP	0	0	0	0	0	0	0	0
	Balochistan	0	0	0	0	0	0	0	0
	AJ&K	0	0	0	0	0	0	0	0
	GB	0	0	0	0	0	0	0	0
	FATA	0	0	0	0	0	0	0	0
National Health	TOTAL	0	0	0	0	0	0	0	0
Information Resource	Islamabad	0	0	0	0	0	0	0	0
Centre, Islamabad.	Punjab	0	0	0	0	0	0	0	0
	Sindh R	0	0	0	0	0	0	0	0
	Sindh U	0	0	0	0	0	0	0	0
	KP	0	0	0	0	0	0	0	0
	Balochistan	0	0	0	0	0	0	0	0
	AJ&K	0	0	0	0	0	0	0	0
	GB	0	0	0	0	0	0	0	0
	FATA	0	0	0	0	0	0	0	0
National Health	TOTAL	0	3	0	0	0	0	3	5
Emergency Preparedness	Islamabad	0	0	0	0	0	0	0	0
& Response	Punjab	0	2	0	0	0	0	2	3
Network, Islamabad.	Sindh R	0	0	0	0	0	0	0	0
	Sindh U	0	0	0	0	0	0	0	0
	KP	0	1	0	0	0	0	1	1
	Balochistan	0	0	0	0	0	0	0	0
	AJ&K	0	0	0	0	0	0	0	1
	GB	0	0	0	0	0	0	0	0
	FATA	0	0	0	0	0	0	0	0
National Research	TOTAL	1	2	0	0	0	0	3	19
Institute Fertility Care,	Islamabad	1	0	0	0	0	0	1	1
Karachi.	Punjab	0	0	0	0	0	0	0	1
	Sindh R	0	0	0	0	0	0	0	4
	Sindh U	0	1	0	0	0	0	1	12
	KP	0	0	0	0	0	0	0	0
	Balochistan	0	1	0	0	0	0	1	1
	AJ&K	0	0	0	0	0	0	0	0
	GB	0	0	0	0	0	0	0	0
	FATA	0	0	0	0	0	0	0	0

TABLE-26									
DOMICILE WISE ACTUAL STRENGTH OF FEMALE EMPLOYEES BY BASIC SCALE AND DIVISIONS / ATTACHED DEPARTMENTS / SUBORDINATE OFFICES									
DIVISION/OFFICE	DOMICILE	BASIC SCALE 17 to 22						TOTAL	G.TOTAL BS 1-22
		17	18	19	20	21	22		
National Institute	TOTAL	1	1	2	0	0	0	4	7
of Population Studies,	Islamabad	0	0	0	0	0	0	0	1
Islamabad.	Punjab	1	0	1	0	0	0	2	4
	Sindh R	0	1	1	0	0	0	2	2
	Sindh U	0	0	0	0	0	0	0	0
	KP	0	0	0	0	0	0	0	0
	Balochistan	0	0	0	0	0	0	0	0
	AJ&K	0	0	0	0	0	0	0	0
	GB	0	0	0	0	0	0	0	0
	FATA	0	0	0	0	0	0	0	0
27.	National History &	G. TOTAL	6	2	1	1	0	10	28
Literary Heritage Division	TOTAL	1	0	0	0	0	0	1	1
Main, Islamabad.	Islamabad	0	0	0	0	0	0	0	0
	Punjab	0	0	0	0	0	0	0	0
	Sindh R	0	0	0	0	0	0	0	0
	Sindh U	0	0	0	0	0	0	0	0
	KP	1	0	0	0	0	0	1	1
	Balochistan	0	0	0	0	0	0	0	0
	AJ&K	0	0	0	0	0	0	0	0
	GB	0	0	0	0	0	0	0	0
	FATA	0	0	0	0	0	0	0	0
Department of	TOTAL	0	0	0	0	0	0	0	3
Archaeology & Museums	Islamabad	0	0	0	0	0	0	0	1
Islamabad.	Punjab	0	0	0	0	0	0	0	2
	Sindh R	0	0	0	0	0	0	0	0
	Sindh U	0	0	0	0	0	0	0	0
	KP	0	0	0	0	0	0	0	0
	Balochistan	0	0	0	0	0	0	0	0
	AJ&K	0	0	0	0	0	0	0	0
	GB	0	0	0	0	0	0	0	0
	FATA	0	0	0	0	0	0	0	0
National Language	TOTAL	1	1	1	1	0	0	4	6
Promotion Department,	Islamabad	0	0	0	0	0	0	0	0
Islamabad.	Punjab	0	1	1	0	0	0	2	4
	Sindh R	1	0	0	0	0	0	1	1
	Sindh U	0	0	0	0	0	0	0	0
	KP	0	0	0	1	0	0	1	1
	Balochistan	0	0	0	0	0	0	0	0
	AJ&K	0	0	0	0	0	0	0	0
	GB	0	0	0	0	0	0	0	0
	FATA	0	0	0	0	0	0	0	0

TABLE-26										
DOMICILE WISE ACTUAL STRENGTH OF FEMALE EMPLOYEES BY BASIC SCALE AND DIVISIONS / ATTACHED DEPARTMENTS / SUBORDINATE OFFICES										
DIVISION/OFFICE	DOMICILE	BASIC SCALE 17 to 22							G.TOTAL BS 1-22	
		17	18	19	20	21	22	TOTAL		
National Library of Pakistan, Islamabad.	TOTAL	0	0	0	0	0	0	0	0	10
	Islamabad	0	0	0	0	0	0	0	0	1
	Punjab	0	0	0	0	0	0	0	0	8
	Sindh R	0	0	0	0	0	0	0	0	0
	Sindh U	0	0	0	0	0	0	0	0	0
	KP	0	0	0	0	0	0	0	0	0
	Balochistan	0	0	0	0	0	0	0	0	1
	AJ&K	0	0	0	0	0	0	0	0	0
	GB	0	0	0	0	0	0	0	0	0
	FATA	0	0	0	0	0	0	0	0	0
Urdu Dictionary Board, Karachi.	TOTAL	2	1	0	0	0	0	0	3	4
Islamabad	0	0	0	0	0	0	0	0	0	0
Punjab	0	0	0	0	0	0	0	0	0	1
Sindh R	0	0	0	0	0	0	0	0	0	0
Sindh U	2	1	0	0	0	0	0	0	3	3
KP	0	0	0	0	0	0	0	0	0	0
Balochistan	0	0	0	0	0	0	0	0	0	0
AJ&K	0	0	0	0	0	0	0	0	0	0
GB	0	0	0	0	0	0	0	0	0	0
FATA	0	0	0	0	0	0	0	0	0	0
Urdu Science Board, Lahore.	TOTAL	2	0	0	0	0	0	0	2	4
Islamabad	0	0	0	0	0	0	0	0	0	0
Punjab	2	0	0	0	0	0	0	0	2	4
Sindh R	0	0	0	0	0	0	0	0	0	0
Sindh U	0	0	0	0	0	0	0	0	0	0
KP	0	0	0	0	0	0	0	0	0	0
Balochistan	0	0	0	0	0	0	0	0	0	0
AJ&K	0	0	0	0	0	0	0	0	0	0
GB	0	0	0	0	0	0	0	0	0	0
FATA	0	0	0	0	0	0	0	0	0	0
28. National Security Division, Islamabad.	TOTAL	0	0	0	0	0	0	0	0	0
Islamabad	0	0	0	0	0	0	0	0	0	0
Punjab	0	0	0	0	0	0	0	0	0	0
Sindh R	0	0	0	0	0	0	0	0	0	0
Sindh U	0	0	0	0	0	0	0	0	0	0
KP	0	0	0	0	0	0	0	0	0	0
Balochistan	0	0	0	0	0	0	0	0	0	0
AJ&K	0	0	0	0	0	0	0	0	0	0
GB	0	0	0	0	0	0	0	0	0	0
FATA	0	0	0	0	0	0	0	0	0	0

TABLE-26										
DOMICILE WISE ACTUAL STRENGTH OF FEMALE EMPLOYEES BY BASIC SCALE AND DIVISIONS / ATTACHED DEPARTMENTS / SUBORDINATE OFFICES										
	DIVISION/OFFICE	DOMICILE	BASIC SCALE 17 to 22							G.TOTAL BS 1-22
			17	18	19	20	21	22	TOTAL	
29.	Overseas Pakistanis and Human	G. TOTAL	4	2	1	1	0	0	8	33
	Resource Development Division	TOTAL	2	2	0	1	0	0	5	16
	Main, Islamabad.	Islamabad	0	0	0	0	0	0	0	3
		Punjab	2	2	0	1	0	0	5	12
		Sindh R	0	0	0	0	0	0	0	0
		Sindh U	0	0	0	0	0	0	0	0
		KP	0	0	0	0	0	0	0	0
		Balochistan	0	0	0	0	0	0	0	0
		AJ&K	0	0	0	0	0	0	0	1
		GB	0	0	0	0	0	0	0	0
		FATA	0	0	0	0	0	0	0	0
	Bureau of Emigration &	TOTAL	1	0	1	0	0	0	2	14
	Overseas Employment	Islamabad	0	0	0	0	0	0	0	0
	Islamabad.	Punjab	0	0	0	0	0	0	0	8
		Sindh R	0	0	0	0	0	0	0	0
		Sindh U	0	0	0	0	0	0	0	2
		KP	0	0	1	0	0	0	1	2
		Balochistan	1	0	0	0	0	0	1	2
		AJ&K	0	0	0	0	0	0	0	0
		GB	0	0	0	0	0	0	0	0
		FATA	0	0	0	0	0	0	0	0
	National Industrial	TOTAL	1	0	0	0	0	0	1	3
	Relations, Commission	Islamabad	0	0	0	0	0	0	0	2
	Islamabad.	Punjab	1	0	0	0	0	0	1	1
		Sindh R	0	0	0	0	0	0	0	0
		Sindh U	0	0	0	0	0	0	0	0
		KP	0	0	0	0	0	0	0	0
		Balochistan	0	0	0	0	0	0	0	0
		AJ&K	0	0	0	0	0	0	0	0
		GB	0	0	0	0	0	0	0	0
		FATA	0	0	0	0	0	0	0	0
30.	Parliamentary Affairs	TOTAL	2	0	1	0	0	0	3	9
	Division, Islamabad.	Islamabad	0	0	0	0	0	0	0	1
		Punjab	2	0	1	0	0	0	3	7
		Sindh R	0	0	0	0	0	0	0	0
		Sindh U	0	0	0	0	0	0	0	1
		KP	0	0	0	0	0	0	0	0
		Balochistan	0	0	0	0	0	0	0	0
		AJ&K	0	0	0	0	0	0	0	0
		GB	0	0	0	0	0	0	0	0
		FATA	0	0	0	0	0	0	0	0

TABLE-26											
DOMICILE WISE ACTUAL STRENGTH OF FEMALE EMPLOYEES BY BASIC SCALE AND DIVISIONS / ATTACHED DEPARTMENTS / SUBORDINATE OFFICES											
	DIVISION/OFFICE	DOMICILE	BASIC SCALE 17 to 22						TOTAL	G.TOTAL BS 1-22	
			17	18	19	20	21	22			
31.	Petroleum & Natural	G. TOTAL	11	3	1	0	0	0	15	42	
	Resources Division	TOTAL	0	0	0	0	0	0	0	19	
	Main, Islamabad.	Islamabad		0	0	0	0	0	0	0	3
		Punjab		0	0	0	0	0	0	0	5
		Sindh R		0	0	0	0	0	0	0	5
		Sindh U		0	0	0	0	0	0	0	3
		KP		0	0	0	0	0	0	0	2
		Balochistan		0	0	0	0	0	0	0	0
		AJ&K		0	0	0	0	0	0	0	1
		GB		0	0	0	0	0	0	0	0
		FATA		0	0	0	0	0	0	0	0
		Central Inspectorate of	TOTAL	0	0	0	0	0	0	0	0
	Mines, Islamabad.	Islamabad		0	0	0	0	0	0	0	0
		Punjab		0	0	0	0	0	0	0	0
		Sindh R		0	0	0	0	0	0	0	0
		Sindh U		0	0	0	0	0	0	0	0
		KP		0	0	0	0	0	0	0	0
		Balochistan		0	0	0	0	0	0	0	0
		AJ&K		0	0	0	0	0	0	0	0
		GB		0	0	0	0	0	0	0	0
		FATA		0	0	0	0	0	0	0	0
		Geological Survey of	TOTAL	11	3	1	0	0	0	15	23
	Pakistan, Quetta.	Islamabad		0	0	0	0	0	0	0	0
Punjab			9	0	0	0	0	0	9	12	
Sindh R			1	0	0	0	0	0	1	1	
Sindh U			0	3	1	0	0	0	4	6	
KP			1	0	0	0	0	0	1	2	
Balochistan			0	0	0	0	0	0	0	2	
AJ&K			0	0	0	0	0	0	0	0	
GB			0	0	0	0	0	0	0	0	
FATA			0	0	0	0	0	0	0	0	
Planning Development		G. TOTAL	18	22	2	0	0	0	42	114	
and Reform Division	TOTAL	16	22	1	0	0	0	39	70		
Main, Islamabad.	Islamabad		0	0	1	0	0	0	1	7	
	Punjab		10	18	0	0	0	0	28	44	
	Sindh R		0	1	0	0	0	0	1	2	
	Sindh U		1	0	0	0	0	0	1	4	
	KP		2	2	0	0	0	0	4	6	
	Balochistan		0	1	0	0	0	0	1	3	
	AJ&K		2	0	0	0	0	0	2	2	
	GB		0	0	0	0	0	0	0	0	
	FATA		1	0	0	0	0	0	1	2	

TABLE-26									
DOMICILE WISE ACTUAL STRENGTH OF FEMALE EMPLOYEES BY BASIC SCALE AND DIVISIONS / ATTACHED DEPARTMENTS / SUBORDINATE OFFICES									
DIVISION/OFFICE	DOMICILE	BASIC SCALE 17 to 22							G.TOTAL BS 1-22
		17	18	19	20	21	22	TOTAL	
Jawaid Azfar Computer	TOTAL	0	0	0	0	0	0	0	0
Centre, Islamabad.	Islamabad	0	0	0	0	0	0	0	0
	Punjab	0	0	0	0	0	0	0	0
	Sindh R	0	0	0	0	0	0	0	0
	Sindh U	0	0	0	0	0	0	0	0
	KP	0	0	0	0	0	0	0	0
	Balochistan	0	0	0	0	0	0	0	0
	AJ&K	0	0	0	0	0	0	0	0
	GB	0	0	0	0	0	0	0	0
	FATA	0	0	0	0	0	0	0	0
National Fertilizer	TOTAL	0	0	0	0	0	0	0	3
Development Centre,	Islamabad	0	0	0	0	0	0	0	1
Islamabad.	Punjab	0	0	0	0	0	0	0	1
	Sindh R	0	0	0	0	0	0	0	0
	Sindh U	0	0	0	0	0	0	0	0
	KP	0	0	0	0	0	0	0	1
	Balochistan	0	0	0	0	0	0	0	0
	AJ&K	0	0	0	0	0	0	0	0
	GB	0	0	0	0	0	0	0	0
	FATA	0	0	0	0	0	0	0	0
National Logistic Cell,	TOTAL	2	0	1	0	0	0	3	41
Rawalpindi.	Islamabad	0	0	0	0	0	0	0	0
	Punjab	1	0	0	0	0	0	1	27
	Sindh R	1	0	1	0	0	0	2	4
	Sindh U	0	0	0	0	0	0	0	0
	KP	0	0	0	0	0	0	0	5
	Balochistan	0	0	0	0	0	0	0	1
	AJ&K	0	0	0	0	0	0	0	2
	GB	0	0	0	0	0	0	0	0
	FATA	0	0	0	0	0	0	0	2
Pakistan Planning and	TOTAL	0	0	0	0	0	0	0	0
Management Institute,	Islamabad	0	0	0	0	0	0	0	0
Islamabad.	Punjab	0	0	0	0	0	0	0	0
	Sindh R	0	0	0	0	0	0	0	0
	Sindh U	0	0	0	0	0	0	0	0
	KP	0	0	0	0	0	0	0	0
	Balochistan	0	0	0	0	0	0	0	0
	AJ&K	0	0	0	0	0	0	0	0
	GB	0	0	0	0	0	0	0	0
	FATA	0	0	0	0	0	0	0	0

TABLE-26										
DOMICILE WISE ACTUAL STRENGTH OF FEMALE EMPLOYEES BY BASIC SCALE AND DIVISIONS / ATTACHED DEPARTMENTS / SUBORDINATE OFFICES										
	DIVISION/OFFICE	DOMICILE	BASIC SCALE 17 to 22						TOTAL	G.TOTAL BS 1-22
			17	18	19	20	21	22		
33.	Privatization Division,	TOTAL	1	1	0	0	0	0	2	2
	Islamabad.	Islamabad	0	0	0	0	0	0	0	0
		Punjab	1	1	0	0	0	0	2	2
		Sindh R	0	0	0	0	0	0	0	0
		Sindh U	0	0	0	0	0	0	0	0
		KP	0	0	0	0	0	0	0	0
		Balochistan	0	0	0	0	0	0	0	0
		AJ&K	0	0	0	0	0	0	0	0
		GB	0	0	0	0	0	0	0	0
		FATA	0	0	0	0	0	0	0	0
34.	Postal Services Division	G. TOTAL	18	9	0	3	1	0	31	749
	Main, Islamabad.	TOTAL	0	1	0	1	0	0	2	2
		Islamabad	0	0	0	0	0	0	0	0
		Punjab	0	1	0	0	0	0	1	1
		Sindh R	0	0	0	0	0	0	0	0
		Sindh U	0	0	0	0	0	0	0	0
		KP	0	0	0	1	0	0	1	1
		Balochistan	0	0	0	0	0	0	0	0
		AJ&K	0	0	0	0	0	0	0	0
		GB	0	0	0	0	0	0	0	0
		FATA	0	0	0	0	0	0	0	0
	Pakistan Post Office	TOTAL	18	8	0	2	1	0	29	747
	Department,	Islamabad	2	0	0	0	0	0	2	29
	(Over all Pakistan).	Punjab	11	8	0	1	1	0	21	456
		Sindh R	0	0	0	0	0	0	0	168
		Sindh U	1	0	0	0	0	0	1	17
		KP	2	0	0	1	0	0	3	55
		Balochistan	0	0	0	0	0	0	0	14
		AJ&K	2	0	0	0	0	0	2	5
		GB	0	0	0	0	0	0	0	3
		FATA	0	0	0	0	0	0	0	0
35.	Power Division	G. TOTAL	0	1	0	0	0	0	1	2
	Main, Islamabad.	TOTAL	0	1	0	0	0	0	1	2
		Islamabad	0	0	0	0	0	0	0	0
		Punjab	0	1	0	0	0	0	1	2
		Sindh R	0	0	0	0	0	0	0	0
		Sindh U	0	0	0	0	0	0	0	0
		KP	0	0	0	0	0	0	0	0
		Balochistan	0	0	0	0	0	0	0	0
		AJ&K	0	0	0	0	0	0	0	0
		GB	0	0	0	0	0	0	0	0
		FATA	0	0	0	0	0	0	0	0

TABLE-26									
DOMICILE WISE ACTUAL STRENGTH OF FEMALE EMPLOYEES BY BASIC SCALE AND DIVISIONS / ATTACHED DEPARTMENTS / SUBORDINATE OFFICES									
DIVISION/OFFICE	DOMICILE	BASIC SCALE 17 to 22							G.TOTAL BS 1-22
		17	18	19	20	21	22	TOTAL	
National Energy	TOTAL	0	0	0	0	0	0	0	0
Conservation Centre	Islamabad	0	0	0	0	0	0	0	0
(ENERCON), Islamabad	Punjab	0	0	0	0	0	0	0	0
	Sindh R	0	0	0	0	0	0	0	0
	Sindh U	0	0	0	0	0	0	0	0
	KP	0	0	0	0	0	0	0	0
	Balochistan	0	0	0	0	0	0	0	0
	AJ&K	0	0	0	0	0	0	0	0
	GB	0	0	0	0	0	0	0	0
	FATA	0	0	0	0	0	0	0	0
	36. Religious Affairs and	G. TOTAL	4	0	0	0	0	0	4
Inter-faith Harmony	TOTAL	3	0	0	0	0	0	3	15
Division Main, Islamabad.	Islamabad	0	0	0	0	0	0	0	1
	Punjab	2	0	0	0	0	0	2	10
	Sindh R	0	0	0	0	0	0	0	1
	Sindh U	1	0	0	0	0	0	1	2
	KP	0	0	0	0	0	0	0	1
	Balochistan	0	0	0	0	0	0	0	0
	AJ&K	0	0	0	0	0	0	0	0
	GB	0	0	0	0	0	0	0	0
	FATA	0	0	0	0	0	0	0	0
Directorate of Hajj, (Over all Pakistan).	TOTAL	1	0	0	0	0	0	1	6
	Islamabad	0	0	0	0	0	0	0	0
	Punjab	1	0	0	0	0	0	1	3
	Sindh R	0	0	0	0	0	0	0	0
	Sindh U	0	0	0	0	0	0	0	2
	KP	0	0	0	0	0	0	0	1
	Balochistan	0	0	0	0	0	0	0	0
	AJ&K	0	0	0	0	0	0	0	0
	GB	0	0	0	0	0	0	0	0
	FATA	0	0	0	0	0	0	0	0
37. Revenue Division	G.TOTAL	109	122	69	35	12	2	349	807
Main, Islamabad.	TOTAL	1	0	0	0	0	0	1	3
	Islamabad	0	0	0	0	0	0	0	1
	Punjab	1	0	0	0	0	0	1	1
	Sindh R	0	0	0	0	0	0	0	1
	Sindh U	0	0	0	0	0	0	0	0
	KP	0	0	0	0	0	0	0	0
	Balochistan	0	0	0	0	0	0	0	0
	AJ&K	0	0	0	0	0	0	0	0
	GB	0	0	0	0	0	0	0	0
FATA	0	0	0	0	0	0	0	0	

TABLE-26									
DOMICILE WISE ACTUAL STRENGTH OF FEMALE EMPLOYEES BY BASIC SCALE AND DIVISIONS / ATTACHED DEPARTMENTS / SUBORDINATE OFFICES									
DIVISION/OFFICE	DOMICILE	BASIC SCALE 17 to 22							G.TOTAL BS 1-22
		17	18	19	20	21	22	TOTAL	
Federal Board of Revenue	TOTAL	108	122	69	35	12	2	348	804
including (Customs,	Islamabad	3	3	3	2	0	0	11	40
Central Excise, Sales	Punjab	67	75	43	23	8	1	217	423
Tax & Income	Sindh R	6	4	2	0	0	0	12	33
Tax Departments), HQ,	Sindh U	10	13	3	5	1	0	32	191
Islamabad.	KP	16	14	5	2	0	1	38	64
	Balochistan	5	4	2	2	1	0	14	27
	AJ&K	0	7	1	1	2	0	11	13
	GB	0	0	0	0	0	0	0	0
	FATA	1	2	10	0	0	0	13	13
38. Railways Division	G. TOTAL	83	53	9	1	0	2	148	1048
Main, Islamabad.	TOTAL	0	6	1	0	0	1	8	16
	Islamabad	0	0	0	0	0	0	0	1
	Punjab	0	6	1	0	0	1	8	14
	Sindh R	0	0	0	0	0	0	0	0
	Sindh U	0	0	0	0	0	0	0	1
	KP	0	0	0	0	0	0	0	0
	Balochistan	0	0	0	0	0	0	0	0
	AJ&K	0	0	0	0	0	0	0	0
	GB	0	0	0	0	0	0	0	0
	FATA	0	0	0	0	0	0	0	0
Pakistan Railways HQ,	TOTAL	83	47	8	1	0	1	140	1032
Lahore.	Islamabad	3	0	0	0	0	0	3	8
	Punjab	48	37	5	1	0	1	92	638
	Sindh R	10	4	1	0	0	0	15	103
	Sindh U	8	1	1	0	0	0	10	214
	KP	7	3	0	0	0	0	10	33
	Balochistan	3	2	0	0	0	0	5	30
	AJ&K	3	0	0	0	0	0	3	4
	GB	1	0	1	0	0	0	2	2
	FATA	0	0	0	0	0	0	0	0
39. Science &	TOTAL	1	0	0	0	0	0	1	4
Technology Division ,	Islamabad	0	0	0	0	0	0	0	0
Islamabad.	Punjab	0	0	0	0	0	0	0	3
	Sindh R	0	0	0	0	0	0	0	0
	Sindh U	1	0	0	0	0	0	1	1
	KP	0	0	0	0	0	0	0	0
	Balochistan	0	0	0	0	0	0	0	0
	AJ&K	0	0	0	0	0	0	0	0
	GB	0	0	0	0	0	0	0	0
	FATA	0	0	0	0	0	0	0	0

TABLE-26										
DOMICILE WISE ACTUAL STRENGTH OF FEMALE EMPLOYEES BY BASIC SCALE AND DIVISIONS / ATTACHED DEPARTMENTS / SUBORDINATE OFFICES										
	DIVISION/OFFICE	DOMICILE	BASIC SCALE 17 to 22						TOTAL	G.TOTAL BS 1-22
			17	18	19	20	21	22		
40.	States and Frontier	G. TOTAL	0	3	1	0	0	0	4	14
	Regions Division	TOTAL	0	3	0	0	0	0	3	8
	Main, Islamabad.	Islamabad	0	1	0	0	0	0	1	2
		Punjab	0	0	0	0	0	0	0	4
		Sindh R	0	0	0	0	0	0	0	0
		Sindh U	0	1	0	0	0	0	1	1
		KP	0	1	0	0	0	0	1	1
		Balochistan	0	0	0	0	0	0	0	0
		AJ&K	0	0	0	0	0	0	0	0
		GB	0	0	0	0	0	0	0	0
		FATA	0	0	0	0	0	0	0	0
	Chief Commissioner for	TOTAL	0	0	1	0	0	0	1	6
	Afghan Refugees,	Islamabad	0	0	0	0	0	0	0	0
	Islamabad, Lahore,	Punjab	0	0	0	0	0	0	0	2
	Quetta, Karachi,	Sindh R	0	0	0	0	0	0	0	0
	Peshawar.	Sindh U	0	0	0	0	0	0	0	0
		KP	0	0	0	0	0	0	0	2
		Balochistan	0	0	1	0	0	0	1	2
		AJ&K	0	0	0	0	0	0	0	0
		GB	0	0	0	0	0	0	0	0
		FATA	0	0	0	0	0	0	0	0
41.	Statistics Division	G. TOTAL	21	11	2	0	0	1	35	304
	Main, Islamabad.	TOTAL	1	0	0	0	0	1	2	5
		Islamabad	0	0	0	0	0	0	0	1
		Punjab	1	0	0	0	0	1	2	3
		Sindh R	0	0	0	0	0	0	0	1
		Sindh U	0	0	0	0	0	0	0	0
		KP	0	0	0	0	0	0	0	0
		Balochistan	0	0	0	0	0	0	0	0
		AJ&K	0	0	0	0	0	0	0	0
		GB	0	0	0	0	0	0	0	0
		FATA	0	0	0	0	0	0	0	0
	Pakistan Bureau of	TOTAL	20	11	2	0	0	0	33	299
	Statistics, Islamabad.	Islamabad	3	0	1	0	0	0	4	44
		Punjab	8	8	1	0	0	0	17	133
		Sindh R	0	1	0	0	0	0	1	31
		Sindh U	7	2	0	0	0	0	9	40
		KP	1	0	0	0	0	0	1	29
		Balochistan	0	0	0	0	0	0	0	10
		AJ&K	1	0	0	0	0	0	1	6
		GB	0	0	0	0	0	0	0	6
		FATA	0	0	0	0	0	0	0	0

TABLE-26										
DOMICILE WISE ACTUAL STRENGTH OF FEMALE EMPLOYEES BY BASIC SCALE AND DIVISIONS / ATTACHED DEPARTMENTS / SUBORDINATE OFFICES										
	DIVISION/OFFICE	DOMICILE	BASIC SCALE 17 to 22						TOTAL	G.TOTAL BS 1-22
			17	18	19	20	21	22		
42.	Textile Industry	G. TOTAL	0	4	0	0	0	0	4	13
	Division	TOTAL	0	4	0	0	0	0	4	11
	Main, Islamabad.	Islamabad	0	0	0	0	0	0	0	1
		Punjab	0	3	0	0	0	0	3	7
		Sindh R	0	0	0	0	0	0	0	0
		Sindh U	0	0	0	0	0	0	0	0
		KP	0	1	0	0	0	0	1	3
		Balochistan	0	0	0	0	0	0	0	0
		AJ&K	0	0	0	0	0	0	0	0
		GB	0	0	0	0	0	0	0	0
		FATA	0	0	0	0	0	0	0	0
	Textile Commissioner's	TOTAL	0	0	0	0	0	0	0	2
	Organization, Karachi.	Islamabad	0	0	0	0	0	0	0	0
		Punjab	0	0	0	0	0	0	0	1
		Sindh R	0	0	0	0	0	0	0	1
		Sindh U	0	0	0	0	0	0	0	0
		KP	0	0	0	0	0	0	0	0
		Balochistan	0	0	0	0	0	0	0	0
		AJ&K	0	0	0	0	0	0	0	0
		GB	0	0	0	0	0	0	0	0
		FATA	0	0	0	0	0	0	0	0
43.	Water Resources Division	G. TOTAL	0	0	0	0	0	0	0	6
	Division	TOTAL	0	0	0	0	0	0	0	1
	Main, Islamabad.	Islamabad	0	0	0	0	0	0	0	0
		Punjab	0	0	0	0	0	0	0	1
		Sindh R	0	0	0	0	0	0	0	0
		Sindh U	0	0	0	0	0	0	0	0
		KP	0	0	0	0	0	0	0	0
		Balochistan	0	0	0	0	0	0	0	0
		AJ&K	0	0	0	0	0	0	0	0
		GB	0	0	0	0	0	0	0	0
		FATA	0	0	0	0	0	0	0	0
	Office of the Chief	TOTAL	0	0	0	0	0	0	0	4
	Engineering Adviser/	Islamabad	0	0	0	0	0	0	0	1
	Chairman Federal	Punjab	0	0	0	0	0	0	0	2
	Flood Commission,	Sindh R	0	0	0	0	0	0	0	1
	Islamabad.	Sindh U	0	0	0	0	0	0	0	0
		KP	0	0	0	0	0	0	0	0
		Balochistan	0	0	0	0	0	0	0	0
		AJ&K	0	0	0	0	0	0	0	0
		GB	0	0	0	0	0	0	0	0
		FATA	0	0	0	0	0	0	0	0

TABLE-26									
DOMICILE WISE ACTUAL STRENGTH OF FEMALE EMPLOYEES BY BASIC SCALE AND DIVISIONS / ATTACHED DEPARTMENTS / SUBORDINATE OFFICES									
DIVISION/OFFICE	DOMICILE	BASIC SCALE 17 to 22							G.TOTAL BS 1-22
		17	18	19	20	21	22	TOTAL	
Pakistan Commissioner	TOTAL	0	0	0	0	0	0	0	1
for Indus Waters,	Islamabad	0	0	0	0	0	0	0	0
Lahore.	Punjab	0	0	0	0	0	0	0	1
	Sindh R	0	0	0	0	0	0	0	0
	Sindh U	0	0	0	0	0	0	0	0
	KP	0	0	0	0	0	0	0	0
	Balochistan	0	0	0	0	0	0	0	0
	AJ&K	0	0	0	0	0	0	0	0
	GB	0	0	0	0	0	0	0	0
	FATA	0	0	0	0	0	0	0	0
44. President's	TOTAL	1	0	0	0	2	0	3	19
Secretariat (Public),	Islamabad	0	0	0	0	0	0	0	0
Islamabad.	Punjab	1	0	0	0	2	0	3	18
	Sindh R	0	0	0	0	0	0	0	0
	Sindh U	0	0	0	0	0	0	0	0
	KP	0	0	0	0	0	0	0	0
	Balochistan	0	0	0	0	0	0	0	0
	AJ&K	0	0	0	0	0	0	0	1
	GB	0	0	0	0	0	0	0	0
	FATA	0	0	0	0	0	0	0	0
45. President's Secretariat	TOTAL	0	0	0	0	0	0	0	11
(Personal), Islamabad.	Islamabad	0	0	0	0	0	0	0	1
	Punjab	0	0	0	0	0	0	0	8
	Sindh R	0	0	0	0	0	0	0	0
	Sindh U	0	0	0	0	0	0	0	1
	KP	0	0	0	0	0	0	0	1
	Balochistan	0	0	0	0	0	0	0	0
	AJ&K	0	0	0	0	0	0	0	0
	GB	0	0	0	0	0	0	0	0
	FATA	0	0	0	0	0	0	0	0
46. Prime Minister's	G. TOTAL	3	2	2	4	1	0	12	24
Office (Public)	TOTAL	0	1	2	3	0	0	6	10
Main, Islamabad.	Islamabad	0	0	0	0	0	0	0	0
	Punjab	0	0	1	2	0	0	3	5
	Sindh R	0	0	0	0	0	0	0	0
	Sindh U	0	0	0	0	0	0	0	1
	KP	0	0	1	1	0	0	2	2
	Balochistan	0	1	0	0	0	0	1	1
	AJ&K	0	0	0	0	0	0	0	1
	GB	0	0	0	0	0	0	0	0
	FATA	0	0	0	0	0	0	0	0

TABLE-26									
DOMICILE WISE ACTUAL STRENGTH OF FEMALE EMPLOYEES BY BASIC SCALE AND DIVISIONS / ATTACHED DEPARTMENTS / SUBORDINATE OFFICES									
DIVISION/OFFICE	DOMICILE	BASIC SCALE 17 to 22						TOTAL	G.TOTAL BS 1-22
		17	18	19	20	21	22		
Board of Investment,	TOTAL	2	1	0	1	1	0	5	12
Islamabad.	Islamabad	0	0	0	0	0	0	0	0
	Punjab	2	1	0	0	1	0	4	5
	Sindh R	0	0	0	0	0	0	0	3
	Sindh U	0	0	0	1	0	0	1	2
	KP	0	0	0	0	0	0	0	0
	Balochistan	0	0	0	0	0	0	0	0
	AJ&K	0	0	0	0	0	0	0	2
	GB	0	0	0	0	0	0	0	0
	FATA	0	0	0	0	0	0	0	0
National Commission for	TOTAL	0	0	0	0	0	0	0	0
Government Reforms,	Islamabad	0	0	0	0	0	0	0	0
Islamabad.	Punjab	0	0	0	0	0	0	0	0
	Sindh R	0	0	0	0	0	0	0	0
	Sindh U	0	0	0	0	0	0	0	0
	KP	0	0	0	0	0	0	0	0
	Balochistan	0	0	0	0	0	0	0	0
	AJ&K	0	0	0	0	0	0	0	0
	GB	0	0	0	0	0	0	0	0
	FATA	0	0	0	0	0	0	0	0
Prime Minister's	TOTAL	1	0	0	0	0	0	1	2
Inspection Commission,	Islamabad	0	0	0	0	0	0	0	1
Islamabad.	Punjab	1	0	0	0	0	0	1	1
	Sindh R	0	0	0	0	0	0	0	0
	Sindh U	0	0	0	0	0	0	0	0
	KP	0	0	0	0	0	0	0	0
	Balochistan	0	0	0	0	0	0	0	0
	AJ&K	0	0	0	0	0	0	0	0
	GB	0	0	0	0	0	0	0	0
	FATA	0	0	0	0	0	0	0	0
47. Prime Minister's	TOTAL	0	0	0	0	0	0	0	21
Office (Internal),	Islamabad	0	0	0	0	0	0	0	0
Islamabad.	Punjab	0	0	0	0	0	0	0	19
	Sindh R	0	0	0	0	0	0	0	0
	Sindh U	0	0	0	0	0	0	0	0
	KP	0	0	0	0	0	0	0	1
	Balochistan	0	0	0	0	0	0	0	0
	AJ&K	0	0	0	0	0	0	0	0
	GB	0	0	0	0	0	0	0	0
	FATA	0	0	0	0	0	0	0	1

TABLE-26										
DOMICILE WISE ACTUAL STRENGTH OF FEMALE EMPLOYEES BY BASIC SCALE AND DIVISIONS / ATTACHED DEPARTMENTS / SUBORDINATE OFFICES										
	DIVISION/OFFICE	DOMICILE	BASIC SCALE 17 to 22						TOTAL	G.TOTAL BS 1-22
			17	18	19	20	21	22		
48.	National Assembly	TOTAL	5	0	1	0	0	0	6	44
	Secretariat,	Islamabad	0	0	0	0	0	0	0	3
	Islamabad.	Punjab	4	0	1	0	0	0	5	24
		Sindh R	0	0	0	0	0	0	0	5
		Sindh U	0	0	0	0	0	0	0	3
		KP	1	0	0	0	0	0	1	5
		Balochistan	0	0	0	0	0	0	0	2
		AJ&K	0	0	0	0	0	0	0	1
		GB	0	0	0	0	0	0	0	1
		FATA	0	0	0	0	0	0	0	0
49.	Senate Secretariat,	TOTAL	5	7	4	3	0	0	19	47
	Islamabad.	Islamabad	1	0	0	0	0	0	1	7
		Punjab	3	3	1	2	0	0	9	24
		Sindh R	0	1	0	1	0	0	2	4
		Sindh U	0	1	0	0	0	0	1	3
		KP	1	2	2	0	0	0	5	8
		Balochistan	0	0	1	0	0	0	1	1
		AJ&K	0	0	0	0	0	0	0	0
		GB	0	0	0	0	0	0	0	0
		FATA	0	0	0	0	0	0	0	0
50.	Election Commission	G. TOTAL	7	6	1	1	0	0	15	71
	of Pakistan	TOTAL	1	2	1	1	0	0	5	11
	Main, Islamabad.	Islamabad	0	0	0	0	0	0	0	2
		Punjab	0	2	1	1	0	0	4	6
		Sindh R	0	0	0	0	0	0	0	0
		Sindh U	0	0	0	0	0	0	0	0
		KP	0	0	0	0	0	0	0	1
		Balochistan	0	0	0	0	0	0	0	0
		AJ&K	1	0	0	0	0	0	1	1
		GB	0	0	0	0	0	0	0	0
		FATA	0	0	0	0	0	0	0	1
	Provincial Election	TOTAL	6	4	0	0	0	0	10	60
	Commissioners,	Islamabad	0	0	0	0	0	0	0	0
	Punjab, Sindh, KP,	Punjab	5	0	0	0	0	0	5	26
	Balochistan.	Sindh R	0	0	0	0	0	0	0	5
		Sindh U	1	2	0	0	0	0	3	12
		KP	0	2	0	0	0	0	2	8
		Balochistan	0	0	0	0	0	0	0	9
		AJ&K	0	0	0	0	0	0	0	0
		GB	0	0	0	0	0	0	0	0
		FATA	0	0	0	0	0	0	0	0

TABLE-26										
DOMICILE WISE ACTUAL STRENGTH OF FEMALE EMPLOYEES BY BASIC SCALE AND DIVISIONS / ATTACHED DEPARTMENTS / SUBORDINATE OFFICES										
	DIVISION/OFFICE	DOMICILE	BASIC SCALE 17 to 22						TOTAL	G.TOTAL BS 1-22
			17	18	19	20	21	22		
51.	Wafaqi Mohtasib	TOTAL	6	4	0	0	0	0	10	35
	(Ombudsman)'s	Islamabad	1	0	0	0	0	0	1	3
	Secretariat,	Punjab	4	1	0	0	0	0	5	21
	Islamabad.	Sindh R	0	2	0	0	0	0	2	2
		Sindh U	1	0	0	0	0	0	1	5
		KP	0	0	0	0	0	0	0	1
		Balochistan	0	1	0	0	0	0	1	1
		AJ&K	0	0	0	0	0	0	0	1
		GB	0	0	0	0	0	0	0	1
		FATA	0	0	0	0	0	0	0	0
52.	Supreme Court	TOTAL	6	0	1	0	0	0	7	22
	of Pakistan,	Islamabad	0	0	0	0	0	0	0	5
	Islamabad.	Punjab	5	0	0	0	0	0	5	11
		Sindh R	0	0	0	0	0	0	0	2
		Sindh U	1	0	0	0	0	0	1	3
		KP	0	0	1	0	0	0	1	1
		Balochistan	0	0	0	0	0	0	0	0
		AJ&K	0	0	0	0	0	0	0	0
		GB	0	0	0	0	0	0	0	0
		FATA	0	0	0	0	0	0	0	0
53.	Federal Tax Ombudsman	TOTAL	1	0	1	0	0	0	2	11
	Secretariat, Islamabad.	Islamabad	0	0	0	0	0	0	0	2
		Punjab	1	0	1	0	0	0	2	7
		Sindh R	0	0	0	0	0	0	0	1
		Sindh U	0	0	0	0	0	0	0	1
		KP	0	0	0	0	0	0	0	0
		Balochistan	0	0	0	0	0	0	0	0
		AJ&K	0	0	0	0	0	0	0	0
		GB	0	0	0	0	0	0	0	0
		FATA	0	0	0	0	0	0	0	0
54.	National Accountability	TOTAL	46	19	0	0	0	0	65	135
	Bureau, Islamabad.	Islamabad	1	1	0	0	0	0	2	6
		Punjab	31	11	0	0	0	0	42	83
		Sindh R	2	3	0	0	0	0	5	13
		Sindh U	6	4	0	0	0	0	10	16
		KP	4	0	0	0	0	0	4	12
		Balochistan	1	0	0	0	0	0	1	3
		AJ&K	1	0	0	0	0	0	1	1
		GB	0	0	0	0	0	0	0	1
		FATA	0	0	0	0	0	0	0	0
	G. TOTAL		4299	1362	527	130	39	12	6369	32334